



US00D893451S

(12) **United States Design Patent**
Nagamine et al.

(10) **Patent No.:** **US D893,451 S**

(45) **Date of Patent:** **** *Aug. 18, 2020**

(54) **HEADPHONE**

(71) Applicant: **Audio-Technica Corporation**, Tokyo (JP)

(72) Inventors: **Takaya Nagamine**, Tokyo (JP); **Sayo Matsubara**, Kanagawa (JP); **Stefan Wennerström**, Stockholm (SE); **Naoto Nakamura**, Stockholm (SE); **Kiyotaka Kakemizu**, Tokyo (JP)

(73) Assignee: **Audio-Technica Corporation**, Tokyo (JP)

(*) Notice: This patent is subject to a terminal disclaimer.

(**) Term: **15 Years**

(21) Appl. No.: **29/651,723**

(22) Filed: **Feb. 4, 2019**

(30) **Foreign Application Priority Data**

Aug. 15, 2018 (JP) 2018-017830

(51) **LOC (12) Cl.** **14-01**

(52) **U.S. Cl.**
USPC **D14/205**

(58) **Field of Classification Search**

USPC D14/205, 188, 192; D29/112; 2/209; 181/129, 130, 135; 379/430, 431; 381/380, 381, 370, 374; 455/90.3, 575.1, 455/569.1

CPC H04R 1/1066; H04R 1/1016; H04R 5/033; H04R 5/0335; H04R 1/1091; H04R 1/1058; H04R 25/00; H04R 1/105

See application file for complete search history.

(56) **References Cited**

U.S. PATENT DOCUMENTS

3,272,926 A * 9/1966 Falkenberg H04R 1/1008 381/372
D229,833 S * 1/1974 Woodbury D14/205
3,787,899 A * 1/1974 Krawagna H04R 1/1066 2/209
D255,352 S * 6/1980 Besasie D14/205
(Continued)

FOREIGN PATENT DOCUMENTS

CN 305485203 * 12/2019
EM 006253605-0001 * 2/2019
(Continued)

Primary Examiner — Paula Allen Greene
(74) *Attorney, Agent, or Firm* — W&C IP

(57) **CLAIM**

The ornamental design for a headphone, as shown and described.

DESCRIPTION

The patent or application file contains at least one drawing executed in color. Copies of this patent or patent application publication with color drawings will be provided by the Office upon request and payment of the necessary fee. FIG. 1 is a perspective view of a headphone showing our new design; FIG. 2 is a front elevational view of the headphone; FIG. 3 is a rear elevational view of the headphone; FIG. 4 is a top plan view of the headphone; FIG. 5 is a bottom plan view of the headphone; FIG. 6 is a left side elevational view of the headphone; FIG. 7 is a right side elevational view of the headphone; and, FIG. 8 is a front elevational view with the headphone in an alternate position.

(Continued)



The broken lines and ghosted areas depict environment that forms no part of the claimed design.

**1 Claim, 8 Drawing Sheets
(8 of 8 Drawing Sheet(s) Filed in Color)**

(56)

References Cited

U.S. PATENT DOCUMENTS

4,982,592 A * 1/1991 Simon B21C 23/14
72/260
D328,074 S * 7/1992 Yamazaki D14/205
D353,818 S * 12/1994 Nakamura D14/205
D375,584 S * 11/1996 Westerdal D29/112
D410,466 S * 6/1999 Mouri D14/205
D484,485 S * 12/2003 Matsuoka D14/205
D491,163 S * 6/2004 Green D14/205
D512,708 S * 12/2005 Harris, Jr. D14/205
7,020,902 B1 * 4/2006 Tyler A61F 11/14
2/209
D532,407 S * 11/2006 Motoishi D14/205
D540,301 S * 4/2007 Obata D14/205
D541,255 S * 4/2007 Taylor D14/205
D563,382 S * 3/2008 Wikel D14/205
D573,581 S * 7/2008 Gondo D14/205
D581,394 S * 11/2008 Lee D14/205
D585,871 S * 2/2009 Lee D14/205
D592,639 S * 5/2009 Kuh D14/205
D594,847 S * 6/2009 Suzuki D14/205
D620,474 S * 7/2010 Komiyama D14/205
D635,959 S * 4/2011 Hutchieson D14/205
D639,776 S * 6/2011 Arimoto D14/205
D665,775 S * 8/2012 Katsumata D14/205
D678,860 S * 3/2013 Hagelin D14/205
D683,329 S * 5/2013 Hagelin D14/205
D691,579 S * 10/2013 Lee D14/205
D705,750 S * 5/2014 Wu H04R 1/1066
D14/205
8,737,668 B1 * 5/2014 Blair H04R 1/1066
381/378
D706,240 S * 6/2014 Szymanski H04R 1/1066
D14/205

D706,241 S * 6/2014 Szymanski H04R 1/1066
D14/205
D716,762 S * 11/2014 Greve D14/206
D719,136 S * 12/2014 Schaal D14/205
D721,052 S * 1/2015 Carr D14/205
D729,194 S * 5/2015 Boeckel D14/205
D734,297 S * 7/2015 Sasaki D14/205
D737,799 S * 9/2015 Carr D14/205
D741,289 S * 10/2015 Schaal D14/205
D758,337 S * 6/2016 Szymanski D14/205
D761,761 S * 7/2016 Ando D14/205
D763,821 S * 8/2016 Leopardi D14/205
D765,055 S * 8/2016 Hsieh D14/205
D767,531 S * 9/2016 Szymanski D14/205
D768,110 S * 10/2016 Suzuki D14/205
D784,298 S * 4/2017 Ozawa D14/223
D787,470 S * 5/2017 Kelly D14/205
D800,691 S * 10/2017 Ando D14/205
D811,365 S * 2/2018 Czaniecki D14/205
D815,614 S * 4/2018 Tzeng D14/205
D822,635 S * 7/2018 Ando D14/205
D834,557 S * 11/2018 Hardi D14/205
D838,687 S * 1/2019 Wu D14/205
D851,627 S * 6/2019 ter Laag D14/205
D852,163 S * 6/2019 Nagamine D14/205
D854,511 S * 7/2019 Yashiro D14/205
D864,152 S * 10/2019 Liu D14/205
D865,706 S * 11/2019 Li D14/205
D867,328 S * 11/2019 Bian D14/205
D871,367 S * 12/2019 Zhijun D14/205
D872,047 S * 1/2020 Luo D14/205
2008/0069391 A1 * 3/2008 Steyn H04R 1/1025
381/371
2010/0310093 A1 * 12/2010 Semcken H04R 1/1058
381/104
2017/0041697 A1 * 2/2017 Levine H04R 1/1033
2018/0109866 A1 * 4/2018 Tsuihiji H04R 1/1008

FOREIGN PATENT DOCUMENTS

EM 006253605-0002 * 2/2019
EM 006383576-0004 * 4/2019
JP D1602513 * 3/2018

* cited by examiner



Figure 1



Figure 2



Figure 3




Figure 4




Figure 5




Figure 6



Figure 7



Figure 8