



US00D780799S

(12) **United States Design Patent**
Mehring et al.

(10) **Patent No.:** **US D780,799 S**
(45) **Date of Patent:** **** Mar. 7, 2017**

(54) **DISPLAY SCREEN OR PORTION THEREOF WITH AN ANIMATED GRAPHICAL USER INTERFACE FOR TEMPERATURE MONITORING**

Primary Examiner — Philip S Hyder
Assistant Examiner — Cary M Robinson
(74) *Attorney, Agent, or Firm* — Zilka-Kotab, PC

(71) Applicant: **Intellex Corporation**, San Jose, CA (US)

(57) **CLAIM**

(72) Inventors: **Peter Mehring**, Los Altos, CA (US);
Thomas Reese, Ellicott City, MD (US)

The ornamental design for a display screen or portion thereof with an animated graphical user interface for temperature monitoring, as shown and described.

(73) Assignee: **Intellex Corporation**, San Jose, CA (US)

(**) Term: **15 Years**

DESCRIPTION

(21) Appl. No.: **29/530,144**

(22) Filed: **Jun. 12, 2015**

(51) **LOC (10) Cl.** **14-04**

(52) **U.S. Cl.**

USPC **D14/487; D14/491**

(58) **Field of Classification Search**

USPC D14/485-495

CPC G06F 3/0481; G06F 3/04845; G06F

3/04817; G06F 17/212; G06T 13/80;

G06T 15/02; H04N 1/00424

See application file for complete search history.

FIG. 1 is a front view of the first image in a transitional sequence of a display screen or portion thereof with animated graphical user interface for temperature monitoring, shown in an exemplary environment of use.

FIG. 2 is a front view of the second image in a transitional sequence of a portion of the display screen with animated graphical user interface for temperature monitoring;

FIG. 3 is a front view of the third image thereof;

FIG. 4 is a front view of the fourth image thereof; and,

FIG. 5 is a front view of the fourth image thereof.

The claim is confined to the portion bounded by the rectangular broken lines in the upper-left portion in FIG. 1. The remainder of the broken lines in FIG. 1 illustrate portions of the temperature monitoring display screen. The outer broken line in FIGS. 2-5 illustrate a display screen or portion thereof and the remainder of the broken lines illustrate portions of the animated graphical user interface. None of the broken lines form part of the claimed design.

The appearance of the transitional image sequentially transitions between the images shown in FIGS. 1-5. No ornamental design for aspects are associated with the process or period in which one image transitions to another image.

(56) **References Cited**

U.S. PATENT DOCUMENTS

6,002,403 A * 12/1999 Sugiyama G06F 3/04815
715/717

D703,689 S * 4/2014 Kim D14/486

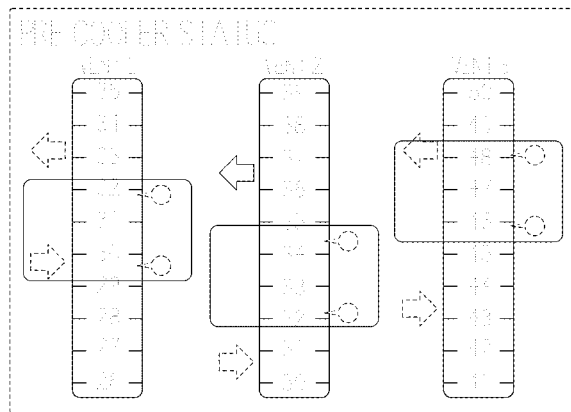
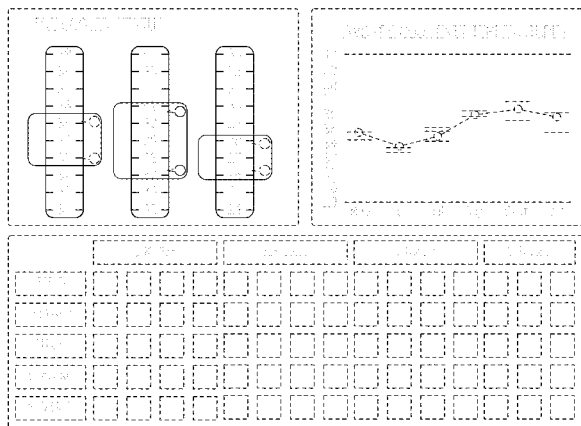
D730,380 S * 5/2015 Zhong D14/487

D730,381 S * 5/2015 Zhong D14/487

D741,879 S * 10/2015 Chapman D14/486

(Continued)

1 Claim, 5 Drawing Sheets



(56)

References Cited

U.S. PATENT DOCUMENTS

D752,089	S *	3/2016	Cru	D14/488
D759,704	S *	6/2016	Kettner	D14/488
D762,722	S *	8/2016	Kim	D14/491
D765,124	S *	8/2016	Minks-Brown	D14/487
D766,268	S *	9/2016	Katz	G06Q 30/0214
					D14/485
D767,597	S *	9/2016	Shin	D14/485
9,442,622	B2 *	9/2016	Oliver	G06F 9/4443
2002/0109710	A1 *	8/2002	Holtz	G06F 3/1431
					715/723
2003/0091329	A1 *	5/2003	Nakata	G11B 27/034
					386/281
2010/0235746	A1 *	9/2010	Anzures	G06F 3/04855
					715/723
2016/0202948	A1 *	7/2016	Chen	G06F 9/4443
					715/746

* cited by examiner

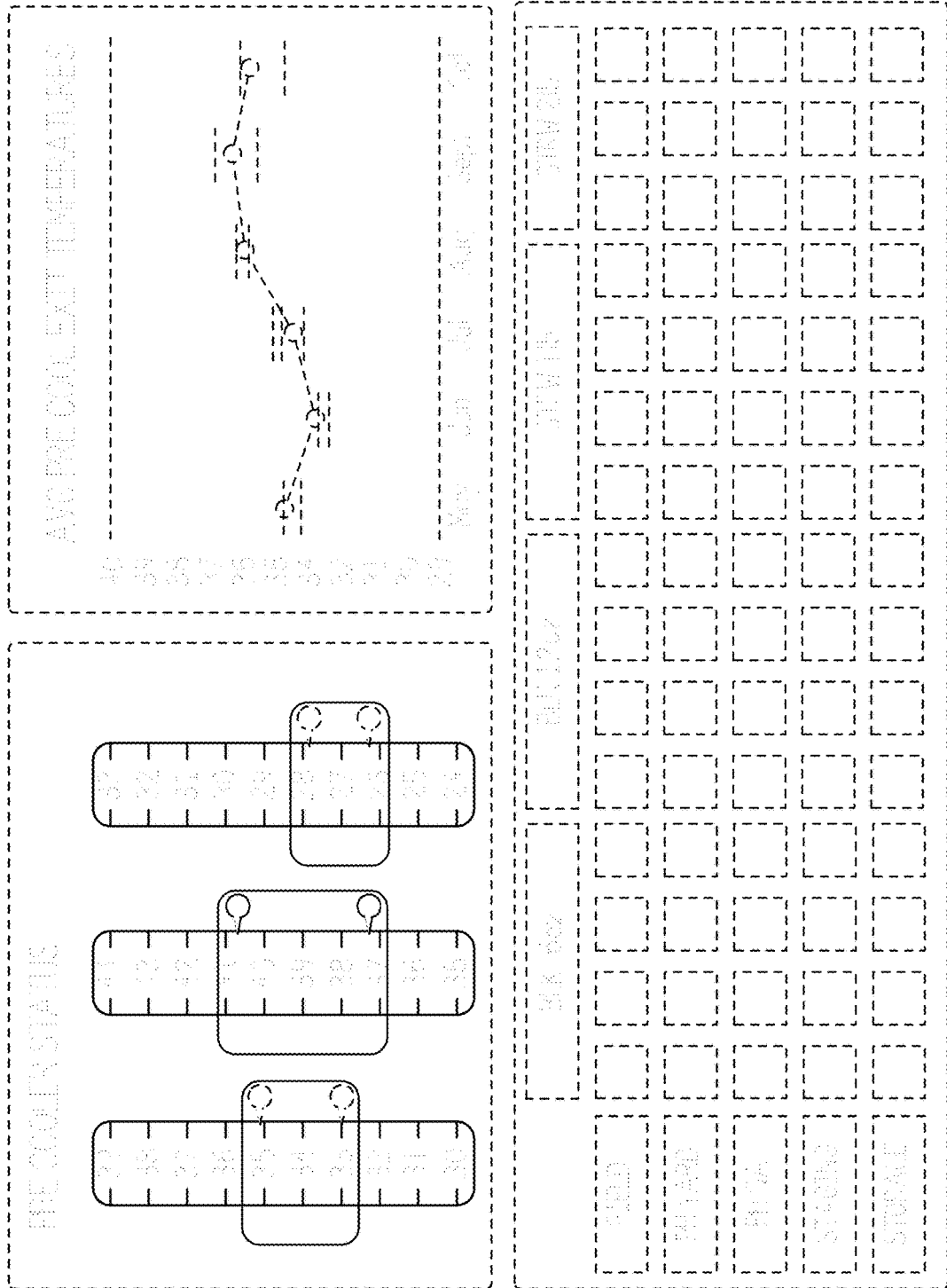


FIG. 1

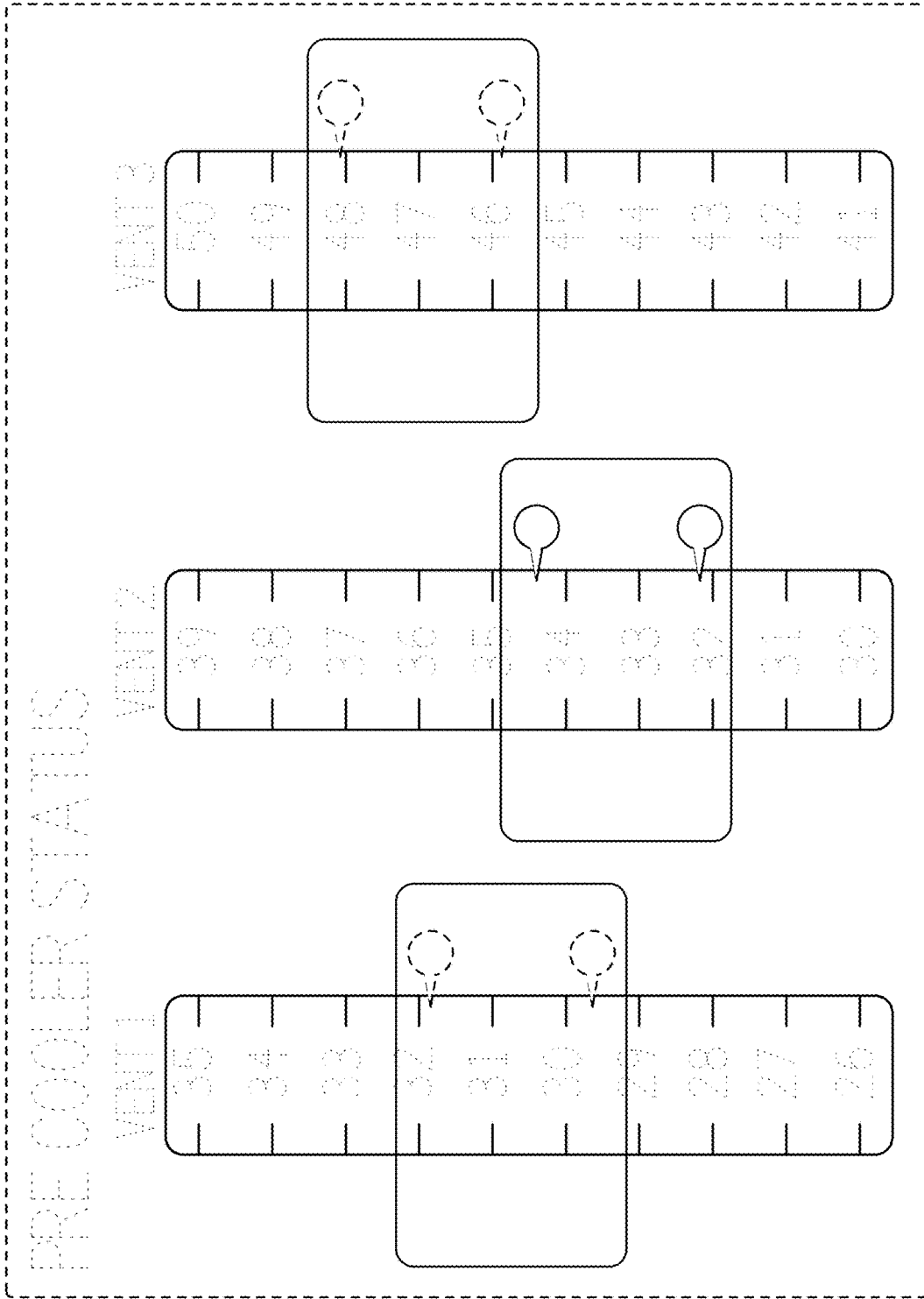


FIG. 2

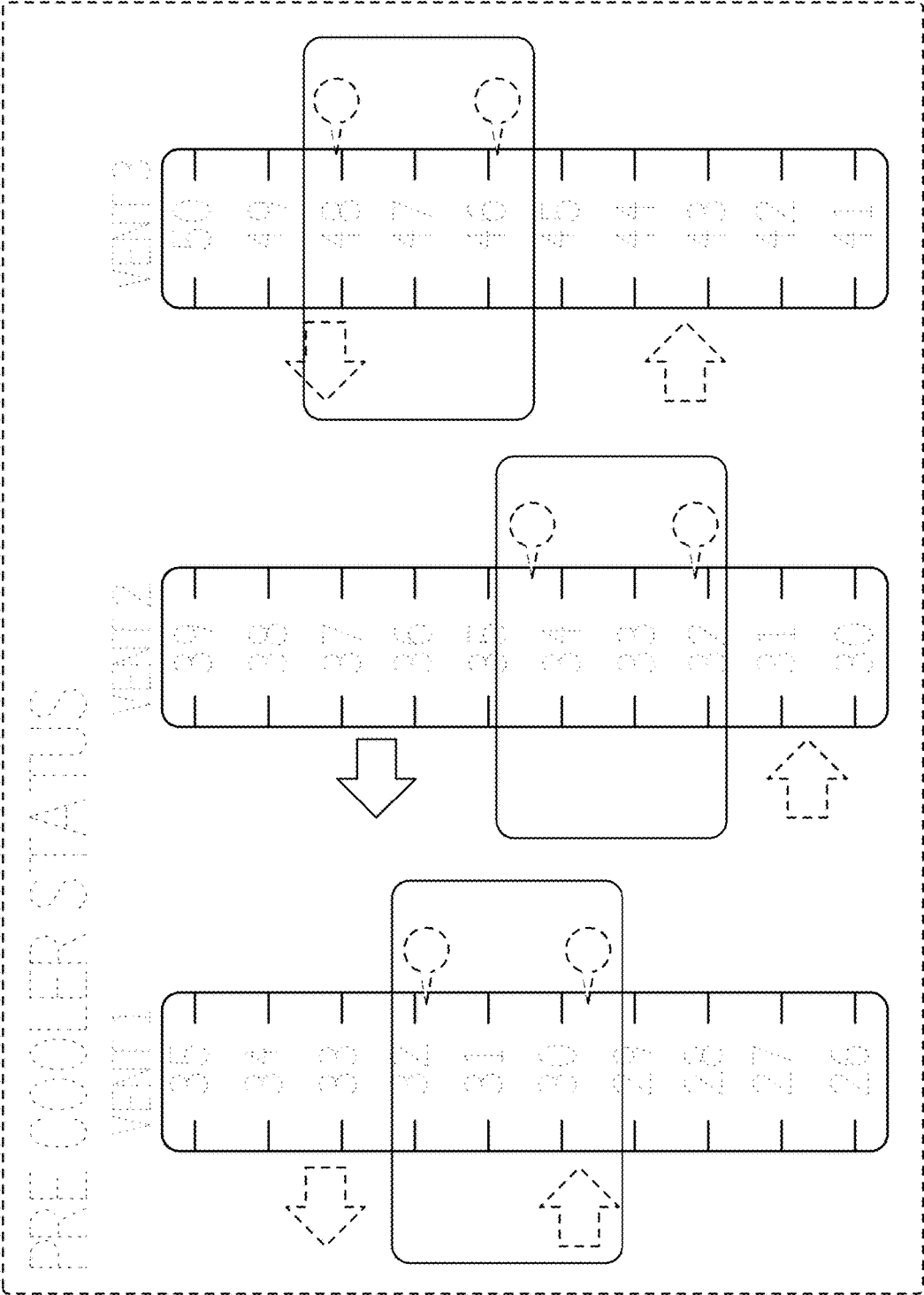


FIG. 3

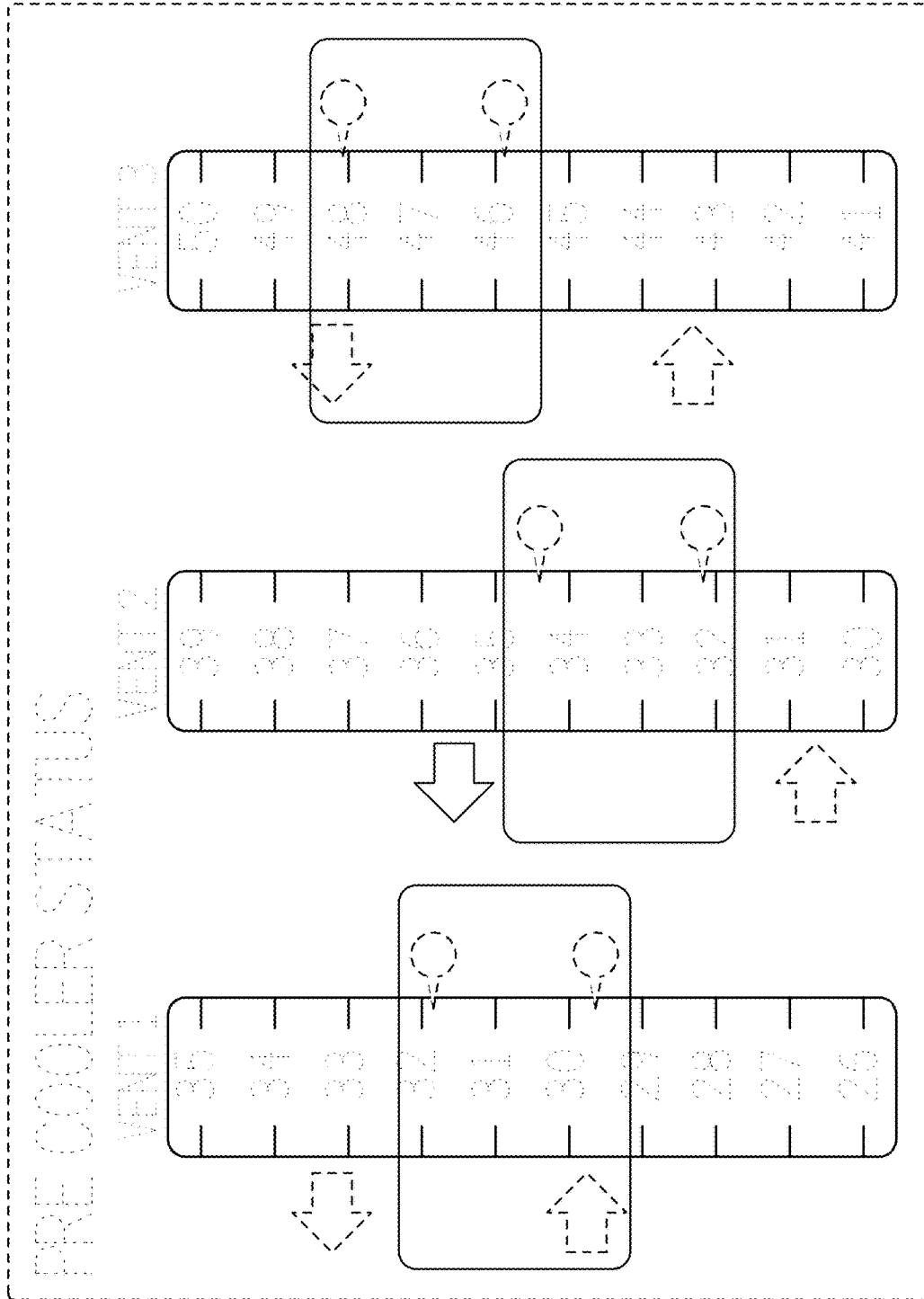


FIG. 4

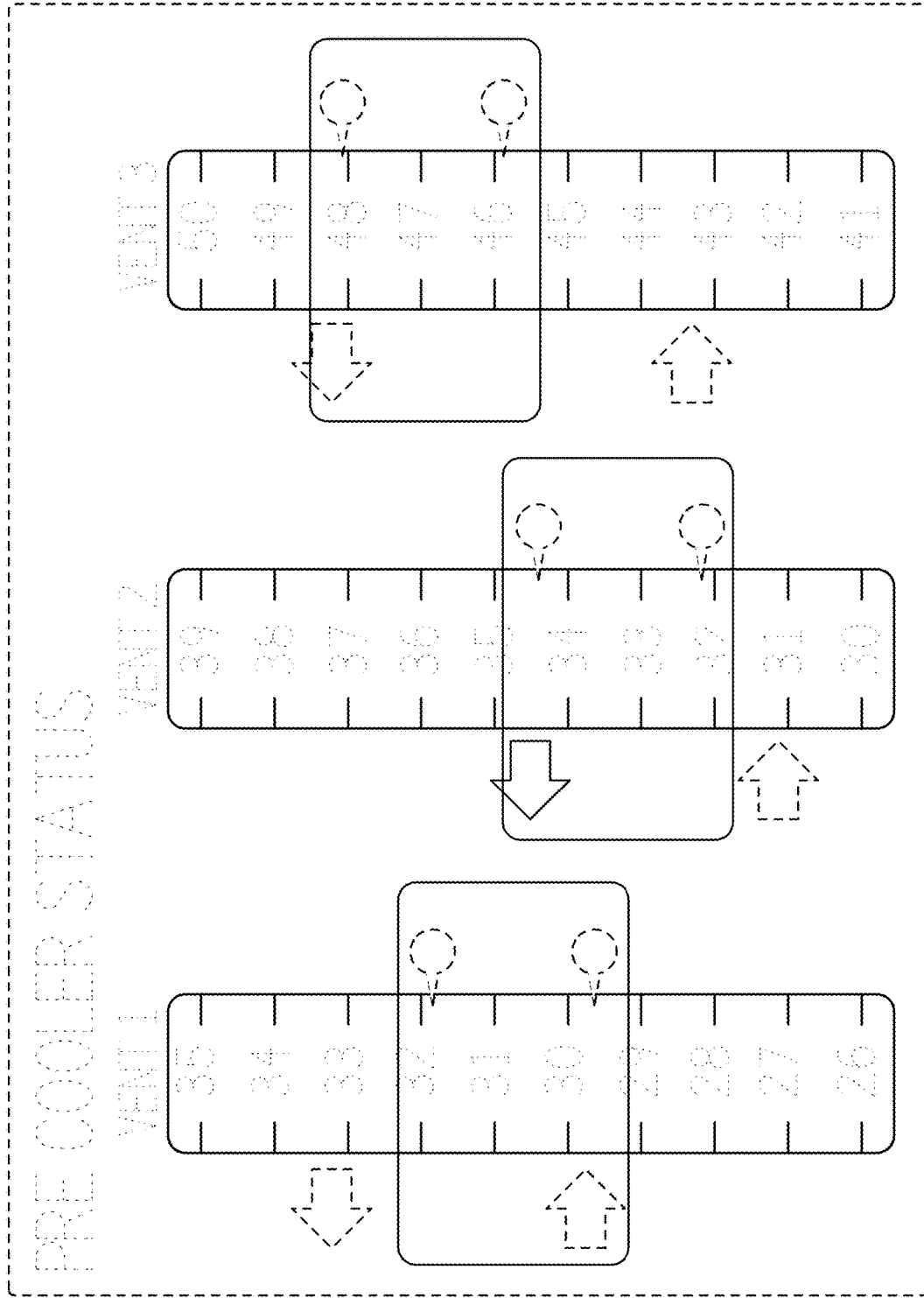


FIG. 5