



US00D972948S

(12) **United States Design Patent** (10) **Patent No.:** **US D972,948 S**  
**Mostov et al.** (45) **Date of Patent:** **\*\* Dec. 20, 2022**

(54) **GLOBAL POSITIONING DEVICE FOR TRACKING CARGO**

(71) Applicant: **Obshchestvo s ogranichennoy otvetstvennost'yu "KIRSEN"**, Saint Petersburg (RU)

(72) Inventors: **Kirill Mostov**, Saint Petersburg (RU); **Valeriy Alexeev**, Moscow (RU)

(73) Assignee: **Kirsen Integrated Solutions and Systems LLC**, Sparks, NV (US)

(\*\*) Term: **15 Years**

(21) Appl. No.: **35/511,948**

(22) Filed: **Apr. 15, 2020**

(80) **Hague Agreement Data**

Int. Filing Date: **Apr. 15, 2020**

Int. Reg. No.: **DM/214459**

Int. Reg. Date: **Apr. 15, 2020**

Int. Reg. Pub. Date: **Jun. 4, 2021**

(51) **LOC (13) Cl.** ..... **10-04**

(52) **U.S. Cl.**  
USPC ..... **D10/70**

(58) **Field of Classification Search**  
USPC ..... **D10/65, 70**  
See application file for complete search history.

(56) **References Cited**

**U.S. PATENT DOCUMENTS**

D584,646 S \* 1/2009 Sanguinetti ..... D10/65  
D611,361 S \* 3/2010 Knight ..... D10/70  
D616,773 S 6/2010 Hou

D675,946 S *	2/2013	Chan	.....	D10/70
D688,576 S *	8/2013	Tsai	.....	D10/70
D693,248 S *	11/2013	Anderssen	.....	D10/70
D693,249 S *	11/2013	Anderssen	.....	D10/70
D693,709 S *	11/2013	Lee	.....	D10/70
D700,081 S *	2/2014	Balschweit	.....	D10/70
D719,857 S *	12/2014	Groener	.....	D10/70
D720,245 S *	12/2014	Neigher	.....	D10/70
D724,970 S *	3/2015	Hasegawa	.....	D10/70
D750,510 S *	3/2016	Lenz	.....	D10/70
D788,610 S *	6/2017	Venth	.....	D10/70
D797,584 S *	9/2017	Venth	.....	D10/70
D815,625 S *	4/2018	Wartmann	.....	D14/240
D823,703 S *	7/2018	Pan	.....	D10/65
D833,896 S *	11/2018	Fischer	.....	D10/65
D844,467 S *	4/2019	Maguire	.....	D10/65
D947,046 S *	3/2022	Lenz	.....	D10/65

\* cited by examiner

*Primary Examiner* — George D. Kirschbaum  
(74) *Attorney, Agent, or Firm* — Patentagar PLLC;  
Alexander Rabinovich

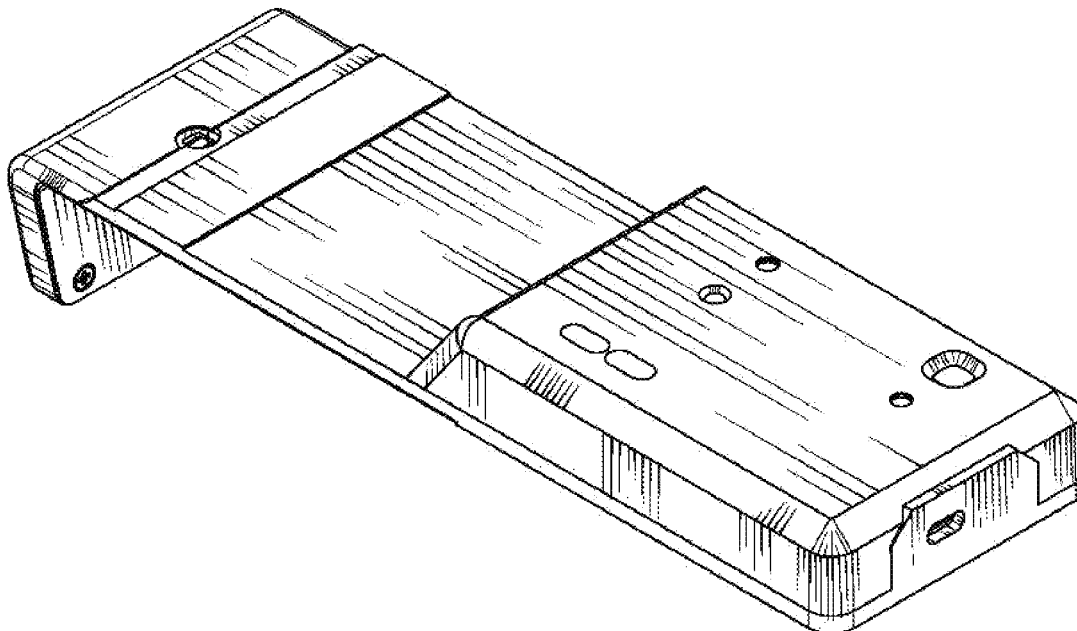
(57) **CLAIM**

The ornamental design for a global positioning device for tracking cargo, as shown and described in the Embodiment on Figures 4.1-4.7.

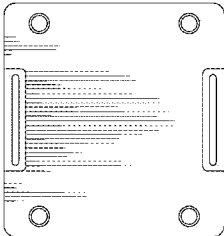
**DESCRIPTION**

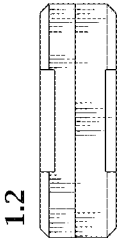
- 4. Global positioning device for tracking cargo
- 4.1 : Top
- 4.2 : Left
- 4.3 : Front
- 4.4 : Right
- 4.5 : Back
- 4.6 : Bottom
- 4.7 : Perspective

**1 Claim, 28 Drawing Sheets**

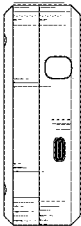


1.1



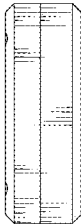


1.3

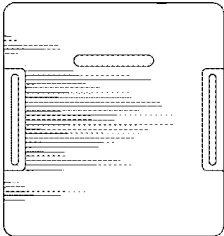


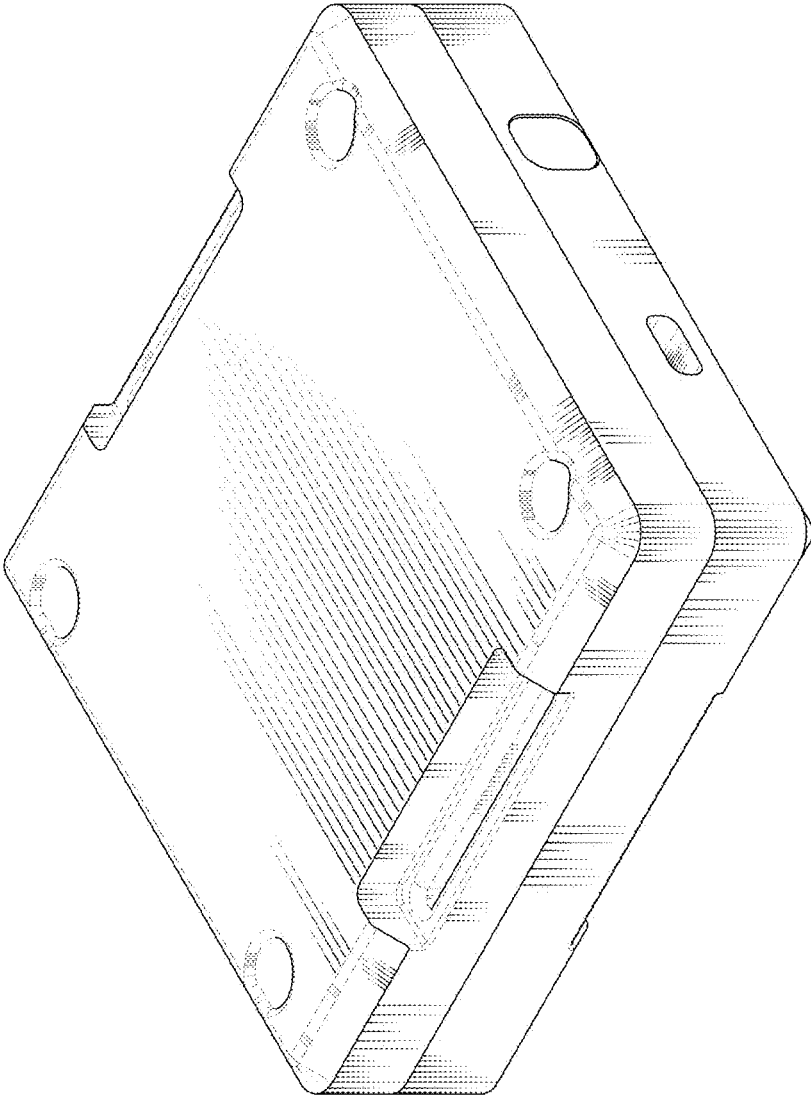


1.5



1.6





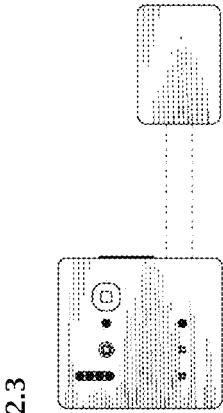
1.7



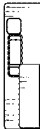


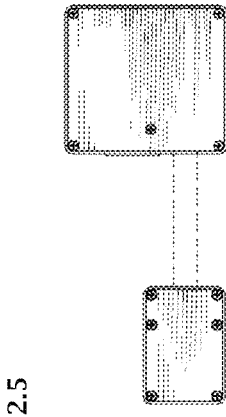
**2.2**



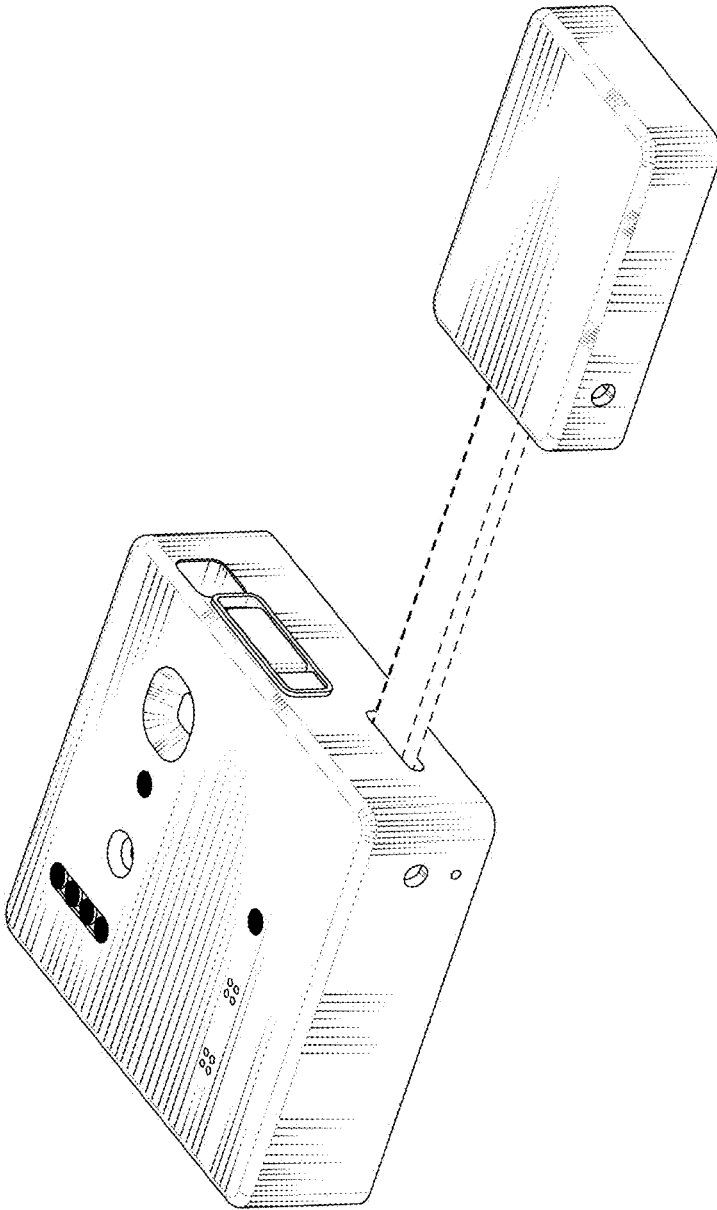


2.4











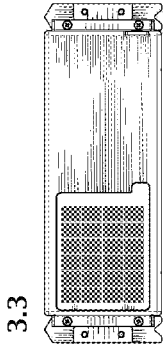
2.7





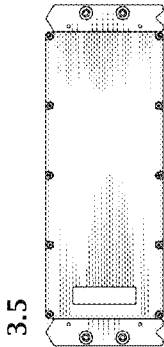
3.2

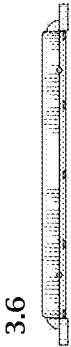


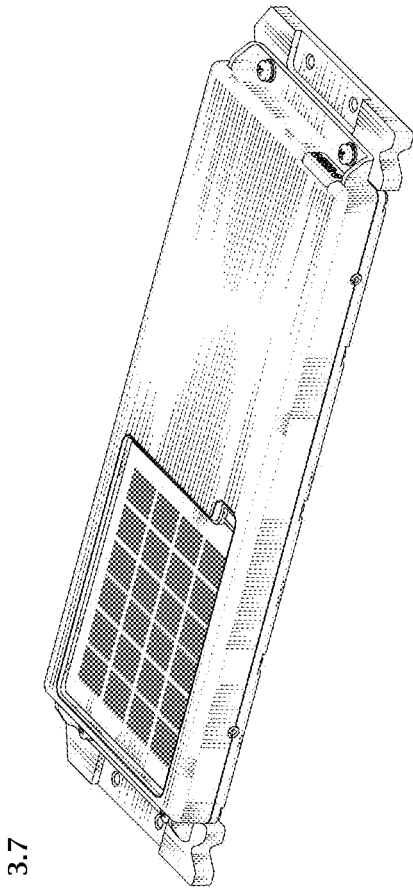


3.4

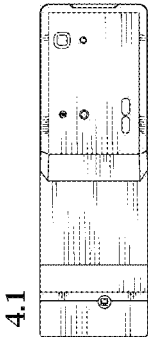


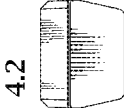




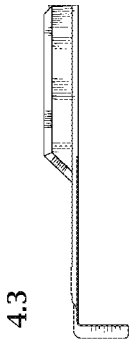


3.7



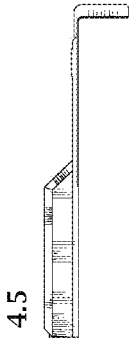






4.4





4.6



