

(12) PATENT
(19) AUSTRALIAN PATENT OFFICE

(11) Application No. AU 200078495 B2
(10) Patent No. 782695

(54) Title
Polymerization process for improved reactor performance of metallocenes

(51)⁷ International Patent Classification(s)
C08F 010/00 C08F 002/34
C08F 002/00

(21) Application No: **200078495** (22) Application Date: **2000.10.03**

(87) WIPO No: **WO01/44323**

(30) Priority Data

(31) Number	(32) Date	(33) Country
60/170985	1999.12.15	US
09/663608	2000.09.18	US

(43) Publication Date : **2001.06.25**

(43) Publication Journal Date : **2001.09.06**

(44) Accepted Journal Date : **2005.08.18**

(71) Applicant(s)
Univation Technologies LLC

(72) Inventor(s)
Agapios Kyriacos Agapiou; Chi-I Kuo

(74) Agent/Attorney
**WATERMARK PATENT and TRADEMARK ATTORNEYS, Locked Bag 5, HAWTHORN
VIC 3122**

(56) Related Art
US 3082198
EP 0453116
EP 0803514

AU 200078495

(12) INTERNATIONAL APPLICATION PUBLISHED UNDER THE PATENT COOPERATION TREATY (PCT)

(19) World Intellectual Property Organization
International Bureau



(43) International Publication Date
21 June 2001 (21.06.2001)

PCT

(10) International Publication Number
WO 01/44323 A1

- (51) International Patent Classification⁷: C08F 10/00, 2/00, 2/34
- (21) International Application Number: PCT/US00/27236
- (22) International Filing Date: 3 October 2000 (03.10.2000)
- (25) Filing Language: English
- (26) Publication Language: English
- (30) Priority Data:
60/170,985 15 December 1999 (15.12.1999) US
09/663,608 18 September 2000 (18.09.2000) US
- (71) Applicant: UNIVATION TECHNOLOGIES LLC [US/US]; Suite 1950, 5555 San Felipe, Houston, TX 77056 (US).
- (72) Inventors: AGAPIOU, Agapios, Kyriacos; 19911 17th Green Court, Humble, TX 77346 (US). KUO, Chi-I; 19410 Cluster Oaks Drive, Humble, TX 77346 (US).
- (74) Agents: SHER, Jaimes et al.; Univation Technologies, Suite 1950, 5555 San Felipe, Houston, TX 77056 (US).
- (81) Designated States (*national*): AU, BR, CA, JP.
- (84) Designated States (*regional*): European patent (AT, BE, CH, CY, DE, DK, ES, FI, FR, GB, GR, IE, IT, LU, MC, NL, PT, SE).
- Published:
— With international search report.
- For two-letter codes and other abbreviations, refer to the "Guidance Notes on Codes and Abbreviations" appearing at the beginning of each regular issue of the PCT Gazette.



WO 01/44323 A1

(54) Title: ~~POLYMERIZATION PROCESS~~

POLYMERIZATION PROCESS FOR IMPROVED REACTOR PERFORMANCE OF METALLOCENES

(57) Abstract: The present invention relates to a process for polymerizing olefin(s) in the presence of polymerization catalyst a Group 13 containing compound and a carboxylic acid. The invention also relates to a process for transitioning from one polymerization catalyst to another.

POLYMERIZATION PROCESS FOR IMPROVED REACTOR PERFORMANCE
OF METALLOCENES

FIELD OF THE INVENTION

The present invention relates to a process for polymerizing olefin(s) using
5 a polymerization catalyst in a reactor in the presence of a carboxylic acid and
Group 13 metal containing compound.

BACKGROUND OF THE INVENTION

Advances in polymerization and catalysis have resulted in the capability to
produce many new polymers having improved physical and chemical properties
10 useful in a wide variety of superior products and applications. With the
development of new catalysts the choice of polymerization-type (solution, slurry,
high pressure or gas phase) for producing a particular polymer has been greatly
expanded. Also, advances in polymerization technology have provided more
efficient, highly productive and economically enhanced processes. Especially
15 illustrative of these advances is the development of technology utilizing bulky
ligand metallocene-type catalyst systems. In particular, in a slurry or gas phase
process where typically a supported catalyst system is used, there are a variety of
different methods described in the art for supporting bulky ligand metallocene-
type catalyst systems. Regardless of these technological advances in the
polyolefin industry, common problems, as well as new challenges associated with
20 process operability still exist. For example, the tendency for a gas phase or slurry
phase process to foul and/or sheet remains a challenge.

Evidence of, and solutions to, various process operability problems have
been addressed by many in the art. For example, U.S. Patent Nos. 4,792,592,
25 4,803,251, 4,855,370 and 5,391,657 all discuss techniques for reducing static
generation in a polymerization process by introducing to the process for example,
water, alcohol's, ketones, and/or inorganic chemical additives; PCT publication
WO 97/14721 published April 24, 1997 discusses the suppression of fines that
can cause sheeting by adding an inert hydrocarbon to the reactor; U.S. Patent
30 No. 5,627,243 discusses a new type of distributor plate for use in fluidized bed
gas phase reactors; PCT publication WO 96/08520 discusses avoiding the
introduction

of a scavenger into the reactor; U.S. Patent No. 5,461,123 discusses using sound waves to reduce sheeting; U.S. Patent No. 5,066,736 and EP-A1 0 549 252 discuss the introduction of an activity retarder to the reactor to reduce agglomerates; U.S. Patent No. 5,610,244 relates to feeding make-up monomer
5 directly into the reactor above the bed to avoid fouling and improve polymer quality; U.S. Patent No. 5,126,414 discusses including an oligomer removal system for reducing distributor plate fouling and providing for polymers free of gels; EP-A1 0 453 116 published October 23, 1991 discusses the introduction of antistatic agents to the reactor for reducing the amount of sheets and
10 agglomerates; U.S. Patent No. 4,012,574 discusses adding a surface-active compound, a perfluorocarbon group, to the reactor to reduce fouling; U.S. Patent 5,026,795 discusses the addition of an antistatic agent with a liquid carrier to the polymerization zone in the reactor; U.S. Patent No. 5,410,002 discusses using a conventional Ziegler-Natta titanium/magnesium supported catalyst system where
15 a selection of antistatic agents are added directly to the reactor to reduce fouling; U.S. Patent Nos. 5,034,480 and 5,034,481 discuss a reaction product of a conventional Ziegler-Natta titanium catalyst with an antistat to produce ultrahigh molecular weight ethylene polymers; U.S. Patent No. 3,082,198 discusses introducing an amount of a carboxylic acid dependent on the quantity of water in a
20 process for polymerizing ethylene using a titanium/aluminum organometallic catalysts in a hydrocarbon liquid medium; and U.S. Patent No. 3,919,185 describes a slurry process using a nonpolar hydrocarbon diluent using a conventional Ziegler-Natta-type or Phillips-type catalyst and a polyvalent metal salt of an organic acid having a molecular weight of at least 300.

25 There are various other known methods for improving operability including coating the polymerization equipment, for example, treating the walls of a reactor using chromium compounds as described in U.S. Patent Nos. 4,532,311 and 4,876,320; injecting various agents into the process, for example PCT Publication WO 97/46599 published December 11, 1997 discusses feeding into a
30 lean zone in a polymerization reactor an unsupported, soluble metallocene-type catalyst system and injecting antifoulants or antistatic agents into the reactor; controlling the polymerization rate, particularly on start-up; and reconfiguring the reactor design.

Others in the art to improve process operability have discussed modifying
35 the catalyst system by preparing the catalyst system in different ways. For

example, methods in the art include combining the catalyst system components in a particular order; manipulating the ratio of the various catalyst system components; varying the contact time and/or temperature when combining the components of a catalyst system; or simply adding various compounds to the catalyst system. These techniques or combinations thereof are discussed in the literature. Especially illustrative in the art is the preparation procedures and methods for producing bulky ligand metallocene-type catalyst systems, more particularly supported bulky ligand metallocene-type catalyst systems with reduced tendencies for fouling and better operability. Examples of these include: WO 96/11961 published April 26, 1996 discusses as a component of a supported catalyst system an antistatic agent for reducing fouling and sheeting in a gas, slurry or liquid pool polymerization process; U.S. Patent No. 5,283,278 is directed towards the prepolymerization of a metallocene catalyst or a conventional Ziegler-Natta catalyst in the presence of an antistatic agent; U.S. Patent No. 5,332,706 and 5,473,028 have resorted to a particular technique for forming a catalyst by incipient impregnation; U.S. Patent Nos. 5,427,991 and 5,643,847 describe the chemical bonding of non-coordinating anionic activators to supports; U.S. Patent No. 5,492,975 discusses polymer bound metallocene-type catalyst systems; U.S. Patent No. 5,661,095 discusses supporting a metallocene-type catalyst on a copolymer of an olefin and an unsaturated silane; PCT publication WO 97/06186 published February 20, 1997 teaches removing inorganic and organic impurities after formation of the metallocene-type catalyst itself; PCT publication WO 97/15602 published May 1, 1997 discusses readily supportable metal complexes; PCT publication WO 97/27224 published July 31, 1997 relates to forming a supported transition metal compound in the presence of an unsaturated organic compound having at least one terminal double bond; and EP-A2-811 638 discusses using a metallocene catalyst and an activating cocatalyst in a polymerization process in the presence of a nitrogen containing antistatic agent.

While all these possible solutions might reduce the level of fouling or sheeting somewhat, some are expensive to employ and/or may not reduce fouling and sheeting to a level sufficient to successfully operate a continuous process, particularly a commercial or large-scale process.

Thus, it would be advantageous to have an improved polymerization process that results in enhanced reactor operability.

35

SUMMARY OF THE INVENTION

This invention provides for a process for polymerizing olefin(s) in a polymerization reactor in the presence of a metallocene catalyst compound comprising a Group 4 metal, an inorganic oxide support, a carboxylic acid and a Group 13 metal containing compound wherein the catalyst compound is supported on the inorganic oxide to form a supported metallocene catalyst system, and wherein the supported metallocene catalyst system is added to the reactor separately from the Group 13 metal containing compound and carboxylic acid; and wherein the mole ratio of carboxylic acid to Group 13 metal containing compound is from 0.5 to less than 2.0. In a preferred embodiment, the polymerization catalyst is a supported bulky ligand metallocene-type catalyst and the Group 13 metal containing compound is an organoaluminum compound. Carboxylic acid is introduced to the reactor in an amount sufficient to substantially maintain catalyst productivity.

The invention is also directed to a process for polymerizing olefin(s) in a reactor in the presence of a catalyst system, the catalyst system comprising a metallocene catalyst compound comprising a Group 4 metal, a support, and an activator, the process including the steps of:

a) introducing a Group 13 metal containing compound to the reactor; and followed by

b) introducing a carboxylic acid and catalyst system to the reactor, the carboxylic acid added separately from the catalyst system; and wherein the mole ratio of carboxylic acid to Group 13 metal containing compound is from 0.5 to less than 2.0.

The invention is also directed to a process for transitioning from a polymerization reaction catalyzed by a conventional-type transition metal catalyst system to one catalyzed by a bulky ligand metallocene-type catalyst system, the process including the steps of: (a) discontinuing the introduction of the conventional-type transition metal catalyst system into a reactor; (b) introducing a carboxylic acid to the reactor; and (c) introducing a bulky ligand metallocene-type catalyst system to the reactor.



In another embodiment the invention is directed to a process for polymerizing in a reactor one or more olefin(s) in the presence of a catalyst

system, preferably a supported catalyst system, a Group 13 containing metal compound which may or may not be a component of the catalyst system and a carboxylate metal salt. The preferred polymerization processes of the invention are a gas phase or a slurry phase process, more preferably a gas phase process or slurry phase process, most preferably a fluidized bed continuous gas phase process.

DETAILED DESCRIPTION OF THE INVENTION

Introduction

The invention is directed toward a process for polymerizing olefin(s) in a reactor in the presence of a catalyst system and a carboxylic acid. It was surprisingly discovered that introducing a carboxylic acid to a polymerization process in which a Group 13 metal containing compound is present either with the catalyst system or separately introduced to the reactor results in a process having improved operability. While not wishing to be bound to any one particular theory it is believed that the carboxylic acid and the Group 13 containing metal compound, which could be components of the catalyst system, react to form a



carboxylate metal salt or some other compound in situ the polymerization process that is benign to the process. For example, in U.S. Patent Application Serial No.:09/397,409, filed September 16, 1999 and U.S. Patent Application Serial No.:09/397,410, filed September 16, 1999, it was discovered that using a
5 carboxylate metal salt in conjunction with a bulky ligand metallocene-type catalyst system or a transitional Ziegler-Natta catalyst system, preferably a supported bulky ligand metallocene-type catalyst system, substantially improves process operability.

Conventional-Type Transition Metal Catalysts

10 Conventional-type transition metal catalysts are those traditional Ziegler-Natta catalysts and Phillips-type chromium catalyst well known in the art. Examples of conventional-type transition metal catalysts are discussed in U.S. Patent Nos. 4,115,639, 4,077,904, 4,482,687, 4,564,605, 4,721,763, 4,879,359 and 4,960,741 all of which are herein fully incorporated by reference. The
15 conventional-type transition metal catalyst compounds that may be used in the present invention include transition metal compounds from Groups III to VIII, preferably IVB to VIB of the Periodic Table of Elements.

These conventional-type transition metal catalysts may be represented by the formula: MR_x , where M is a metal from Groups IIIB to VIII, preferably Group
20 IVB, more preferably titanium; R is a halogen or a hydrocarbyloxy group; and x is the valence of the metal M. Non-limiting examples of R include alkoxy, phenoxy, bromide, chloride and fluoride. Non-limiting examples of conventional-type transition metal catalysts where M is titanium include $TiCl_4$, $TiBr_4$, $Ti(OC_2H_5)_3Cl$, $Ti(OC_2H_5)Cl_3$, $Ti(OC_4H_9)_3Cl$, $Ti(OC_3H_7)_2Cl_2$, $Ti(OC_2H_5)_2Br_2$, $TiCl_3 \cdot 1/3AlCl_3$ and
25 $Ti(OC_{12}H_{25})Cl_3$.

Conventional-type transition metal catalyst compounds based on magnesium/titanium electron-donor complexes that are useful in the invention are described in, for example, U.S. Patent Nos. 4,302,565 and 4,302,566, which are herein fully incorporate by reference. The $MgTiCl_6$ (ethyl acetate)₄ derivative is
30 particularly preferred. British Patent Application 2,105,355, herein incorporated by reference, describes various conventional-type vanadium catalyst compounds. Non-limiting examples of conventional-type vanadium catalyst compounds include vanadyl trihalide, alkoxy halides and alkoxides such as $VOCl_3$, $VOCl_2(OBu)$ where Bu is butyl and $VO(OC_2H_5)_3$; vanadium tetra-halide and
35 vanadium alkoxy halides such as VCl_4 and $VCl_3(OBu)$; vanadium and vanadyl

acetyl acetonates and chloroacetyl acetonates such as $V(\text{AcAc})_3$ and $\text{VOCl}_2(\text{AcAc})$ where (AcAc) is an acetyl acetonate. The preferred conventional-type vanadium catalyst compounds are VOCl_3 , VCl_4 and $\text{VOCl}_2\text{-OR}$ where R is a hydrocarbon radical, preferably a C_1 to C_{10} aliphatic or aromatic hydrocarbon radical such as ethyl, phenyl, isopropyl, butyl, propyl, n-butyl, iso-butyl, tertiary-butyl, hexyl, cyclohexyl, naphthyl, etc., and vanadium acetyl acetonates.

Conventional-type chromium catalyst compounds, often referred to as Phillips-type catalysts, suitable for use in the present invention include CrO_3 , chromocene, silyl chromate, chromyl chloride (CrO_2Cl_2), chromium-2-ethyl-hexanoate, chromium acetylacetonate ($\text{Cr}(\text{AcAc})_3$), and the like. Non-limiting examples are disclosed in U.S. Patent Nos. 2,285,721, 3,242,099 and 3,231,550, which are herein fully incorporated by reference.

Still other conventional-type transition metal catalyst compounds and catalyst systems suitable for use in the present invention are disclosed in U.S. Patent Nos. 4,124,532, 4,302,565, 4,302,566 and 5,763,723 and published EP-A2 0 416 815 A2 and EP-A1 0 420 436, which are all herein incorporated by reference. The conventional-type transition metal catalysts of the invention may also have the general formula $\text{M}'_t\text{M}''\text{X}_u\text{Y}_v\text{E}$, where M' is Mg, Mn and/or Ca; t is a number from 0.5 to 2; M'' is a transition metal Ti, V and/or Zr; X is a halogen, preferably Cl, Br or I; Y may be the same or different and is halogen, alone or in combination with oxygen, $-\text{NR}_2$, $-\text{OR}$, $-\text{SR}$, $-\text{COOR}$, or $-\text{OSOOR}$, where R is a hydrocarbyl radical, in particular an alkyl, aryl, cycloalkyl or arylalkyl radical, acetylacetonate anion in an amount that satisfies the valence state of M' ; u is a number from 0.5 to 20; E is an electron donor compound selected from the following classes of compounds: (a) esters of organic carboxylic acids; (b) alcohols; (c) ethers; (d) amines; (e) esters of carbonic acid; (f) nitriles; (g) phosphoramides, (h) esters of phosphoric and phosphorus acid, and (j) phosphorus oxy-chloride. Other catalysts may include cationic catalysts such as AlCl_3 , and other cobalt and iron catalysts well known in the art.

Typically, these conventional-type transition metal catalyst compounds excluding some convention-type chromium catalyst compounds are activated with one or more of the conventional-type cocatalysts described below.

Conventional-Type Cocatalysts

Conventional-type cocatalyst compounds for the above conventional-type transition metal catalyst compounds may be represented by the formula

$M^3M^4_vX^2_cR^3_{b-c}$, wherein M^3 is a metal from Group IA, IIA, IIB and IIIA of the Periodic Table of Elements; M^4 is a metal of Group IA of the Periodic Table of Elements; v is a number from 0 to 1; each X^2 is any halogen; c is a number from 0 to 3; each R^3 is a monovalent hydrocarbon radical or hydrogen; b is a number from 1 to 4; and wherein b minus c is at least 1. Other conventional-type organometallic cocatalyst compounds for the above conventional-type transition metal catalysts have the formula $M^3R^3_k$, where M^3 is a Group IA, IIA, IIB or IIIA metal, such as lithium, sodium, beryllium, barium, boron, aluminum, zinc, cadmium, and gallium; k equals 1, 2 or 3 depending upon the valency of M^3 which valency in turn normally depends upon the particular Group to which M^3 belongs; and each R^3 may be any monovalent hydrocarbon radical.

Non-limiting examples of conventional-type organometallic cocatalyst compounds of Group IA, IIA and IIIA useful with the conventional-type catalyst compounds described above include methyllithium, butyllithium, dihexylmercury, butylmagnesium, diethylcadmium, benzylpotassium, diethylzinc, tri-n-butylaluminum, diisobutyl ethylboron, diethylcadmium, di-n-butylzinc and tri-n-amyloboron, and, in particular, the aluminum alkyls, such as tri-hexyl-aluminum, triethylaluminum, trimethylaluminum, and tri-isobutylaluminum. Other conventional-type cocatalyst compounds include mono-organohalides and hydrides of Group IIA metals, and mono- or di-organohalides and hydrides of Group IIIA metals. Non-limiting examples of such conventional-type cocatalyst compounds include di-isobutylaluminum bromide, isobutylboron dichloride, methyl magnesium chloride, ethylberyllium chloride, ethylcalcium bromide, di-isobutylaluminum hydride, methylcadmium hydride, diethylboron hydride, hexylberyllium hydride, dipropylboron hydride, octylmagnesium hydride, butylzinc hydride, dichloroboron hydride, di-bromo-aluminum hydride and bromocadmium hydride. Conventional-type organometallic cocatalyst compounds are known to those in the art and a more complete discussion of these compounds may be found in U.S. Patent Nos. 3,221,002 and 5,093,415, which are herein fully incorporated by reference.

For purposes of this patent specification and appended claims conventional-type transition metal catalyst compounds exclude those bulky ligand metallocene-type catalyst compounds discussed below.

Bulky Ligand Metallocene-Type Catalyst Compounds

Generally, bulky ligand metallocene-type catalyst compounds include half and full sandwich compounds having one or more bulky ligands bonded to at least one metal atom. Typical bulky ligand metallocene-type compounds are generally described as containing one or more bulky ligand(s) and one or more leaving group(s) bonded to at least one metal atom. In one preferred embodiment, at least one bulky ligand is η -bonded to the metal atom, most preferably η^5 -bonded to the metal atom.

The bulky ligands are generally represented by one or more open, acyclic, or fused ring(s) or ring system(s) or a combination thereof. These bulky ligands, preferably the ring(s) or ring system(s) are typically composed of atoms selected from Groups 13 to 16 atoms of the Periodic Table of Elements, preferably the atoms are selected from the group consisting of carbon, nitrogen, oxygen, silicon, sulfur, phosphorous, germanium, boron and aluminum or a combination thereof. Most preferably the ring(s) or ring system(s) are composed of carbon atoms such as but not limited to those cyclopentadienyl ligands or cyclopentadienyl-type ligand structures or other similar functioning ligand structure such as a pentadiene, a cyclooctatetraendiyl or an imide ligand. The metal atom is preferably selected from Groups 3 through 15 and the lanthanide or actinide series of the Periodic Table of Elements. Preferably the metal is a transition metal from Groups 4 through 12, more preferably Groups 4, 5 and 6, and most preferably the transition metal is from Group 4.

In one embodiment, the bulky ligand metallocene-type catalyst compounds of the invention are represented by the formula:



where M is a metal atom from the Periodic Table of the Elements and may be a Group 3 to 12 metal or from the lanthanide or actinide series of the Periodic Table of Elements, preferably M is a Group 4, 5 or 6 transition metal, more preferably M is a Group 4 transition metal, even more preferably M is zirconium, hafnium or titanium. The bulky ligands, L^A and L^B , are open, acyclic or fused ring(s) or ring system(s) and are any ancillary ligand system, including unsubstituted or substituted, cyclopentadienyl ligands or cyclopentadienyl-type ligands, heteroatom substituted and/or heteroatom containing cyclopentadienyl-type ligands. Non-limiting examples of bulky ligands include cyclopentadienyl ligands, cyclopentaphenanthreneyl ligands, indenyl ligands, benzindenyl ligands,

fluorenyl ligands, octahydrofluorenyl ligands, cyclooctatetraendiyl ligands, cyclopentacyclododecene ligands, azenyl ligands, azulene ligands, pentalene ligands, phosphoyl ligands, phosphinimine (WO 99/40125), pyrrolyl ligands, pyrozoyl ligands, carbazolyl ligands, borabenzene ligands and the like, including hydrogenated versions thereof, for example tetrahydroindenyl ligands. In one embodiment, L^A and L^B may be any other ligand structure capable of η -bonding to M, preferably η^3 -bonding to M and most preferably η^5 -bonding. In yet another embodiment, the atomic molecular weight (MW) of L^A or L^B exceeds 60 a.m.u., preferably greater than 65 a.m.u.. In another embodiment, L^A and L^B may comprise one or more heteroatoms, for example, nitrogen, silicon, boron, germanium, sulfur and phosphorous, in combination with carbon atoms to form an open, acyclic, or preferably a fused, ring or ring system, for example, a heterocyclopentadienyl ancillary ligand. Other L^A and L^B bulky ligands include but are not limited to bulky amides, phosphides, alkoxides, aryloxides, imides, carbolides, borollides, porphyrins, phthalocyanines, corrins and other polyazomacrocycles. Independently, each L^A and L^B may be the same or different type of bulky ligand that is bonded to M. In one embodiment of formula (I) only one of either L^A or L^B is present.

Independently, each L^A and L^B may be unsubstituted or substituted with a combination of substituent groups R. Non-limiting examples of substituent groups R include one or more from the group selected from hydrogen, or linear, branched alkyl radicals, or alkenyl radicals, alkynyl radicals, cycloalkyl radicals or aryl radicals, acyl radicals, aroyl radicals, alkoxy radicals, aryloxy radicals, alkylthio radicals, dialkylamino radicals, alkoxy carbonyl radicals, aryloxy carbonyl radicals, carbomoyl radicals, alkyl- or dialkyl- carbamoyl radicals, acyloxy radicals, acylamino radicals, aroylamino radicals, straight, branched or cyclic, alkylene radicals, or combination thereof. In a preferred embodiment, substituent groups R have up to 50 non-hydrogen atoms, preferably from 1 to 30 carbon, that can also be substituted with halogens or heteroatoms or the like. Non-limiting examples of alkyl substituents R include methyl, ethyl, propyl, butyl, pentyl, hexyl, cyclopentyl, cyclohexyl, benzyl or phenyl groups and the like, including all their isomers, for example tertiary butyl, isopropyl, and the like. Other hydrocarbyl radicals include fluoromethyl, fluoroethyl, difluoroethyl, iodopropyl, bromohexyl, chlorobenzyl and hydrocarbyl substituted organometalloid radicals including trimethylsilyl, trimethylgermyl,

methyldiethylsilyl and the like; and halocarbyl-substituted organometalloid radicals including tris(trifluoromethyl)-silyl, methyl-bis(difluoromethyl)silyl, bromomethyldimethylgermyl and the like; and disubstituted boron radicals including dimethylboron for example; and disubstituted pnictogen radicals including dimethylamine, dimethylphosphine, diphenylamine, methylphenylphosphine, chalcogen radicals including methoxy, ethoxy, propoxy, phenoxy, methylsulfide and ethylsulfide. Non-hydrogen substituents R include the atoms carbon, silicon, boron, aluminum, nitrogen, phosphorous, oxygen, tin, sulfur, germanium and the like, including olefins such as but not limited to olefinically unsaturated substituents including vinyl-terminated ligands, for example but-3-enyl, prop-2-enyl, hex-5-enyl and the like. Also, at least two R groups, preferably two adjacent R groups, are joined to form a ring structure having from 3 to 30 atoms selected from carbon, nitrogen, oxygen, phosphorous, silicon, germanium, aluminum, boron or a combination thereof. Also, a substituent group R group such as 1-butanyl may form a carbon sigma bond to the metal M.

Other ligands may be bonded to the metal M, such as at least one leaving group Q. For the purposes of this patent specification and appended claims the term "leaving group" is any ligand that can be abstracted from a bulky ligand metallocene-type catalyst compound to form a bulky ligand metallocene-type catalyst cation capable of polymerizing one or more olefin(s). In one embodiment, Q is a monoanionic labile ligand having a sigma-bond to M. Depending on the oxidation state of the metal, the value for n is 0, 1 or 2 such that formula (I) above represents a neutral bulky ligand metallocene-type catalyst compound.

Non-limiting examples of Q ligands include weak bases such as amines, phosphines, ethers, carboxylates, dienes, hydrocarbyl radicals having from 1 to 20 carbon atoms, hydrides or halogens and the like or a combination thereof. In another embodiment, two or more Q's form a part of a fused ring or ring system. Other examples of Q ligands include those substituents for R as described above and including cyclobutyl, cyclohexyl, heptyl, tolyl, trifluoromethyl, tetramethylene, pentamethylene, methylidene, methoxy, ethoxy, propoxy, phenoxy, bis(N-methylanilide), dimethylamide, dimethylphosphide radicals and the like.

In one embodiment, the bulky ligand metallocene-type catalyst compounds of the invention include those of formula (I) where L^A and L^B are bridged to each other by at least one bridging group, A, such that the formula is represented by



5 These bridged compounds represented by formula (II) are known as bridged, bulky ligand metallocene-type catalyst compounds. L^A , L^B , M, Q and n are as defined above. Non-limiting examples of bridging group A include bridging groups containing at least one Group 13 to 16 atom, often referred to as a
 10 divalent moiety such as but not limited to at least one of a carbon, oxygen, nitrogen, silicon, aluminum, boron, germanium and tin atom or a combination thereof. Preferably bridging group A contains a carbon, silicon or germanium atom, most preferably A contains at least one silicon atom or at least one carbon atom. The bridging group A may also contain substituent groups R as defined
 15 above including halogens and iron. Non-limiting examples of bridging group A may be represented by R'_2C , R'_2Si , $R'_2Si R'_2Si$, R'_2Ge , R'_2P , where R' is independently, a radical group which is hydride, hydrocarbyl, substituted hydrocarbyl, halocarbyl, substituted halocarbyl, hydrocarbyl-substituted organometalloid, halocarbyl-substituted organometalloid, disubstituted boron,
 20 disubstituted pnictogen, substituted chalcogen, or halogen or two or more R' may be joined to form a ring or ring system. In one embodiment, the bridged, bulky ligand metallocene-type catalyst compounds of formula (II) have two or more bridging groups A (EP 664 301 B1).

 In one embodiment, the bulky ligand metallocene-type catalyst compounds are those where the R substituents on the bulky ligands L^A and L^B of
 25 formulas (I) and (II) are substituted with the same or different number of substituents on each of the bulky ligands. In another embodiment, the bulky ligands L^A and L^B of formulas (I) and (II) are different from each other.

 Other bulky ligand metallocene-type catalyst compounds and catalyst systems useful in the invention may include those described in U.S. Patent Nos.
 30 5,064,802, 5,145,819, 5,149,819, 5,243,001, 5,239,022, 5,276,208, 5,296,434, 5,321,106, 5,329,031, 5,304,614, 5,677,401, 5,723,398, 5,753,578, 5,854,363, 5,856,547 5,858,903, 5,859,158, 5,900,517, 5,939,503 and 5,962,718 and PCT publications WO 93/08221, WO 93/08199, WO 95/07140, WO 98/11144, WO 98/41530, WO 98/41529, WO 98/46650, WO 99/02540 and WO 99/14221 and
 35 European publications EP-A-0 578 838, EP-A-0 638 595, EP-B-0 513 380, EP-

A1-0 816 372, EP-A2-0 839 834, EP-B1-0 632 819, EP-B1-0 739 361, EP-B1-0 748 821 and EP-B1-0 757 996, all of which are herein fully incorporated by reference.

In one embodiment, bulky ligand metallocene-type catalysts compounds
5 useful in the invention include bridged heteroatom, mono-bulky ligand
metallocene-type compounds. These types of catalysts and catalyst systems are
described in, for example, PCT publication WO 92/00333, WO 94/07928, WO 91/
04257, WO 94/03506, WO96/00244, WO 97/15602 and WO 99/20637 and U.S.
Patent Nos. 5,057,475, 5,096,867, 5,055,438, 5,198,401, 5,227,440 and 5,264,405
10 and European publication EP-A-0 420 436, all of which are herein fully
incorporated by reference.

In this embodiment, the bulky ligand metallocene-type catalyst compound
is represented by the formula:



where M is a Group 3 to 16 metal atom or a metal selected from the Group of
actinides and lanthanides of the Periodic Table of Elements, preferably M is a
Group 4 to 12 transition metal, and more preferably M is a Group 4, 5 or 6
transition metal, and most preferably M is a Group 4 transition metal in any
20 oxidation state, especially titanium; L^c is a substituted or unsubstituted bulky
ligand bonded to M; J is bonded to M; A is bonded to M and J; J is a heteroatom
ancillary ligand; and A is a bridging group; Q is a univalent anionic ligand; and n
is the integer 0, 1 or 2. In formula (III) above, L^c , A and J form a fused ring
system. In an embodiment, L^c of formula (III) is as defined above for L^a , A, M
25 and Q of formula (I).

In formula (III) J is a heteroatom containing ligand in which J is an element with
a coordination number of three from Group 15 or an element with a coordination
number of two from Group 16 of the Periodic Table of Elements. Preferably J
contains a nitrogen, phosphorus, oxygen or sulfur atom with nitrogen being most
30 preferred.

In another embodiment, the bulky ligand type metallocene-type
catalyst compound is a complex of a metal, preferably a transition metal, a
bulky ligand, preferably a substituted or unsubstituted pi-bonded ligand, and
one or more heteroatom moieties, such as those described in U.S. Patent Nos.

5,527,752 and 5,747,406 and EP-B1-0 735 057, all of which are herein fully incorporated by reference.

In an embodiment, the bulky ligand metallocene-type catalyst compound is represented by the formula:



where M is a Group 3 to 16 metal, preferably a Group 4 to 12 transition metal, and most preferably a Group 4, 5 or 6 transition metal; L^D is a bulky ligand that is bonded to M; each Q is independently bonded to M and $Q_2(YZ)$ forms a uncharged polydentate ligand; A or Q is a univalent anionic ligand also bonded to M; X is a univalent anionic group when n is 2 or X is a divalent anionic group when n is 1; n is 1 or 2.

In formula (IV), L and M are as defined above for formula (I). Q is as defined above for formula (I), preferably Q is selected from the group consisting of -O-, -NR-, -CR₂- and -S-; Y is either C or S; Z is selected from the group consisting of -OR-, -NR₂-, -CR₃-, -SR-, -SiR₃-, -PR₂-, -H, and substituted or unsubstituted aryl groups, with the proviso that when Q is -NR- then Z is selected from one of the group consisting of -OR-, -NR₂-, -SR-, -SiR₃-, -PR₂ and -H; R is selected from a group containing carbon, silicon, nitrogen, oxygen, and/or phosphorus, preferably where R is a hydrocarbon group containing from 1 to 20 carbon atoms, most preferably an alkyl, cycloalkyl, or an aryl group; n is an integer from 1 to 4, preferably 1 or 2; X is a univalent anionic group when n is 2 or X is a divalent anionic group when n is 1; preferably X is a carbamate, carboxylate, or other heteroallyl moiety described by the Q, Y and Z combination.

25 In another embodiment of the invention, the bulky ligand metallocene-type catalyst compounds are heterocyclic ligand complexes where the bulky ligands, the ring(s) or ring system(s), include one or more heteroatoms or a combination thereof. Non-limiting examples of heteroatoms include a Group 13 to 16 element, preferably nitrogen, boron, sulfur, oxygen, aluminum, 30 silicon, phosphorous and tin. Examples of these bulky ligand metallocene-type catalyst compounds are described in WO 96/33202, WO 96/34021, WO 97/17379, WO 98/22486 and WO 99/40095 (dicarbamoyl metal complexes) and EP-A1-0 874 005 and U.S. Patent No. 5,637,660, 5,539,124, 5,554,775, 5,756,611, 5,233,049, 5,744,417, and 5,856,258 all of which are herein 35 incorporated by reference.

In another embodiment, the bulky ligand metallocene-type catalyst compounds are those complexes known as transition metal catalysts based on bidentate ligands containing pyridine or quinoline moieties, such as those described in U.S. Application Serial No. 09/103,620 filed June 23, 1998, which is herein incorporated by reference. In another embodiment, the bulky ligand metallocene-type catalyst compounds are those described in PCT publications WO 99/01481 and WO 98/42664, which are fully incorporated herein by reference.

In one embodiment, the bulky ligand metallocene-type catalyst compound is represented by the formula:



where M is a metal selected from Group 3 to 13 or lanthanide and actinide series of the Periodic Table of Elements; Q is bonded to M and each Q is a monovalent, bivalent, or trivalent anion; X and Y are bonded to M; one or more of X and Y are heteroatoms, preferably both X and Y are heteroatoms; Y is contained in a heterocyclic ring J, where J comprises from 2 to 50 non-hydrogen atoms, preferably 2 to 30 carbon atoms; Z is bonded to X, where Z comprises 1 to 50 non-hydrogen atoms, preferably 1 to 50 carbon atoms, preferably Z is a cyclic group containing 3 to 50 atoms, preferably 3 to 30 carbon atoms; t is 0 or 1; when t is 1, A is a bridging group joined to at least one of X, Y or J, preferably X and J; q is 1 or 2; n is an integer from 1 to 4 depending on the oxidation state of M. In one embodiment, where X is oxygen or sulfur then Z is optional. In another embodiment, where X is nitrogen or phosphorous then Z is present. In an embodiment, Z is preferably an aryl group, more preferably a substituted aryl group.

Other Bulky Ligand Metallocene-Type Catalyst Compounds

It is within the scope of this invention, in one embodiment, that the bulky ligand metallocene-type catalyst compounds include complexes of Ni²⁺ and Pd²⁺ described in the articles Johnson, et al., "New Pd(II)- and Ni(II)-Based Catalysts for Polymerization of Ethylene and α -Olefins", J. Am. Chem. Soc. 1995, 117, 6414-6415 and Johnson, et al., "Copolymerization of Ethylene and Propylene with Functionalized Vinyl Monomers by Palladium(II) Catalysts", J. Am. Chem. Soc., 1996, 118, 267-268, and WO 96/23010 published August 1, 1996, WO 99/02472, U.S. Patent Nos. 5,852,145, 5,866,663 and 5,880,241, which are all herein fully incorporated

by reference. These complexes can be either dialkyl ether adducts, or alkylated reaction products of the described dihalide complexes that can be activated to a cationic state by the activators of this invention described below.

5 Also included as bulky ligand metallocene-type catalyst are those diimine based ligands of Group 8 to 10 metal compounds disclosed in PCT publications WO 96/23010 and WO 97/48735 and Gibson, et. al., Chem. Comm., pp. 849-850 (1998), all of which are herein incorporated by reference.

Other bulky ligand metallocene-type catalysts are those Group 5 and 6
10 metal imido complexes described in EP-A2-0 816 384 and U.S. Patent No. 5,851,945, which is incorporated herein by reference. In addition, bulky ligand metallocene-type catalysts include bridged bis(arylamido) Group 4 compounds described by D.H. McConville, et al., in Organometallics 1195, 14, 5478-5480, which is herein incorporated by reference. In addition,
15 bridged bis(amido) catalyst compounds are described in WO 96/27439, which is herein incorporated by reference. Other bulky ligand metallocene-type catalysts are described as bis(hydroxy aromatic nitrogen ligands) in U.S. Patent No. 5,852,146, which is incorporated herein by reference. Other metallocene-type catalysts containing one or more Group 15 atoms include
20 those described in WO 98/46651, which is herein incorporated herein by reference. Still another metallocene-type bulky ligand metallocene-type catalysts include those multinuclear bulky ligand metallocene-type catalysts as described in WO 99/20665, which is incorporated herein by reference.

It is also contemplated that in one embodiment, the bulky ligand
25 metallocene-type catalysts of the invention described above include their structural or optical or enantiomeric isomers (meso and racemic isomers, for example see U.S. Patent No. 5,852,143, incorporated herein by reference) and mixtures thereof.

30 Activator and Activation Methods for the Bulky Ligand Metallocene-Type Catalyst Compounds

The above described bulky ligand metallocene-type catalyst compounds are typically activated in various ways to yield catalyst compounds having a vacant coordination site that will coordinate, insert, and polymerize olefin(s).

For the purposes of this patent specification and appended claims, the term
35 "activator" is defined to be any compound or component or method which can

activate any of the bulky ligand metallocene-type catalyst compounds of the invention as described above. Non-limiting activators, for example may include a Lewis acid or a non-coordinating ionic activator or ionizing activator or any other compound including Lewis bases, aluminum alkyls, conventional-type cocatalysts and combinations thereof that can convert a neutral bulky ligand metallocene-type catalyst compound to a catalytically active bulky ligand metallocene cation. It is within the scope of this invention to use alumoxane or modified alumoxane as an activator, and/or to also use ionizing activators, neutral or ionic, such as tri (n-butyl) ammonium tetrakis (pentafluorophenyl) boron, a trisperfluorophenyl boron metalloid precursor or a trisperfluoronaphthyl boron metalloid precursor, polyhalogenated heteroborane anions (WO 98/43983) or combination thereof, that would ionize the neutral bulky ligand metallocene-type catalyst compound.

In one embodiment, the activator is a Group 13 containing metal compound that reacts itself with the carboxylic acid to form for example a carboxylate metal salt.

In one embodiment, an activation method using ionizing ionic compounds not containing an active proton but capable of producing both a bulky ligand metallocene-type catalyst cation and a non-coordinating anion are also contemplated, and are described in EP-A- 0 426 637, EP-A- 0 573 403 and U.S. Patent No. 5,387,568, which are all herein incorporated by reference.

There are a variety of methods for preparing alumoxane and modified alumoxanes, non-limiting examples of which are described in U.S. Patent No. 4,665,208, 4,952,540, 5,091,352, 5,206,199, 5,204,419, 4,874,734, 4,924,018, 4,908,463, 4,968,827, 5,308,815, 5,329,032, 5,248,801, 5,235,081, 5,157,137, 5,103,031, 5,391,793, 5,391,529, 5,693,838, 5,731,253, 5,731,451, 5,744,656, 5,847,177, 5,854,166, 5,856,256 and 5,939,346 and European publications EP-A- 0 561 476, EP-B1-0 279 586, EP-A-0 594-218 and EP-B1-0 586 665, and PCT publication WO 94/10180, all of which are herein fully incorporated by reference.

Organoaluminum compounds as activators include trimethylaluminum, triethylaluminum, triisobutylaluminum, tri-n-hexylaluminum, tri-n-octylaluminum and the like.

Ionizing compounds may contain an active proton, or some other cation associated with but not coordinated to or only loosely coordinated to the remaining ion of the ionizing compound. Such compounds and the like are described in European publications EP-A-0 570 982, EP-A-0 520 732, EP-A-0

495 375, EP-B1-0 500 944, EP-A-0 277 003 and EP-A-0 277 004, and U.S. Patent Nos. 5,153,157, 5,198,401, 5,066,741, 5,206,197, 5,241,025, 5,384,299 and 5,502,124 and U.S. Patent Application Serial No. 08/285,380, filed August 3, 1994, all of which are herein fully incorporated by reference.

5 Other activators include those described in PCT publication WO 98/07515 such as tris (2, 2', 2''- nonafluorobiphenyl) fluoroaluminate, which publication is fully incorporated herein by reference. Combinations of activators are also contemplated by the invention, for example, alumoxanes and ionizing activators in combinations, see for example, EP-B1 0 573 120, PCT publications WO
10 94/07928 and WO 95/14044 and U.S. Patent Nos. 5,153,157 and 5,453,410 all of which are herein fully incorporated by reference. WO 98/09996 incorporated herein by reference describes activating bulky ligand metallocene-type catalyst compounds with perchlorates, periodates and iodates including their hydrates. WO 98/30602 and WO 98/30603 incorporated by reference describe the use of
15 lithium (2,2'-bisphenyl-ditrimethylsilicate)•4THF as an activator for a bulky ligand metallocene-type catalyst compound. WO 99/18135 incorporated herein by reference describes the use of organo-boron-aluminum activators. EP-B1-0 781 299 describes using a silylium salt in combination with a non-coordinating compatible anion. Also, methods of activation such as using radiation (see EP-
20 B1-0 615 981 herein incorporated by reference), electro-chemical oxidation, and the like are also contemplated as activating methods for the purposes of rendering the neutral bulky ligand metallocene-type catalyst compound or precursor to a bulky ligand metallocene-type cation capable of polymerizing olefins. Other activators or methods for activating a bulky ligand metallocene-type catalyst
25 compound are described in for example, U.S. Patent Nos. 5,849,852, 5,859,653 and 5,869,723 and WO 98/32775, WO 99/42467 (dioctadecylmethylammonium-bis(tris(pentafluorophenyl)borane)benzimidazolide), which are herein incorporated by reference.

30 It is also within the scope of this invention that the above described bulky ligand metallocene-type catalyst compounds can be combined with one or more of the catalyst compounds represented by formulas (I) through (V) with one or more activators or activation methods described above.

35 It is further contemplated by the invention that other catalysts can be combined with the bulky ligand metallocene-type catalyst compounds of the invention. For example, see U.S. Patent Nos. 4,937,299, 4,935,474,

5,281,679, 5,359,015, 5,470,811, and 5,719,241 all of which are herein fully incorporated herein reference. It is also contemplated that any one of the bulky ligand metallocene-type catalyst compounds of the invention have at least one fluoride or fluorine containing leaving group as described in U.S.

5 Application Serial No. 09/191,916 filed November 13, 1998.

In another embodiment of the invention one or more bulky ligand metallocene-type catalyst compounds or catalyst systems may be used in combination with one or more conventional-type catalyst compounds or catalyst systems. Non-limiting examples of mixed catalysts and catalyst systems are described in U.S. Patent Nos. 4,159,965, 4,325,837, 4,701,432, 5,124,418, 10 5,077,255, 5,183,867, 5,391,660, 5,395,810, 5,691,264, 5,723,399 and 5,767,031 and PCT Publication WO 96/23010 published August 1, 1996, all of which are herein fully incorporated by reference.

Carboxylic Acids and Carboxylic Acid Salts

15 In one embodiment, the carboxylic acid used in the process of the invention is represented by the following formula:



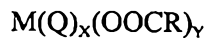
where R is a hydrocarbyl radical having from 2 to 100 carbon atoms, preferably 4 to 50 carbon atoms or hydrogen.

20 Non-limiting examples of R in the above formula include hydrocarbyl radicals having 2 to 100 carbon atoms that include alkyl, aryl, aromatic, aliphatic, cyclic, saturated or unsaturated hydrocarbyl radicals. In an embodiment of the invention, R is a hydrocarbyl radical having greater than or equal to 8 carbon atoms, preferably greater than or equal to 12 carbon atoms and more preferably greater than or equal to 17 carbon atoms. In another embodiment R is a 25 hydrocarbyl radical having from 17 to 90 carbon atoms, preferably 17 to 72, and most preferably from 17 to 54 carbon atoms.

For the purposes of this patent specification and appended claims the term "carboxylate metal salt" is any mono- or di- or tri-carboxylic acid salt with a metal 30 portion from the Periodic Table of Elements. Non-limiting examples include saturated, unsaturated, aliphatic, aromatic or saturated cyclic carboxylic acid salts where the carboxylate ligand has preferably from 2 to 24 carbon atoms, such as acetate, propionate, butyrate, valerate, pivalate, caproate, isobutyrate, t-butylacetate, caprylate, heptanate, pelargonate, undecanoate, oleate, octoate, palmitate, 35 myristate, margarate, stearate, arachate and tercosanoate. Non-limiting examples

of the metal portion includes a metal from the Periodic Table of Elements selected from the group of Al, Mg, Ca, Sr, Sn, Ti, V, Ba, Zn, Cd, Hg, Mn, Fe, Co, Ni, Pd, Li and Na.

In one embodiment, the carboxylate metal salt is represented by the following general formula:



where M is a metal from Groups 1 to 16 and the Lanthanide and Actinide series, preferably from Groups 1 to 7 and 13 to 16, more preferably from Groups 3 to 7 and 13 to 16, even more preferably Groups 2 and 13, and most preferably Group 13; Q is halogen, hydrogen, a hydroxy or hydroxide, alkyl, alkoxy, aryloxy, siloxy, silane sulfonate group or siloxane; R is a hydrocarbyl radical having from 2 to 100 carbon atoms, preferably 4 to 50 carbon atoms; and x is an integer from 0 to 3 and y is an integer from 1 to 4 and the sum of x and y is equal to the valence of the metal. In a preferred embodiment of the above formula y is an integer from 1 to 3, preferably 1 to 2, especially where M is a Group 13 metal.

Non-limiting examples of R in the above formula include hydrocarbyl radicals having 2 to 100 carbon atoms that include alkyl, aryl, aromatic, aliphatic, cyclic, saturated or unsaturated hydrocarbyl radicals. In an embodiment of the invention, R is a hydrocarbyl radical having greater than or equal to 8 carbon atoms, preferably greater than or equal to 12 carbon atoms and more preferably greater than or equal to 17 carbon atoms. In another embodiment R is a hydrocarbyl radical having from 17 to 90 carbon atoms, preferably 17 to 72, and most preferably from 17 to 54 carbon atoms.

Non-limiting examples of Q in the above formula include one or more, same or different, hydrocarbon containing group such as alkyl, cycloalkyl, aryl, alkenyl, arylalkyl, arylalkenyl or alkylaryl, alkylsilane, arylsilane, alkylamine, arylamine, alkyl phosphide, alkoxy having from 1 to 30 carbon atoms. The hydrocarbon containing group may be linear, branched, or even substituted. Also, Q in one embodiment is an inorganic group such as a halide, sulfate or phosphate.

In one embodiment, the more preferred carboxylate metal salts are those aluminum carboxylates such as aluminum mono, di- and tri- stearates, aluminum octoates, oleates and cyclohexylbutyrates. In yet a more preferred embodiment, the carboxylate metal salt is $(CH_3(CH_2)_{16}COO)_3Al$, a aluminum tri-stearate (preferred melting point 115 °C), $(CH_3(CH_2)_{16}COO)_2-Al-OH$, a aluminum di-

stearate (preferred melting point 145 °C), and a $\text{CH}_3(\text{CH}_2)_{16}\text{COO-Al}(\text{OH})_2$, an aluminum mono-stearate (preferred melting point 155 °C).

Non-limiting commercially available carboxylate metal salts for example include Witco Aluminum Stearate # 18, Witco Aluminum Stearate # 22, Witco
5 Aluminum Stearate # 132 and Witco Aluminum Stearate EA Food Grade, all of which are available from Witco Corporation, Memphis, Tennessee.

In one embodiment the carboxylate metal salt has a melting point from about 30 °C to about 250 °C, more preferably from about 37 °C to about 220 °C, even more preferably from about 50 °C to about 200 °C, and most preferably from
10 about 100 °C to about 200 °C. In a most preferred embodiment, the carboxylate metal salt is an aluminum stearate having a melting point in the range of from about 135 °C to about 165 °C.

In another preferred embodiment the carboxylate metal salt has a melting point greater than the polymerization temperature in the reactor.

15 Other examples of carboxylate metal salts include titanium stearates, tin stearates, calcium stearates, zinc stearates, boron stearate and strontium stearates.

Supports, Carriers and General Supporting Techniques

The above described bulky ligand metallocene-type catalyst compounds and catalyst systems may be combined with one or more support materials or
20 carriers using one of the support methods well known in the art or as described below. For example, in a most preferred embodiment, a bulky ligand metallocene-type catalyst compound or catalyst system is in a supported form, for example deposited on, contacted with, vaporized with, bonded to, or incorporated within, adsorbed or absorbed in, or on, a support or carrier.

25 The terms "support" or "carrier" are used interchangeably and are any support material, preferably a porous support material, including inorganic or organic support materials. Non-limiting examples of inorganic support materials include inorganic oxides and inorganic chlorides. Other carriers include resinous support materials such as polystyrene, functionalized or crosslinked organic
30 supports, such as polystyrene divinyl benzene polyolefins or polymeric compounds, or any other organic or inorganic support material and the like, or mixtures thereof.

The preferred carriers are inorganic oxides that include those Group 2, 3, 4, 5, 13 or 14 metal oxides. The preferred supports include silica, alumina, silica-
35 alumina and mixtures thereof. Other useful supports include magnesia, titania,

zirconia, magnesium chloride, montmorillonite (EP-B1 0 511 665), phyllosilicate, zeolites, talc, clays and the like. Also, combinations of these support materials may be used, for example, silica-chromium, silica-alumina, silica-titania and the like. Additional support materials may include those porous acrylic polymers
5 described in EP 0 767 184 B1, which is incorporated herein by reference. Other support materials include nanocomposites as described in PCT WO 99/47598, which is herein incorporated by reference.

It is preferred that the carrier, most preferably an inorganic oxide, has a surface area in the range of from about 10 to about 700 m²/g, pore volume in the
10 range of from about 0.1 to about 4.0 cc/g and average particle size in the range of from about 5 to about 500 μm. More preferably, the surface area of the carrier is in the range of from about 50 to about 500 m²/g, pore volume of from about 0.5 to about 3.5 cc/g and average particle size of from about 10 to about 200 μm. Most preferably the surface area of the carrier is in the range is from about 100 to about
15 1000 m²/g, pore volume from about 0.8 to about 5.0 cc/g and average particle size is from about 5 to about 100 μm. The average pore size of the carrier of the invention typically has pore size in the range of from 10 to 1000Å, preferably 50 to about 500Å, and most preferably 75 to about 450Å.

Examples of supporting the bulky ligand metallocene-type catalyst
20 systems of the invention are described in U.S. Patent Nos. 4,701,432, 4,808,561, 4,912,075, 4,925,821, 4,937,217, 5,008,228, 5,238,892, 5,240,894, 5,332,706, 5,346,925, 5,422,325, 5,466,649, 5,466,766, 5,468,702, 5,529,965, 5,554,704, 5,629,253, 5,639,835, 5,625,015, 5,643,847, 5,665,665, 5,698,487, 5,714,424, 5,723,400, 5,723,402, 5,731,261, 5,759,940, 5,767,032, 5,770,664, 5,846,895 and
25 5,939,348 and U.S. Application Serial Nos. 271,598 filed July 7, 1994 and 788,736 filed January 23, 1997 and PCT publications WO 95/32995, WO 95/14044, WO 96/06187 and WO 97/02297, and EP-B1-0 685 494 all of which are herein fully incorporated by reference.

In one embodiment, weight percent of the carboxylic acid to the weight of
30 the total supported catalyst system (the catalyst compound, preferably a bulky ligand metallocene-type catalyst compound, the activator, the carrier and the carboxylate metal salt) is in the range of from about 0.1 weight percent to about 50 weight percent, preferably in the range of from 0.5 weight percent to about 25 weight percent, more preferably in the range of from about 1 weight percent to

about 10 weight percent, and most preferably in the range of from about 2 weight percent to about 5 weight percent.

In another embodiment, the level of carboxylic acid in the reactor bed is in the range of from about 1 ppm (part per million) to about 2 weight percent, preferably in the range of from about 3 ppm to about 1 weight percent, more preferably in the range of from about 5 ppm to about 500 ppm, and most preferably in the range of from 5 ppm to about 50 ppm.

There are various other methods in the art for supporting a polymerization catalyst compound or catalyst system of the invention. For example, the bulky ligand metallocene-type catalyst compound of the invention may contain a polymer bound ligand as described in U.S. Patent Nos. 5,473,202 and 5,770,755, which is herein fully incorporated by reference; the bulky ligand metallocene-type catalyst system of the invention may be spray dried as described in U.S. Patent No. 5,648,310, which is herein fully incorporated by reference; the support used with the bulky ligand metallocene-type catalyst system of the invention is functionalized as described in European publication EP-A-0 802 203, which is herein fully incorporated by reference, or at least one substituent or leaving group is selected as described in U.S. Patent No. 5,688,880, which is herein fully incorporated by reference.

In a preferred embodiment, the invention provides for a supported bulky ligand metallocene-type catalyst system that includes a surface modifier that is used in the preparation of the supported catalyst system as described in PCT publication WO 96/11960, which is herein fully incorporated by reference. The catalyst systems of the invention can be prepared in the presence of an olefin, for example hexene-1.

A preferred method for producing a supported bulky ligand metallocene-type catalyst system is described below and is described in U.S. Application Serial Nos. 265,533, filed June 24, 1994 and 265,532, filed June 24, 1994 and PCT publications WO 96/00245 and WO 96/00243 both published January 4, 1996, all of which are herein fully incorporated by reference. In this preferred method, the bulky ligand metallocene-type catalyst compound is slurried in a liquid to form a metallocene solution and a separate solution is formed containing an activator and a liquid. The liquid may be any compatible solvent or other liquid capable of forming a solution or the like with the bulky ligand metallocene-type catalyst compounds and/or activator of the invention. In the most preferred embodiment

the liquid is a cyclic aliphatic or aromatic hydrocarbon, most preferably toluene. The bulky ligand metallocene-type catalyst compound and activator solutions are mixed together heated and added to a porous support, optionally a heated porous support, or a porous support, optionally a heated porous support is added to the solutions such that the total volume of the bulky ligand metallocene-type catalyst compound solution and the activator solution or the bulky ligand metallocene-type catalyst compound and activator solution is less than four times the pore volume of the porous support, more preferably less than three times, even more preferably less than two times; preferred ranges being from 1.1 times to 3.5 times range and most preferably in the 1.2 to 3 times range.

Procedures for measuring the total pore volume of a porous support are well known in the art. Details of one of these procedures is discussed in Volume 1, *Experimental Methods in Catalytic Research* (Academic Press, 1968) (specifically see pages 67-96). This preferred procedure involves the use of a classical BET apparatus for nitrogen absorption. Another method well known in the art is described in Innes, *Total Porosity and Particle Density of Fluid Catalysts By Liquid Titration*, Vol. 28, No. 3, *Analytical Chemistry* 332-334 (March, 1956).

The mole ratio of the metal of the activator component to the metal of the supported bulky ligand metallocene-type catalyst compounds are in the range of between 0.3:1 to 1000:1, preferably 20:1 to 800:1, and most preferably 50:1 to 500:1. Where the activator is an ionizing activator such as those based on the anion tetrakis(pentafluoro-phenyl)boron, the mole ratio of the metal of the activator component to the metal component of the bulky ligand metallocene-type catalyst is preferably in the range of between 0.3:1 to 3:1.

In one embodiment of the invention, olefin(s), preferably C₂ to C₃₀ olefin(s) or alpha-olefin(s), preferably ethylene or propylene or combinations thereof are prepolymerized in the presence of the supported bulky ligand metallocene-type catalyst system of the invention prior to the main polymerization. The prepolymerization can be carried out batchwise or continuously in gas, solution or slurry phase including at elevated pressures. The prepolymerization can take place with any olefin monomer or combination and/or in the presence of any molecular weight controlling agent such as hydrogen. For examples of prepolymerization procedures, see U.S. Patent Nos. 4,748,221, 4,789,359, 4,923,833, 4,921,825, 5,283,278 and 5,705,578 and European

publication EP-B-0279 863 and PCT Publication WO 97/44371 all of which are herein fully incorporated by reference.

5 In one embodiment the polymerization catalyst is used in an unsupported form, preferably in a liquid form such as described in U.S. Patent Nos. 5,317,036 and 5,693,727 and European publication EP-A-0 593 083, all of which are herein incorporated by reference. The polymerization catalyst in liquid form can be fed with a carboxylic acid, as a solid or a liquid, to a reactor using the injection methods described in PCT publication WO 97/46599, which is fully incorporated herein by reference.

10 The supported catalyst systems and/or compositions of the invention described above are suitable for use in any prepolymerization and/or polymerization process over a wide range of temperatures and pressures. The temperatures may be in the range of from -60°C to about 280°C , preferably from 50°C to about 200°C , and the pressures employed may be in the range from 1
15 atmosphere to about 500 atmospheres or higher.

Polymerization processes include solution, gas phase, slurry phase and a high pressure process or a combination thereof. Particularly preferred is a gas phase or slurry phase polymerization of one or more olefins at least one of which is ethylene or propylene.

20 In one embodiment, the process of this invention is directed toward a solution, high pressure, slurry or gas phase polymerization process of one or more olefin monomers having from 2 to 30 carbon atoms, preferably 2 to 12 carbon atoms, and more preferably 2 to 8 carbon atoms. The invention is particularly well suited to the polymerization of two or more olefin monomers of ethylene,
25 propylene, butene-1, pentene-1, 4-methyl-pentene-1, hexene-1, octene-1 and decene-1.

Other monomers useful in the process of the invention include ethylenically unsaturated monomers, diolefins having 4 to 18 carbon atoms, conjugated or nonconjugated dienes, polyenes, vinyl monomers and cyclic olefins.
30 Non-limiting monomers useful in the invention may include norbornene, norbornadiene, isobutylene, isoprene, vinylbenzocyclobutane, styrenes, alkyl substituted styrene, ethylidene norbornene, dicyclopentadiene and cyclopentene.

In the most preferred embodiment of the process of the invention, a copolymer of ethylene is produced, where with ethylene, a comonomer having at
35 least one alpha-olefin having from 4 to 15 carbon atoms, preferably from 4 to 12

carbon atoms, and most preferably from 4 to 8 carbon atoms, is polymerized in a gas phase process.

In another embodiment of the process of the invention, ethylene or propylene is polymerized with at least two different comonomers, optionally one of which may be a diene, to form a terpolymer.

In one embodiment, the invention is directed to a polymerization process, particularly a gas phase or slurry phase process, for polymerizing propylene alone or with one or more other monomers including ethylene, and/or other olefins having from 4 to 12 carbon atoms. Polypropylene polymers may be produced using the particularly bridged bulky ligand metallocene-type catalysts as described in U.S. Patent Nos. 5,296,434 and 5,278,264, both of which are herein incorporated by reference.

Typically in a gas phase polymerization process a continuous cycle is employed where in one part of the cycle of a reactor system, a cycling gas stream, otherwise known as a recycle stream or fluidizing medium, is heated in the reactor by the heat of polymerization. This heat is removed from the recycle composition in another part of the cycle by a cooling system external to the reactor. Generally, in a gas fluidized bed process for producing polymers, a gaseous stream containing one or more monomers is continuously cycled through a fluidized bed in the presence of a catalyst under reactive conditions. The gaseous stream is withdrawn from the fluidized bed and recycled back into the reactor. Simultaneously, polymer product is withdrawn from the reactor and fresh monomer is added to replace the polymerized monomer. (See for example U.S. Patent Nos. 4,543,399, 4,588,790, 5,028,670, 5,317,036, 5,352,749, 5,405,922, 5,436,304, 5,453,471, 5,462,999, 5,616,661 and 5,668,228, all of which are fully incorporated herein by reference.)

The reactor pressure in a gas phase process may vary from about 100 psig (690 kPa) to about 500 psig (3448 kPa), preferably in the range of from about 200 psig (1379 kPa) to about 400 psig (2759 kPa), more preferably in the range of from about 250 psig (1724 kPa) to about 350 psig (2414 kPa).

The reactor temperature in a gas phase process may vary from about 30°C to about 120°C, preferably from about 60°C to about 115°C, more preferably in the range of from about 70°C to 110°C, and most preferably in the range of from about 70°C to about 95°C.

Other gas phase processes contemplated by the process of the invention include series or multistage polymerization processes. Also gas phase processes contemplated by the invention include those described in U.S. Patent Nos. 5,627,242, 5,665,818 and 5,677,375, and European publications EP-A- 0 794 200
5 EP-B1-0 649 992, EP-A- 0 802 202 and EP-B- 634 421 all of which are herein fully incorporated by reference.

In a preferred embodiment, the reactor utilized in the present invention is capable and the process of the invention is producing greater than 500 lbs of polymer per hour (227 Kg/hr) to about 200,000 lbs/hr (90,900 Kg/hr) or higher of
10 polymer, preferably greater than 1000 lbs/hr (455 Kg/hr), more preferably greater than 10,000 lbs/hr (4540 Kg/hr), even more preferably greater than 25,000 lbs/hr (11,300 Kg/hr), still more preferably greater than 35,000 lbs/hr (15,900 Kg/hr), still even more preferably greater than 50,000 lbs/hr (22,700 Kg/hr) and most preferably greater than 65,000 lbs/hr (29,000 Kg/hr) to greater than 100,000 lbs/hr
15 (45,500 Kg/hr).

A slurry polymerization process generally uses pressures in the range of from about 1 to about 50 atmospheres and even greater and temperatures in the range of 0°C to about 120°C. In a slurry polymerization, a suspension of solid, particulate polymer is formed in a liquid polymerization diluent medium to which
20 ethylene and comonomers and often hydrogen along with catalyst are added. The suspension including diluent is intermittently or continuously removed from the reactor where the volatile components are separated from the polymer and recycled, optionally after a distillation, to the reactor. The liquid diluent employed in the polymerization medium is typically an alkane having from 3 to 7
25 carbon atoms, preferably a branched alkane. The medium employed should be liquid under the conditions of polymerization and relatively inert. When a propane medium is used the process must be operated above the reaction diluent critical temperature and pressure. Preferably, a hexane or an isobutane medium is employed.

30 A preferred polymerization technique of the invention is referred to as a particle form polymerization, or a slurry process where the temperature is kept below the temperature at which the polymer goes into solution. Such technique is well known in the art, and described in for instance U.S. Patent No. 3,248,179 which is fully incorporated herein by reference. Other slurry processes include
35 those employing a loop reactor and those utilizing a plurality of stirred reactors in

series, parallel, or combinations thereof. Non-limiting examples of slurry processes include continuous loop or stirred tank processes. Also, other examples of slurry processes are described in U.S. Patent No. 4,613,484, which is herein fully incorporated by reference.

5 In an embodiment the reactor used in the slurry process of the invention is capable of and the process of the invention is producing greater than 2000 lbs of polymer per hour (907 Kg/hr), more preferably greater than 5000 lbs/hr (2268 Kg/hr), and most preferably greater than 10,000 lbs/hr (4540 Kg/hr). In another
10 embodiment the slurry reactor used in the process of the invention is producing greater than 15,000 lbs of polymer per hour (6804 Kg/hr), preferably greater than 25,000 lbs/hr (11,340 Kg/hr) to about 100,000 lbs/hr (45,500 Kg/hr).

Examples of solution processes are described in U.S. Patent Nos. 4,271,060, 5,001,205, 5,236,998 and 5,589,555 and PCT WO 99/32525, which are fully incorporated herein by reference

15 A preferred process of the invention is where the process, preferably a slurry or gas phase process is operated in the presence of a bulky ligand metallocene-type catalyst system of the invention and in the absence of or essentially free of any scavengers, such as triethylaluminum, trimethylaluminum, tri-isobutylaluminum and tri-n-hexylaluminum and diethyl aluminum chloride,
20 dibutyl zinc and the like. This preferred process is described in PCT publication WO 96/08520 and U.S. Patent No. 5,712,352 and 5,763,543, which are herein fully incorporated by reference.

Polymer Products

25 The polymers produced by the process of the invention can be used in a wide variety of products and end-use applications. The polymers produced by the process of the invention include linear low density polyethylene, elastomers, plastomers, high density polyethylenes, medium density polyethylenes, low density polyethylenes, polypropylene and polypropylene copolymers.

30 The polymers, typically ethylene based polymers, have a density in the range of from 0.86g/cc to 0.97 g/cc, preferably in the range of from 0.88 g/cc to 0.965 g/cc, more preferably in the range of from 0.900 g/cc to 0.96 g/cc, even more preferably in the range of from 0.905 g/cc to 0.95 g/cc, yet even more preferably in the range from 0.910 g/cc to 0.940 g/cc, and most preferably greater than 0.915 g/cc, preferably greater than 0.920 g/cc, and most preferably greater
35 than 0.925 g/cc. Density is measured in accordance with ASTM-D-1238.

The polymers produced by the process of the invention typically have a molecular weight distribution, a weight average molecular weight to number average molecular weight (M_w/M_n) of greater than 1.5 to about 15, particularly greater than 2 to about 10, more preferably greater than about 2.2 to less than about 8, and most preferably from 2.5 to 8.

Also, the polymers of the invention typically have a narrow composition distribution as measured by Composition Distribution Breadth Index (CDBI). Further details of determining the CDBI of a copolymer are known to those skilled in the art. See, for example, PCT Patent Application WO 93/03093, published February 18, 1993, which is fully incorporated herein by reference.

The bulky ligand metallocene-type catalyzed polymers of the invention in one embodiment have CDBI's generally in the range of greater than 50% to 100%, preferably 99%, preferably in the range of 55% to 85%, and more preferably 60% to 80%, even more preferably greater than 60%, still even more preferably greater than 65%.

In another embodiment, polymers produced using a bulky ligand metallocene-type catalyst system of the invention have a CDBI less than 50%, more preferably less than 40%, and most preferably less than 30%.

The polymers of the present invention in one embodiment have a melt index (MI) or (I_2) as measured by ASTM-D-1238-E in the range from 0.01 dg/min to 1000 dg/min, more preferably from about 0.01 dg/min to about 100 dg/min, even more preferably from about 0.1 dg/min to about 50 dg/min, and most preferably from about 0.1 dg/min to about 10 dg/min.

The polymers of the invention in an embodiment have a melt index ratio (I_{21}/I_2) (I_{21} is measured by ASTM-D-1238-F) of from 10 to less than 25, more preferably from about 15 to less than 25.

The polymers of the invention in a preferred embodiment have a melt index ratio (I_{21}/I_2) (I_{21} is measured by ASTM-D-1238-F) of from preferably greater than 25, more preferably greater than 30, even more preferably greater than 40, still even more preferably greater than 50 and most preferably greater than 65. In an embodiment, the polymer of the invention may have a narrow molecular weight distribution and a broad composition distribution or vice-versa, and may be those polymers described in U.S. Patent No. 5,798,427 incorporated herein by reference.

In yet another embodiment, propylene based polymers are produced in the process of the invention. These polymers include atactic polypropylene, isotactic polypropylene, hemi-isotactic and syndiotactic polypropylene. Other propylene polymers include propylene block or impact copolymers. Propylene polymers of these types are well known in the art see for example U.S. Patent Nos. 4,794,096, 3,248,455, 4,376,851, 5,036,034 and 5,459,117, all of which are herein incorporated by reference.

The polymers of the invention may be blended and/or coextruded with any other polymer. Non-limiting examples of other polymers include linear low density polyethylenes produced via conventional Ziegler-Natta and/or bulky ligand metallocene-type catalysis, elastomers, plastomers, high pressure low density polyethylene, high density polyethylenes, polypropylenes and the like.

Polymers produced by the process of the invention and blends thereof are useful in such forming operations as film, sheet, and fiber extrusion and co-extrusion as well as blow molding, injection molding and rotary molding. Films include blown or cast films formed by coextrusion or by lamination useful as shrink film, cling film, stretch film, sealing films, oriented films, snack packaging, heavy duty bags, grocery sacks, baked and frozen food packaging, medical packaging, industrial liners, membranes, etc. in food-contact and non-food contact applications. Fibers include melt spinning, solution spinning and melt blown fiber operations for use in woven or non-woven form to make filters, diaper fabrics, medical garments, geotextiles, etc. Extruded articles include medical tubing, wire and cable coatings, pipe, geomembranes, and pond liners. Molded articles include single and multi-layered constructions in the form of bottles, tanks, large hollow articles, rigid food containers and toys, etc.

EXAMPLES

In order to provide a better understanding of the present invention including representative advantages thereof, the following examples are offered.

Density is measured in accordance with ASTM-D-1238.

I_2 is measured by ASTM-D-1238-E.

I_{21} is measured by ASTM-D-1238-F.

The Fouling Index in the Tables below illustrates operability of the catalyst. The higher the value the greater the fouling observed. A Fouling Index of zero means substantially no or no visible fouling. A Fouling Index of 1 is indicative of light fouling, where a very light partial coating of polymer on the

stirrer blades of a 2 liter slurry isobutane polymerization reactor and/or no reactor body sheeting. A Fouling Index of 2 is indicative of more than light fouling, where the stirrer blades have a heavier, painted-like, coating of polymer and/or the reactor body wall has some sheeting in a band of 1 to 2 inches (2.54 to 5.08 cm) wide on the reactor wall. A Fouling Index of 3 is considered medium fouling, where the stirrer blade has a thicker, latex-like, coating of polymer on the stirrer blade, some soft chunks in the reactor, and/or some reactor body sheeting with a band of 2 to 3 inch (5.08 to 7.62 cm) wide on the reactor wall. A Fouling Index of 4 is evidence of more than medium fouling, where the stirrer has a thick, latex-like, coating, some harder chunks/balls of polymer, and/or the reactor body wall sheeting band is from 3 to 4 inches (7.62 to 10.2 cm) wide.

Activity in the Tables below is measured in grams of polyethylene(PE) per gram of polymerization catalyst-hour (gPE/gCat.h).

EXAMPLE 1

15 Preparation of Catalyst A

The bridged, bulky ligand metallocene-type catalyst compound used in this Example 1 is a dimethylsilyl-bis(tetrahydroindenyl)zirconium dichloride ($(\text{Me}_2\text{Si}(\text{H}_4\text{Ind})_2\text{ZrCl}_2)$) available from Albemarle Corporation, Baton Rouge, Louisiana. The $(\text{Me}_2\text{Si}(\text{H}_4\text{Ind})_2\text{ZrCl}_2)$ catalyst compound was supported on Crosfield ES-70 grade silica dehydrated at 600°C having approximately 1.0 weight percent water Loss on Ignition (LOI). LOI is measured by determining the weight loss of the support material which has been heated and held at a temperature of about 1000°C for about 22 hours. The Crosfield ES-70 grade silica has an average particle size of 40 microns and is available from Crosfield Limited, Warrington, England.

The first step in the manufacture of the supported bulky ligand metallocene-type catalyst above involves forming a precursor solution. 460 lbs (209 kg) of sparged and dried toluene is added to an agitated reactor after which 1060 lbs (482 kg) of a 30 weight percent methylaluminoxane (MAO) in toluene (available from Albemarle, Baton Rouge, Louisiana) is added. 947 lbs (430 kg) of a 2 weight percent toluene solution of a dimethylsilyl-bis(tetrahydroindenyl) zirconium dichloride catalyst compound and 600 lbs (272 kg) of additional toluene are introduced into the reactor. The precursor solution is then stirred at 80°F to 100°F (26.7°C to 37. 8°C) for one hour.

While stirring the above precursor solution, 850 lbs (386 kg) of 600 °C Crosfield dehydrated silica carrier is added slowly to the precursor solution and the mixture agitated for 30 min. at 80°F to 100 °F (26.7 to 37. 8 °C). At the end of the 30 min. agitation of the mixture, 240 lbs (109kg) of a 10 weight percent
5 toluene solution of AS-990 (N,N-bis(2-hydroxyethyl) octadecylamine ((C₁₈H₃₇N(CH₂CH₂OH)₂) available as Kemamine AS-990 from Witco Corporation, Memphis, Tennessee, is added together with an additional 110 lbs (50 kg) of a toluene rinse and the reactor contents then is mixed for 30 min. while heating to 175°F (79°C). After 30 min. vacuum is applied and the polymerization
10 catalyst mixture dried at 175°F (79°C) for about 15 hours to a free flowing powder. The final polymerization catalyst weight was 1200 lbs (544 kg) and had a Zr wt% of 0.35 and an Al wt% of 12.0.

Comparative Example 1 and Examples 2 through 6
Polymerization Process Using Catalyst A

A 2 liter autoclave reactor under a nitrogen purge was charged with 0.16 mmoles triethylaluminum (TEAL), followed by 20 cc of hexene-1 comonomer and 800 cc of isobutane diluent. The contents of the reactor were heated to 80°C, after which, 100 mg of the supported polymerization catalyst, Catalyst A, was separately polymerized as follows: In each polymerization example, the polymerization catalyst was introduced concurrently with ethylene into the reactor to make up a total reactor pressure of 325 psig (2240 kPa). The reactor temperature was maintained at 85°C and the polymerization was allowed to proceed for 40 min. After 40 minutes the reactor was cooled, ethylene was vented off and the polymer dried and weighed to obtain the polymer yield. Table 1 below provides the yield activity data, as well as the fouling characteristics observed using Catalyst A with no carboxylic acid, specifically stearic acid, and Examples 2 through 6 in which various amounts of stearic acid indicated in Table 1 was used.

Table 1

Example	Stearic Acid:TEAL (moles)	Amount (cc)	Activity (gPE/gCat.h)	Fouling Index ¹
CEx 1	None	0	1770	1.0
2	0.5	0.5	1575	1.0
3	0.5	1.0	1500	0.5
4	0.5	1.0	1455	0.5
5	1.0	1.0	1500	0.0
6	2.0	1.0	1365	2.0

¹ The scale for Fouling Index is from 0 to 2 where 0 is no fouling and 2 is worse fouling.

From the above Table 1 it can be seen in particular that from greater than 0.5 moles of a carboxylic acid to less than 2 moles, the operability as indicated by the Fouling Index greatly improves.

Examples 7 through 12**Polymerizations with various Group 13 containing Metal Compounds**

In the following Examples 7 through 12 stearic acid/metal alkyl solutions were prepared separately in vials at the molar ratio specified in Table 2. Prior to adding the comonomer to the reactor the specified amount in Table 2 of the prepared solutions were added to the reactor. The polymerization process was carried out in the same manner above as with Comparative Example 1 and Examples 2 through 6. In Table 2, SA is Stearic Acid, TEAL is triethylaluminum, TIBAL is tri-isobutylaluminum, TNHAL is tri-n-octylaluminum and MAO is methylalumoxane.

Table 2

Example	Solution	Yield (g)	Activity (gPE/gCat.h)	Fouling Index ³
7	TEAL	110	1650	1.0
8	SA/TEAL ¹	93	1395	0
9	SA/TIBAL ¹	86	1290	0
10	SA/TNHAL ¹	86	1290	0
11	SA/MAO ¹	79	1185	0
12	TEAL ²	92	1380	1.0

¹ 1 cc of 1 to 1 molar ratio solution in hexane of carboxylic acid to aluminum alkyl was added to the reactor prior to polymerization.

² TEAL solution in hexane was stirred like other solutions without Stearic Acid (SA).

³ The Fouling Index of 0 means no fouling and 1 means it fouled.

While the present invention has been described and illustrated by reference to particular embodiments, those of ordinary skill in the art will appreciate that the invention lends itself to variations not necessarily illustrated herein. For example, it is contemplated that two or more supported catalyst compositions of the invention can be used. For this reason, then, reference should be made solely to the appended claims for purposes of determining the true scope of the present invention.

THE CLAIMS DEFINING THE INVENTION ARE AS FOLLOWS:

1. A process for polymerizing olefin(s) in the absence of a carboxylic acid salt in a polymerization reactor in the presence of a metallocene catalyst compound comprising a Group 4 metal, an inorganic oxide support, a carboxylic acid and a
5 Group 13 metal containing compound; wherein the catalyst compound is supported on the inorganic oxide to form a supported metallocene catalyst system, and wherein the supported metallocene catalyst system is added to the reactor separately from the Group 13 metal containing compound and carboxylic acid; and wherein the mole ratio of carboxylic acid to Group 13 metal containing
10 compound is from 0.5 to less than 2.0.
2. The process of claim 1 wherein the carboxylic acid is represented by the formula: RCOOH wherein R is a hydrocarbyl radical having from 2 to 100 carbon atoms or hydrogen.
3. The process of claim 1 wherein the Group 13 containing compound is an
15 organoaluminum compound or organo-oxy aluminum compound.
4. The process of claim 1 wherein the carboxylic acid and the Group 13 metal containing compound form a reaction product represented by the formula:
20 $MQ_x(OOCR)_y$ where M is a Group 13 metal; Q is a halogen, a hydroxy, alkyl, alkoxy, aryloxy, siloxy, silane or sulfonate group; x is an integer from 0 to 3; y is an integer from 1 to 4; and the sum of x and y is equal to the valence of the metal M; and R is a hydrocarbyl radical having from 4 to 24 carbon atoms.
5. The composition of claim 4 wherein y is either 1 or 2, M is aluminum, Q is a hydroxy group.
6. The process of claim 1 wherein the process is a gas phase process and
25 the carboxylic acid is a stearic acid.
7. The process of claim 1 wherein the olefin(s) have from 2 to 20 carbon atoms.

8. A process for polymerizing olefin(s) in the absence of a carboxylic acid salt in a reactor in the presence of a catalyst system, the catalyst system comprising a metallocene catalyst compound comprising a Group 4 metal, a support, and an activator, the process including the steps of:

- 5 a) introducing a Group 13 metal containing compound to the reactor; and followed by
- b) introducing a carboxylic acid and catalyst system to the reactor, the carboxylic acid added separately from the catalyst system; and wherein the mole ratio of carboxylic acid to Group 13 metal containing compound is from 0.5 to less
- 10 than 2.0.

9. The process of claim 8 wherein the activator is a Group 13 metal containing compound.

10. The process of claim 8 wherein the carboxylic acid is introduced continuously or intermittently.

15 11. The process of claim 8 wherein the carboxylic acid is represented by the formula:



wherein R is a hydrocarbyl radical having from 2 to 100 carbon atoms or hydrogen.

20 12. A process for polymerizing one or more olefin(s) in the absence of a carboxylic acid salt in a reactor in the presence of a metallocene catalyst compound comprising a Group 4 metal; an inorganic oxide support; and a Group 13 containing metal compound, wherein a carboxylic acid is added to the reactor in an amount sufficient to substantially maintain the polymerization catalyst's

25 activity; wherein the catalyst compound is supported on the inorganic oxide to form a supported metallocene catalyst system, and wherein the supported metallocene catalyst system is added to the reactor separately from the Group 13 metal containing compound and carboxylic acid; and wherein the mole ratio of carboxylic acid to Group 13 metal containing compound is from 0.5 to less than

30 2.0.

13. The process of claim 12 wherein the reactor is a gas phase reactor.

14. The process of claim 12 wherein the Group 13 containing metal compound is an organoaluminum compound or an organo-oxy aluminum compound or a mixture thereof.

5 15. The process of claim 12 wherein the carboxylic acid is a stearic acid.

16. The process of any one of claims 1 to 15, wherein the Group 13 metal compound is added to the reactor prior to the addition of olefin(s).

17. The process of any one of claims 1 to 16, wherein the supported metallocene catalyst system further comprises an activator.

10

DATED this 4th day of January 2005

UNIVATION TECHNOLOGIES LLC

WATERMARK PATENT & TRADE MARK ATTORNEYS
GPO BOX 2512
PERTH WA 6001
AUSTRALIA

P21510AU00