

(12) PATENT
(19) AUSTRALIAN PATENT OFFICE

(11) Application No. AU 199936763 B2
(10) Patent No. 760617

(54) Title
Method for awarding variable bonus awards to gaming machines over
a network

(51)⁶ International Patent Classification(s)
G06F 017/60 G07F 017/34
A63F 009/22

(21) Application No: 199936763 (22) Application Date: 1999 . 06 . 25

(30) Priority Data

(31) Number	(32) Date	(33) Country
09/105981	1998 . 06 . 26	US

(43) Publication Date : 2000 . 01 . 13
(43) Publication Journal Date : 2000 . 01 . 13
(44) Accepted Journal Date : 2003 . 05 . 22

(71) Applicant(s)
Acres Gaming, Inc.

(72) Inventor(s)
John F. Acres

(74) Agent/Attorney
WRAY and ASSOCIATES, Level 4, The Quadrant, 1 William Street, PERTH
WA 6000

(56) Related Art
US 5655961
US 5611730
US 5603659

AUSTRALIA

Patents Act 1990

ORIGINAL

COMPLETE SPECIFICATION

STANDARD PATENT

Name of Applicant: ACRES GAMING, INC.

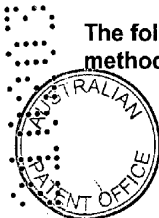
Actual Inventor JOHN F. ACRES

Address for service is: WRAY & ASSOCIATES
Level 4, The Quadrant
1 William Street
Perth, WA 6000

Attorney code: WR

Invention Title: "Method for Awarding Variable Bonus Awards to Gaming Machines
Over a Network."


The following statement is a full description of this invention, including the best
method of performing it known to me:-



METHOD FOR AWARDING VARIABLE BONUS AWARDS
TO GAMING MACHINES OVER A NETWORK

ABSTRACT OF THE DISCLOSURE

5 A method for awarding bonuses over a gaming network having a plurality of
gaming machines interconnected by a network. Play is allowed to occur on the
plurality of gaming machines. A bonus period is initiating for which a bonus-
triggering event (e.g. a winning combination) and an initial bonus amount is
determined. The reel combinations obtained from normal play over the machines
10 are detected and compared to the winning combination determined at the start of the
bonus period. A match of the combination obtained with the winning combination
initiates a bonus-triggering event that results in the bonus amount being paid out to
the gaming machine which had the winning combination. In a preferred
embodiment, the initial bonus amount is decremented over the bonus period so that
15 the bonus amount won is greater if the winning combination appears at the
beginning of the bonus period as opposed to near the end.



METHOD FOR AWARDING VARIABLE BONUS AWARDS
TO GAMING MACHINES OVER A NETWORK



5 FIELD OF THE INVENTION

This invention relates generally to electronic gaming machines interconnected by a computer network and more particularly to a method for varying and awarding bonuses to gaming machines over a gaming network.

10 BACKGROUND OF THE INVENTION

This specification refers to and describes content of US patents 5,655,961 and 6,319,125. However, neither the disclosures in those US patents nor the description contained herein of content of those US patents is to be taken as forming part of the
15 common general knowledge solely by virtue of the inclusion herein of the reference to and description of content of those US patents. Furthermore, this specification describes aspects of the operation of prior art gaming devices and networked gaming device systems, e.g. bonusing. However, neither such aspects of the operation of prior art gaming devices and networked gaming device systems nor the description
20 contained herein of such aspects of the operation of prior art gaming devices and networked gaming device systems is to be taken as forming part of the common general knowledge solely by virtue of the inclusion herein of reference to and description of such aspects of the operation of prior art gaming devices and networked gaming device systems.

25 Casinos typically include electronic gaming machines (EGMs) such as slot machines and video poker machines. Slot machines, for example, usually include three reels that each have a plurality of symbols printed thereon. After the player applies a wager to the machine, he or she starts play by triggering a switch that starts the reels
30 spinning. Each reel stops at a random position and thereby presents three symbols



one from each reel. Some combinations of symbols do not pay any jackpot. Others pay varying amounts according to predetermined combinations that appear in a pay table displayed on the machine and stored in the gaming machine's programmable read-on memory (PROM).

- 5 More recently, multiple gaming machines have been linked together into groups of machines that share the same bonus pool. A simple example of such a system is progressive video poker in which players play the primary poker game on one of a plurality of gaming machines grouped together on the casino floor. A coin-in counter, linked to all machines sharing the progressive pool, counts the total
- 10 amount of money played in the group of machines and advances the progressive bonus pool accordingly. For instance, the casino can choose to set aside 5% of all money played on the group of video poker machines to the bonus pool. The amount of the pool is displayed on a large LED display and is incremented as money is played. This amount is awarded automatically as a bonus should a player on one of
- 15 the video poker machines receive a designated winning hand such as a royal flush.

2
3
4

5
6
7
8

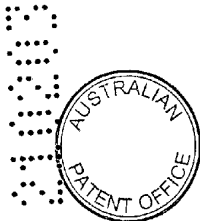



After the bonus is awarded, the bonus pool is seeded with a nominal amount that is further incremented as described above.

5 The advantage of the progressive system is that the bonus pools from individual machines can be pooled to form larger awards which in turn attracts more players. When taken to the extreme, progressive bonuses can be pooled together not only from machines in different areas of the casino, but from different casinos in different states. More complex examples for bonusing are implemented using bonus servers over a network, such as disclosed, for example, in US patent No. 6,319,125 ("the '125 patent") and assigned to the Assignee of the present application. U.S. 10 Patent No. 5,655,961 ("the '961 patent"), also assigned to the Assignee of the present application, also discloses bonuses that can be implemented by bonus servers over a network.

Bonusing on gaming machines also occurs for fixed amounts during all times on which the gaming machine is played. The pay table represented in FIG. 6 shows 15 such a bonus. Referring to the top of the pay table in FIG. 6, the top jackpot award (shown as a pot on each reel) pays two thousand for a one coin bet, four thousand for a two coin bet and ten thousand for a three coin bet. The fixed bonus then, operative during all pulls of the gaming machine, yields an extra four thousand coins over and above the expected six thousand coin jackpot for a three coin bet. Such a system 20 would not act to increase short-term gameplay since the bonus would always be active, and would either increase (as in the case of progressive jackpots) or stay fixed (as dictated by the pay table). In the case of progressive jackpots, in fact, it might hinder short term game play since the player might wait to play the game until the progressive jackpot rises over a certain amount.

25 Accordingly, a need remains for an bonusing system which increases play at gaming machines coupled over a network



SUMMARY OF THE INVENTION

In accordance with a first aspect of the present invention, there is provided a method for awarding bonuses over a gaming network having a plurality of gaming machines interconnected by a computer network, the method comprising the steps of:


- allowing play to occur on a plurality of gaming machines;
- initiating a bonus period;
- determining a bonus-triggering event;
- 10 determining an initial bonus amount;
- adjusting the initial bonus amount over the bonus period to yield an adjusted bonus amount;
- detecting the bonus-triggering event during the bonus period; and
- 15 paying out the adjusted bonus amount responsive to the bonus-triggering event.

Preferably, the step of adjusting the initial bonus amount comprises the step of decrementing the bonus amount over time during the bonus period.

20 Preferably, the method further comprises:

- setting aside a predetermined percentage of amounts wagered on each of the gaming machines into a progressive jackpot; and
- apportioning a randomly determined portion of the progressive jackpot to the initial bonus amount.

25 Preferably, the method further comprises the step of randomly establishing a triggering event from one of a plurality of triggering events concurrent with the step of initiating a bonus period.



Preferably, the bonus period is initiated responsive to a predetermined number of plays on the plurality of gaming machines.

In one alternative, however, when a progressive jackpot is operating, the bonus
5 period may be initiated when the progressive jackpot reaches a selected level.

Preferably, the bonus period is for a predetermined amount of time.


Alternatively, the bonus period is for a predetermined amount of plays on the
10 gaming machines.

Preferably, the method further comprises the steps of:

determining an amount wagered for each play on the gaming machines; and
awarding the adjusted bonus amount only if the amount wagered on a
15 gaming machine just prior to the triggering event was at least a minimum amount.

Preferably, the bonus-triggering event is a selected reel combination on one of the gaming machines.

20 When the bonus-triggering event is a selected reel combination on one of the gaming machines, the method preferably further comprises:



displaying the selected reel combination during the bonus period; and
displaying the adjusted amount.

25

When the selected reel combination is displayed during the bonus period, the method preferably further comprises:

displaying the selected reel combination within a balloon rendered on a video

30 monitor;



moving the balloon and displayed reel combination across a video monitor;
and

ending the bonus period when the balloon and displayed reel combination
moves off the video monitor.

5

Preferably, the bonus-triggering event is a selected initiator symbol on one of the
gaming machines.

In accordance with a second aspect of the present invention, there is provided a
10 method for enabling play on a gaming machine comprising the steps of:

allowing play to occur on the gaming machine, said gaming machine having
a pay table associated therewith;

awarding to a user of the gaming machine a normal award responsive to the
pay table;

15

initiating a bonus period;

determining an initial bonus amount and a bonus-triggering event;

decrementing the initial bonus amount over time to yield an adjusted bonus
amount;

detecting a bonus-triggering event over the bonus period; and

20

awarding to a user of the gaming machine the adjusted bonus amount over
and above the normal award responsive to the detected bonus-triggering event.


Preferably, the aforesaid method further comprises the step of ending the bonus
period after detecting a bonus-triggering event.

25

One advantage of the present invention is that it may give players the
opportunity to hit large jackpots from the base progressive more frequently, by
awarding more common reel combinations during specific times. It also precipitates
a sense of urgency, since the smaller jackpots begin decrementing immediately,

30

which may result in faster play.



BRIEF DESCRIPTION OF THE DRAWINGS

The present invention will now be described, by way of example, with reference to the accompanying drawings, in which:

5

FIG. 1 is a schematic diagram of an embodiment of an electronic gaming machine, in the form of a slot machine, and associated hardware in which may be implemented a method in accordance with the present invention.

10 FIG. 2 is a schematic diagram of a plurality of the electronic gaming machines shown in FIG. 1 interconnected by a computer network for implementing a method in accordance with a preferred embodiment of the present invention.

FIG. 3 is a flow chart that depicts the operation of the FIG. 2 network in accordance with an embodiment of a method of the present invention.

15 FIG. 4 is a time line illustrating the decrementing value of an exemplary temporary jackpot active within a bonus period according to a preferred embodiment of the invention.

FIG. 5 is a exemplary time line illustrating multiple temporary jackpots active over differing periods of play on the gaming machine network of FIG. 2.

FIG. 6 is an exemplary pay table of the gaming machine of FIG. 1.

20

DETAILED DESCRIPTION




FIG. 1 is a highly schematic representation of an electronic slot machine 10, which is typical of each of the primary electronic game machines (EGM) linked to the gaming network of FIG. 2. Each of the EGMs incorporate network communications hardware as described hereinafter. This hardware is described in 25 the '961 patent, and is referred to therein as a data communications node (DCN). Preferably, the network communications hardware is like that disclosed in the '125 patent, which is referred to therein as a machine communication interface.



30 The EGM as shown in FIG. 1 includes a slot game that is configured to operate as described below. Included in EGM 10 are three reels, indicated generally at 12. Each reel includes a plurality of different symbols thereon. The reels spin




independently in response to player input, such as by depressing button 14 after a wager is made, and stop spinning to present a randomly determined combination of symbols. Payouts in periods of normal play are made automatically in accordance with a pay table stored in memory in the slot machine 10.

5 FIG. 6 comprises an example of a pay table that can be applicable to EGM 10. The first three columns depict different combinations of symbols on the reels. The fourth column of FIG. 6 indicates the amount won on a single coin wager when the combination of symbols in the first three columns appears after the reels spin. Columns five and six indicate the amount won when two and three coins, respectively, are wagered. A wager of three coins on a gaming machine having the pay table shown in FIG. 6 is considered the "maximum wager" for purposes of awarding a bonus according to a preferred aspect of the invention as discussed further below. Any combination of reel symbols other than those shown in FIG. 6 does not normally result in a payment to the player. It is understood, however, that a
15 bonus amount can be awarded according to the temporary bonusing method of the present invention for combinations which do not appear on the pay table if the combination is selected as the bonus-triggering event by means described below. Such a combination can, for instance, be an occurrence of a particular bonus initiator symbol within the reel combination that causes the triggering event.

20 For regulator reasons, this pay table cannot be changed in certain jurisdictions. Instead, the pay table must be fixed and any change to the pay table must be to the player's benefit so that any extra award would be payable as a bonus over and above the normal amount. As used herein, any award paid above and beyond the normal amount indicated by the pay table is referred to as a "bonus".
25 Such would be the case of an "enhanced pay table" which is stored in memory on the gaming machine but is only active during certain bonus periods.

 The network communications hardware of gaming machine 10 preferably comprises a machine communication interface or data communications node (DCN) 16 as set forth in the '125 patent. DCN 16 facilitates communication between the
30 network, via connection 18, and microprocessor 20, which controls the operation of EGM 10. This communication occurs via a serial port 22 on the microprocessor to




which DCN 16 is connected. Microprocessor 20 is also connected to a memory, such as programmable read only memory (PROM) 24, which includes a preset pay table for the primary game.

Each electronic gaming machine in the network preferably includes a player-tracking module 26. The player tracker module 26 can include a card reader (not shown) that reads a player-tracking card issued by the casino to individual players who choose to have such a card. The card reader and player-tracking card are known in the art, as are player tracking systems, examples being disclosed in the '961 patent and '125 patent.

Briefly summarizing such a system, a player registers with the casino prior to commencing gaming. The casino issues a unique player-tracking card to the player and opens a corresponding player account that is stored on auditing database 48 (in FIG. 2) in an accounting system. The account includes the player's name and mailing address and perhaps other information of interest to the casino in connection with marketing efforts. Prior to playing one of the EGMs in FIG. 1, the player inserts his casino-issued card into the reader thus permitting the accounting system to track player activity, such as amounts wagered and won and rate of play. This information can then be used to offer complementary items or services to the player according to the total amount wagered in order to encourage the player to continue playing at the casino. Such a player tracker system is not required for the practice of the present invention since, as shown below, bonus amounts from the bonusing system prescribed by the present invention are awarded to the machines themselves rather than the individuals playing the machines. However, it is understood that such player tracking can be included to award the bonus directly to the individual's account at the casino during cashless play.

Also included in the slot machine 10 are audio/visual outputs, such as a display 28, speaker 30 and flasher 32. The slot machine also includes an input device, such as player actuated button 14. Button 14 is configured to initiate the spinning of the reels of the slot machine game through spin control button 34. The DCN 16 facilitates communication between the network and these elements to provide an interactive experience for the player.



The player display 28 is preferably a vacuum fluorescent display (VFD) known in the art which operates to display to a player on a respective gaming machine a preestablished message responsive to the state of the gaming machine and is controlled by a bonusing computer 38 (FIG. 2). Examples of messages that can be displayed on display 28 include the name of the player (if the player tracking system is used) as well as the number of credits or coins available for play. Further messages such as "Bonus Time!" could also be displayed on each machine within display 28 to indicate that the temporary bonus period is active according to the bonusing method of the present invention.


10 FIG. 2 shows one embodiment of the present invention implemented in a stand-alone network 36. Such a network is capable of existing by itself on a casino floor and need not be hardwired to other types of gaming machines throughout the casino. It is understood, however, that the system described below can be implemented into a networked system as described in the '961 patent and the '125 patent.

15 Preferably, however, the gaming machines should have identical reels and pay tables so that each machine in a multiple gaming machine embodiment has an equal chance of hitting a bonus combination as described below.

Similarly, it is understood that the bonusing scheme of the present invention can be implemented in a single gaming machine. In this later case, the vacuum fluorescent display 28 can show the reel combination or poker hand comprising the bonus-triggering event as well as the bonus amount available for obtaining such a combination.

The stand-alone system includes a plurality of gaming machines 10 coupled to a secondary game controller or stand-alone bonusing computer (SBS) 38 which





controls the operation of the secondary and tertiary games. Included in the network 36 is a dedicated animation computer 40 which drives a large video display 42 according to animation states communicated to it via SBS 38, speakers 44 synchronized with the animation state, and a wireless data port 46 for communicating accounting data to an auditing database 48. Because of space considerations in most gaming casinos where the present bonusing scheme would be used, the video display used should take up as little depth as possible. Accordingly, it is preferred that flat panel monitors be used such as the plasma display panel manufactured by Fujitsu under their Plasmatron™ label.

10 The animation computer 40 can be any medium-powered computer such as one having an Intel Pentium II 266 processor, 256MB SDRAM, a Matrox Millennium II 4MB graphics card, CD ROM drive, 4GB hard drive, and sound card. Gaming regulations typically require that modifiable media (e.g., hard-drive, flash BIOS, etc.) should have no impact on the outcome of the game. As the animation computer 15 has these elements, the animation computer is configured to display a state (such as the drifting bonus balloons illustrated in FIG. 4) as defined by the bonusing computer 38. It is understood, however, that as processing speed increases and computers become more powerful, it is foreseen that responsibilities for such animation can be accomplished by the processor in the bonusing computer or other 20 devices on the network.

The bonusing computer 38 provides the central control mechanism for the stand-alone system. Communication with the various components of the stand-alone system 36 is described below.

25 Play on each of the gaming machines determines the operating parameters of the machines. Exemplary parameters include: the reel combination obtained, the rate of play on the machine, the total coins played, whether a maximum bet has been made, etc. These operating parameters are collected and sent through the network to the SBS 38 via each gaming machine's data control node 16. The SBS 38 collects

this data and compares them to preestablished criteria to determine whether a bonus-triggering event occurs.

FIG. 3 is a flow diagram showing the steps for bonusing the gaming machines of FIGs. 1 and 2 according to a preferred embodiment of the invention. A player starts play by inserting coins in one of the gaming machines 10 (step 50). The number of coins played is communicated through the gaming machine's DCN 16. The progressive meter is then advanced (step 52) according to a user configurable percentage of the amount played. If no bonus period is active (step 54), the player operates the gaming machine normally by activating button 14 which spins the reels (step 56) to thereby present a randomly determined combination of symbols. The combination obtained is compared to the pay table -- such as the one shown in FIG. 6 and stored in PROM 24 -- and the player is awarded money or credits (step 58) as applicable. The game then ends (step 60) and the player can choose to cash out, insert more coins, or play from credits stored at the gaming machine.

If a bonus period is active, the bonusing computer 38, coupling the gaming machines 10 together over the network, determines a bonus amount and bonus-triggering event in step 62. This step occurs only once during any one bonus period. Thereafter, the winning combination is maintained and the bonus amount is adjusted as described below with reference to FIG. 4.

The bonus amount and bonus-triggering event (i.e., the winning reel combination for the bonus amount) are preferably decided in a two step decision. The first decision is to select the Pay Line that is required to win the bonus from one of the pay lines listed in the pay table of FIG. 6. In its most preferred embodiment, the pay line chosen is one of the more common combinations (such as BAR-BAR-BAR) to make it more likely that one would win the temporary bonus and add more excitement for the players. The second decision is to select the initial bonus amount associated with that Pay Line. The initial bonus amount can be determined by any method without limiting the practice of the bonusing method of the present

invention. For instance, the initial bonus amount could be a randomly selected number, a multiplier bonus above and beyond the pay table award, a percentage of the progressive jackpot, or any combination therebetween.

After the initial bonus amount and bonus-triggering events are determined in
5 step 62, the player operates the gaming machine normally by pressing the spin
button 14 (FIG. 1). In slot machines, the reels spin (step 64) responsive to the
pressing of the spin button and a combination of symbols from the machine reels is
presented. The reel combination obtained is transmitted to the bonusing computer
38 (FIG. 2) which is then compared in step 66 to the winning bonus combination
10 determined in an earlier process. If, during the bonus period, the reel combination
matches the winning bonus combination, then a bonus-triggering event occurs
whereupon the bonus amount is paid in step 68 to the credit meter of the gaming
machine that obtained the combination. The display 28 (FIG. 1) of the particular
gaming machine can display a message indicating that the player has won the bonus.
15 Whether or not any bonus is paid, the combination obtained is compared to the pay
table in the normal fashion (step 58) to determine whether a regular award is
applicable.

The length of the bonus period, within which the bonus amount can be won
by obtaining the particular winning bonus combination, is a predetermined length of
20 time subject to the following caveat: if the winning combination is obtained during
any portion of the bonus period, then the bonus amount is paid out and the bonus
period ends. In a preferred aspect of the bonusing scheme, the initial bonus award is
adjusted during the bonus period to alter its value. Most preferably, the initial bonus
amount is continuously decremented as shown in step 70 of FIG. 3.

25 FIG. 4 illustrates a time line over which the bonus is decremented. The
bonus period runs for an amount of time determined at the beginning of the bonus
period. The time can be either some randomly generated time period, a time period
stored in some lookup table stored on the bonusing computer, or after a certain



number of games. Though it is preferred that the bonus period ends after a bonus-triggering event occurs, it is possible to continue the bonus period until the originally determined time period expires.

FIG. 4 shows the winning reel combination for the bonus-triggering event to be BAR-BAR-BAR which is a relatively common jackpot combination compared to some of the other jackpot awards listed in the FIG. 6 pay table. The winning combination is shown illustrated in an animated balloon 72 that shows the initial bonus amount as two hundred. As the bonus period runs, the bonus amount is decremented so that it is at one hundred at the midway point and at fifteen near the expiration of the bonus period. For instance, if the bonus period is slated to run for 100 seconds, then the initial bonus can be reduced by two dollars per second until the bonus period ends.

The animated balloon is a preferred theme for conveying the transitory nature of the award. For instance, when a bonus amount and winning combination for the bonus is determined, the animation computer 40 (FIG. 2) can be instructed by the bonusing computer 38 to generate the image of a balloon on the video display 42 with the combination for and amount of the award prominently displayed within the balloon. Another parameter, the length of the bonus period, can be used by the bonusing computer to calculate the speed at which the bonus amount is decremented and/or the speed at which the balloon drifts across the width of the video display 42. The bonus period then ends when: the bonus is won by obtaining a winning combination, when the bonus amount goes to zero, or when the balloon disappears off the side of the video display.

FIG. 5 shows a time-line over which multiple bonus periods can be active according to an alternate embodiment of the bonusing scheme of the present invention. The points along the time-line are: the end of the first bonus period 74, the start of the second bonus period 76, the start of the third bonus period 78, the end of the second bonus period 80, the start of the fourth bonus period 82, the end of the



third bonus period 84 and the end of the fourth bonus period 86. Bar 88 shows the length of time over which the second bonus period is active, absent a bonus-triggering event (BAR-BAR-BAR). Bar 90 shows the length of time over which the third bonus period (where ANY 7 - ANY 7 - ANY 7 is the winning combination) is active. Finally, bar 92 shows the length of time over which the fourth bonus period is active (where ANY ONE CHERRY is the winning combination). As can be seen from the time-line, there is no bonus period between time 74 and time 76 and after time 86 but there are two concurrently running bonus periods between time 78 and 80 and between time 82 and 84.

In the progressive concept of the present invention, a base progressive for a machine's top award is used to float smaller jackpots to players who hit certain combinations at the predetermined time. When the smaller jackpot "jumps" on the screen for a more common reel combination (e.g. Bar-Bar-Bar) the amount (funded by the base progressive) decrements until it is hit, or it is gone. The advantage of this concept is that it gives players the opportunity to hit large jackpots from the base progressive more frequently, by awarding more common reel combinations during specific times. It also precipitates a sense of urgency, since the smaller jackpots begin decrementing immediately, resulting in faster play.

Having described and illustrated the principles of the invention in a preferred embodiment thereof, it should be apparent that the invention can be modified in arrangement and detail without departing from such principles. I claim all modifications and variation coming within the spirit and scope of the following claims.

Modifications and variations such as would be apparent to a skilled addressee are deemed to be within the scope of the present invention.

Throughout this specification, unless the context requires otherwise, the word "comprise", or variations such as "comprises" or "comprising", will be understood
5 to imply the inclusion of a stated integer or group of integers but not the exclusion of any other integer or group of integers.

5


6

7

8

The claims defining the invention are as follows:

1. A method for awarding bonuses over a gaming network having a plurality of gaming machines interconnected by a computer network, the method comprising the steps of:
- 5 allowing play to occur on a plurality of gaming machines;
initiating a bonus period;
determining a bonus-triggering event;
determining an initial bonus amount;
10 adjusting the initial bonus amount over the bonus period to yield an adjusted bonus amount;
detecting the bonus-triggering event during the bonus period; and
paying out the adjusted bonus amount responsive to the bonus-triggering event.
- 15
2. The method of claim 1, wherein the step of adjusting the initial bonus amount comprises the step of decrementing the bonus amount over time during the bonus period.
- 20
3. The method of claim 1 or 2, further comprising:
setting aside a predetermined percentage of amounts wagered on each of the gaming machines into a progressive jackpot; and
apportioning a randomly determined portion of the progressive jackpot to the initial bonus amount.
- 25
4. The method of any one of claims 1 to 3 further comprising the step of randomly establishing a triggering event from one of a plurality of triggering events concurrent with the step of initiating a bonus period.



5. The method of any one of claims 1 to 4, wherein the bonus period is initiated responsive to a predetermined number of plays on the plurality of gaming machines.

5 6. The method of claim 3, or claim 4 when appended directly or indirectly to claim 3, wherein the bonus period is initiated when the progressive jackpot reaches a selected level.

7. The method of any one of claims 1 to 6, wherein the bonus period is
10 for a predetermined amount of time.


8. The method of any one of claims 1 to 6, wherein the bonus period is for a predetermined amount of plays on the gaming machines.

15 9. The method of any one of claims 1 to 8, further comprising the steps of:

determining an amount wagered for each play on the gaming machines; and
awarding the adjusted bonus amount only if the amount wagered on a
gaming machine just prior to the triggering event was at least a minimum amount.

20

10. The method of any one of claims 1 to 9, wherein the bonus-triggering event is a selected reel combination on one of the gaming machines.



11. The method of claim 10, further comprising:


25

displaying the selected reel combination during the bonus period; and
displaying the adjusted bonus amount.

12. The method of claim 10 or 11, further comprising:

30

displaying the selected reel combination within a balloon rendered on a video
monitor;



moving the balloon and displayed selected reel combination across a video monitor; and

ending the bonus period when the balloon and displayed selected reel combination moves off the video monitor.

5

13. The method of any one of claims 1 to 9, wherein the bonus-triggering event is a selected initiator symbol on one of the gaming machines.

14. A method for enabling play on a gaming machine comprising the steps of:

allowing play to occur on the gaming machine, said gaming machine having a pay table associated therewith;

awarding to a user of the gaming machine a normal award responsive to the pay table;

15 initiating a bonus period;

determining an initial bonus amount and a bonus-triggering event;

decrementing the initial bonus amount over time to yield an adjusted bonus amount;

detecting a bonus-triggering event over the bonus period; and

20 awarding to a user of the gaming machine the adjusted bonus amount over and above the normal award responsive to the detected bonus-triggering event.

15. The method of claim 14, further comprising the step of ending the bonus period after detecting a bonus-triggering event.

25

16. A method for awarding bonuses over a gaming network having a plurality of gaming machines interconnected by a computer network substantially as hereinbefore described with reference to the accompanying drawings.

30

17. A method for enabling play on a gaming machine substantially as hereinbefore described with reference to the accompanying drawings.



Dated this Twenty First day of February 2003

ACRES GAMING, INC.

Applicant

5 Wray & Associates
Perth, Western Australia
Patent Attorneys for the Applicant.

2003

2003



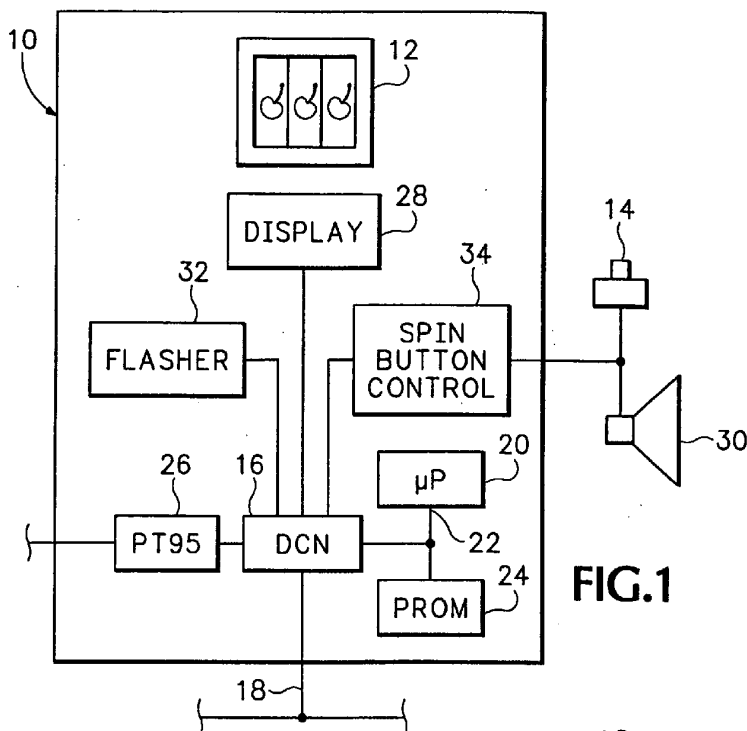


FIG. 1

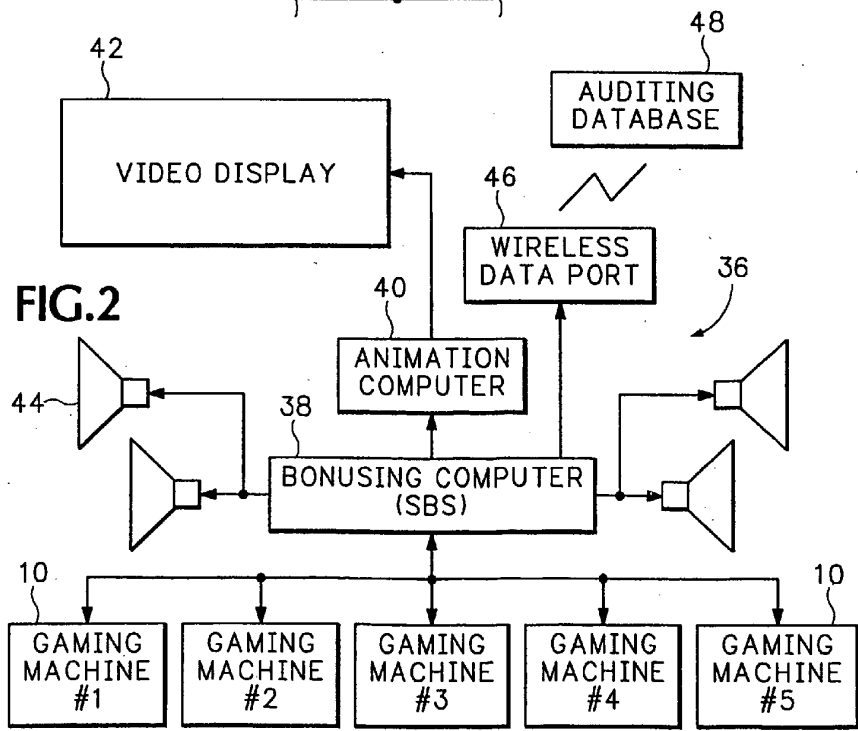


FIG. 2



35 08 99 39:00

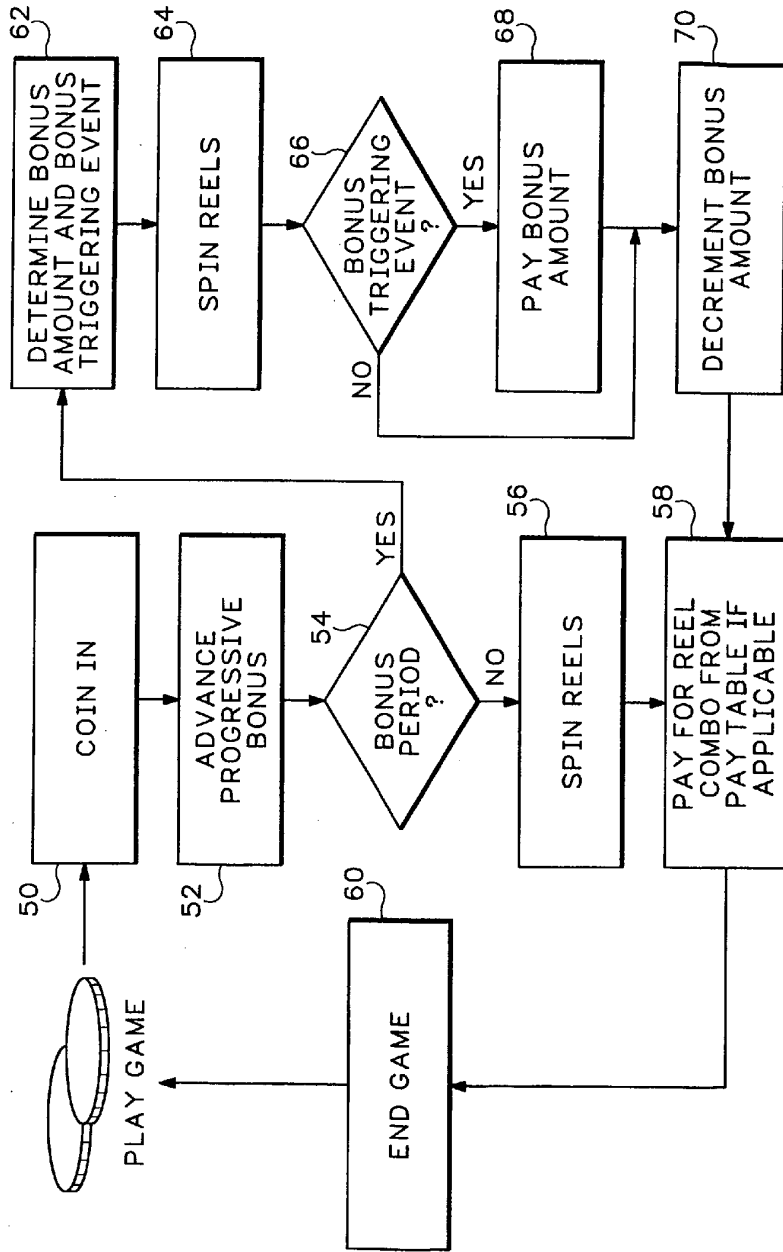


FIG. 3

05 06 09 38700

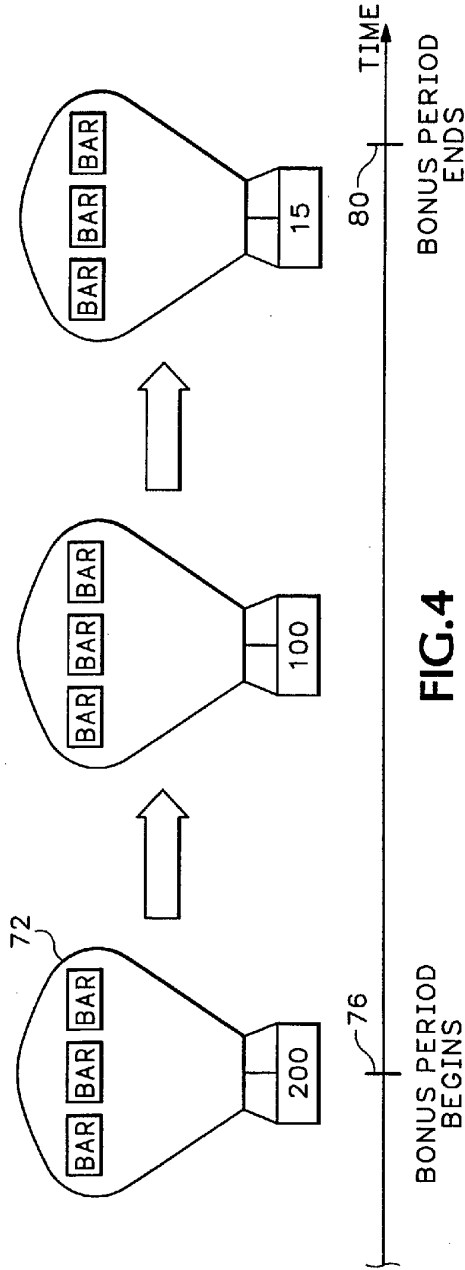


FIG. 4

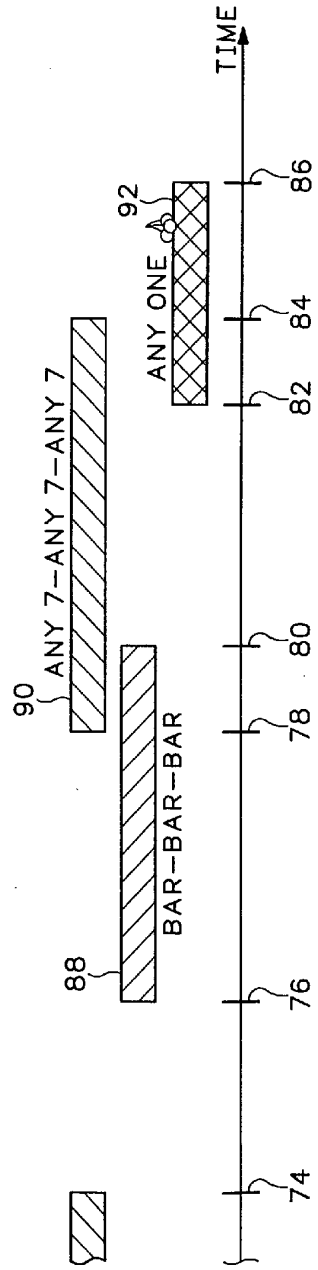


FIG. 5

			4/4	1ST COIN	2ND COIN	3RD COIN
				2000	4000	10000
7	7	7		400	800	1200
7	7	7		200	400	600
7	7	7		150	300	450
7	7	7		100	200	300
ANY 7	ANY 7	ANY 7		50	100	150
	BAR BAR			50	100	150
				40	80	150
BAR BAR	BAR BAR	BAR BAR		25	50	75
ANY RED	ANY WHITE	ANY BLUE		20	40	60
				10	20	30
ANY BAR	ANY BAR	ANY BAR		5	10	15
ANY	TWO			5	10	15
ANY RED	ANY RED	ANY RED		2	4	6
ANY WHITE	ANY WHITE	ANY WHITE		2	4	6
ANY BLUE	ANY BLUE	ANY BLUE		2	4	6
ANY	ONE			2	4	6
BLANK	BLANK	BLANK		1	2	3

FIG.6