



US00D908330S

(12) **United States Design Patent**
Hong et al.

(10) **Patent No.:** **US D908,330 S**
(45) **Date of Patent:** **** Jan. 26, 2021**

- (54) **SHOE**
- (71) Applicant: **NIKE, Inc.**, Beaverton, OR (US)
- (72) Inventors: **Jin Hong**, Portland, OR (US); **Morgan Stauffer**, Portland, OR (US)
- (73) Assignee: **NIKE, Inc.**, Beaverton, OR (US)
- (**) Term: **15 Years**
- (21) Appl. No.: **29/697,863**
- (22) Filed: **Jul. 11, 2019**
- (51) **LOC (13) Cl.** **02-04**
- (52) **U.S. Cl.**
USPC **D2/953; D2/951**
- (58) **Field of Classification Search**
USPC D2/902, 906, 908, 916, 918, 925,
D2/946–962, 972, 977; 36/3 B, 22 R,
36/24.5, 25 R, 28, 32 R, 34 R, 59 C,
36/67 A, 103
CPC A43B 13/00; A43B 13/02; A43B 13/023;
A43B 13/026; A43B 13/04; A43B 13/08;
A43B 13/10; A43B 13/12; A43B 13/14;
A43B 13/141; A43B 13/143; A43B
13/16; A43B 13/18; A43B 13/181; A43B
13/187; A43B 13/189; A43B 13/20; A43B
13/22; A43B 13/223; A43B 13/24; A43B
13/28; A43B 13/30; A43B 13/32; A43B
13/34; A43B 13/36
See application file for complete search history.

- 5,325,611 A * 7/1994 Dyer A43B 13/12
36/27
- 5,371,957 A * 12/1994 Gaudio A43B 11/00
36/45
- 5,625,964 A * 5/1997 Lyden A43B 13/20
36/114
- D402,447 S * 12/1998 Munns D2/953
- 5,915,820 A * 6/1999 Kraeuter A43B 5/00
36/102
- 6,018,889 A * 2/2000 Friton A43B 13/26
36/25 R
- 6,237,251 B1 * 5/2001 Litchfield A43B 1/0072
36/114
- D481,200 S * 10/2003 Belley D2/947
- D489,880 S * 5/2004 McClaskie D2/951
- D504,998 S * 5/2005 McClaskie D2/951
- D547,534 S * 7/2007 Schindler D2/961
- D571,087 S * 6/2008 Dillenbeck D2/947
- D571,986 S * 7/2008 Horton D2/947
- D574,134 S * 8/2008 Petrie D2/951
- D590,586 S * 4/2009 Harlow D2/951
- D594,193 S * 6/2009 Duffy D2/951
- 8,333,024 B2 * 12/2012 Fallow A43B 13/223
36/102

(Continued)

Primary Examiner — T Chase Nelson
(74) *Attorney, Agent, or Firm* — Banner & Witcoff, Ltd.

(57) **CLAIM**

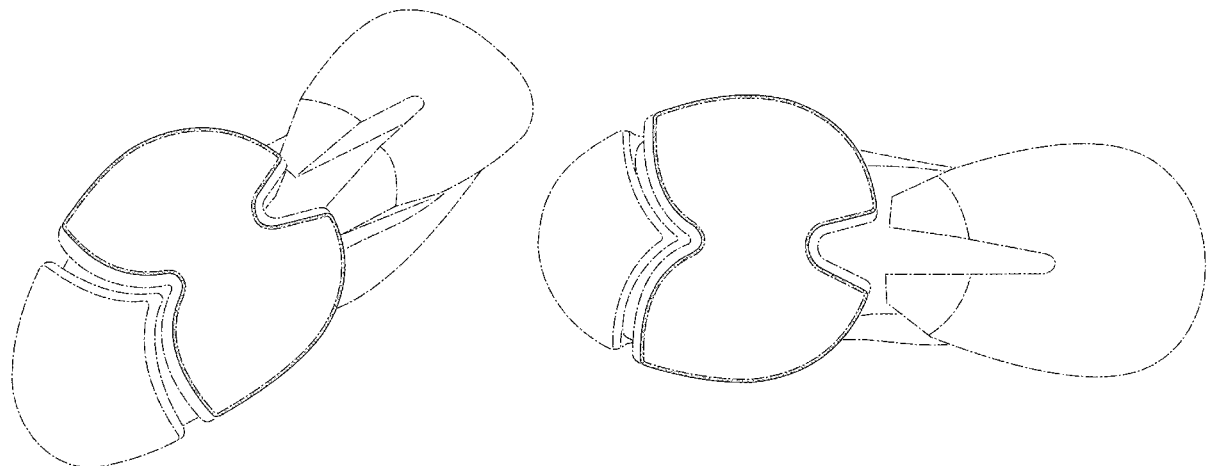
The ornamental design for a shoe, as shown and described.

DESCRIPTION

FIG. 1 is a front perspective view of a shoe showing our new design; FIG. 2 is a bottom view thereof; and, FIG. 3 is a rear perspective view thereof. The broken line immediately adjacent to the internal perimeter of the shaded area defines the internal bounds of the claimed design and forms no part thereof. The broken lines depicting the remainder of the shoe show features that form no part of the claimed design.

1 Claim, 3 Drawing Sheets

- (56) **References Cited**
U.S. PATENT DOCUMENTS
4,096,649 A * 6/1978 Saurwein A43B 13/223
36/32 R
D323,740 S * 2/1992 Mitsui D2/959
D341,025 S * 11/1993 Avar D2/953



(56)

References Cited

U.S. PATENT DOCUMENTS

D728,909 S *	5/2015	Kenney	D2/948	2007/0022631 A1 *	2/2007	Ho	A43B 13/181
D775,460 S *	1/2017	Raysse	D2/953					36/29
9,687,043 B2 *	6/2017	Kenney	A43B 3/0068	2007/0023955 A1 *	2/2007	Ho	A43B 13/12
D799,178 S *	10/2017	James	D2/947					264/244
D805,745 S *	12/2017	Link	D2/951	2010/0122472 A1 *	5/2010	Wilson, III	A43B 3/0052
D812,875 S *	3/2018	Petrie	D2/953					36/88
D822,350 S *	7/2018	Shyllon	D2/953	2010/0170106 A1 *	7/2010	Brewer	A43B 13/187
D872,434 S *	1/2020	Young	D2/951					36/28
D872,435 S *	1/2020	Jones	D2/953	2010/0281716 A1 *	11/2010	Luthi	A43B 13/143
D885,022 S *	5/2020	Ochipa	D2/947					36/30 R
D885,030 S *	5/2020	Kosenick	D2/959	2012/0023784 A1 *	2/2012	Goldston	A43B 3/0031
D893,146 S *	8/2020	Lee	D2/953					36/137
2002/0017036 A1 *	2/2002	Berger	A43B 13/186	2013/0031804 A1 *	2/2013	Abshire	A43B 7/145
				36/3 B					36/103
2002/0121031 A1 *	9/2002	Smith	A43B 7/1415	2014/0059883 A1 *	3/2014	Adeagbo	A43B 13/04
				36/29					36/28
2003/0097767 A1 *	5/2003	Perkinson	A43B 13/20	2017/0202301 A1 *	7/2017	Amis	A43B 7/143
				36/29	2018/0125160 A1 *	5/2018	Dojan	A43B 13/122
					2019/0231026 A1 *	8/2019	Fujita	A43B 7/32

* cited by examiner

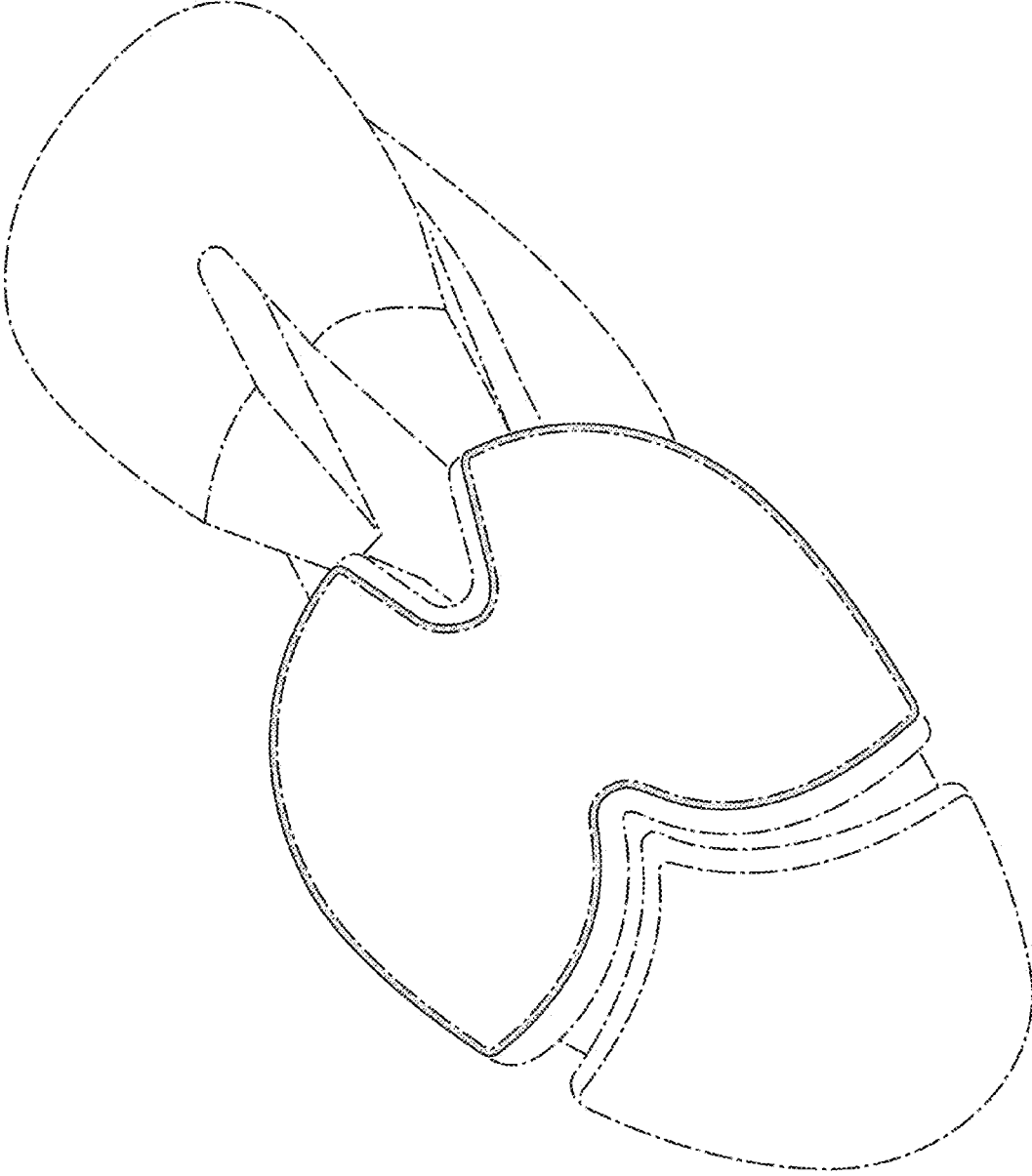


FIG. 1

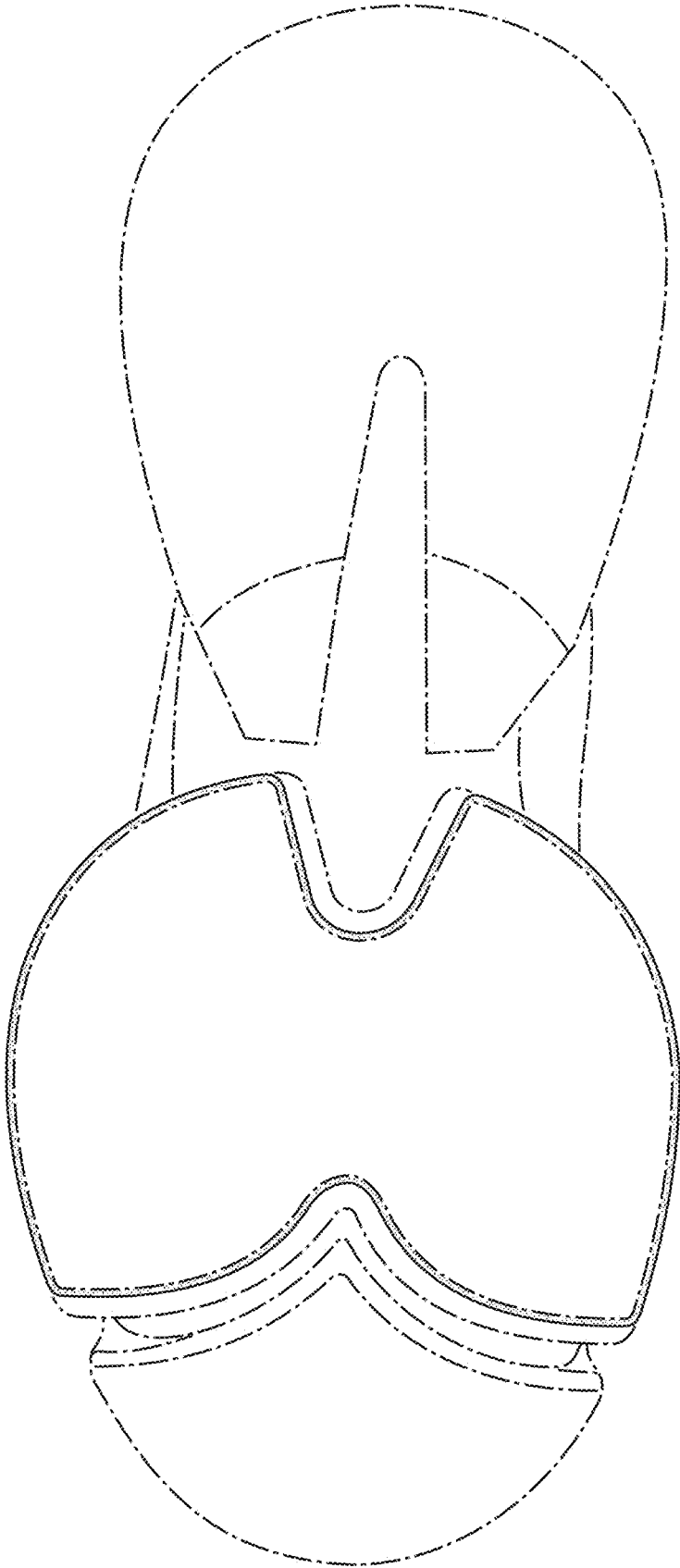


FIG. 2

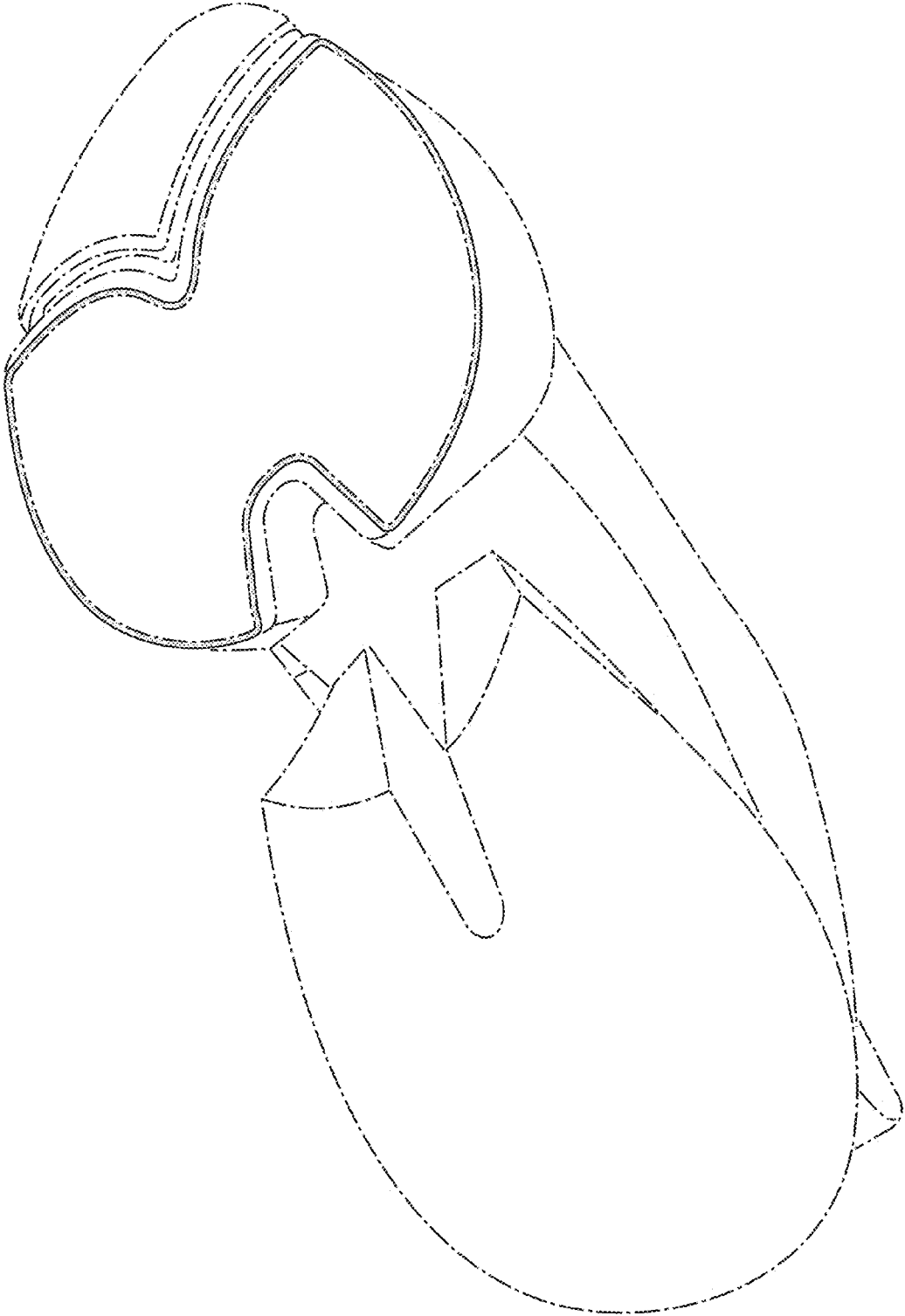


FIG. 3