



US 20050171172A1

(19) **United States**

(12) **Patent Application Publication**

Lai et al.

(10) **Pub. No.: US 2005/0171172 A1**

(43) **Pub. Date: Aug. 4, 2005**

(54) **AMIDE DERIVATIVES AS PDGFR MODULATORS**

(75) Inventors: **Andilij G. Lai**, San Diego, CA (US); **Shamal A. Mehta**, San Diego, CA (US); **Zdravko V. Milanov**, San Diego, CA (US); **Robert M. Grotzfeld**, Carlsbad, CA (US); **Hitesh K. Patel**, Encinitas, CA (US); **David J. Lockhart**, Del Mar, CA (US)

Correspondence Address:
WILSON SONSINI GOODRICH & ROSATI
650 PAGE MILL ROAD
PALO ALTO, CA 943041050

(73) Assignee: **Ambit Biosciences Corporation**

(21) Appl. No.: **10/989,823**

(22) Filed: **Nov. 15, 2004**

Related U.S. Application Data

(60) Provisional application No. 60/520,273, filed on Nov. 13, 2003. Provisional application No. 60/527,094, filed on Dec. 3, 2003. Provisional application No. 60/531,243, filed on Dec. 18, 2003. Provisional application No. 60/531,082, filed on Dec. 18, 2003.

Publication Classification

(51) **Int. Cl.⁷ A61K 31/42**
(52) **U.S. Cl. 514/378**

(57) **ABSTRACT**

The invention provides methods and compositions for treating conditions mediated by PDGFR wherein derivatives of amide compounds are employed. The invention also provides methods of using the compounds and/or compositions in the treatment of a variety of diseases and unwanted conditions in subjects.

AMIDE DERIVATIVES AS PDGFR MODULATORS

[0001] This application claims priority to U.S. Provisional Application No. 60/520,273, filed Nov. 13, 2003, U.S. Provisional Application No. 60/527,094, filed Dec. 3, 2003, U.S. Provisional Application No. 60/531,243, filed Dec. 18, 2003, and U.S. Provisional Application No. 60/531,082, filed Dec. 18, 2003, the contents of which are incorporated herein by reference in their entirety.

BACKGROUND

[0002] Protein kinases (PKs) play a role in signal transduction pathways regulating a number of cellular functions, such as cell growth, differentiation, and cell death. PKs are enzymes that catalyze the phosphorylation of hydroxy groups on tyrosine, serine and threonine residues of proteins, and can be conveniently broken down into two classes, the protein tyrosine kinases (PTKs) and the serine-threonine kinases (STKs). Growth factor receptors with PTK activity are known as receptor tyrosine kinases. Protein receptor tyrosine kinases are a family of tightly regulated enzymes, and the aberrant activation of various members of the family is one of the hallmarks of cancer. The protein-tyrosine kinase family, which includes *Bcr-Abl* tyrosine kinase, can be divided into subgroups that have similar structural organization and sequence similarity within the kinase domain. The members of the type III group of receptor tyrosine kinases include the platelet-derived growth factor (PDGF) receptors (PDGF receptors α and β), colony-stimulating factor (CSF-1) receptor (CSF-1R, *c-Fms*), FLT-3, and stem cell or steel factor receptor (*c-kit*). A more complete listing of the known Protein receptor tyrosine kinases subfamilies is described in Plowman et al., *DN&P*, 7(6):334-339 (1994), which is incorporated by reference, including any drawings, as if fully set forth herein. Furthermore, for a more detailed discussion of "non-receptor tyrosine kinases", see Bolen, *Oncogene*, 8:2025-2031 (1993), which is incorporated by reference, including any drawings, as if fully set forth herein.

[0003] Hematologic cancers, also known as hematologic or hematopoietic malignancies, are cancers of the blood or bone marrow; including leukemia and lymphoma. Acute myelogenous leukemia (AML) is a clonal hematopoietic stem cell leukemia that represents ~90% of all acute leukemias in adults. See e.g., Lowenberg et al., *N. Eng. J. Med.* 341:1051-62 (1999). While chemotherapy can result in complete remissions, the long term disease-free survival rate for AML is about 14% with about 7,400 deaths from AML each year in the United States. The single most commonly mutated gene in AML is FLT3 kinase. See e.g., Abu-Duhier et al., *Br. J. Haematol.* 111:190-05 (2000); Kiyoi et al., *Blood* 93:3074-80 (1999); Kottaridis et al., *Blood* 98:1752-59 (2001); Stirewalt et al., *Blood* 97:3589-95 (2001). Such mutations also indicate a poor prognosis for the patient.

[0004] The compounds provided by the present invention are urea derivatives of substituted aryls and hetroaryls, e.g., isoxazoles, pyrazoles and isothiazoles. Urea derivatives of pyrazoles have been reported to be selective p38 kinase inhibitors by Dumas, J., et al., *Bioorg. Medic. Chem. Lett.* 10:2051-2054 (2000). Oxazoles and isopyrazoles are suggested as blockers of cytokine production in WO 00/43384 published 27 Jul. 2000. Urea derivatives of isoxazole and pyrazoles are described as inhibitors of RAF kinase in WO

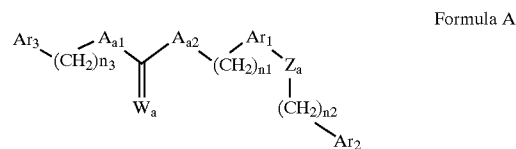
99/32106 published 1 Jul. 1999. Such compounds are also described as p38 kinase inhibitors by Dumas, J., et al., *Bioorg. Medic. Chem. Lett.* 10:2047-2050 (2000). These compounds are also suggested as p38 kinase inhibitors in PCT publication WO 99/32111 published 1 Jul. 1999.

[0005] There remains a need for additional compounds that are effective in inhibiting kinase activity. Given the complexities of signal transduction with the redundancy and crosstalk between various pathways, the identification of specific kinase inhibitors permits accurate targeting with limited inhibition of other pathways, thus reducing the toxicity of such inhibitory compounds.

SUMMARY OF THE INVENTION

[0006] The present invention provides compounds which modulate kinase activity, and in some embodiments inhibit protein tyrosine kinases or a specific kinase or kinase class. In some embodiments, the compositions and methods for treating and preventing conditions and diseases, such as cancer, hematologic malignancies, cardiovascular disease, inflammation or multiple sclerosis. The compounds of the invention can be delivered alone or in combination with additional agents, and are used for the treatment and/or prevention of conditions and diseases. As used throughout the specification, unless otherwise stated, each of the substituents is as previously defined.

[0007] Provided herein are compositions and methods for treating a disease comprising administering to a subject in need thereof an effective amount of a PDGFR modulating compound having the structure:



[0008] wherein:

[0009] (a) A_{a1} is $N-R_{3a}$ or $C-R_{(3a)_2}$ and A_{a2} is $N-R_{3a}$ or $C-R_{(3a)_2}$, wherein one of A_{a1} or A_{a2} is N and one is C wherein each R_{3a} is independently a suitable substituent selected from hydrogen, or an alkyl, alkenyl, heteroalkyl, haloalkyl, alkynyl, aryl, cycloalkyl, heterocycloalkyl, heteroaryl group unsubstituted or substituted with one or more suitable substituents independently selected from the group consisting of: halogens; $-CN$; and $-NO_2$; and alkyl, alkenyl, heteroalkyl, haloalkyl, alkynyl, aryl, cycloalkyl, heterocycloalkyl, heteroaryl, $-(CH_2)_zCN$ where z is a whole integer, preferably from 0 to 4, $=NH$, $-NHOH$, $-OH$, $-C(O)H$, $-OC(O)H$, $-C(O)OH$, $-OC(O)OH$, $-OC(O)OC(O)H$, $-OOH$, $-C(NH)NH_2$, $-NHC(NH)NH_2$, $-C(S)NH_2$, $-NHC(S)NH_2$, $-NHC(O)NH_2$, $-S(O)_2H$, $-S(O)H$, $-NH_2$, $-C(O)NH_2$, $-OC(O)NH_2$, $-NHC(O)H$, $-NHC(O)OH$, $-C(O)NHC(O)H$, $-OS(O)_2H$, $-OS(O)H$, $-OSH$, $-SC(O)H$, $-S(O)C(O)OH$, $-SO_2C(O)OH$, $-NHSH$, $-NHS(O)H$, $-NHSO_2H$, $-C(O)SH$, $-C(O)S(O)H$, $-C(O)S(O)_2H$, $-C(S)H$, $-C(S)OH$, $-C(SO)OH$, $-C(SO_2)OH$, $-NHC(S)H$, $-OC(S)H$, $-OC(S)OH$, $-OC(SO_2)H$, $-S(O)_2NH_2$, $-S(O)NH_2$, $-SNH_2$, $-NHCS(O)_2H$,

—NHC(SO)H, —NHC(S)H, and —SH groups unsubstituted or substituted with one or more suitable substituents independently selected from the group consisting of halogens, =O, —NO₂, —CN, —(CH₂)_z—CN where z is a whole integer, preferably from 0 to 4, —OR_c, —NR_cOR_c, —NR_cR_c, —C(O)NR_c, —C(O)OR_c, —C(O)R_c, —NR_cC(O)NR_cR_c, —NR_cC(O)R_c, —OC(O)OR_c, —OC(O)NR_cR_c, —SR_c, unsubstituted alkyl, unsubstituted alkenyl, unsubstituted alkynyl, unsubstituted aryl, unsubstituted cycloalkyl, unsubstituted heterocycloalkyl, and unsubstituted heteroaryl, or two or more substituents cyclize to form a fused or spiro polycyclic cycloalkyl, heterocycloalkyl, aryl, or heteroaryl group, where each R_c is independently selected from hydrogen, unsubstituted alkyl, unsubstituted alkenyl, unsubstituted alkynyl, unsubstituted aryl, unsubstituted cycloalkyl, unsubstituted heterocycloalkyl, and unsubstituted heteroaryl, or two or more R_c groups together cyclize to form part of a heteroaryl or heterocycloalkyl group unsubstituted or substituted with an unsubstituted alkyl group; or two R_{3a}'s cyclize to form part of a heteroaryl or heterocycloalkyl group unsubstituted or substituted with one two or three suitable substituents selected from halogen, =O; =S; —CN; —NO₂, or an alkyl, alkenyl, heteroalkyl, haloalkyl, alkynyl, aryl, cycloalkyl, heterocycloalkyl, heteroaryl group unsubstituted or substituted with one or more suitable substituents independently selected from the group consisting of: halogens; =O; =S; —CN; and —NO₂; and alkyl, alkenyl, heteroalkyl, haloalkyl, alkynyl, aryl, cycloalkyl, heterocycloalkyl, heteroaryl, —(CH₂)_zCN where z is a whole integer, preferably from 0 to 4, =NH, —NHOH, —OH, —C(O)H, —OC(O)H, —C(O)OH, —OC(O)OH, —OC(O)OC(O)H, —OOH, —C(NH)NH₂, —NHC(NH)NH₂, —C(S)NH₂, —NHC(S)NH₂, —NHC(O)NH₂, —S(O₂)H, —S(O)H, —NH₂, —C(O)NH₂, —OC(O)NH₂, —NHC(O)H, —NH-C(O)OH, —C(O)NHC(O)H, —OS(O₂)H, —OS(O)H, —OSH, —SC(O)H, —S(O)C(O)OH, —SO₂C(O)OH, —NHSH, —NHS(O)H, —NHSO₂H, —C(O)SH, —C(O)S(O)H, —C(O)S(O₂)H, —C(S)H, —C(S)OH, —C(SO)OH, —C(SO₂)OH, —NHC(S)H, —OC(S)H, —OC(S)OH, —OC(SO₂)H, —S(O₂)NH₂, —S(O)NH₂, —SNH₂, —NHCS(O₂)H, —NHC(SO)H, —NHC(S)H, and —SH groups unsubstituted or substituted with one or more suitable substituents independently selected from the group consisting of halogens, =O, —NO₂, —CN, —(CH₂)_z—CN where z is a whole integer, preferably from 0 to 4, —OR_c, —NR_cOR_c, —NR_cR_c, —C(O)NR_c, —C(O)OR_c, —C(O)R_c, —NR_cC(O)NR_cR_c, —NR_cC(O)R_c, —OC(O)OR_c, —OC(O)NR_cR_c, —SR_c, unsubstituted alkyl, unsubstituted alkenyl, unsubstituted alkynyl, unsubstituted aryl, unsubstituted cycloalkyl, unsubstituted heterocycloalkyl, and unsubstituted heteroaryl, or two or more substituents cyclize to form a fused or spiro polycyclic cycloalkyl, heterocycloalkyl, aryl, or heteroaryl group, where each R_c is independently selected from hydrogen, unsubstituted alkyl, unsubstituted alkenyl, unsubstituted alkynyl, unsubstituted aryl, unsubstituted cycloalkyl, unsubstituted heterocycloalkyl, and unsubstituted heteroaryl, or two or more R_c groups together cyclize to form part of a heteroaryl or heterocycloalkyl group unsubstituted or substituted with an unsubstituted alkyl group;

[0010] (b) Ar₁, Ar₂ and Ar₃ are each independently an aryl, heteroaryl, cycloalkyl or heterocycloalkyl group unsubstituted or substituted with one or more suitable substituents

independently selected from the group consisting of: halogens; =O; =S; —CN; and —NO₂; and alkyl, alkenyl, heteroalkyl, haloalkyl, alkynyl, aryl, cycloalkyl, heterocycloalkyl, heteroaryl, —(CH₂)_zCN where z is a whole integer, preferably from 0 to 4, =NH, —NHOH, —OH, —C(O)H, —OC(O)H, —C(O)OH, —OC(O)OH, —OC(O)OC(O)H, —OOH, —C(NH)NH₂, —NHC(NH)NH₂, —C(S)NH₂, —NHC(S)NH₂, —NHC(O)NH₂, —S(O₂)H, —S(O)H, —NH₂, —C(O)NH₂, —OC(O)NH₂, —NHC(O)H, —NH-C(O)OH, —C(O)NHC(O)H, —OS(O₂)H, —OS(O)H, —OSH, —SC(O)H, —S(O)C(O)OH, —SO₂C(O)OH, —NHSH, —NHS(O)H, —NHSO₂H, —C(O)SH, —C(O)S(O)H, —C(O)S(O₂)H, —C(S)H, —C(S)OH, —C(SO)OH, —C(SO₂)OH, —NHC(S)H, —OC(S)H, —OC(S)OH, —OC(SO₂)H, —S(O₂)NH₂, —S(O)NH₂, —SNH₂, —NHCS(O₂)H, —NHC(SO)H, —NHC(S)H, and —SH groups unsubstituted or substituted with one or more suitable substituents independently selected from the group consisting of halogens, =O, —NO₂, —CN, —(CH₂)_z—CN where z is a whole integer, preferably from 0 to 4, —OR_c, —NR_cOR_c, —NR_cR_c, —C(O)NR_c, —C(O)OR_c, —C(O)R_c, —NR_cC(O)NR_cR_c, —NR_cC(O)R_c, —OC(O)OR_c, —OC(O)NR_cR_c, —SR_c, unsubstituted alkyl, unsubstituted alkenyl, unsubstituted alkynyl, unsubstituted aryl, unsubstituted cycloalkyl, unsubstituted heterocycloalkyl, and unsubstituted heteroaryl, or two or more substituents cyclize to form a fused or spiro polycyclic cycloalkyl, heterocycloalkyl, aryl, or heteroaryl group, where each R_c is independently selected from hydrogen, unsubstituted alkyl, unsubstituted alkenyl, unsubstituted alkynyl, unsubstituted aryl, unsubstituted cycloalkyl, unsubstituted heterocycloalkyl, and unsubstituted heteroaryl, or two or more substituents cyclize to form part of a heteroaryl or heterocycloalkyl group unsubstituted or substituted with an unsubstituted alkyl group;

[0011] (c) n₁ is 0, 1, 2, 3 or 4;

[0012] (d) n₂ is 0, 1, 2, 3 or 4;

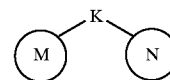
[0013] (e) n₃ is 0, 1, 2, 3 or 4;

[0014] (f) Z_a is a bond or is selected from S, O, N, NR_c, C(O)NR_c, NR_cC(O), and CR_c, wherein R_c is a suitable substituent selected from hydrogen, unsubstituted alkyl, unsubstituted alkenyl, unsubstituted alkynyl, unsubstituted aryl, unsubstituted cycloalkyl, unsubstituted heterocycloalkyl, or unsubstituted heteroaryl group; and

[0015] (g) W_a is S or O;

[0016] or a pharmaceutically acceptable salt, pharmaceutically acceptable N-oxide, isomer, derivative, pharmaceutically active metabolite, pharmaceutically acceptable prodrug, or pharmaceutically acceptable solvate thereof.

[0017] Provided herein are compositions and methods for treating a disease comprising administering to a subject in need thereof an effective amount of a PDGFR modulating compound having the structure:



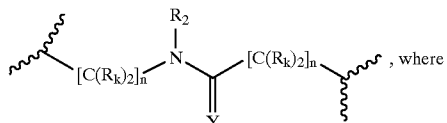
(IA)

[0018] wherein:

[0019] M is substituted or unsubstituted heteroaryl, or substituted or unsubstituted aryl;

[0020] N is a substituted or unsubstituted aryl, or substituted or unsubstituted heteroaryl; and

[0021] K is



[0022] Y is O or S;

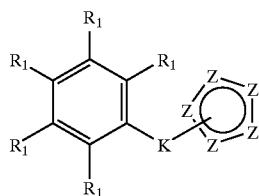
[0023] each R_k is independently H, halogen, substituted or unsubstituted alkyl, $-\text{OH}$, substituted or unsubstituted alkoxy, $-\text{OC(O)}R_2$, $-\text{NO}_2$, $-\text{N(R}_2)_2$, $-\text{SR}_2$, $-\text{C(O)}R_2$, $-\text{C(O)}_2R_2$, $-\text{C(O)N(R}_2)_2$, or $-\text{N(R}_2)\text{C(O)R}_2$,

[0024] each R_2 is independently H, substituted or unsubstituted alkyl, substituted or unsubstituted cycloalkyl, substituted or unsubstituted heterocyclyl, substituted or unsubstituted aryl, or substituted or unsubstituted heteroaryl; or wherein two R_2 groups are linked together by an optionally substituted alkylene; and

[0025] each n is independently 0, 1, 2, 3 or 4;

[0026] or an active metabolite, or a pharmaceutically acceptable prodrug, isomer, pharmaceutically acceptable salt or solvate thereof.

[0027] Provided herein are compositions and methods for treating a disease comprising administering to a subject in need thereof an effective amount of a PDGFR modulating compound having the structure:



(IB)

[0028] wherein:

[0029] each Z is independently C, CR_3 , N, NR_3 , O, or S, provided that no more than two Z's are heteroatoms and wherein no two adjacent Z's are O or S,

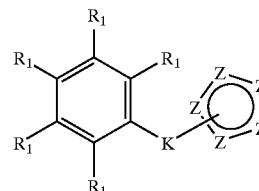
[0030] where R_3 is H, substituted or unsubstituted alkyl, substituted or unsubstituted cycloalkyl, substituted or unsubstituted heteroaryl, or substituted or unsubstituted aryl; and

[0031] each R_1 is independently H, halogen, substituted or unsubstituted alkyl, substituted or unsubstituted alkoxy, substituted or unsubstituted cycloalkyl,

substituted or unsubstituted heterocyclyl, substituted or unsubstituted aryl, substituted or unsubstituted heteroaryl, $-\text{OR}_c-\text{OH}$, $-\text{OC(O)}R_c$, $-\text{NO}_2$, $-\text{N(R}_c)_2$, $-\text{SR}_c$, S(O)_jR_c where j is 1 or 2, $-\text{NR}_c-\text{C(O)}R_c$, $-\text{C(O)N(R}_c)_2$, C(O)_2R_c , or $-\text{C(O)}R_c$; or two adjacent R_1 's, are taken together to form a substituted or unsubstituted aryl or heteroaryl, where

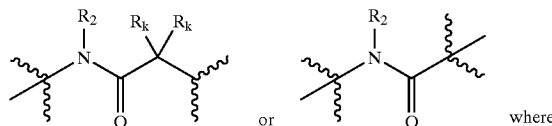
[0032] each R_c is independently H, substituted or unsubstituted alkyl, substituted or unsubstituted cycloalkyl, substituted or unsubstituted aryl, or substituted or unsubstituted heteroaryl.

[0033] Provided herein are compositions and methods for treating a disease comprising administering to a subject in need thereof an effective amount of a PDGFR modulating compound having the structure:



(I)

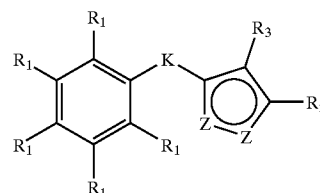
[0034] wherein K is



where

[0035] each R_k is independently H, halogen, substituted or unsubstituted alkyl, or substituted or unsubstituted alkoxy.

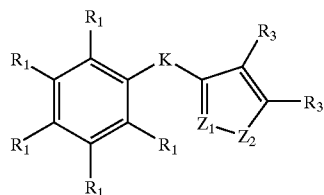
[0036] Provided herein are compositions and methods for treating a disease comprising administering to a subject in need thereof an effective amount of a PDGFR modulating compound having the structure:



(II)

[0037] Provided herein are compositions and methods for treating a disease comprising administering to a subject in need thereof an effective amount of a PDGFR modulating compound having the structure:

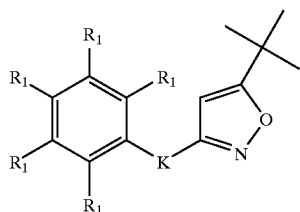
(III)



[0038] wherein Z_1 is CR_3 or N; and Z_2 is O or S.

[0039] Provided herein are compositions and methods for treating a disease comprising administering to a subject in need thereof an effective amount of a PDGFR modulating compound having the structure:

(IV)



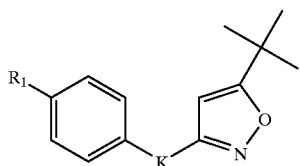
[0040] wherein:

[0041] each R_1 is independently H, halogen, substituted or unsubstituted alkyl, —O(substituted or unsubstituted alkyl), —O(substituted or unsubstituted alkenyl), — $NR_cC(O)$ (substituted or unsubstituted alkyl), — $NR_cC(O)$ (substituted or unsubstituted alkyl), — $NR_c(O)$ (substituted or unsubstituted alkenyl), — $C(O)NR_c$ (substituted or unsubstituted alkyl), — $C(O)NR_c$ (substituted or unsubstituted alkenyl), — $C(O)NR_c$ (substituted or unsubstituted alkyl), — $C(O)NR_c$ (substituted or unsubstituted alkenyl), — NO_2 , — $S(=O)R_c$, — SR_c , $C(O)_2R_c$, or — $C(O)R_c$; and

[0042] each R_2 is independently H or substituted or unsubstituted alkyl.

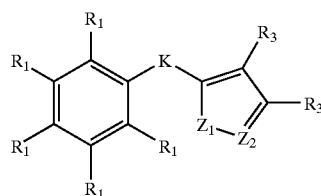
[0043] Provided herein are compositions and methods for treating a disease comprising administering to a subject in need thereof an effective amount of a PDGFR modulating compound having the structure:

(V)



[0044] Provided herein are compositions and methods for treating a disease comprising administering to a subject in need thereof an effective amount of a PDGFR modulating compound having the structure:

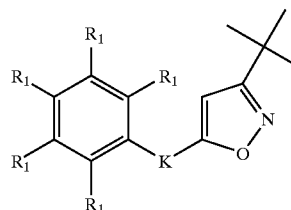
(VI)



[0045] wherein Z_1 is O or S; and Z_2 is CR_3 or N.

[0046] Provided herein are compositions and methods for treating a disease comprising administering to a subject in need thereof an effective amount of a PDGFR modulating compound having the structure:

(VII)



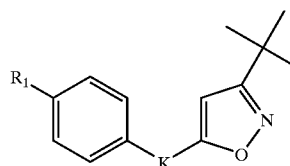
[0047] wherein:

[0048] each R_1 is independently H, halogen, substituted or unsubstituted alkyl, —O(substituted or unsubstituted alkyl), —O(substituted or unsubstituted alkenyl), — $NR_cC(O)O$ (substituted or unsubstituted alkyl), — $NR_cC(O)$ (substituted or unsubstituted alkyl), — $NR_cC(O)$ (substituted or unsubstituted alkenyl), — $C(O)NR_c$ (substituted or unsubstituted alkyl), — $C(O)NR_c$ (substituted or unsubstituted alkenyl), — $C(O)NR_c$ (substituted or unsubstituted alkyl), — $C(O)NR_c$ (substituted or unsubstituted alkenyl), — NO_2 , — $S(=O)R_c$, — SR_c , $C(O)_2R_c$, or — $C(O)R_c$; and

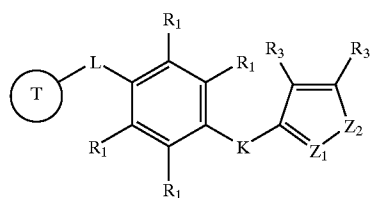
[0049] each R_2 is independently H or substituted or unsubstituted alkyl, or two R_2 groups are linked together to form an optionally substituted alkylene.

[0050] Provided herein are compositions and methods for treating a disease comprising administering to a subject in need thereof an effective amount of a PDGFR modulating compound having the structure:

(VIII)



[0051] Provided herein are compositions and methods for treating a disease comprising administering to a subject in need thereof an effective amount of a PDGFR modulating compound having the structure:



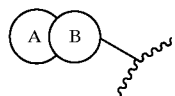
(IX)

[0052] wherein:

[0053] L is a linker selected from the group consisting of a covalent bond, substituted or unsubstituted alkenylene, substituted or unsubstituted alkylene, —C(O)NH—, —C(O)—, —NH—, —O—, —S—, —O(substituted or unsubstituted alkylene)-, —N(substituted or unsubstituted alkylene)-, —C(O)NH(substituted or unsubstituted alkylene)-, —C(O)NH(substituted or unsubstituted alkenylene)-, —NHC(O)(substituted or unsubstituted alkylene)-, —NHC(O)(substituted or unsubstituted alkenylene)-, —C(O)(substituted or unsubstituted alkenylene)-, and —NHC(O)(substituted or unsubstituted alkylene)S(substituted or unsubstituted alkylene)C(O)NH—; and

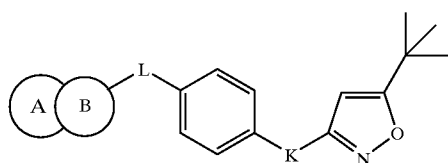
[0054] T is a mono-, bi-, or tricyclic, substituted or unsubstituted cycloalkyl, heterocyclyl, aryl, or heteroaryl.

[0055] In some embodiments, T is



[0056] wherein A is a substituted or unsubstituted five or six-membered heterocyclyl, aryl, or heteroaryl; and B is a substituted or unsubstituted five or six-membered heterocyclene, arylene, or heteroarylene, wherein A and B together form a fused two ring moiety.

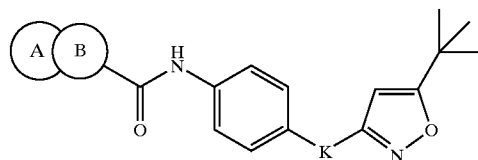
[0057] Provided herein are compositions and methods for treating a disease comprising administering to a subject in need thereof an effective amount of a PDGFR modulating compound having the structure:



(XI)

[0058] In some embodiments, L of said compound is a covalent bond, —C(O)NH(substituted or unsubstituted alkylene), —NHC(O)—, —NHC(O)(substituted or unsubstituted alkylene)-, —NH—, or —O(substituted or unsubstituted alkylene)-.

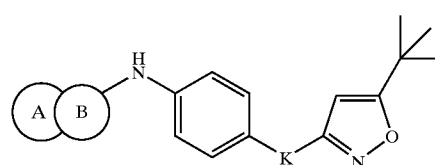
[0059] Provided herein are compositions and methods for treating a disease comprising administering to a subject in need thereof an effective amount of a PDGFR modulating compound having the structure:



(XII)

[0060] In some embodiments, B of said compound is a substituted or unsubstituted five-membered heteroarylene. In other embodiments, said five-membered heteroarylene is substituted or unsubstituted thiophenylene. In still other embodiments, B is substituted or unsubstituted imidazolylene. In yet other embodiments, B is substituted or unsubstituted pyrrolylene. And in still other embodiments, B of said compound is a substituted or unsubstituted 6-membered arylene or heteroarylene. In some embodiments, B is substituted or unsubstituted phenylene. In other embodiments, B is substituted or unsubstituted pyridinylene or pyridazine.

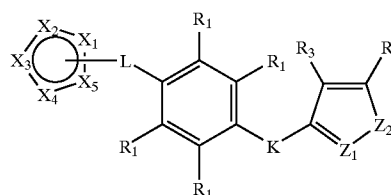
[0061] Provided herein are compositions and methods for treating a disease comprising administering to a subject in need thereof an effective amount of a PDGFR modulating compound having the structure:



(XIII)

[0062] In some embodiments, B of said compound is a substituted or unsubstituted six-membered heteroarylene. In some embodiments, said six-membered heteroarylene is substituted or unsubstituted pyrimidinylene. In still other embodiments, L of said compound —OCH₂—.

[0063] Provided herein are compositions and methods for treating a disease comprising administering to a subject in need thereof an effective amount of a PDGFR modulating compound having the structure:



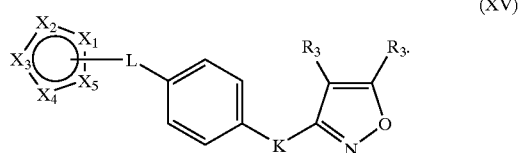
(XIV)

[0064] wherein:

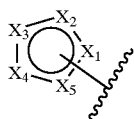
[0065] L is a linker selected from the group consisting of a covalent bond, substituted or unsubstituted alkenylene, substituted or unsubstituted alkylene, —C(O)NH—, —C(O)—, —NH—, —O—, —S—, —O(substituted or unsubstituted alkylene)-, —N(substituted or unsubstituted alkylene)-, —C(O)NH(substituted or unsubstituted alkylene)-, —C(O)NH(substituted or unsubstituted alkenylene)-, —NHC(O)(substituted or unsubstituted alkylene)-, —NHC(O)(substituted or unsubstituted alkenylene)-, —C(O)(substituted or unsubstituted alkenylene)-, and —NHC(O)(substituted or unsubstituted alkylene)S(substituted or unsubstituted alkylene)C(O)NH—; and

[0066] each of X₁-X₅ is independently C, CR, N, NR, S, or O, wherein no more than three of X₁-X₅ is a heteroatom, and no two adjacent ring atoms are O or S; where each R is independently H, halogen, substituted or unsubstituted alkyl, —OH, substituted or unsubstituted alkoxy, —OC(O)R_d, —NO₂, —N(R_d)₂, —SR_d, —S(O)_jR_d where j is 1 or 2, —NR_dC(O)R_d, —C(O)₂R_d, —C(O)N(R_d)₂ or —C(O)R_d, or two adjacent R's are taken together to form a substituted or unsubstituted aryl or heteroaryl, where each R_d is independently H, substituted or unsubstituted alkyl, substituted or unsubstituted cycloalkyl, substituted or unsubstituted aryl or substituted or unsubstituted heteroaryl.

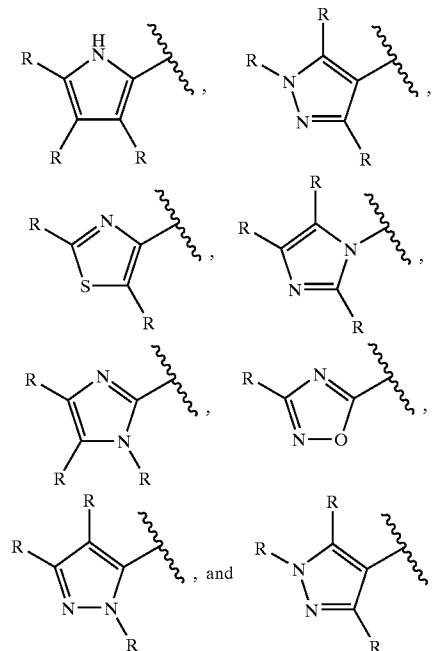
[0067] Provided herein are compositions and methods for treating a disease comprising administering to a subject in need thereof an effective amount of a PDGFR modulating compound having the structure:



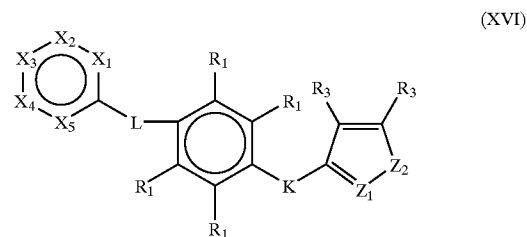
[0068] In some embodiments, L of said compound is a covalent bond, —C(O)NH—, or —O(substituted or unsubstituted alkylene)-. In other embodiments,



[0069] of said compound is selected from the group consisting of:



[0070] Provided herein are compositions and methods for treating a disease comprising administering to a subject in need thereof an effective amount of a PDGFR modulating compound having the structure:



[0071] wherein:

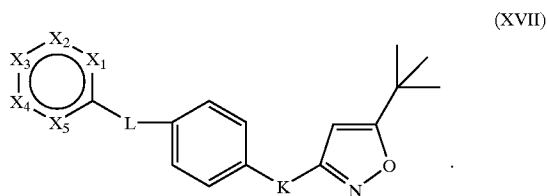
[0072] L is a linker selected from the group consisting of a covalent bond, substituted or unsubstituted alkenylene, substituted or unsubstituted alkylene, —C(O)NH—, —C(O)—, —NH—, —O—, —S—, —O(substituted or unsubstituted alkylene)-, —N(substituted or unsubstituted alkylene)-, —C(O)NH(substituted or unsubstituted alkylene)-, —C(O)NH(substituted or unsubstituted alkenylene)-, —NHC(O)(substituted or unsubstituted alkylene)-, —NHC(O)(substituted or unsubstituted alkenylene)-, —C(O)(substituted or unsubstituted alkenylene)-, and —NHC(O)(substituted or unsubstituted alkylene)S(substituted or unsubstituted alkylene)C(O)NH—; and

[0073] each of X₁-X₅ is independently C, CR, N—O, or N, wherein no more than two of X₁-X₅ is N, where

[0074] each R is independently H, halogen, substituted or unsubstituted alkyl, —OH, substituted or unsubstituted alkoxy, —OC(O)R_d, —NO₂, —N(R_d)₂, —SR_d, —S(O)_jR_d where j is 1 or 2, —NR_dC(O)R_d, —C(O)₂R_d, —C(O)N(R_d)₂ or —C(O)R_d, or two adjacent R's are taken together to form a substituted or unsubstituted aryl or hetroaryl, where

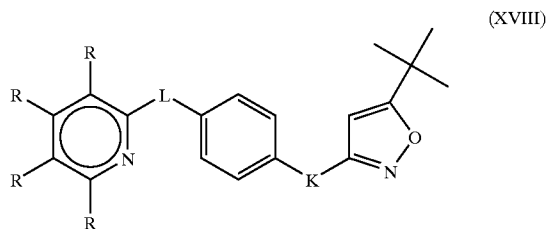
[0075] each R_d is independently H, substituted or unsubstituted alkyl, substituted or unsubstituted cycloalkyl, substituted or unsubstituted aryl or substituted or unsubstituted heteroaryl.

[0076] Provided herein are compositions and methods for treating a disease comprising administering to a subject in need thereof an effective amount of a PDGFR modulating compound having the structure:

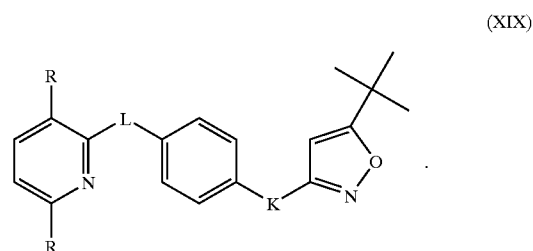


[0077] In some embodiments, L is a linker selected from the group consisting of a covalent bond, -(substituted or unsubstituted alkylene)-, —NHC(O)—, —C(O)NH(substituted or unsubstituted alkylene)-, —NHC(O)(substituted or unsubstituted alkylene)-, —C(O)NH(substituted or unsubstituted alkenylene)-, —NHC(O)(substituted or unsubstituted alkenylene)-, and —O(substituted or unsubstituted alkylene)-,

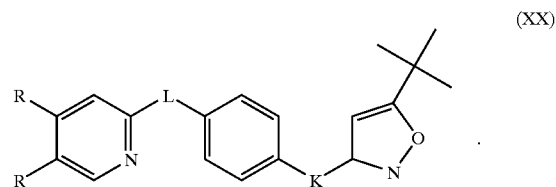
[0078] Provided herein are compositions and methods for treating a disease comprising administering to a subject in need thereof an effective amount of a PDGFR modulating compound having the structure:



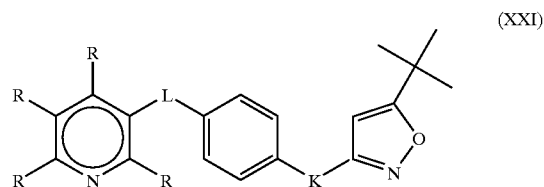
[0079] Provided herein are compositions and methods for treating a disease comprising administering to a subject in need thereof an effective amount of a PDGFR modulating compound having the structure:



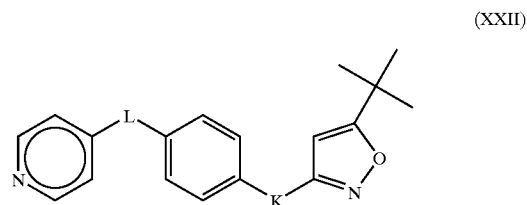
[0080] Provided herein are compositions and methods for treating a disease comprising administering to a subject in need thereof an effective amount of a PDGFR modulating compound having the structure:



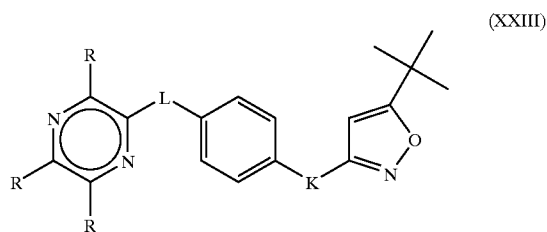
[0081] Provided herein are compositions and methods for treating a disease comprising administering to a subject in need thereof an effective amount of a PDGFR modulating compound having the structure:



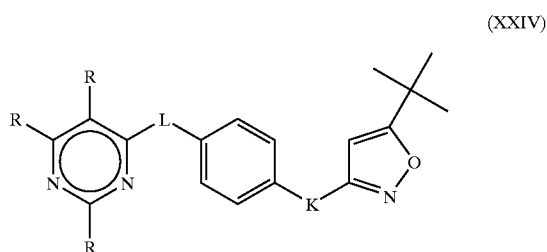
[0082] Provided herein are compositions and methods for treating a disease comprising administering to a subject in need thereof an effective amount of a PDGFR modulating compound having the structure:



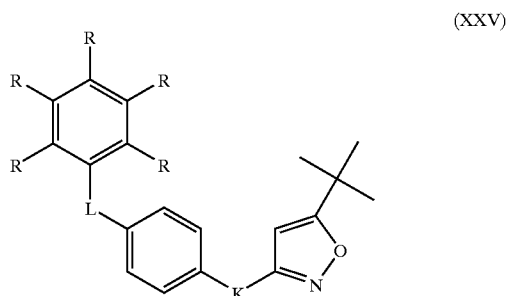
[0083] Provided herein are compositions and methods for treating a disease comprising administering to a subject in need thereof an effective amount of a PDGFR modulating compound having the structure:



[0084] Provided herein are compositions and methods for treating a disease comprising administering to a subject in need thereof an effective amount of a PDGFR modulating compound having the structure:

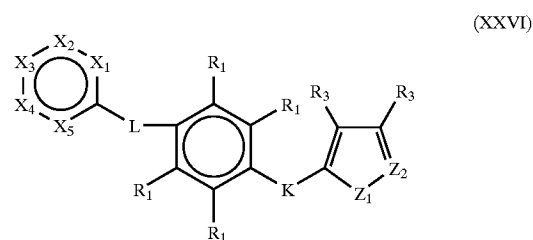


[0085] Provided herein are compositions and methods for treating a disease comprising administering to a subject in need thereof an effective amount of a PDGFR modulating compound having the structure:



[0086] In some embodiments, L of said compound is $-\text{OCH}_2-$ or $-\text{OCH}_2\text{CHCH}-$. In other embodiments, L of said compound is $-\text{NHC(O)}-$. In still other embodiments, L of said compound is a covalent bond, substituted or unsubstituted alkylene, $-\text{NHC(O)}$ (substituted or unsubstituted alkylene)-, $-\text{C(O)NH}$ (substituted or unsubstituted alkylene)-, $-\text{C(O)NH}$ (substituted or unsubstituted alkenylene)-, or $-\text{NHC(O)}$ (substituted or unsubstituted alkenylene)-.

[0087] Provided herein are compositions and methods for treating a disease comprising administering to a subject in need thereof an effective amount of a PDGFR modulating compound having the structure:



[0088] wherein:

[0089] L is a linker selected from the group consisting of a covalent bond, substituted or unsubstituted alkenylene, substituted or unsubstituted alkylene, $-\text{C(O)NH}-$, $-\text{C(O)}-$, $-\text{NH}-$, $-\text{O}-$, $-\text{S}-$, $-\text{O}$ (substituted or unsubstituted alkylene)-, $-\text{N}$ (substituted or unsubstituted alkylene)-, $-\text{C(O)NH}$ (substituted or unsubstituted alkylene)-, $-\text{C(O)NH}$ (substituted or unsubstituted alkenylene)-, $-\text{NHC(O)}$ (substituted or unsubstituted alkylene)-, $-\text{NHC(O)}$ (substituted or unsubstituted alkenylene)-, $-\text{C(O)}$ (substituted or unsubstituted alkenylene)-, and $-\text{NHC(O)}$ (substituted or unsubstituted alkylene)S(substituted or unsubstituted alkylene)C(O)NH-; and

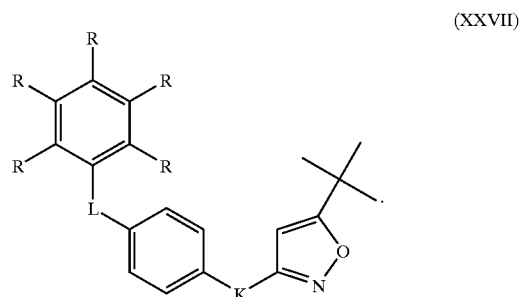
[0090] each of X_1 - X_5 is independently C, CR, NR, O, S, or N, wherein no more than two of X_1 - X_5 is a heteroatom, and no two adjacent ring atoms are O or S, where

[0091] each R is independently H, halogen, substituted or unsubstituted alkyl, $-\text{OH}$, substituted or unsubstituted alkoxy, $-\text{OC(O)R}_d$, $-\text{NO}_2$, $-\text{N(R}_d)_2$, $-\text{SR}_d$, $-\text{S(O)}_j\text{R}_d$ where j is 1 or 2, $-\text{NR}_d\text{C(O)R}_d$, $-\text{C(O)}_2\text{R}_d$, $-\text{C(O)N(R}_d)_2$ or $-\text{C(O)R}_d$, or two adjacent R's are taken together to form a substituted or unsubstituted aryl or heteroaryl, where each R_d is independently H, substituted or unsubstituted alkyl, substituted or unsubstituted cycloalkyl, substituted or unsubstituted aryl or substituted or unsubstituted heteroaryl.

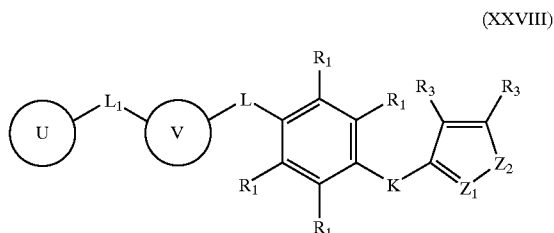
[0092] Z_1 is O or S; and

[0093] Z_2 is CR_3 or N.

[0094] Provided herein are compositions and methods for treating a disease comprising administering to a subject in need thereof an effective amount of a PDGFR modulating compound having the structure:



[0095] Provided herein are compositions and methods for treating a disease comprising administering to a subject in need thereof an effective amount of a PDGFR modulating compound having the structure:



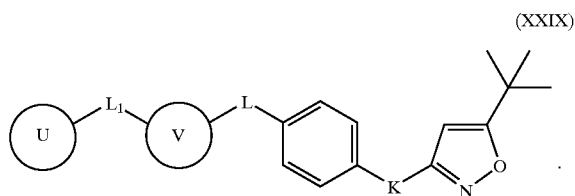
[0096] wherein:

[0097] each of L and L₁ is independently a linker selected from the group consisting of a covalent bond, substituted or unsubstituted alkenylene, substituted or unsubstituted alkylene, —C(O)NH—, —C(O)—, —NH—, —O—, —S—, —O(substituted or unsubstituted alkylene)-, —N(substituted or unsubstituted alkylene)-, —C(O)NH(substituted or unsubstituted alkylene), —C(O)NH(substituted or unsubstituted alkenylene), —NHC(O)(substituted or unsubstituted alkylene)-, —NHC(O)(substituted or unsubstituted alkenylene)-, —C(O)(substituted or unsubstituted alkylene)-, and —NHC(O)(substituted or unsubstituted alkylene)S(substituted or unsubstituted alkylene)C(O)NH—;

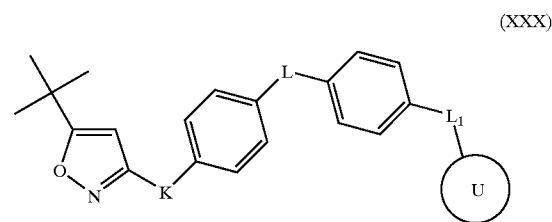
[0098] U is a substituted or unsubstituted cycloalkyl, heterocycloalkyl, aryl, or heteroaryl; and

[0099] V is a substituted or unsubstituted cycloalkylene, heterocyclene, arylene, or heteroarylene.

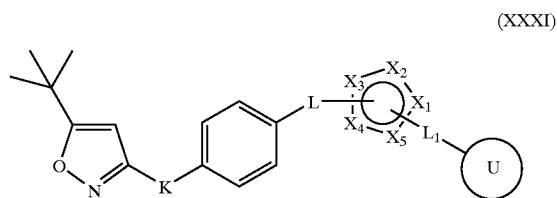
[0100] Provided herein are compositions and methods for treating a disease comprising administering to a subject in need thereof an effective amount of a PDGFR modulating compound having the structure:



[0101] Provided herein are compositions and methods for treating a disease comprising administering to a subject in need thereof an effective amount of a PDGFR modulating compound having the structure:



[0102] Provided herein are compositions and methods for treating a disease comprising administering to a subject in need thereof an effective amount of a PDGFR modulating compound having the structure:



[0103] wherein:

[0104] each of X₁-X₅ is independently C, CR, N, NR, S, or O, wherein no more than three of X₁-X₅ is a heteroatom, and no two adjacent ring atoms are S or O; and

[0105] each R is independently H, halogen, substituted or unsubstituted alkyl, —OH, substituted or unsubstituted alkoxy, —OC(O)R_d, —NO₂, —N(R_d)₂, —SR_d, —S(O)_jR_d where j is 1 or 2, —NR_dC(O)R_d, —C(O)₂R_d, —C(O)N(R_d)₂ or —C(O)R_d, or two adjacent R's are taken together to form a substituted or unsubstituted aryl or heteroaryl, where each R_d is independently H, substituted or unsubstituted alkyl, substituted or unsubstituted cycloalkyl, substituted or unsubstituted aryl or substituted or unsubstituted heteroaryl.

[0106] In some embodiments, V is a five-membered heteroarylene group. In other embodiments, U is a substituted or unsubstituted five-membered heteroaryl, substituted or unsubstituted phenyl, or substituted or unsubstituted six-membered heteroaryl.

[0107] In some embodiments, the protein tyrosine kinase is selected from the platelet derived growth factor receptor (PDGFR) subfamily, which includes PDGFR α, PDGFR β, CSFIR, c-kit and c-fms. In another embodiment, the protein tyrosine kinase is the vascular endothelial growth factor ("VEGF") receptor subgroup.

[0108] The compounds and compositions disclosed herein may be used for the prevention or treatment of cancers such as stomach, gastric, bone, ovary, colon, lung, brain, larynx, lymphatic system, genitourinary tract, ovarian, squamous cell carcinoma, astrocytoma, Kaposi's sarcoma, glioblastoma, lung cancer, bladder cancer, head and neck cancer, melanoma, ovarian cancer, prostate cancer, breast cancer, small-cell lung cancer, leukemia, glioma, colorectal cancer,

genitourinary cancer gastrointestinal cancer, or pancreatic cancer. In particular, the cancer is acute myelogenous leukemia (AML), B-precursor cell acute lymphoblastic leukemias, myelodysplastic leukemias, T-cell acute lymphoblastic leukemias, and chronic myelogenous leukemias (CMLs).

[0109] Compositions and methods for treating a disease comprising administering to a subject in need thereof an effective amount of a Platelet-Derived Growth Factor (PDGF) receptor modulating compound are provided herein. In one embodiment, the disease is cancer. In other embodiments, the cancer is a malignant tumor, or a hematologic malignancy such as leukemia and lymphoma. In some embodiments, the leukemia is acute lymphoblastic leukemia (ALL). In some embodiments, the lymphoma is T-cell lymphoma. In some embodiments, the malignant tumor is melanoma, or glioblastoma. In a further embodiment, the disease is a nonmalignant proliferation disease. In some embodiments, the nonmalignant proliferation disease is atherosclerosis, or restenosis. In a still further embodiment, the disease is a fibroproliferative disorder. In some embodiments, the fibroproliferative disorder is obliterative bronchiolitis.

[0110] These and other aspects of the present invention will become evident upon reference to the following detailed description. In addition, various references are set forth herein which describe in more detail certain procedures or compositions, and are incorporated by reference in their entirety.

DISCLOSURE OF THE INVENTION

[0111] To more readily facilitate an understanding of the invention and its preferred embodiments, the meanings of terms used herein will become apparent from the context of this specification in view of common usage of various terms and the explicit definitions of other terms provided in the glossary below or in the ensuing description.

[0112] Glossary of Terms

[0113] Unless otherwise stated, the following terms used in this application, including the specification and claims, have the definitions given below. It must be noted that, as used in the specification and the appended claims, the singular forms "a," "an" and "the" include plural referents unless the context clearly dictates otherwise. Definition of standard chemistry terms may be found in reference works, including Carey and Sundberg (1992) "ADVANCED ORGANIC CHEMISTRY 3RD ED." Vols. A and B, Plenum Press, New York. Unless otherwise indicated, conventional methods of mass spectroscopy, NMR, HPLC, protein chemistry, biochemistry, recombinant DNA techniques and pharmacology, within the skill of the art are employed.

[0114] The term "modulator" means a molecule that interacts with a target either directly or indirectly. The interactions include, but are not limited to, agonist, antagonist, and the like.

[0115] The term "agonist" means a molecule such as a compound, a drug, an enzyme activator or a hormone that enhances the activity of another molecule or the activity of a receptor site either directly or indirectly.

[0116] The term "antagonist" means a molecule such as a compound, a drug, an enzyme inhibitor, or a hormone, that

diminishes or prevents the action of another molecule or the activity of a receptor site either directly or indirectly.

[0117] The terms "effective amount" or "therapeutically effective amount" refer to a sufficient amount of the agent to provide the desired biological result. That result can be reduction and/or alleviation of the signs, symptoms, or causes of a disease, or any other desired alteration of a biological system. For example, an "effective amount" for therapeutic use is the amount of the composition comprising a compound as disclosed herein required to provide a clinically significant decrease in a disease. An appropriate "effective" amount in any individual case may be determined by one of ordinary skill in the art using routine experimentation.

[0118] As used herein, the terms "treat" or "treatment" are synonymous with the term "prevent" and are meant to indicate a postponement of development of diseases, preventing the development of diseases, and/or reducing severity of such symptoms that will or are expected to develop. Thus, these terms include ameliorating existing disease symptoms, preventing additional symptoms, ameliorating or preventing the underlying metabolic causes of symptoms, inhibiting the disorder or disease, e.g., arresting the development of the disorder or disease, relieving the disorder or disease, causing regression of the disorder or disease, relieving a condition caused by the disease or disorder, or stopping the symptoms of the disease or disorder.

[0119] By "pharmaceutically acceptable" or "pharmacologically acceptable" is meant a material which is not biologically or otherwise undesirable, i.e., the material may be administered to an individual without causing any undesirable biological effects or interacting in a deleterious manner with any of the components of the composition in which it is contained.

[0120] "Carrier materials" include any commonly used excipients in pharmaceuticals and should be selected on the basis of compatibility and the release profile properties of the desired dosage form. Exemplary carrier materials include, e.g., binders, suspending agents, disintegration agents, filling agents, surfactants, solubilizers, stabilizers, lubricants, wetting agents, diluents, and the like. "Pharmaceutically compatible carrier materials" may comprise, e.g., acacia, gelatin, colloidal silicon dioxide, calcium glycerophosphate, calcium lactate, maltodextrin, glycerine, magnesium silicate, sodium caseinate, soy lecithin, sodium chloride, tricalcium phosphate, dipotassium phosphate, sodium stearyl lactylate, carrageenan, monoglyceride, diglyceride, pregelatinized starch, and the like. See, e.g., *Remington: The Science and Practice of Pharmacy*, Nineteenth Ed (Easton, Pa.: Mack Publishing Company, 1995); Hoover, John E., *Remington's Pharmaceutical Sciences*, Mack Publishing Co., Easton, Pa. 1975; Liberman, H. A. and Lachman, L., Eds., *Pharmaceutical Dosage Forms*, Marcel Dekker, New York, N.Y., 1980; and *Pharmaceutical Dosage Forms and Drug Delivery Systems*, Seventh Ed. (Lippincott Williams & Wilkins 1999).

[0121] As used herein, the term "subject" encompasses mammals and non-mammals. Examples of mammals include, but are not limited to, any member of the Mammalian class: humans, non-human primates such as chimpanzees, and other apes and monkey species; farm animals such as cattle, horses, sheep, goats, swine; domestic animals such

as rabbits, dogs, and cats; laboratory animals including rodents, such as rats, mice and guinea pigs, and the like. Examples of non-mammals include, but are not limited to, birds, fish and the like. In one embodiment of the present invention, the mammal is a human.

[0122] The term “pharmaceutically acceptable salt” of a compound means a salt that is pharmaceutically acceptable and that possesses the desired pharmacological activity of the parent compound. Such salts, for example, include: (1) acid addition salts, formed with inorganic acids such as hydrochloric acid, hydrobromic acid, sulfuric acid, nitric acid, phosphoric acid, and the like; or formed with organic acids such as acetic acid, propionic acid, hexanoic acid, cyclopentanepropionic acid, glycolic acid, pyruvic acid, lactic acid, malonic acid, succinic acid, malic acid, maleic acid, fumaric acid, tartaric acid, citric acid, benzoic acid, 3-(4-hydroxybenzoyl)benzoic acid, cinnamic acid, mandelic acid, methanesulfonic acid, ethanesulfonic acid, 1,2-ethanedithiolsulfonic acid, 2-hydroxyethanesulfonic acid, benzenesulfonic acid, 2-naphthalenesulfonic acid, 4-methylbicyclo-[2.2.2]oct-2-ene-1-carboxylic acid, glucoheptonic acid, 4,4-methylenebis-(3-hydroxy-2-ene-1-carboxylic acid), 3-phenylpropionic acid, trimethylacetic acid, tertiary butylacetic acid, lauryl sulfuric acid, gluconic acid, glutamic acid, hydroxynaphthoic acid, salicylic acid, stearic acid, muonic acid, and the like; (2) salts formed when an acidic proton present in the parent compound either is replaced by a metal ion, e.g., an alkali metal ion, an alkaline earth ion, or an aluminum ion; or coordinates with an organic base. Acceptable organic bases include ethanolamine, diethanolamine, triethanolamine, tromethamine, N-methylglucamine, and the like. Acceptable inorganic bases include aluminum hydroxide, calcium hydroxide, potassium hydroxide, sodium carbonate, sodium hydroxide, and the like. It should be understood that a reference to a pharmaceutically acceptable salt includes the solvent addition forms or crystal forms thereof, particularly solvates or polymorphs. Solvates contain either stoichiometric or non-stoichiometric amounts of a solvent, and are often formed during the process of crystallization. Hydrates are formed when the solvent is water, or alcoholates are formed when the solvent is alcohol. Polymorphs include the different crystal packing arrangements of the same elemental composition of a compound. Polymorphs usually have different X-ray diffraction patterns, infrared spectra, melting points, density, hardness, crystal shape, optical and electrical properties, stability, and solubility. Various factors such as the recrystallization solvent, rate of crystallization, and storage temperature may cause a single crystal form to dominate.

[0123] As used herein, the term “biological sample” is broadly defined to include any cell, tissue, organ or multicellular organism. A biological sample can be derived, for example, from cell or tissue cultures in vitro. Alternatively, a biological sample can be derived from a living organism or from a population of single cell organisms.

[0124] As used herein, the term “linker” means any divalent linking moiety used to connect, join, or attach two chemical groups. For example, linkers may be used to join two cyclic groups, such as to join two aryl groups (e.g., phenyl), an aryl group to a cycloalkyl group, an aryl group to a heterocyclyl group, a cycloalkyl group to a cycloalkyl group, a cycloalkyl group to a heterocyclyl group, and the like. Representative linkers include, but are not limited to, a

covalent bond, -(substituted or unsubstituted alkylene)-, -(substituted or unsubstituted alkenylene)-, -(substituted or unsubstituted alkynylene)-, -(substituted or unsubstituted cycloalkylene)-, -(substituted or unsubstituted heterocyclylene)-, -(substituted or unsubstituted arylylene)-, and -(substituted or unsubstituted heteroarylylene)-. Exemplary linkers also include —O—, —S—, —S(O)—, —S(O)₂—, —S(O)₃—, —C(O)—, —NH—, —N=, —N=N—, =N—N=, —C(O)NH—, —S(O)NH—, and the like. Additional examples of linkers include —O(substituted or unsubstituted alkylene)-, —N(substituted or unsubstituted alkylene)-, —NHC(O)(substituted or unsubstituted alkylene)-, —C(O)(substituted or unsubstituted alkenylene)-, —NHC(O)(substituted or unsubstituted alkylene)S(substituted or unsubstituted alkylene)C(O)NH—, —NHC(O)(substituted or unsubstituted alkenylene)-, and the like. Linkers, as represented herein, embrace divalent moieties in any chemically feasible directionality. For example, compounds comprising a linker-C(O)NH— which attaches two aryl groups, Ar₁ to Ar₂, include Ar₁—C(O)NH—Ar₂ as well as Ar₁—NHC(O)—Ar₂.

[0125] As used herein, the term “halogen” includes fluorine, chlorine, bromine, and iodine.

[0126] As used herein, “alkyl” means a straight chain or branched, saturated or unsaturated chain having from 1 to 10 carbon atoms. Representative saturated alkyl groups include, but are not limited to, methyl, ethyl, n-propyl, isopropyl, 2-methyl-1-propyl, 2-methyl-2-propyl, 2-methyl-1-butyl, 3-methyl-1-butyl, 2-methyl-3-butyl, 2,2-dimethyl-1-propyl, 2-methyl-1-pentyl, 3-methyl-1-pentyl, 4-methyl-1-pentyl, 2-methyl-2-pentyl, 3-methyl-2-pentyl, 4-methyl-2-pentyl, 2,2-dimethyl-1-butyl, 3,3-dimethyl-1-butyl, 2-ethyl-1-butyl, butyl, isobutyl, t-butyl, n-pentyl, isopentyl, neopentyl, and n-hexyl, and longer alkyl groups, such as heptyl, and octyl. An alkyl group can be unsubstituted or substituted. Unsaturated alkyl groups include alkenyl groups and alkynyl groups, discussed below. Alkyl groups containing three or more carbon atoms may be straight, branched or cyclized.

[0127] As used herein, “lower alkyl” means an alkyl having from 1 to 5 carbon atoms.

[0128] As used herein, an “alkenyl group” includes a monovalent unbranched or branched hydrocarbon chain having one or more double bonds therein. The double bond of an alkenyl group can be unconjugated or conjugated to another unsaturated group. Suitable alkenyl groups include, but are not limited to, (C₂-C₈) alkenyl groups, such as vinyl, allyl, butenyl, pentenyl, hexenyl, butadienyl, pentadienyl, hexadienyl, 2-ethylhexenyl, 2-propyl-2-butenyl, 4-(2-methyl-3-butene)-pentenyl. An alkenyl group can be unsubstituted or substituted.

[0129] As used herein, “alkynyl group” includes a monovalent unbranched or branched hydrocarbon chain having one or more triple bonds therein. The triple bond of an alkynyl group can be unconjugated or conjugated to another unsaturated group. Suitable alkynyl groups include, but are not limited to, (C₂-C₆) alkynyl groups, such as ethynyl, propynyl, butynyl, pentynyl, hexynyl, methylpropynyl, 4-methyl-1-butynyl, 4-propyl-2-pentynyl, and 4-butyl-2-hexynyl. An alkynyl group can be unsubstituted or substituted.

[0130] The terms “trifluoromethyl,” “sulfonyl,” and “carboxyl” include CF₃, SO₃H, and CO₂H, respectively.

[0131] The term “alkoxy” as used herein includes —O-(alkyl), wherein alkyl is defined above.

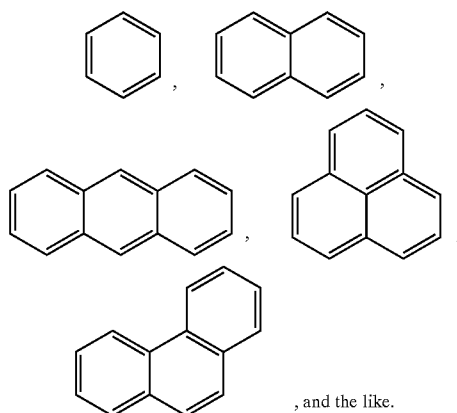
[0132] As used herein, “alkoxyalkoxy” includes —O-(alkyl)-O-(alkyl), wherein each “alkyl” is independently an alkyl group defined above.

[0133] As used herein, “alkoxycarbonyl” includes —C(O)O-(alkyl), wherein alkyl is defined above.

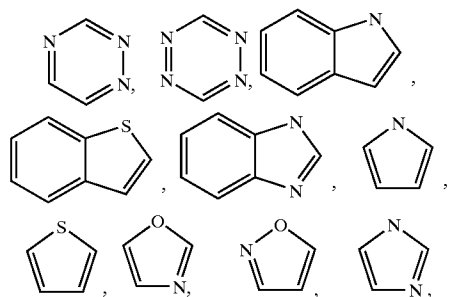
[0134] As used herein, “alkoxycarbonylalkyl” includes —(alkyl)-C(O)O-(alkyl), wherein alkyl is defined above.

[0135] As used herein, “alkoxyalkyl” means —(alkyl)-O-(alkyl), wherein each “alkyl” is independently an alkyl group defined above.

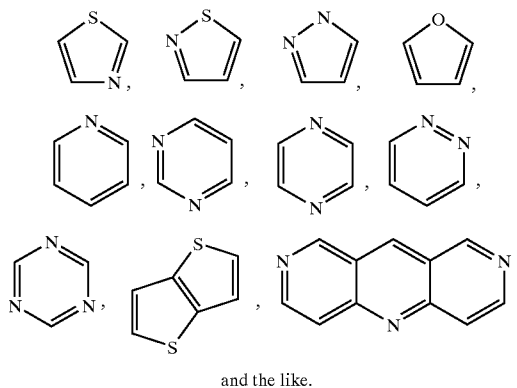
[0136] As used herein, the term “aryl” (Ar) refers to a monocyclic, or fused or spiro polycyclic, aromatic carbocycle (ring structure having ring atoms that are all carbon) having from 3 to 12 ring atoms per ring. Illustrative examples of aryl groups include the following moieties:



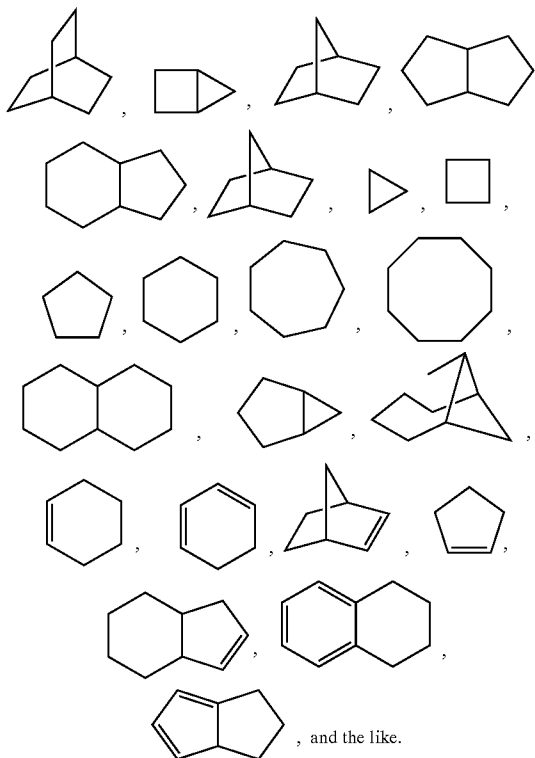
[0137] As used herein, the term “heteroaryl” (heteroAr) refers to a monocyclic, or fused or spiro polycyclic, aromatic heterocycle (ring structure having ring atoms selected from carbon atoms as well as nitrogen, oxygen, and sulfur heteroatoms) having from 3 to 12 ring atoms per ring. Illustrative examples of aryl groups include the following moieties:



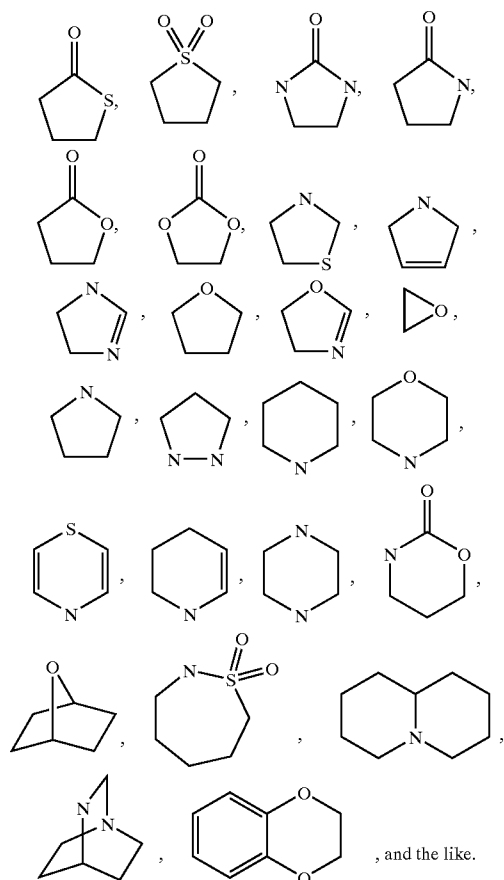
-continued



[0138] As used herein, the term “cycloalkyl” refers to a saturated or partially saturated, monocyclic or fused or spiro polycyclic, carbocycle having from 3 to 12 ring atoms per ring. Illustrative examples of cycloalkyl groups include the following moieties:



[0139] As used herein, the term “heterocycloalkyl” refers to a monocyclic, or fused or spiro polycyclic, ring structure that is saturated or partially saturated and has from 3 to 12 ring atoms per ring selected from C atoms and N, O, and S heteroatoms. Illustrative examples of heterocycloalkyl groups include:



[0140] As used herein, “aryloxy” includes —O-aryl group, wherein aryl is as defined above. An aryloxy group can be unsubstituted or substituted.

[0141] As used herein, “arylalkyl” includes -(alkyl)-(aryl), wherein alkyl and aryl are defined above.

[0142] As used herein, “arylalkyloxy” includes —O-(alkyl)-(aryl), wherein alkyl and aryl are defined above.

[0143] As used herein, “cycloalkyl” includes a monocyclic or polycyclic saturated ring comprising carbon and hydrogen atoms and having no carbon-carbon multiple bonds. Examples of cycloalkyl groups include, but are not limited to, (C₃-C₇)cycloalkyl groups, such as cyclopropyl, cyclobutyl, cyclopentyl, cyclohexyl, and cycloheptyl, and saturated cyclic and bicyclic terpenes. A cycloalkyl group can be unsubstituted or substituted. Preferably, the cycloalkyl group is a monocyclic ring or bicyclic ring.

[0144] As used herein, “cycloalkyloxy” includes —O-(cycloalkyl), wherein cycloalkyl is defined above.

[0145] As used herein, “cycloalkylalkyloxy” includes —O-(alkyl)-(cycloalkyl), wherein cycloalkyl and alkyl are defined above.

[0146] As used herein, the term “alkylidene” includes the divalent radical —C_nH_{2n}—, wherein n is an integer from 1 to 8, such as —CH₂—, —CH₂CH₂—, —CH₂—CH₂—

CH₂—, —CH₂CH₂CH₂CH₂—, —CH₂CH₂CH₂CH₂CH₂—, and the like, unsubstituted or substituted with one or more alkyl groups.

[0147] As used herein, “heteroatom-containing alkylidene” includes an alkylidene wherein at least one carbon atom is replaced by a heteroatom selected from nitrogen, oxygen, or sulfur, such as —CH₂CH₂OCH₂CH₂—, and the like, unsubstituted or substituted with one or more alkyl groups.

[0148] As used herein, “aminoalkoxy” includes —O-(alkyl)-NH₂, wherein alkyl is defined above.

[0149] As used herein, “mono-alkylamino” includes —NH(alkyl), wherein alkyl is defined above.

[0150] As used herein, “di-alkylamino” includes —N(alkyl)(alkyl), wherein each “alkyl” is independently an alkyl group defined above.

[0151] As used herein, “mono-alkylaminoalkoxy” includes —O-(alkyl)-NH(alkyl), wherein each “alkyl” is independently an alkyl group defined above.

[0152] As used herein, “di-alkylaminoalkoxy” includes —O-(alkyl)N(alkyl)(alkyl), wherein each “alkyl” is independently an alkyl group defined above.

[0153] As used herein, “arylamino” includes —NH(aryl), wherein aryl is defined above.

[0154] As used herein, “arylalkylamino” includes —NH-(alkyl)-(aryl), wherein alkyl and aryl are defined above.

[0155] As used herein, “alkylamino” includes —NH(alkyl), wherein alkyl is defined above.

[0156] As used herein, “cycloalkylamino” includes —NH-(cycloalkyl), wherein cyclohexyl is defined above.

[0157] As used herein, “cycloalkylalkylamino” includes —NH-(alkyl)-(cycloalkyl), wherein alkyl and cycloalkyl are defined above.

[0158] As used herein, “aminoalkyl” includes -(alkyl)-NH₂, wherein alkyl is defined above.

[0159] As used herein, “mono-alkylaminoalkyl” includes -(alkyl)-NH(alkyl), wherein each “alkyl” is independently an alkyl group defined above.

[0160] As used herein, “di-alkylaminoalkyl” include -(alkyl)-N(alkyl)(alkyl), wherein each “alkyl” is independently an alkyl group defined above.

[0161] The term “whole integer” is intended to include whole numbers. For example, a whole integer from 0 to 4 would include 0, 1, 2, 3, and 4.

[0162] Sulfonyl refers to the presence of a sulfur atom, which is optionally linked to another moiety such as an aliphatic group, an aromatic group, an aryl group, an alicyclic group, or a heterocyclic group. Aryl or alkyl sulfonyl moieties have the formula —SO₂R_d, and alkoxy moieties have the formula —O—R_d, wherein R_d is alkyl, as defined above, or is aryl wherein aryl is phenyl, optionally substituted with 1-3 substituents independently selected from halo (fluoro, chloro, bromo or iodo), lower alkyl (1-6C) and lower alkoxy (1-6C).

[0163] As used herein, the term “substituted” means that the specified group or moiety bears one or more suitable substituents.

[0164] As used herein, the term “unsubstituted” means that the specified group bears no substituents.

[0165] As used herein, the term “optionally substituted” means that the specified group is unsubstituted or substituted by one or more substituents.

[0166] Molecular embodiments of the present invention may possess one or more chiral centers and each center may exist in the R or S configuration. The present invention includes all diastereomeric, enantiomeric, and epimeric forms as well as the appropriate mixtures thereof. Stereoisomers may be obtained, if desired, by methods known in the art as, for example, the separation of stereoisomers by chiral chromatographic columns. Additionally, the compounds of the present invention may exist as geometric isomers. The present invention includes all cis, trans, syn, anti, entgegen (E), and zusammen (Z) isomers as well as the appropriate mixtures thereof.

[0167] Certain functional groups contained within the compounds of the present invention can be substituted for bioisosteric groups, that is, groups which have similar spatial or electronic requirements to the parent group, but exhibit differing or improved physicochemical or other properties. Suitable examples are well known to those of skill in the art, and include, but are not limited to moieties described in Patini et al., *Chem, Rev*, 1996, 96, 3147-3176 and references cited therein.

[0168] In addition, the compounds of the present invention can exist in unsolvated as well as solvated forms with pharmaceutically acceptable solvents such as water, ethanol, and the like. In general, the solvated forms are considered equivalent to the unsolvated forms for the purposes of the present invention.

[0169] To more readily facilitate an understanding of the invention and its preferred embodiments, the meanings of terms used herein will become apparent from the context of this specification in view of common usage of various terms and the explicit definitions of other terms provided in the glossary below or in the ensuing description.

[0170] Compounds

[0171] In one aspect, the present invention is directed to compounds, compositions, and methods for treating conditions associated with abnormal kinase activity. In one embodiment, compounds useful in the invention are derivatives of isoxazoles, pyrazoles and isothiazoles. When the compounds of the invention contain one or more chiral centers, the invention includes optically pure forms as well as mixtures of stereoisomers or enantiomers.

[0172] Thus, the invention provides methods for modulating various kinases by providing an effective amount of a compound of the formulas described herein.

[0173] Salts of the compounds may be used for therapeutic and prophylactic purposes, where the salt is preferably a pharmaceutically acceptable salt. Examples of pharmaceutically acceptable salts include those derived from mineral acids, such as hydrochloric, hydrobromic, phosphoric, metaphosphoric, nitric and sulphuric acids, and organic acids,

such as tartaric, acetic, trifluoroacetic, citric, malic, lactic, fumaric, benzoic, glycolic, gluconic, succinic and methanesulphonic and arylsulphonic, for example Q-toluenesulphonic, acids.

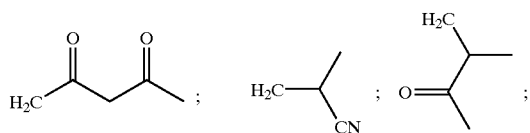
[0174] A “prodrug” refers to a drug or compound in which the pharmacological action results from conversion by metabolic processes within the body. Prodrugs are generally drug precursors that, following administration to a subject and subsequent absorption, are converted to an active, or a more active species via some process, such as conversion by a metabolic pathway. Some prodrugs have a chemical group present on the prodrug that renders it less active and/or confers solubility or some other property to the drug. Once the chemical group has been cleaved and/or modified from the prodrug the active drug is generated. Prodrugs may be designed as reversible drug derivatives, for use as modifiers to enhance drug transport to site-specific tissues. Additionally, prodrugs can increase the effective water solubility of the therapeutic compound for targeting to regions where water is the principal solvent. See, e.g., Fedorak et al., *Am. J. Physiol.*, 269:G210-218 (1995); McLoed et al., *Gastroenterol*, 106:405-413 (1994); Hochhaus et al., *Biomed. Chrom.*, 6:283-286 (1992); J. Larsen and H. Bundgaard, *Int. J. Pharmaceutics*, 37, 87 (1987); J. Larsen et al., *Int. J. Pharmaceutics*, 47, 103 (1988); Sinkula et al., *J. Pharm. Sci.*, 64:181-210 (1975); T. Higuchi and V. Stella, *Pro-drugs as Novel Delivery Systems*, Vol. 14 of the A.C.S. Symposium Series; and Edward B. Roche, *Bioreversible Carriers in Drug Design*, American Pharmaceutical Association and Pergamon Press, 1987. Prodrug forms of the above described compounds, wherein the prodrug is metabolized in vivo to produce a derivative as set forth above are included within the scope of the claims. Indeed, some of the above-described derivatives may be a prodrug for another derivative or active compound.

[0175] The invention further provides for the optical isomers of the compounds disclosed herein, especially those resulting from the chiral carbon atoms in the molecule. In additional embodiments of the invention, mixtures of enantiomers and/or diastereoisomers, resulting from a single preparative step, combination, or interconversion may also be useful for the applications described herein.

[0176] In another aspect, compositions containing the above described analogs and derivatives are provided. Preferably, the compositions are formulated to be suitable for pharmaceutical or clinical use by the inclusion of appropriate carriers or excipients.

[0177] Groups such as carbonyl, carboxyl, alkoxy, amino, and cyano groups, etc., as shown in the formula above, need not be directly bound to the para position; they may be included elsewhere in the alkyl, alkenyl or alkynyl substituent. Thus, also acceptable substituents are the following representative forms:

[0178] $-\text{CH}_2\text{NHCH}_3$; $-\text{CH}_2\text{OCH}_3$; $-\text{CH}_2\text{SCH}_3$;
 $-\text{NHCH}_3$; $-\text{CH}_2\text{CH}_3$; $-\text{OCH}_2\text{CH}_3$; $-\text{SCH}_2\text{CH}_2\text{CH}_3$;
 $-\text{CH}=\text{CHCH}_2\text{NH}_2$; $-\text{CH}_2\text{CH}_2\text{OH}$;



[0179] $-\text{CH}_2\text{CH}_2\text{CH}_2\text{SH}$; $-\text{CH}_2\text{OC(O)CH}_3$;
 $-\text{CH}_2\text{NHC(O)CH}_2\text{C(O)CH}_3$; $-\text{NHC(O)CH}_2\text{CH}_2\text{CH}_3$
 each of which may further be substituted with a cycloalkyl, heterocycloalkyl, aryl or heteroaryl group.

[0180] It will also be evident that these substituents include, for example, trifluoromethyl, difluoromethyl and fluoromethyl (alkyl substituted by halo) and trifluoromethoxy, difluoromethoxy and fluoromethoxy (alkyl where one carbon is replaced by O and is further substituted by halo).

[0181] Compounds of the invention which contain carboxyl groups or which contain amino groups may be supplied in the forms of their pharmaceutically acceptable salts. Pharmaceutically acceptable salts of carboxylic acids include inorganic salts such as salts of sodium, potassium, calcium, magnesium and the like or salts formed with organic bases such as caffeine. Salts of amines are acid addition salts formed from inorganic acids such as hydrochloric, sulfuric, phosphoric acids or may be salts of organic acids such as acetates, maleates, propionates, and the like.

[0182] The invention also provides prodrug forms of the compounds described herein, wherein the prodrug is metabolized in vivo to produce a derivative as set forth above. Indeed, some of the above described derivatives may be a prodrug for another derivative or active compound. The invention further provides for the optical isomers of the compounds disclosed herein, especially those resulting from the chiral carbon atoms in the molecule. In additional embodiments of the invention, mixtures of enantiomers and/or diastereoisomers, resulting from a single preparative step, combination, or interconversion are provided.

[0183] In another aspect of the invention, compositions containing the above described analogs and derivatives are provided. Preferably, the compositions are formulated to be suitable for pharmaceutical or clinical use by the inclusion of appropriate carriers or excipients.

[0184] In yet another aspect of the invention, pharmaceutical formulations are provided comprising at least one compound described above, or a pharmaceutically acceptable salt or solvate thereof, together with one or more pharmaceutically acceptable carriers, diluents or excipients.

[0185] The compounds of the invention, especially when used in the invention methods and compositions, may be "conjugated"—that is they may be coupled to additional moieties that do not destroy their ability to modulate kinases. For example, the compounds might be coupled to a label such as a radioactive label, a fluorescent label and the like, or may be coupled to targeting agents such as antibodies or fragments, or to fragments to aid purification such as FLAG or a histidine tag. The compounds may also be coupled to specific binding partners such as biotin for use in assay procedures or to moieties that alter their biological half-lives

such as polyethylene glycol. Thus, the methods of the invention employ the invention compounds per se as well as conjugates thereof.

[0186] Synthesis of Compounds

[0187] Compounds of the present invention may be synthesized using standard synthetic techniques known to those of skill in the art or using methods known in the art in combination with methods described herein. See, e.g., March, *ADVANCED ORGANIC CHEMISTRY* 4th Ed., (Wiley 1992); Carey and Sundberg, *ADVANCED ORGANIC CHEMISTRY* 3rd Ed., Vols. A and B (Plenum 1992), and Green and Wuts, *PROTECTIVE GROUPS IN ORGANIC SYNTHESIS* 2nd Ed. (Wiley 1991). General methods for the preparation of compound as disclosed herein may be derived from known reactions in the field, and the reactions may be modified by the use of appropriate reagents and conditions, as would be recognized by the skilled person, for the introduction of the various moieties found in the formulae as provided herein.

[0188] The compounds of the invention are synthesized by methods well known in the art. The compounds of the invention are ureas or cyclic forms thereof and can be synthesized using generally known procedures for urea synthesis.

[0189] In one group of methods, an amine is reacted with an isocyanate in an aprotic solvent. Typically, in some embodiments, a molar excess of the amine is used in the presence of an aprotic solvent and the reaction is conducted at room temperature. The reaction mixture is then poured into water and precipitated with salt to recover the crude product which is then purified according to standard methods.

[0190] In alternative methods, the ureas are formed from two separate amine reactants in the presence of a condensing agent such as 1,1-carbonyldiimidazole (CDI) in the presence of an inert nonpolar solvent such as dichloromethane. One of the amines is first added to a solution of CDI in solvent under cooling conditions and then stirred at room temperature with the other amine. After removal of solvent, the crude product can be purified using standard procedures.

[0191] In still another method, one of the amines is added in an aprotic solvent to a solution of triphosgene and then treated with the other amine reactant dissolved in an inert solvent in the presence of base such as triethylamine. After reaction at room temperature, the mixture may be diluted with, for example, ethylacetate and washed with water and brine, dried and purified.

[0192] In still another method, one of the amine components is treated with 4-nitrophenylchloroformate in the presence of mild base in a solvent such as N-methylpyrrolidone (NMP). The other amine is then added and the reaction mixture heated, then cooled, poured into water, extracted into chloroform and further purified.

[0193] Alternatively, the urea may be formed by the reaction of an amine with the counterpart halo acylamine which is formed from the parent amine by treatment with phosgene and base in an inert solvent such as methylene dichloride or by reacting an amine with its counterpart amine with an acyl amine containing an alternate leaving

group formed by reaction of that amine with 4-nitrophenyl-chloroformate in the presence of an amine base and in an inert solvent.

[0194] Details of these methods can be found in Matsuno et al. *J. Med. Chem.* 45:3057-66 (2002); Matsuno et al. *J. Med. Chem.* 45:4513-23 (2002); and and Pandley et al., *J. Med. Chem.* 45:3772-93 (2002).

[0195] Cyclized forms of the ureas may be obtained by treating the formed urea with dibromo derivatives of the bridge, typically in the presence of a strong base and in an inert aprotic polar solvent.

[0196] The ureas may be converted to thioureas by treating with Lawesson's reagent in the presence of toluene.

[0197] For compounds having the moiety Ar^1-L-Ar^2 is obtained by first protecting the amino group of p-hydroxy aniline destined to become Ar^1 with a protecting agent such as Boc and then coupling the hydroxy group of Ar^1 to an aryl alkyl halide. This coupling is conducted in the presence of strong base and in an aprotic solvent. After deprotection, the urea is formed by reaction with the isoxazole isocyanate. These techniques are exemplified below.

[0198] Selected examples of covalent linkages and precursor functional groups which yield them are given in the Table entitled "Examples of Covalent Linkages and Precursors Thereof." Precursor functional groups are shown as electrophilic groups and nucleophilic groups. The functional group on the organic substance may be attached directly, or attached via any useful spacer or linker as defined below.

TABLE 1

Examples of Covalent Linkages and Precursors Thereof		
Covalent Linkage Product	Electrophile	Nucleophile
Carboxamides	Activated esters	amines/anilines
Carboxamides	acyl azides	amines/anilines
Carboxamides	acyl halides	amines/anilines
Esters	acyl halides	alcohols/phenols
Esters	acyl nitriles	alcohols/phenols
Carboxamides	acyl nitriles	amines/anilines
Imines	Aldehydes	amines/anilines
Hydrazones	aldehydes or ketones	Hydrazines
Oximes	aldehydes or ketones	Hydroxylamines
Alkyl amines	alkyl halides	amines/anilines
Esters	alkyl halides	carboxylic acids
Thioethers	alkyl halides	Thiols
Ethers	alkyl halides	alcohols/phenols
Thioethers	alkyl sulfonates	Thiols
Esters	alkyl sulfonates	carboxylic acids
Ethers	alkyl sulfonates	alcohols/phenols
Esters	Anhydrides	alcohols/phenols
Carboxamides	Anhydrides	amines/anilines
Thiophenols	aryl halides	Thiols
Aryl amines	aryl halides	Amines
Thioethers	Azindines	Thiols
Boronate esters	Boronates	Glycols
Carboxamides	carboxylic acids	amines/anilines
Esters	carboxylic acids	Alcohols
hydrazines	Hydrazides	carboxylic acids
N-acylureas or Anhydrides	carbodiimides	carboxylic acids
Esters	diazoalkanes	carboxylic acids
Thioethers	Epoxides	Thiols
Thioethers	haloacetamides	Thiols
Ammotriazines	halotriazines	amines/anilines
Triazinyl ethers	halotriazines	alcohols/phenols
Amidines	imido esters	amines/anilines
Ureas	Isocyanates	amines/anilines

TABLE 1-continued

Examples of Covalent Linkages and Precursors Thereof		
Covalent Linkage Product	Electrophile	Nucleophile
Urethanes	Isocyanates	alcohols/phenols
Thioureas	isothiocyanates	amines/anilines
Thioethers	Maleimides	Thiols
Phosphite esters	phosphoramidites	Alcohols
Silyl ethers	silyl halides	Alcohols
Alkyl amines	sulfonate esters	amines/anilines
Thioethers	sulfonate esters	Thiols
Esters	sulfonate esters	carboxylic acids
Ethers	sulfonate esters	Alcohols
Sulfonamides	sulfonyl halides	amines/anilines
Sulfonate esters	sulfonyl halides	phenols/alcohols

[0199] In general, carbon electrophiles are susceptible to attack by complementary nucleophiles, including carbon nucleophiles, wherein an attacking nucleophile brings an electron pair to the carbon electrophile in order to form a new bond between the nucleophile and the carbon electrophile.

[0200] Suitable carbon nucleophiles include, but are not limited to alkyl, alkenyl, aryl and alkynyl Grignard, organolithium, organozinc, alkyl-, alkenyl, aryl- and alkynyl-tin reagents (organostannanes), alkyl-, alkenyl-, aryl- and alkynyl-borane reagents (organoboranes and organoboronates); these carbon nucleophiles have the advantage of being kinetically stable in water or polar organic solvents. Other carbon nucleophiles include phosphorus ylids, enol and enolate reagents; these carbon nucleophiles have the advantage of being relatively easy to generate from precursors well known to those skilled in the art of synthetic organic chemistry. Carbon nucleophiles, when used in conjunction with carbon electrophiles, engender new carbon-carbon bonds between the carbon nucleophile and carbon electrophile.

[0201] Non-carbon nucleophiles suitable for coupling to carbon electrophiles include but are not limited to primary and secondary amines, thiols, thiolates, and thioethers, alcohols, alkoxides, azides, semicarbazides, and the like. These non-carbon nucleophiles, when used in conjunction with carbon electrophiles, typically generate heteroatom linkages (C—X—C), wherein X is a heteroatom, e.g. oxygen or nitrogen.

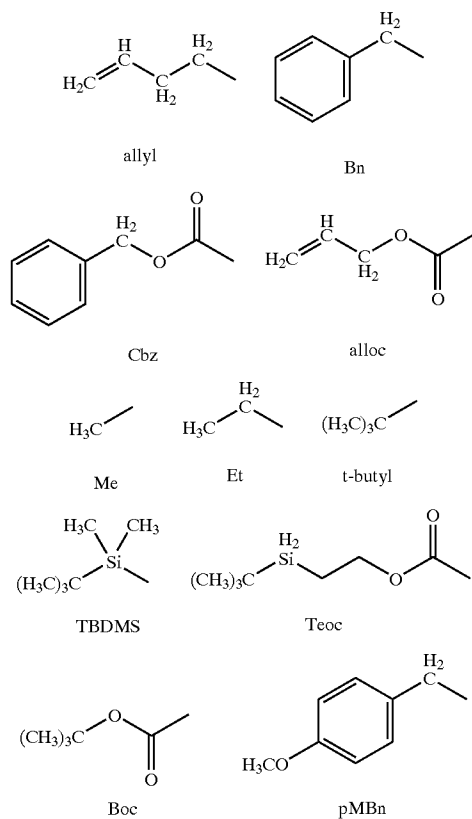
[0202] The term "protecting group" refers to chemical moieties that block some or all reactive moieties and prevent such groups from participating in chemical reactions until the protective group is removed. It is preferred that each protective group be removable by a different means. Protective groups that are cleaved under totally disparate reaction conditions fulfill the requirement of differential removal. Protective groups can be removed by acid, base, and hydrogenolysis. Groups such as trityl, dimethoxytrityl, acetal and t-butyl dimethylsilyl are acid labile and may be used to protect carboxy and hydroxy reactive moieties in the presence of amino groups protected with Cbz groups, which are removable by hydrogenolysis, and Fmoc groups, which are base labile. Carboxylic acid and hydroxy reactive moieties may be blocked with base labile groups such as, without limitation, methyl, ethyl, and acetyl in the presence of amines blocked with acid labile groups such as t-butyl

carbamate or with carbamates that are both acid and base stable but hydrolytically removable.

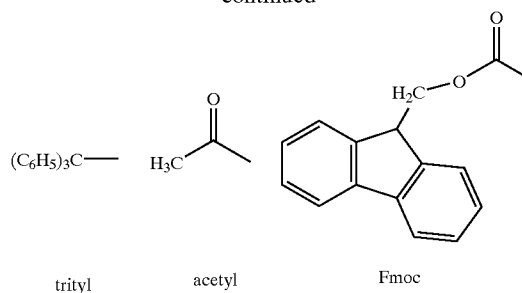
[0203] Carboxylic acid and hydroxy reactive moieties may also be blocked with hydrolytically removable protective groups such as the benzyl group, while amine groups capable of hydrogen bonding with acids may be blocked with base labile groups such as Fmoc. Carboxylic acid reactive moieties may be protected by conversion to simple ester derivatives as exemplified herein, or they may be blocked with oxidatively-removable protective groups such as 2,4-dimethoxybenzyl, while co-existing amino groups may be blocked with fluoride labile silyl carbamates.

[0204] Allyl blocking groups are useful in the presence of acid- and base-protecting groups since the former are stable and can be subsequently removed by metal or pi-acid catalysts. For example, an allyl-protected carboxylic acid can be deprotected with a Pd₀-catalyzed reaction in the presence of acid labile t-butyl carbamate or base-labile acetate amine protecting groups. Yet another form of protecting group is a resin to which a compound or intermediate may be attached. As long as the residue is attached to the resin, that functional group is blocked and cannot react. Once released from the resin, the functional group is available to react.

[0205] Typically blocking/protecting groups may be selected from:



-continued



[0206] Other protecting groups are described in Greene and Wuts, *Protective Groups in Organic Synthesis*, 3rd Ed., John Wiley & Sons, New York, N.Y., 1999, which is incorporated herein by reference in its entirety.

[0207] Biological Activity

[0208] Protein kinases (PKs) play a role in signal transduction pathways regulating a number of cellular functions, such as cell growth, differentiation, and cell death. PKs are enzymes that catalyze the phosphorylation of hydroxy groups on tyrosine, serine and threonine residues of proteins. Abnormal PK activity has been related to disorders ranging from relatively non life threatening diseases such as psoriasis to extremely virulent diseases such as glioblastoma (brain cancer). In addition, a variety of tumor types have dysfunctional growth factor receptor tyrosine kinases, resulting in inappropriate mitogenic signaling. Protein kinases are believed to be involved in many different cellular signal transduction pathways. In particular, protein tyrosine kinases (PTK) are attractive targets in the search for therapeutic agents, not only for cancer, but also against many other diseases. Blocking or regulating the kinase phosphorylation process in a signaling cascade may help treat conditions such as cancer or inflammatory processes.

[0209] Protein tyrosine kinases are a family of tightly regulated enzymes, and the aberrant activation of various members of the family is one of the hallmarks of cancer. The protein-tyrosine kinase family includes Bcr-Abl tyrosine kinase, and can be divided into subgroups that have similar structural organization and sequence similarity within the kinase domain. The members of the type III group of receptor tyrosine kinases include the platelet-derived growth factor (PDGF) receptors (PDGF receptors α and β), colony-stimulating factor (CSF-1) receptor (CSF-1R, c-Fms), FLT-3, and stem cell or steel factor receptor (c-kit).

[0210] The compounds, compositions, and methods provided herein are useful to modulate the activity of kinases including, but not limited to, ERBB2, ABL1, AURKA, CDK2, EGFR, FGFR1, LCK, MAPK14, PDGFR, KDR, ABL1, BRAF, ERBB4, FLT3, KIT, and RAF1. In some embodiments, the compositions and methods provided herein modulate the activity of a mutant kinase.

[0211] Inhibition by the compounds provided herein can be determined using any suitable assay. In one embodiment, inhibition is determined in vitro. In a specific embodiment, inhibition is assessed by phosphorylation assays. Any suitable phosphorylation assay can be employed. For example,

membrane autophosphorylation assays, receptor autophosphorylation assays in intact cells, and ELISA's can be employed. See, e.g., Gazit, et al., *J. Med. Chem.* (1996) 39:2170-2177, Chapter 18 in *CURRENT PROTOCOLS IN MOLECULAR BIOLOGY* (Ausubel, et al., eds. 2001). Cells useful in such assays include cells with wildtype or mutated forms. In one embodiment, the wildtype is a kinase that is not constitutively active, but is activated with upon dimerization. For example, the mutant FLT3 kinase is constitutively active via internal tandem duplication mutations or point mutations in the activation domain. Suitable cells include those derived through cell culture from patient samples as well as cells derived using routine molecular biology techniques, e.g., retroviral transduction, transfection, mutagenesis, etc. Exemplary cells include Ba/F3 or 32Dc13 cells transduced with, e.g., MSCV retroviral constructs FLT3-ITD (Kelly et al., 2002); Molm-13 and Molm14 cell line (Fujisaki Cell Center, Okayama, Japan); HL60 (AML-M3), AML193 (AML-M5), KG-1, KG-1a, CRL-1873, CRL-9591, and THP-1 (American Tissue Culture Collection, Bethesda, Md.); or any suitable cell line derived from a patient with a hematopoietic malignancy.

[0212] In some embodiments, the compounds described herein significantly inhibit receptor tyrosine kinases. A significant inhibition of a receptor tyrosine kinase activity refers to an IC_{50} of less than or equal to 100 μ M. Preferably, the compound can inhibit activity with an IC_{50} of less than or equal to 50 μ M, more preferably less than or equal to 10 μ M, more preferably less than 1 μ M, or less than 100 nM, most preferably less than 50 nM. Lower IC_{50} 's are preferred because the IC_{50} provides an indication as to the in vivo effectiveness of the compound. Other factors known in the art, such as compound half-life, biodistribution, and toxicity should also be considered for therapeutic uses. Such factors may enable a compound with a lower IC_{50} to have greater in vivo efficacy than a compound having a higher IC_{50} . Preferably, a compound that inhibits activity is administered at a dose where the effective tyrosine phosphorylation, i.e., IC_{50} , is less than its cytotoxic effects, LD_{50} .

[0213] In some embodiments, the compounds selectively inhibit one or more kinases. Selective inhibition of a kinase, such as FLT3, p38 kinase, STK10, MKNK2, Bcr-Abl, c-kit, or PDGFR, is achieved by inhibiting activity of one kinase, while having an insignificant effect on other members of the superfamily.

[0214] PDGFR

[0215] Platelet-Derived Growth factor Receptors (PDGFR's) are receptor tyrosine kinases that regulate proliferative and chemotactic responses. PDGFR's have two forms—PDGFR- α (CD140a) and PDGFR- β (CD140b). PDGFRs are normally found in connective tissue and glia but are lacking in most epithelia, and PDGF expression has been shown in a number of different solid tumors, from glioblastomas to prostate carcinomas. For instance, PDGFR kinases are involved in various cancers such as T-cell lymphoma, acute lymphoblastic leukemia (ALL), acute myeloid leukemia (AML), melanoma, glioblastoma and others (see Belamy W. T. et al., *Cancer Res.* 1999, 59, 728-733). In these various tumor types, the biological role of PDGF signaling can vary from autocrine stimulation of cancer cell growth to more subtle paracrine interactions involving adjacent stroma and angiogenesis. Furthermore, PDGF has been implicated

in the pathogenesis of several nonmalignant proliferation diseases, including atherosclerosis, restenosis following vascular angioplasty and fibroproliferative disorders such as obliterative bronchiolitis. Therefore, inhibiting the PDGFR kinase activity with small molecules may interfere with tumor growth and angiogenesis.

[0216] The binding of PDGFR to its receptor activates the intracellular tyrosine kinase, resulting in the autophosphorylation of the receptor as well as other intracellular substrates such as Src, GTPase Activating Protein (GAP), and phosphatidylinositol-3-phosphate. Upon autophosphorylation the PDGFR also forms complexes with other signaling moieties including phospholipase C- γ (PLC- γ), phosphatidylinositol-3-kinase (PI3K), and raf-1. It appears to be involved in communication between endothelial cells and pericytes, a communication that is essential for normal blood vessel development.

[0217] It has been found previously that the disruption of the PDGFR- β in mice oblates neovascular pericytes that from part of the capillary wall. See Lindahl, P., et al., *Science* (1997) 227:242-245; Hellstrom, M., et al., *Development* (1999) 126:3047-3055. A recent study by Bergers, G., et al., *J. Clin. Invest.* (2003) 111:1287-1295 has suggested that inhibition of PDGFR kinase activity by certain compounds such as SU6668 or ST1571/Gleevec inhibits tumor growth and that these compounds combined with VEGFR inhibitor SU5416 were very effective in reducing tumor growth. Further, inhibition of PDGFR- β by Gleevec enhanced tumor chemotherapeutic efficacy in mice. Pietras, K., et al., *Cancer Res.* (2002) 62:5476-5484. A review of PDGFR receptors as cancer drug targets by Pietras, K., et al., appears in *Cancer Cell.* (2003) 3:439-443. Inhibition of this kinase activity is also effective where abnormal forms of PDGFR, such as the TEL/PDGFR- β fusion protein associated with chronic myelomonocytic leukemia (CMML) is produced. See also, Grisolan, J. L., et al., *Proc. Natl. Acad. Sci. USA.* (2003) 100:9506-

[0218] Inhibitors of PDGFR- β frequently also inhibit additional kinases involved in tumor growth such as BCR-ABL, TEL-ABL, and PDGFR- α . See, Carroll, M., et al., *Blood* (1997) 90:4947-4952 and Cools, J., et al., *Cancer Cell* (2003) 3:450-469. One class of established inhibitors of PDGFR kinase activity includes quinazoline derivatives which comprise piperazine substitutions. Such compounds are disclosed in Yu, J-C., et al., *J. Pharmacol. Exp. Ther.* (2001) 298:1172-1178; Pandey, A., et al., *J. Med. Chem.* (2002) 45:3772-3793 Matsuno, K., et al., *J. Med. Chem.* (2002) 45: 4413-4523 and Matsuno, K., et al., *ibid.*, 3057-3066. Still another class is represented by 2-phenyl pyrimidines as disclosed by Buchdunger, E., et al., *Proc. Natl. Acad. Sci. USA.* (1995) 92:2558-2562. However, there remains a need for additional compounds that are effective in inhibiting PDGFR kinase activity. Given the complexities of signal transduction with the redundancy and crosstalk between various pathways, the identification of specific PDGFR tyrosine kinase inhibitors permits accurate targeting with limited or no unwanted inhibition of the pathways, thus reducing the toxicity of such inhibitory compounds.

[0219] In one embodiment, compositions and methods provided herein are effective to modulate the activity of PDGFR. In other embodiments, compositions and methods provided herein are effective to selectively modulate the activity of PDGFR.

[0220] Formulations

[0221] The compounds described herein can be used to prepare a medicament, such as by formulation into pharmaceutical compositions for administration to a subject using techniques generally known in the art. A summary of such pharmaceutical compositions may be found, for example, in Remington's Pharmaceutical Sciences, Mack Publishing Co., Easton, Pa. The compounds of the invention can be used singly or as components of mixtures. Preferred forms of the compounds are those for systemic administration as well as those for topical or transdermal administration. Formulations designed for timed release are also within the scope of the invention. Formulation in unit dosage form is also preferred for the practice of the invention.

[0222] In unit dosage form, the formulation is divided into unit doses containing appropriate quantities of one or more compounds. The unit dosage may be in the form of a package containing discrete quantities of the formulation. Non-limiting examples are packeted tablets or capsules, and powders in vials or ampoules.

[0223] The compounds described herein may be labeled isotopically (e.g. with a radioisotope) or by any other means, including, but not limited to, the use of chromophores or fluorescent moieties, bioluminescent labels, or chemiluminescent labels. The compositions may be in conventional forms, either as liquid solutions or suspensions, solid forms suitable for solution or suspension in a liquid prior to use, or as emulsions. Suitable excipients or carriers are, for example, water, saline, dextrose, glycerol, alcohols, aloe vera gel, allantoin, glycerin, vitamin A and E oils, mineral oil, propylene glycol, PPG-2 myristyl propionate, and the like. Of course, these compositions may also contain minor amounts of nontoxic, auxiliary substances, such as wetting or emulsifying agents, pH buffering agents, and so forth.

[0224] Methods for the preparation of compositions comprising the compounds described herein include formulating the derivatives with one or more inert, pharmaceutically acceptable carriers to form either a solid or liquid. Solid compositions include, but are not limited to, powders, tablets, dispersible granules, capsules, cachets, and suppositories. Liquid compositions include solutions in which a compound is dissolved, emulsions comprising a compound, or a solution containing liposomes, micelles, or nanoparticles comprising a compound as disclosed herein.

[0225] A carrier of the invention can be one or more substances which also serve to act as a diluent, flavoring agent, solubilizer, lubricant, suspending agent, binder, or tablet disintegrating agent. A carrier can also be an encapsulating material.

[0226] In powder forms of the invention's compositions, the carrier is preferably a finely divided solid in powder form which is interdispersed as a mixture with a finely divided powder from one or more compound. In tablet forms of the compositions, one or more compounds is intermixed with a carrier with appropriate binding properties in suitable proportions followed by compaction into the shape and size desired. Powder and tablet form compositions preferably contain between about 5 to about 70% by weight of one or more compound. Carriers that may be used in the practice of the invention include, but are not limited to, magnesium carbonate, magnesium stearate, talc, lactose, sugar, pectin,

dextrin, starch, tragacanth, methyl cellulose, sodium carboxymethyl cellulose, a low-melting wax, cocoa butter, and the like.

[0227] The compounds of the invention may also be encapsulated or microencapsulated by an encapsulating material, which may thus serve as a carrier, to provide a capsule in which the derivatives, with or without other carriers, is surrounded by the encapsulating material. In an analogous manner, cachets comprising one or more compounds are also provided by the instant invention. Tablet, powder, capsule, and cachet forms of the invention can be formulated as single or unit dosage forms suitable for administration, optionally conducted orally.

[0228] In suppository forms of the compositions, a low-melting wax such as, but not limited to, a mixture of fatty acid glycerides, optionally in combination with cocoa butter is first melted. One or more compounds are then dispersed into the melted material by, as a non-limiting example, stirring. The non-solid mixture is then placed into molds as desired and allowed to cool and solidify.

[0229] Non-limiting compositions in liquid form include solutions suitable for oral or parenteral administration, as well as suspensions and emulsions suitable for oral administration. Sterile aqueous based solutions of one or more compounds, optionally in the presence of an agent to increase solubility of the derivative(s), are also provided. Non-limiting examples of sterile solutions include those comprising water, ethanol, and/or propylene glycol in forms suitable for parenteral administration. A sterile solution of the invention may be prepared by dissolving one or more compounds in a desired solvent followed by sterilization, such as by filtration through a sterilizing membrane filter as a non-limiting example. In another embodiment, one or more compounds are dissolved into a previously sterilized solvent under sterile conditions.

[0230] A water based solution suitable for oral administration can be prepared by dissolving one or more compounds in water and adding suitable flavoring agents, coloring agents, stabilizers, and thickening agents as desired. Water based suspensions for oral use can be made by dispersing one or more compounds in water together with a viscous material such as, but not limited to, natural or synthetic gums, resins, methyl cellulose, sodium carboxymethyl cellulose, polyvinylpyrrolidone, and other suspending agents known to the pharmaceutical field.

[0231] In therapeutic use, the compounds of the invention are administered to a subject at dosage levels of from about 0.5 mg/kg to about 8.0 mg/kg of body weight per day. For example, a human subject of approximately 70 kg, this is a dosage of from 35 mg to 560 mg per day. Such dosages, however, may be altered depending on a number of variables, not limited to the activity of the compound used, the condition to be treated, the mode of administration, the requirements of the individual subject, the severity of the condition being treated, and the judgment of the practitioner.

[0232] The foregoing ranges are merely suggestive, as the number of variables in regard to an individual treatment regime is large, and considerable excursions from these recommended values are not uncommon.

[0233] Methods of Use

[0234] By modulating kinase activity, the compounds disclosed herein can be used to treat a variety of diseases. Suitable conditions characterized by undesirable protein-kinase activity can be treated by the compounds presented herein. As used herein, the term "condition" refers to a disease, disorder, or related symptom where inappropriate kinase activity is present. In some embodiments, these conditions are characterized by aggressive neovascularization including tumors, especially acute myelogenous leukemia (AML), B-precursor cell acute lymphoblastic leukemias, myelodysplastic leukemias, T-cell acute lymphoblastic leukemias, and chronic myelogenous leukemias (CMLs).

[0235] Compounds presented herein are useful in the treatment of a variety of biologically aberrant conditions or disorders related to tyrosine kinase signal transduction. Such disorders pertain to abnormal cell proliferation, differentiation, and/or metabolism. Abnormal cell proliferation may result in a wide array of diseases, including the development of neoplasia such as carcinoma, sarcoma, leukemia, glioblastoma, hemangioma, psoriasis, arteriosclerosis, arthritis and diabetic retinopathy (or other disorders related to uncontrolled angiogenesis and/or vasculogenesis).

[0236] In various embodiments, compounds presented herein regulate, modulate, and/or inhibit disorders associated with abnormal cell proliferation by affecting the enzymatic activity of one or more tyrosine kinases and interfering with the signal transduced by said kinase. More particularly, the present invention is directed to compounds which regulate, modulate said kinase mediated signal transduction pathways as a therapeutic approach to cure leukemia and many kinds of solid tumors, including but not limited to carcinoma, sarcoma, erythroblastoma, glioblastoma, meningioma, astrocytoma, melanoma and myoblastoma. Indications may include, but are not limited to brain cancers, bladder cancers, ovarian cancers, gastric cancers, pancreas cancers, colon cancers, blood cancers, lung cancers and bone cancers.

[0237] In other embodiments, compounds herein are useful in the treatment of cell proliferative disorders including cancers, blood vessel proliferative disorders, fibrotic disorders, and mesangial cell proliferative disorders. Blood vessel proliferative disorders refer to angiogenic and vasculogenic disorders generally resulting in abnormal proliferation of blood vessels. The formation and spreading of blood vessels, or vasculogenesis and angiogenesis, respectively, play important roles in a variety of physiological processes such as embryonic development, corpus luteum formation, wound healing and organ regeneration. They also play a pivotal role in cancer development. Other examples of blood vessel proliferation disorders include arthritis, where new capillary blood vessels invade the joint and destroy cartilage, and ocular diseases, like diabetic retinopathy, where new capillaries in the retina invade the vitreous, bleed and cause blindness. Conversely, disorders related to the shrinkage, contraction or closing of blood vessels, such as restenosis, are also implicated.

[0238] Fibrotic disorders refer to the abnormal formation of extracellular matrix. Examples of fibrotic disorders include hepatic cirrhosis and mesangial cell proliferative disorders. Hepatic cirrhosis is characterized by the increase in extracellular matrix constituents resulting in the formation

of a hepatic scar. Hepatic cirrhosis can cause diseases such as cirrhosis of the liver. An increased extracellular matrix resulting in a hepatic scar can also be caused by viral infection such as hepatitis. Lipocytes appear to play a major role in hepatic cirrhosis. Other fibrotic disorders implicated include atherosclerosis (see, below).

[0239] Mesangial cell proliferative disorders refer to disorders brought about by abnormal proliferation of mesangial cells. Mesangial proliferative disorders include various human renal diseases, such as glomerulonephritis, diabetic nephropathy, malignant nephrosclerosis, thrombotic microangiopathy syndromes, transplant rejection, and glomerulopathies. The cell proliferative disorders which are indications of the present invention are not necessarily independent. For example, fibrotic disorders may be related to, or overlap, with blood vessel proliferative disorders. For example, atherosclerosis results, in part, in the abnormal formation of fibrous tissue within blood vessels.

[0240] Compounds of the invention can be administered to a subject upon determination of the subject as having a disease or unwanted condition that would benefit by treatment with said derivative. The determination can be made by medical or clinical personnel as part of a diagnosis of a disease or condition in a subject. Non-limiting examples include determination of a risk of acute myelogenous leukemia (AML), B-precursor cell acute lymphoblastic leukemias, myelodysplastic leukemias, T-cell acute lymphoblastic leukemias, and chronic myelogenous leukemias (CMLs).

[0241] The methods of the invention can comprise the administration of an effective amount of one or more compounds as disclosed herein, optionally in combination with one or more other active agents for the treatment of a disease or unwanted condition as disclosed herein. The subject is preferably human, and repeated administration over time is within the scope of the present invention.

[0242] The present invention thus also provides compounds described above and their salts or solvates and pharmaceutically acceptable salts or solvates thereof for use in the prevention or treatment of disorders mediated by aberrant protein tyrosine kinase activity such as human malignancies and the other disorders mentioned above. The compounds of the present invention are especially useful for the treatment of disorders caused by aberrant kinase activity such as breast, ovarian, gastric, pancreatic, non-small cell lung, bladder, head and neck cancers, and psoriasis. The cancers include hematologic cancers, for example, acute myelogenous leukemia (AML), B-precursor cell acute lymphoblastic leukemias, myelodysplastic leukemias, T-cell acute lymphoblastic leukemias, and chronic myelogenous leukemias (CMLs).

[0243] A further aspect of the invention provides a method of treatment of a human or animal subject suffering from a disorder mediated by aberrant protein tyrosine kinase activity, including susceptible malignancies, which comprises administering to the subject an effective amount of a compound described above or a pharmaceutically acceptable salt or solvate thereof.

[0244] A further aspect of the present invention provides the use of a compound described above, or a pharmaceutically acceptable salt or solvate thereof, in the preparation of a medicament for the treatment of cancer and malignant

tumors. The cancer can be stomach, gastric, bone, ovary, colon, lung, brain, larynx, lymphatic system, genitourinary tract, ovarian, squamous cell carcinoma, astrocytoma, Kaposi's sarcoma, glioblastoma, lung cancer, bladder cancer, head and neck cancer, melanoma, ovarian cancer, prostate cancer, breast cancer, small-cell lung cancer, leukemia, acute myelogenous leukemia (AML), B-precursor cell acute lymphoblastic leukemias, myelodysplastic leukemias, T-cell acute lymphoblastic leukemias, and chronic myelogenous leukemias (CMLs), glioma, colorectal cancer, genitourinary cancer gastrointestinal cancer, or pancreatic cancer.

[0245] In accordance with the present invention, compounds provided herein are useful for preventing and treating conditions associated with ischemic cell death, such as myocardial infarction, stroke, glaucoma, and other neurodegenerative conditions. Various neurodegenerative conditions which may involve apoptotic cell death, include, but are not limited to, Alzheimer's Disease, ALS and motor neuron degeneration, Parkinson's disease, peripheral neuropathies, Down's Syndrome, age related macular degeneration (ARMD), traumatic brain injury, spinal cord injury, Huntington's Disease, spinal muscular atrophy, and HIV encephalitis. The compounds described in detail above can be used in methods and compositions for imparting neuroprotection and for treating neurodegenerative diseases.

[0246] The compounds described herein, can be used in a pharmaceutical composition for the prevention and/or the treatment of a condition selected from the group consisting of arthritis (including osteoarthritis, degenerative joint disease, spondyloarthropathies, gouty arthritis, systemic lupus erythematosus, juvenile arthritis and rheumatoid arthritis), common cold, dysmenorrhea, menstrual cramps, inflammatory bowel disease, Crohn's disease, emphysema, acute respiratory distress syndrome, asthma, bronchitis, chronic obstructive pulmonary disease, Alzheimer's disease, organ transplant toxicity, cachexia, allergic reactions, allergic contact hypersensitivity, cancer (such as solid tumor cancer including colon cancer, breast cancer, lung cancer and prostate cancer; hematopoietic malignancies including leukemias and lymphomas; Hodgkin's disease; aplastic anemia, skin cancer and familial adenomatous polyposis), tissue ulceration, peptic ulcers, gastritis, regional enteritis, ulcerative colitis, diverticulitis, recurrent gastrointestinal lesion, gastrointestinal bleeding, coagulation, anemia, synovitis, gout, ankylosing spondylitis, restenosis, periodontal disease, epidermolysis bullosa, osteoporosis, atherosclerosis (including atherosclerotic plaque rupture), aortic aneurysm (including abdominal aortic aneurysm and brain aortic aneurysm), periarteritis nodosa, congestive heart failure, myocardial infarction, stroke, cerebral ischemia, head trauma, spinal cord injury, neuralgia, neurodegenerative disorders (acute and chronic), autoimmune disorders, Huntington's disease, Parkinson's disease, migraine, depression, peripheral neuropathy, pain (including low back and neck pain, headache and toothache), gingivitis, cerebral amyloid angiopathy, nootropic or cognition enhancement, amyotrophic lateral sclerosis, multiple sclerosis, ocular angiogenesis, corneal injury, macular degeneration, conjunctivitis, abnormal wound healing, muscle or joint sprains or strains, tendonitis, skin disorders (such as psoriasis, eczema, scleroderma and dermatitis), myasthenia gravis, polymyositis, myositis, bursitis, burns, diabetes (including types I and II diabetes, diabetic retinopathy, neuropathy and nephropathy), tumor invasion, tumor growth, tumor metastasis, corneal scarring,

scleritis, immunodeficiency diseases (such as AIDS in humans and FLV, FIV in cats), sepsis, premature labor, hypoprothrombinemia, hemophilia, thyroiditis, sarcoidosis, Behcet's syndrome, hypersensitivity, kidney disease, Rickettsial infections (such as Lyme disease, Ehrlichiosis), Protozoan diseases (such as malaria, giardia, coccidia), reproductive disorders, and septic shock, arthritis, fever, common cold, pain and cancer in a mammal, preferably a human, cat, livestock or a dog, comprising an amount of a compound described herein or a pharmaceutically acceptable salt thereof effective in such prevention and/or treatment optionally with a pharmaceutically acceptable carrier.

[0247] A further aspect of the present invention provides the use of a compound described above, or a pharmaceutically acceptable salt thereof, in the preparation of a medicament for the treatment of psoriasis.

[0248] As one of skill in the art will recognize, the compounds can be administered before, during or after the occurrence of a condition or a disease, and the timing of administering the composition containing a compound can vary. Thus, for example, the compounds can be used as a prophylactic and can be administered continuously to subjects with a propensity to conditions and diseases in order to prevent the occurrence of the disorder. The compounds and compositions can be administered to a subject during or as soon as possible after the onset of the symptoms. The administration of the compounds can be initiated within the first 48 hours of the onset of the symptoms, preferably within the first 48 hours of the onset of the symptoms, more preferably within the first 6 hours of the onset of the symptoms, and most preferably within 3 hours of the onset of the symptoms. The initial administration can be via any route practical, such as, for example, an intravenous injection, a bolus injection, infusion over 5 min. to about 5 hours, a pill, a capsule, transdermal patch, buccal delivery, and the like, or a combination thereof. A compound is preferably administered as soon as is practicable after the onset of a condition or a disease is detected or suspected, and for a length of time necessary for the treatment of the disease, such as, for example, from about 1 month to about 3 months. As one of skill in the art will recognize, the length of treatment can vary for each subject, and the length can be determined using the known criteria. For example, the compound or a formulation containing the compound can be administered for at least 2 weeks, preferably about 1 month to about 5 years, and more preferably from about 1 month to about 3 years.

[0249] Kits/Articles of Manufacture

[0250] For use in the therapeutic applications described herein, kits and articles of manufacture are also within the scope of the invention. Such kits can comprise a carrier, package, or container that is compartmentalized to receive one or more containers such as vials, tubes, and the like, each of the container(s) comprising one of the separate elements to be used in a method of the invention. Suitable containers include, for example, bottles, vials, syringes, and test tubes. The containers can be formed from a variety of materials such as glass or plastic.

[0251] For example, the container(s) can comprise one or more compounds of the invention, optionally in a composition or in combination with another agent as disclosed herein. The container(s) optionally have a sterile access port

(for example the container can be an intravenous solution bag or a vial having a stopper pierceable by a hypodermic injection needle). Such kits optionally comprising a compound with an identifying description or label or instructions relating to its use in the methods of the present invention.

[0252] A kit of the invention will typically may comprise one or more additional containers, each with one or more of various materials (such as reagents, optionally in concentrated form, and/or devices) desirable from a commercial and user standpoint for use of a compound of the invention. Non-limiting examples of such materials include, but not limited to, buffers, diluents, filters, needles, syringes; carrier, package, container, vial and/or tube labels listing contents and/or instructions for use, and package inserts with instructions for use. A set of instructions will also typically be included.

[0253] A label can be on or associated with the container. A label can be on a container when letters, numbers or other characters forming the label are attached, molded or etched into the container itself; a label can be associated with a container when it is present within a receptacle or carrier that also holds the container, e.g., as a package insert. A label can be used to indicate that the contents are to be used for a specific therapeutic application. The label can also indicate directions for use of the contents, such as in the methods described herein.

[0254] The terms "kit" and "article of manufacture" may be used as synonyms.

EXAMPLES

[0255] The present invention is further illustrated by the following examples, which should not be construed as limiting in any way. The experimental procedures to generate the data shown are discussed in more detail below. For all formulations herein, multiple doses may be proportionally compounded as is known in the art.

[0256] The invention has been described in an illustrative manner, and it is to be understood that the terminology used is intended to be in the nature of description rather than of limitation. Thus, it will be appreciated by those of skill in the art that conditions such as choice of solvent, temperature of reaction, volumes, reaction time may vary while still producing the desired compounds. In addition, one of skill in the art will also appreciate that many of the reagents provided in the following examples may be substituted with other suitable reagents. See, e.g., Smith & March, *Advanced Organic Chemistry*, 5th ed. (2001).

Example A

Synthesis of Isoxazole-Amides

[0257] Compounds A1 through A240 are synthesized by methods known in the art or described herein. The structures are shown below in Table A:

TABLE A

NO.	STRUCTURE
A1	
A2	
A3	
A4	

TABLE A-continued

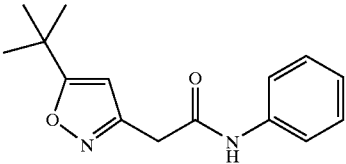
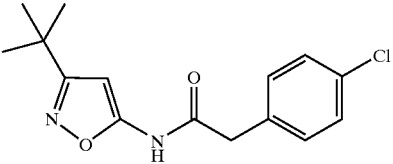
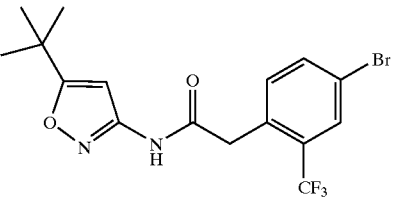
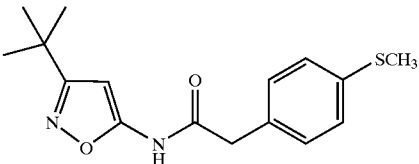
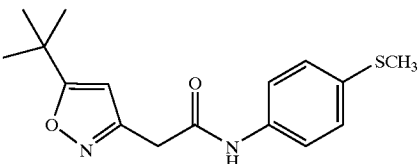
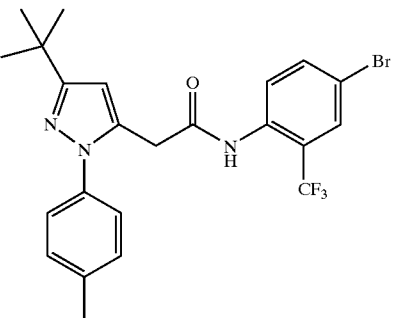
NO.	STRUCTURE
A5	
A6	
A7	
A8	
A9	
A10	

TABLE A-continued

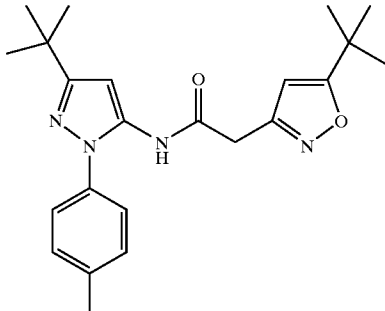
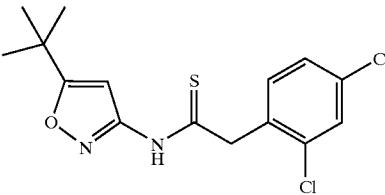
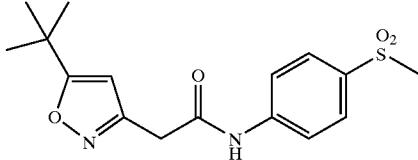
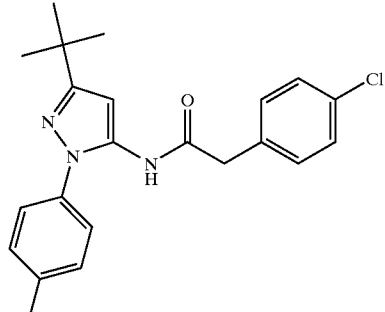
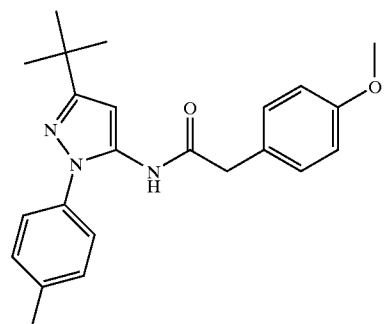
NO.	STRUCTURE
A11	
A12	
A13	
A14	
A15	

TABLE A-continued

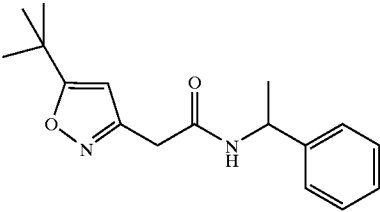
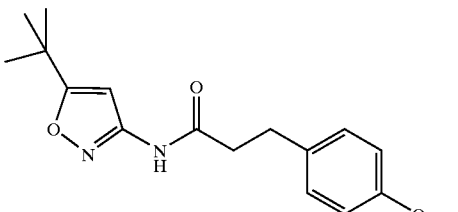
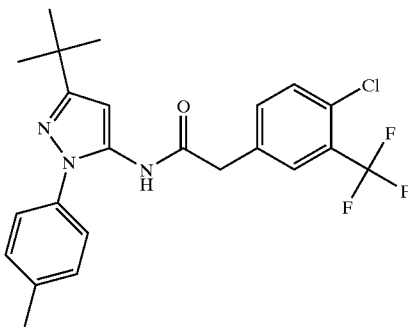
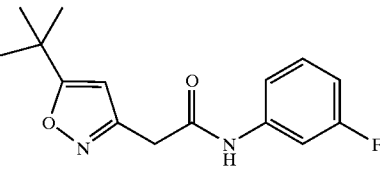
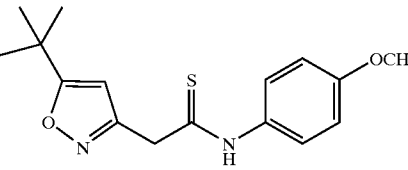
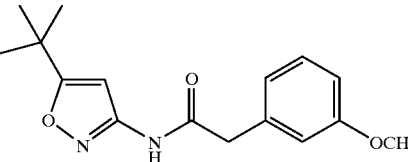
NO.	STRUCTURE
A16	
A17	
A18	
A19	
A20	
A21	

TABLE A-continued

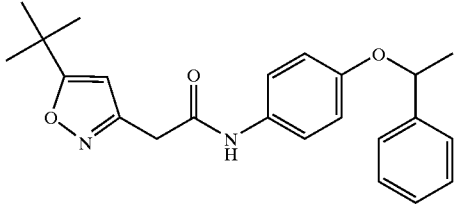
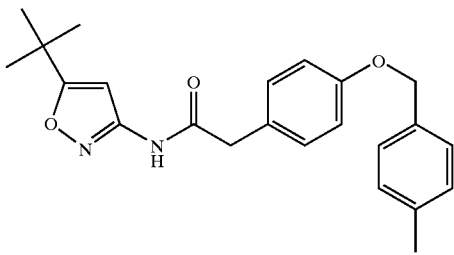
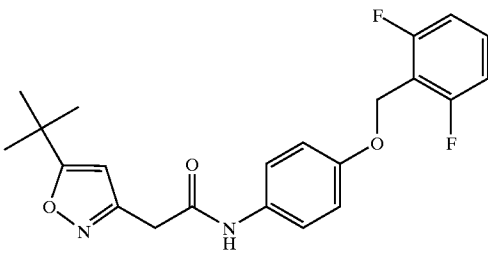
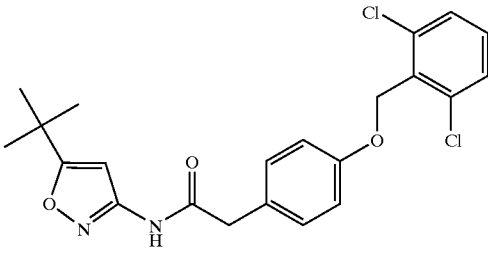
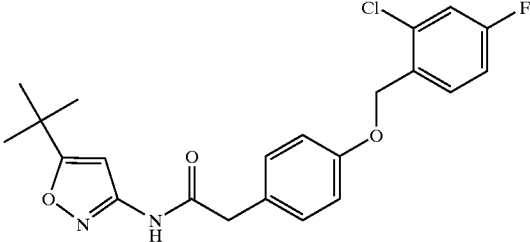
NO.	STRUCTURE
A22	
A23	
A24	
A25	
A26	

TABLE A-continued

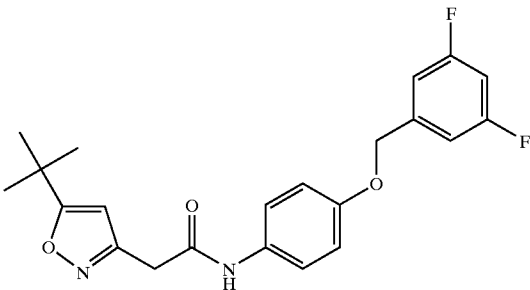
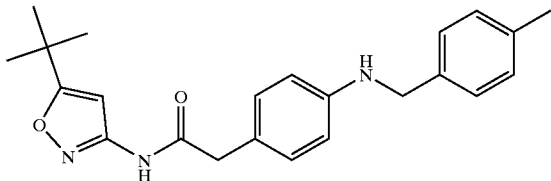
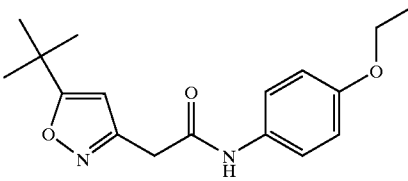
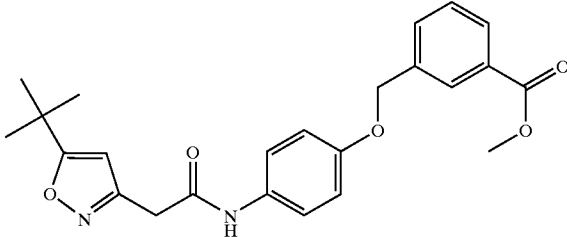
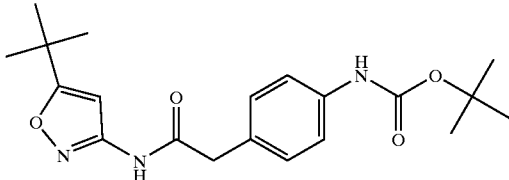
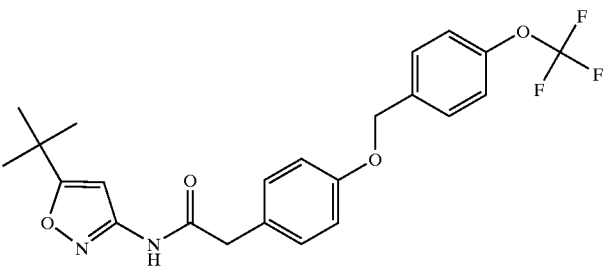
NO.	STRUCTURE
A27	
A28	
A29	
A30	
A31	
A32	

TABLE A-continued

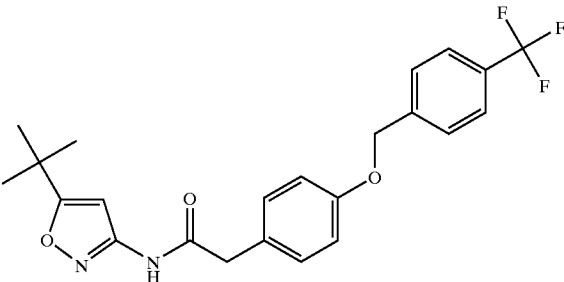
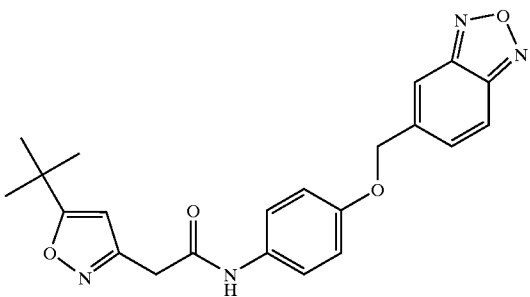
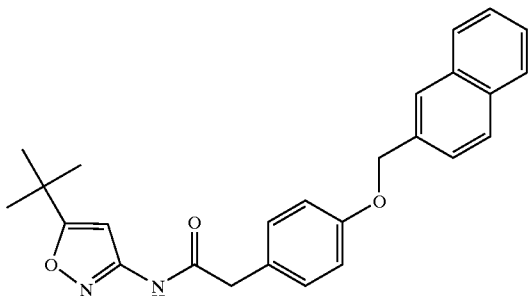
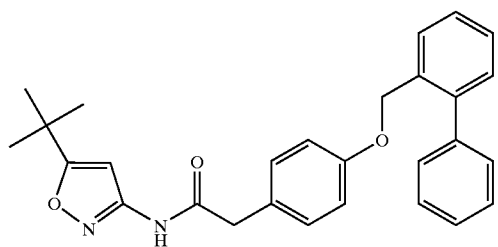
NO.	STRUCTURE
A33	
A34	
A35	
A36	

TABLE A-continued

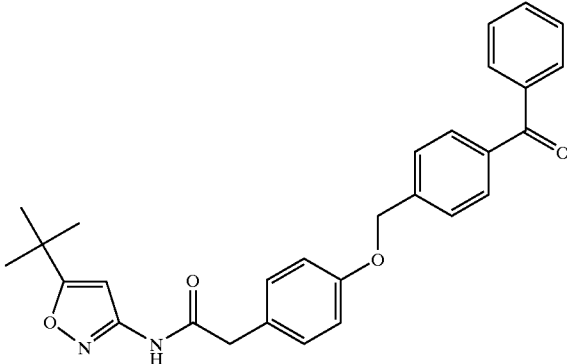
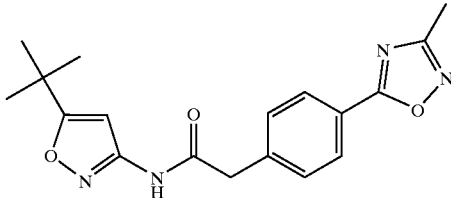
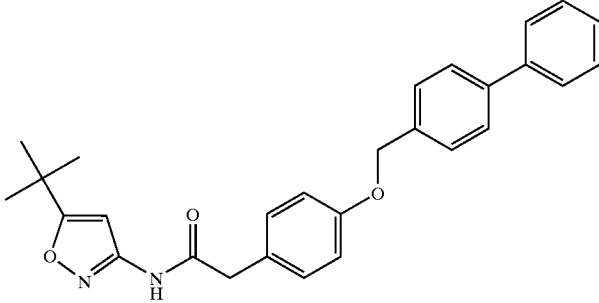
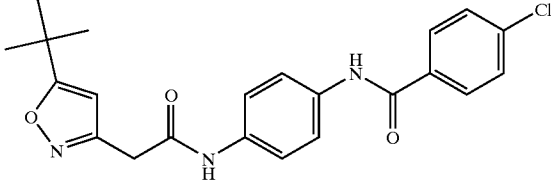
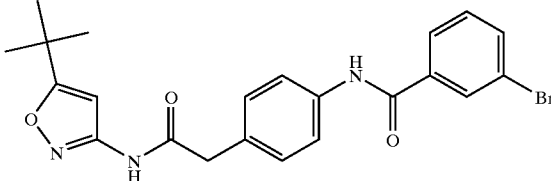
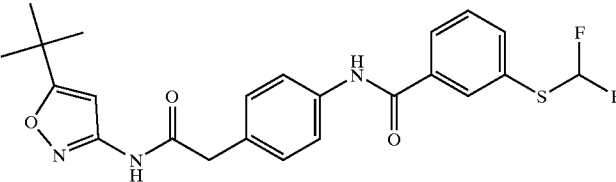
NO.	STRUCTURE
A37	
A38	
A39	
A40	
A41	
A42	

TABLE A-continued

NO.	STRUCTURE
A43	
A44	
A45	
A46	
A47	
A48	
A49	

TABLE A-continued

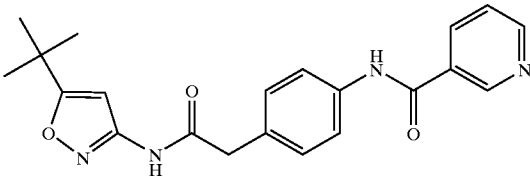
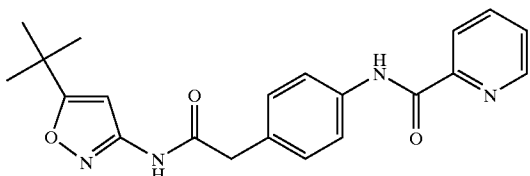
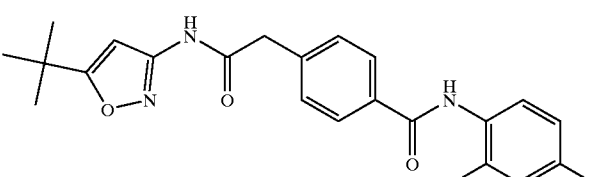
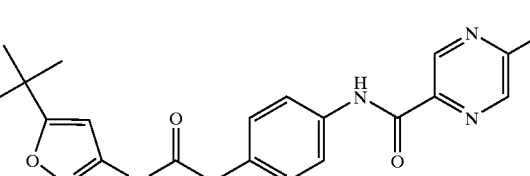
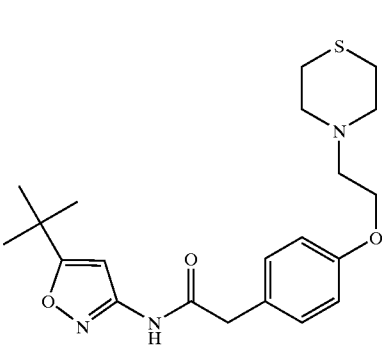
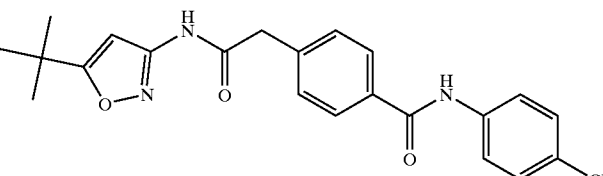
NO.	STRUCTURE
A50	
A51	
A52	
A53	
A54	
A55	

TABLE A-continued

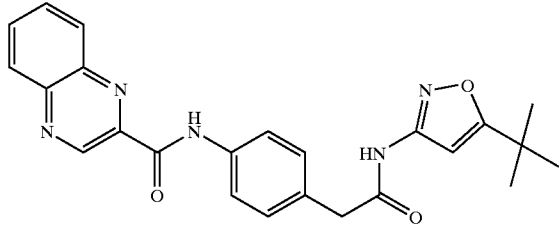
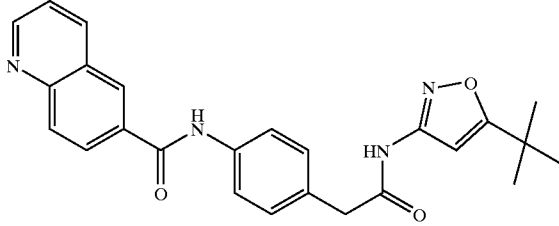
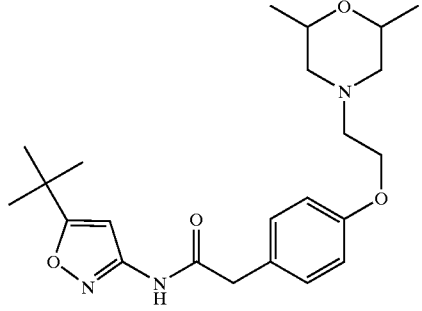
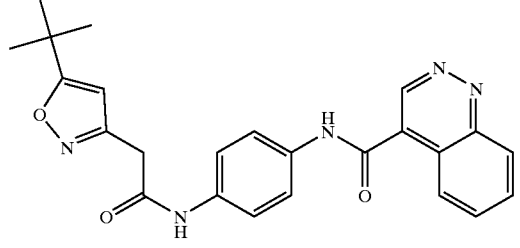
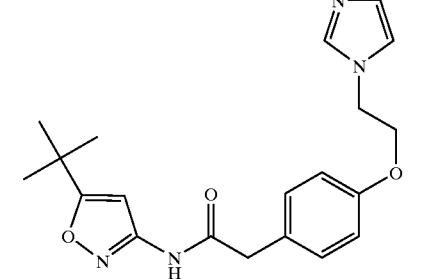
NO.	STRUCTURE
A56	
A57	
A58	
A59	
A60	

TABLE A-continued

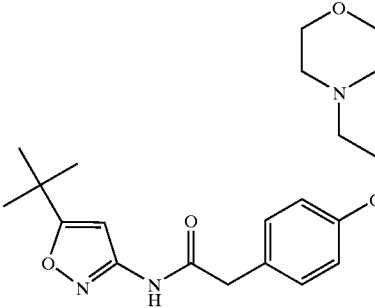
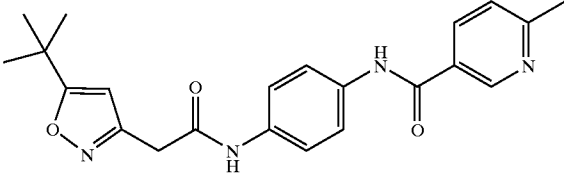
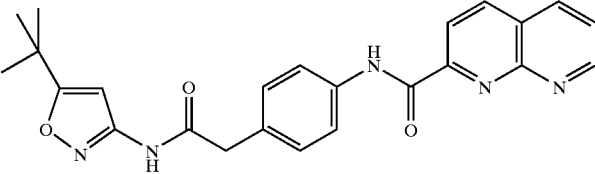
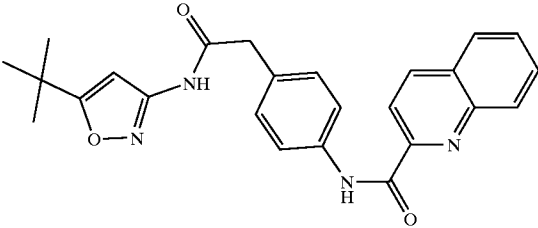
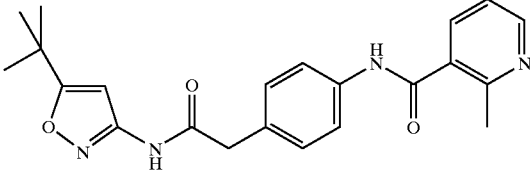
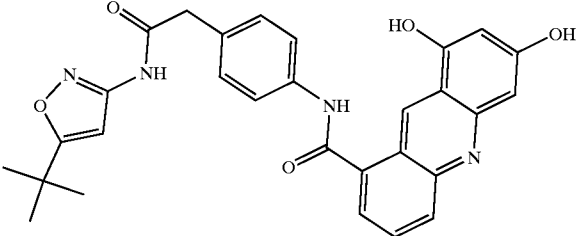
NO.	STRUCTURE
A61	
A62	
A63	
A64	
A65	
A66	

TABLE A-continued

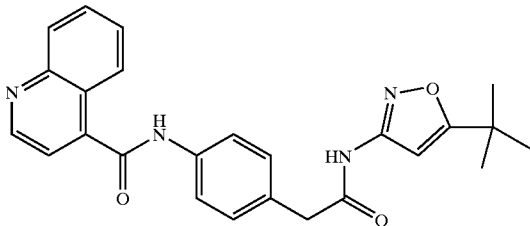
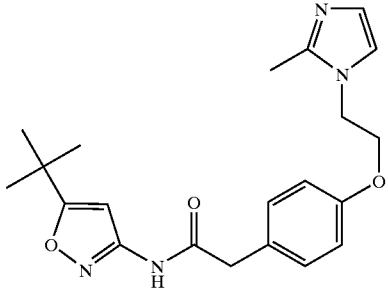
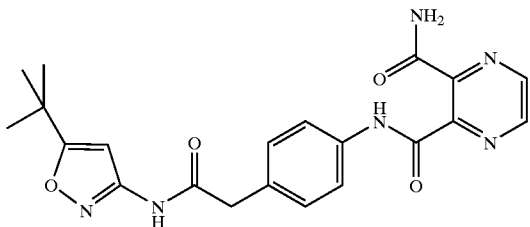
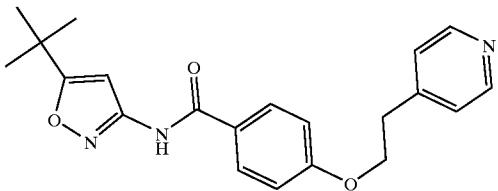
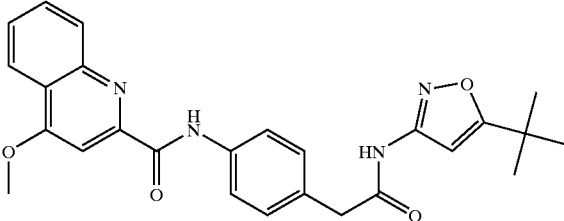
NO.	STRUCTURE
A67	
A68	
A69	
A70	
A71	

TABLE A-continued

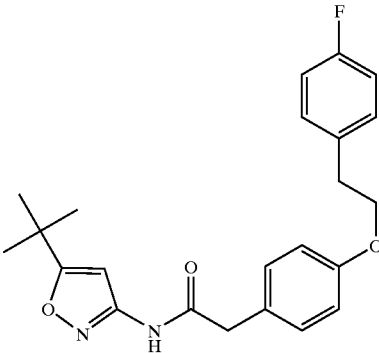
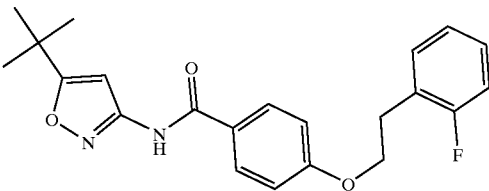
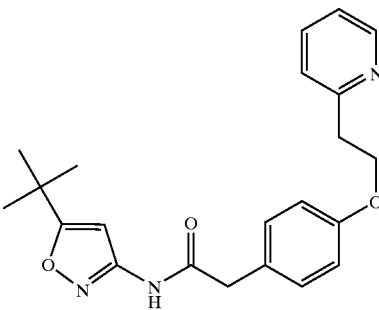
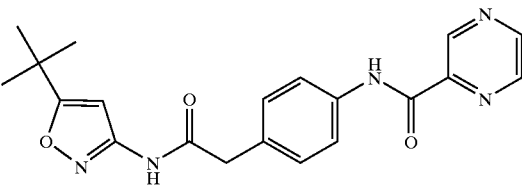
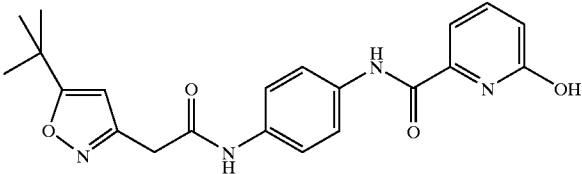
NO.	STRUCTURE
A72	
A73	
A74	
A75	
A76	

TABLE A-continued

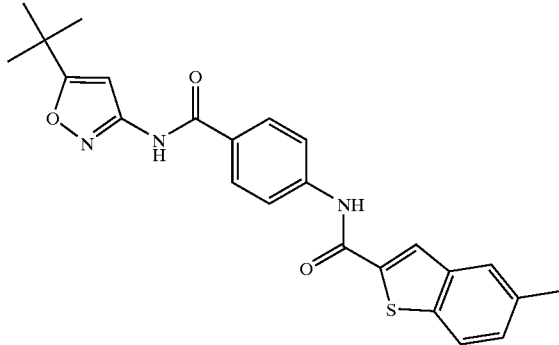
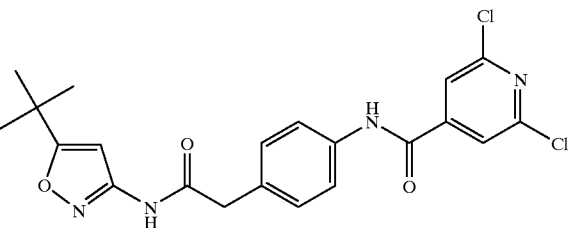
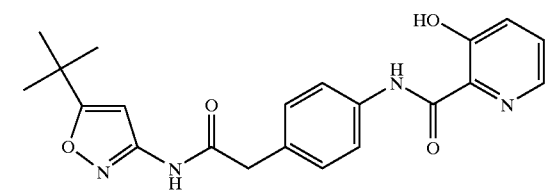
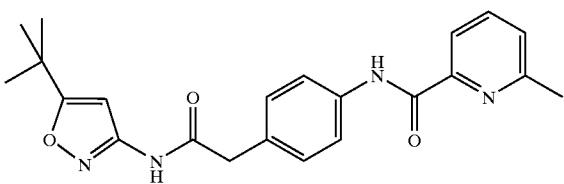
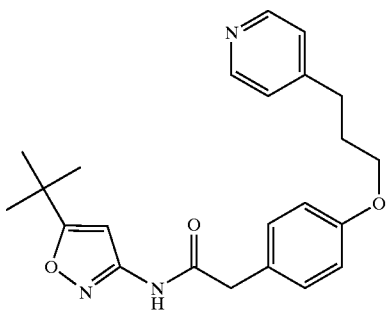
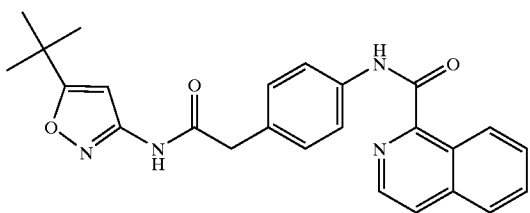
NO.	STRUCTURE
A77	
A78	
A79	
A80	
A81	
A82	

TABLE A-continued

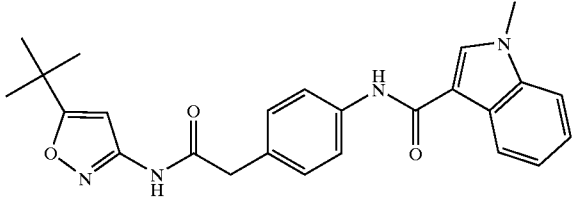
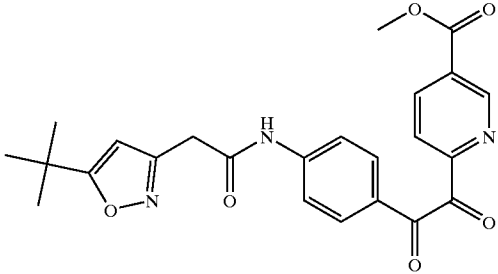
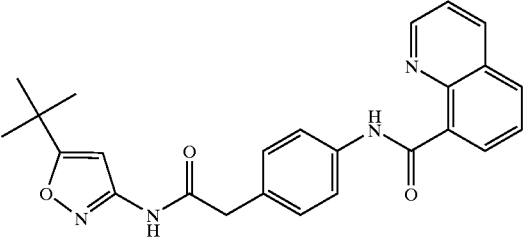
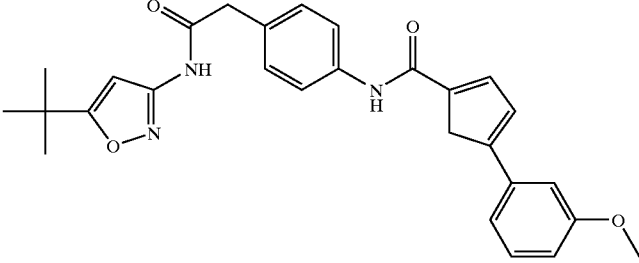
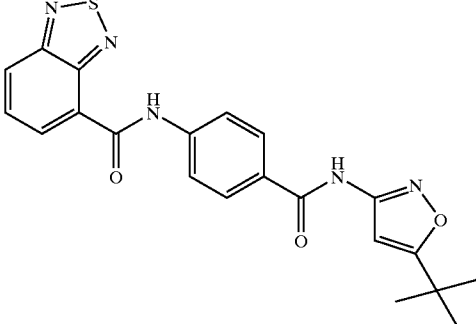
NO.	STRUCTURE
A83	
A84	
A85	
A86	
A87	

TABLE A-continued

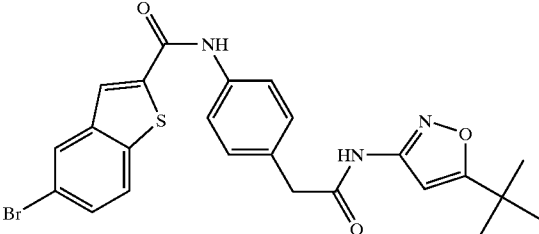
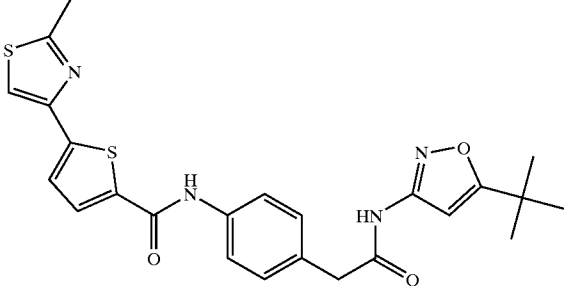
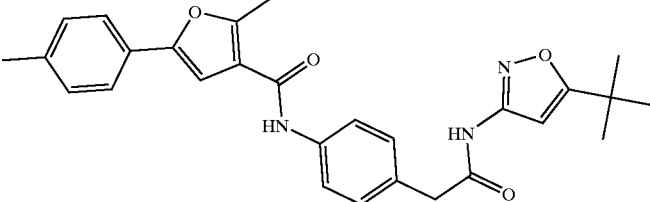
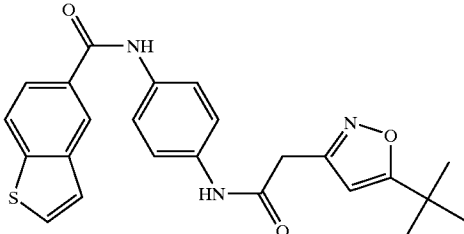
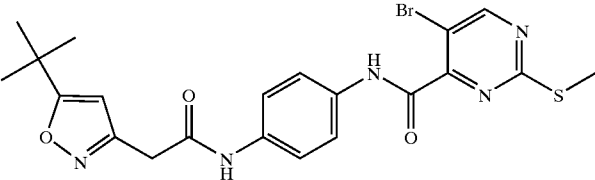
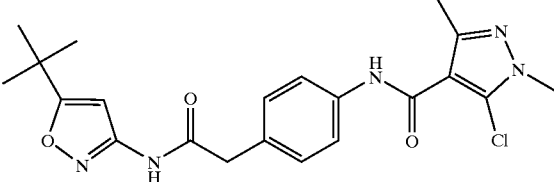
NO.	STRUCTURE
A88	
A89	
A90	
A91	
A92	
A93	

TABLE A-continued

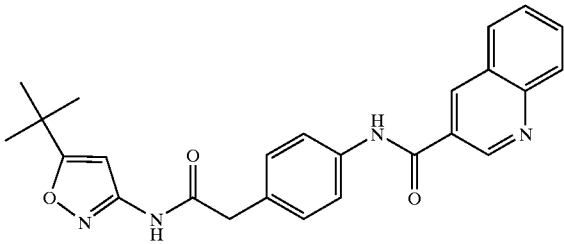
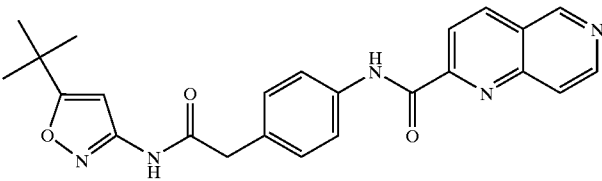
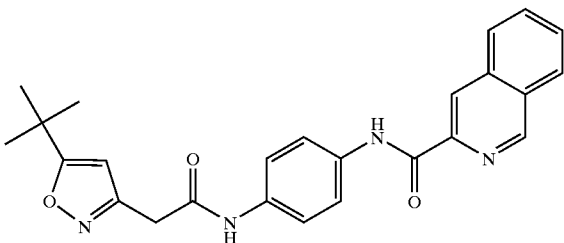
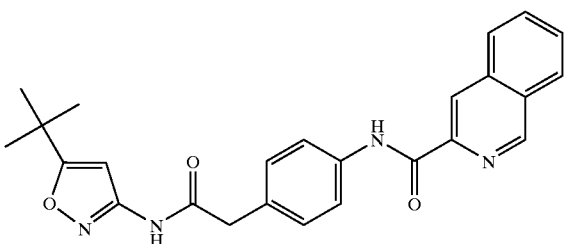
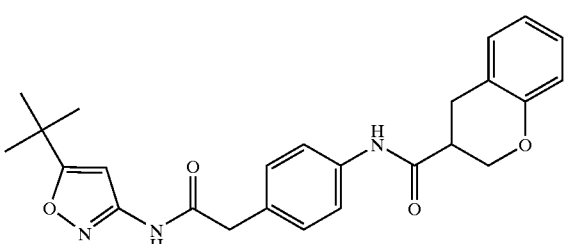
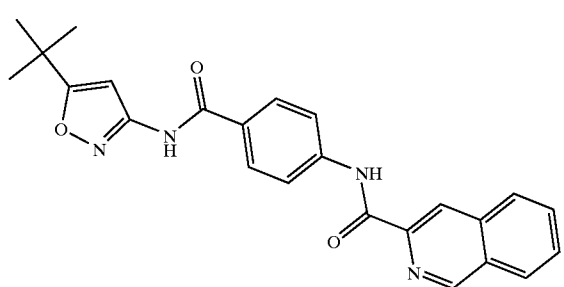
NO.	STRUCTURE
A94	
A95	
A96	
A97	
A98	
A99	

TABLE A-continued

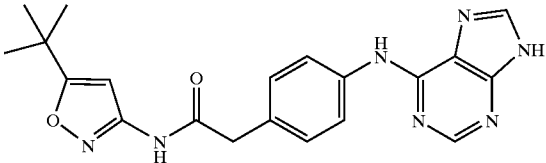
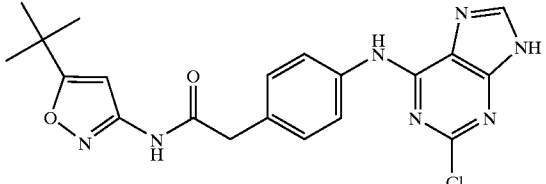
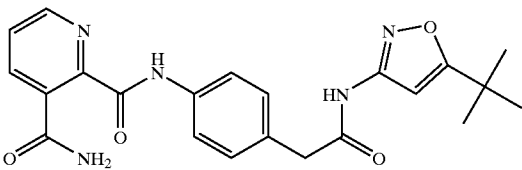
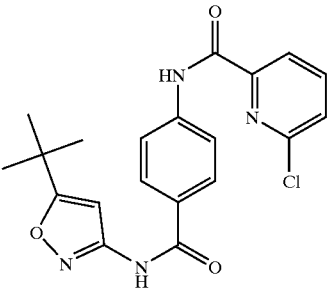
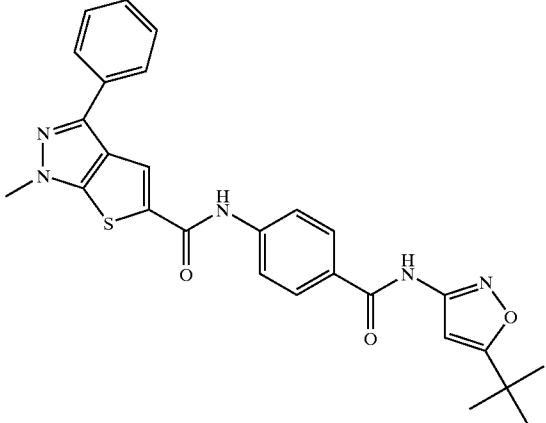
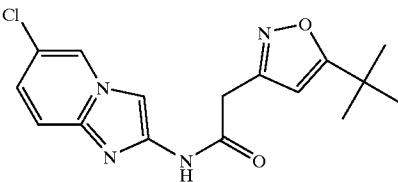
NO.	STRUCTURE
A100	
A101	
A102	
A103	
A104	
A105	

TABLE A-continued

NO.	STRUCTURE
A106	
A107	
A108	
A109	
A110	
A111	

TABLE A-continued

NO.	STRUCTURE
A112	
A113	
A114	
A115	
A116	
A117	

TABLE A-continued

NO.	STRUCTURE
A118	
A119	
A120	
A121	
A122	

TABLE A-continued

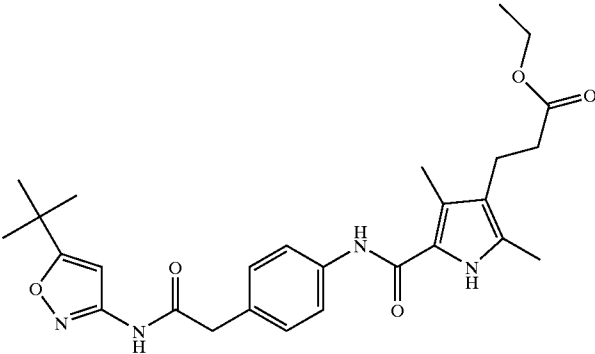
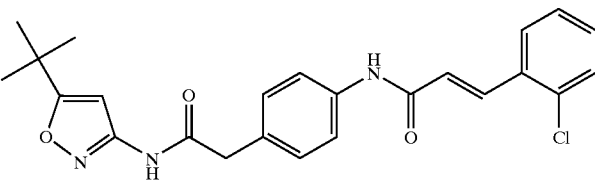
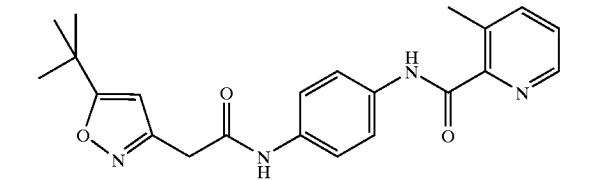
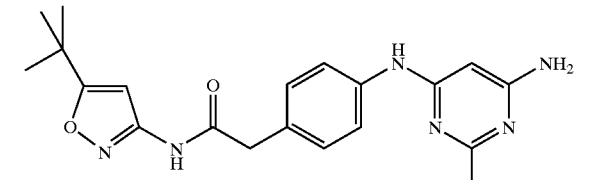
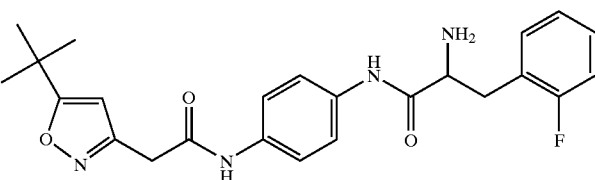
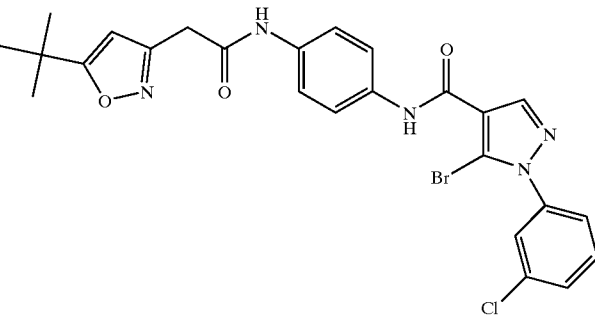
NO.	STRUCTURE
A123	
A124	
A125	
A126	
A127	
A128	

TABLE A-continued

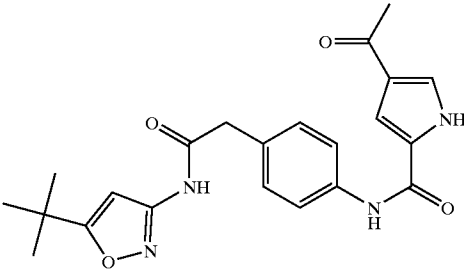
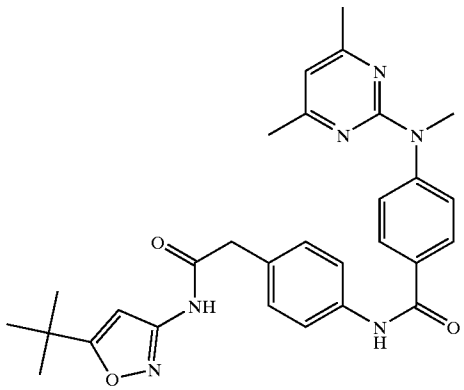
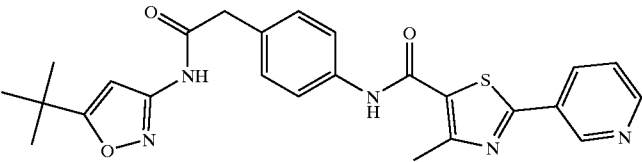
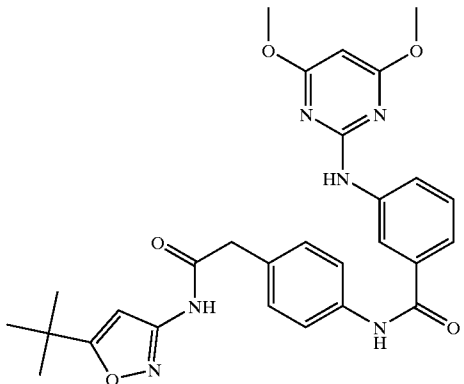
NO.	STRUCTURE
A129	
A130	
A131	
A132	

TABLE A-continued

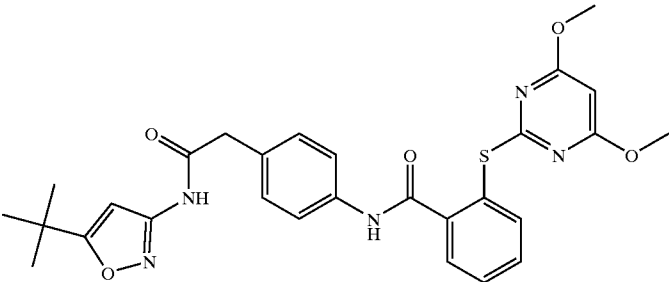
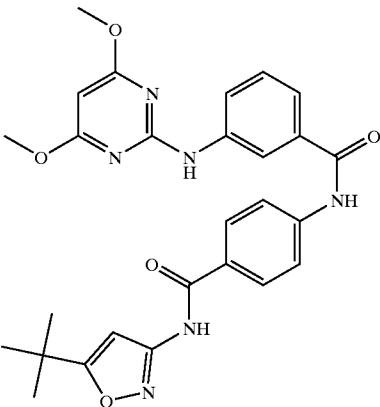
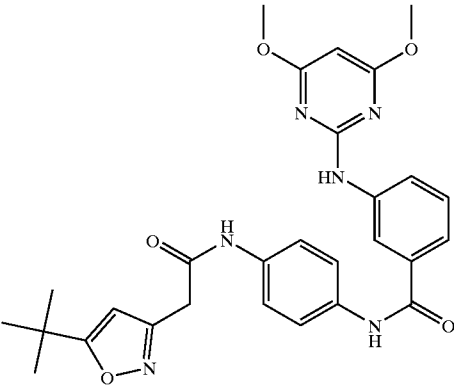
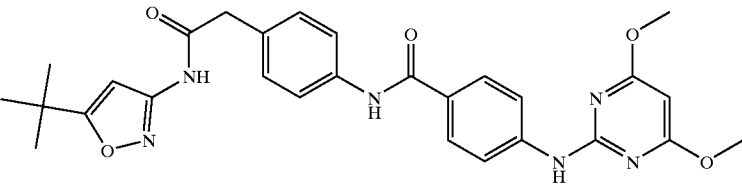
NO.	STRUCTURE
A133	
A134	
A135	
A136	

TABLE A-continued

NO.	STRUCTURE
A137	
A138	
A139	
A140	
A141	
A142	

TABLE A-continued

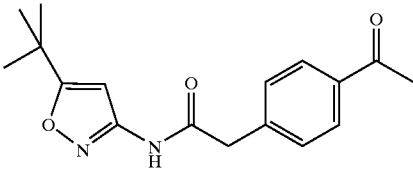
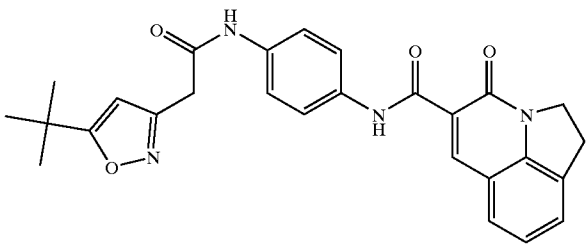
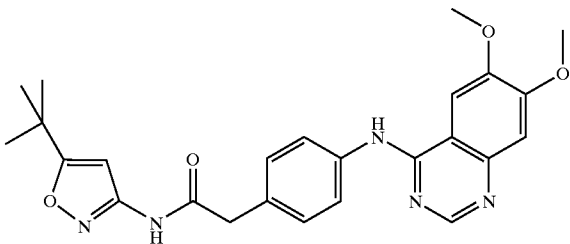
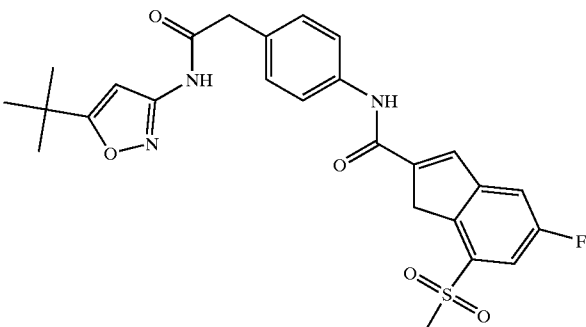
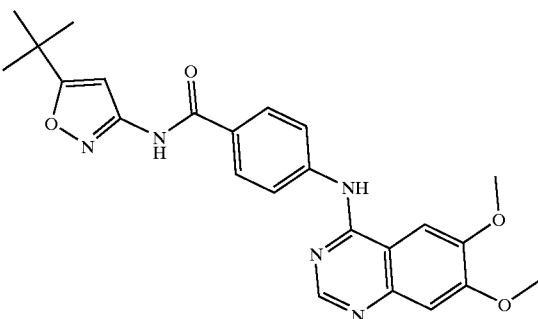
NO.	STRUCTURE
A143	
A144	
A145	
A146	
A147	

TABLE A-continued

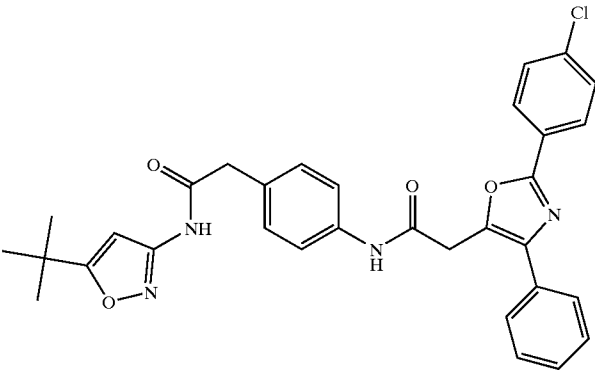
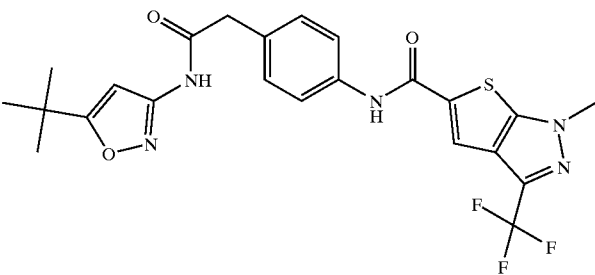
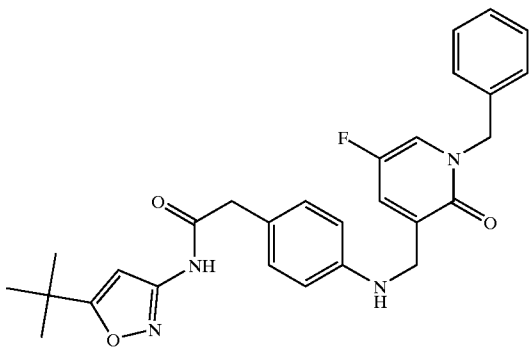
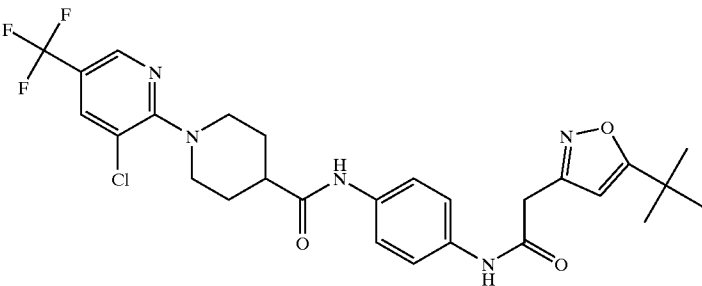
NO.	STRUCTURE
A148	
A149	
A150	
A151	

TABLE A-continued

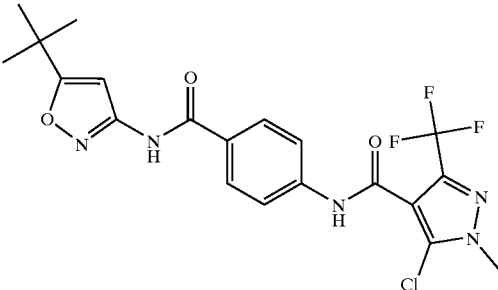
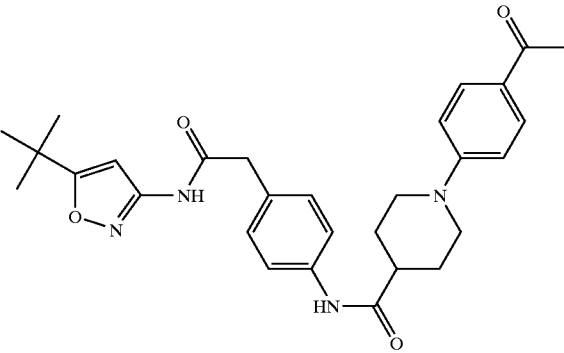
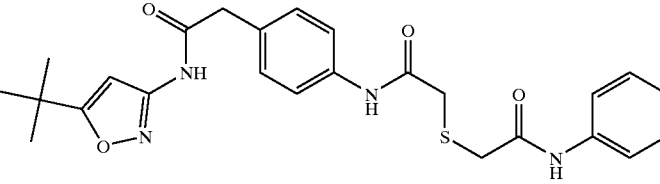
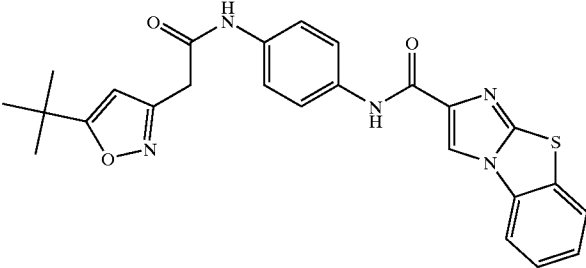
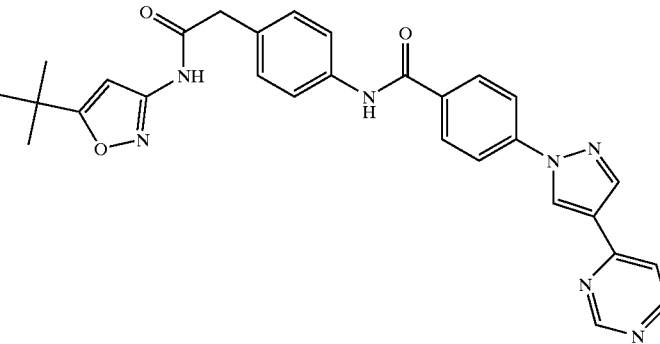
NO.	STRUCTURE
A152	
A153	
A154	
A155	
A156	

TABLE A-continued

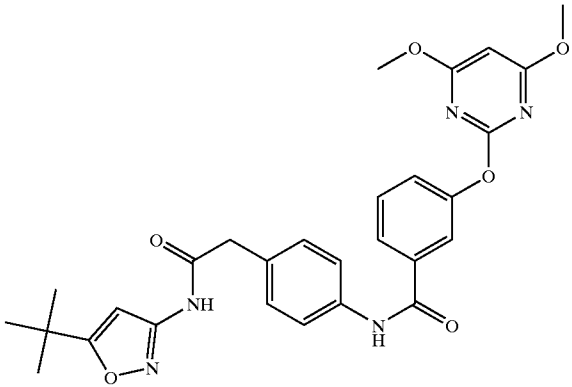
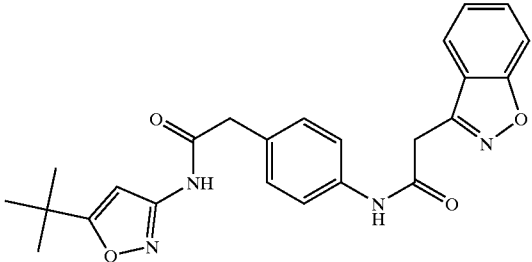
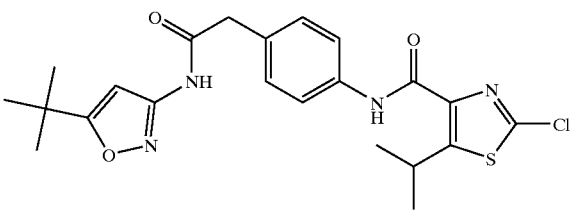
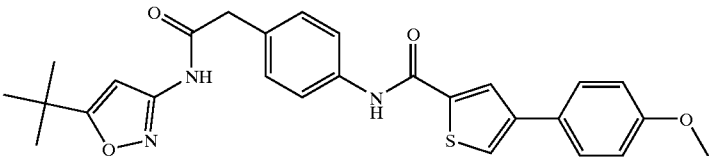
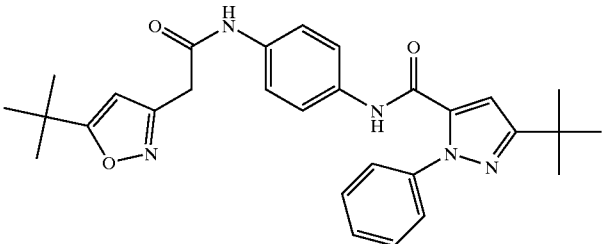
NO.	STRUCTURE
A157	
A158	
A159	
A160	
A161	

TABLE A-continued

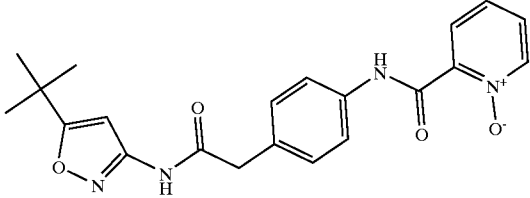
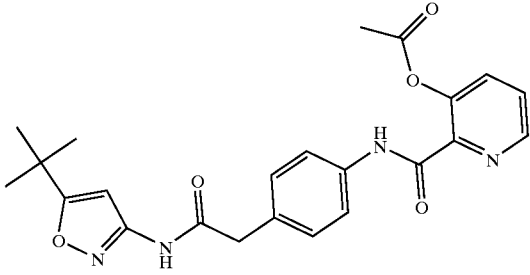
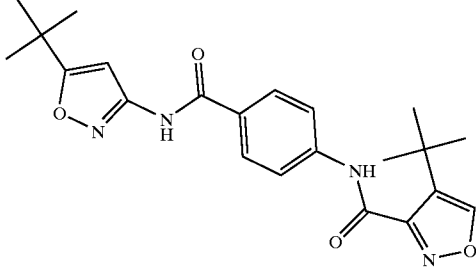
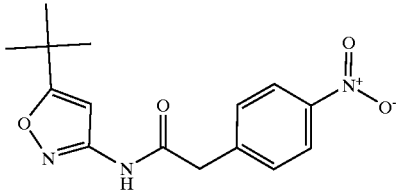
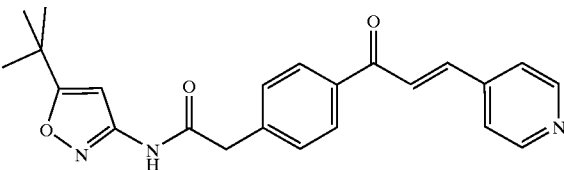
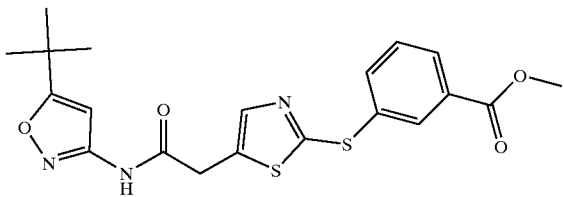
NO.	STRUCTURE
A162	
A163	
A164	
A165	
A166	
A167	

TABLE A-continued

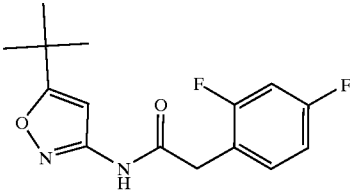
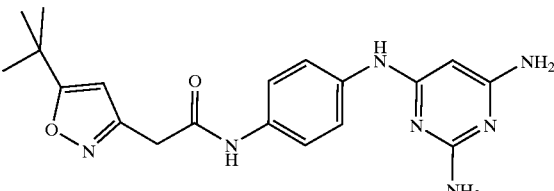
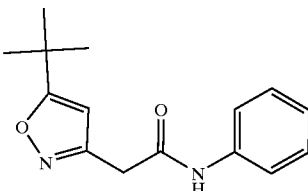
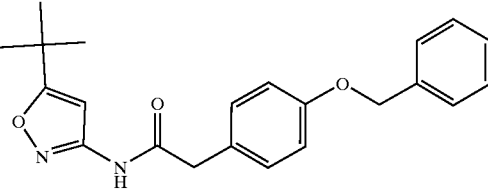
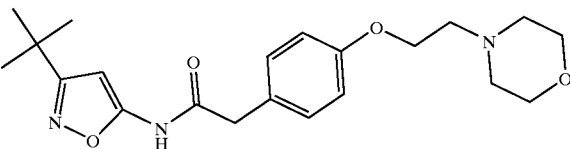
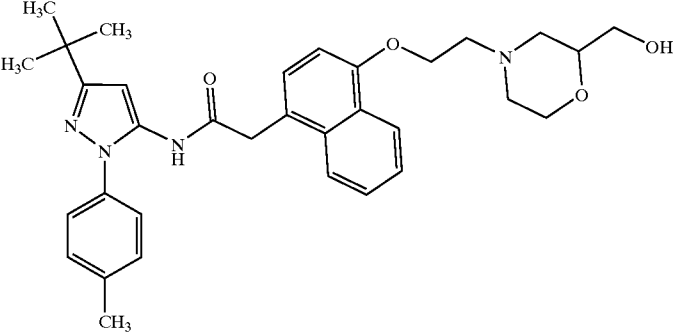
NO.	STRUCTURE
A168	
A169	
A170	
A171	
A172	
A173	

TABLE A-continued

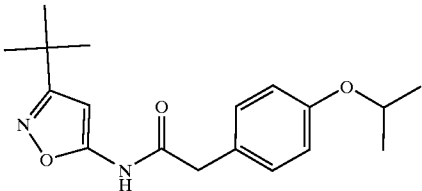
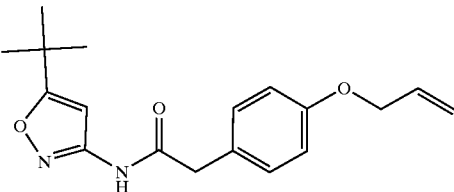
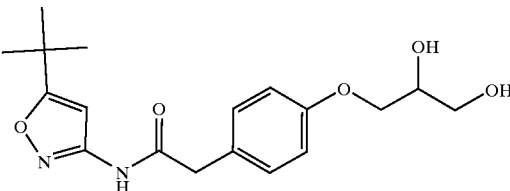
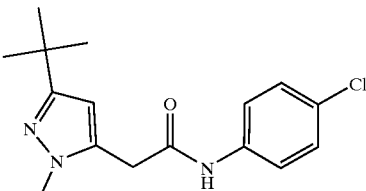
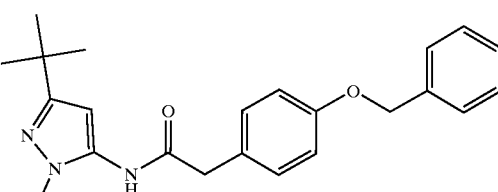
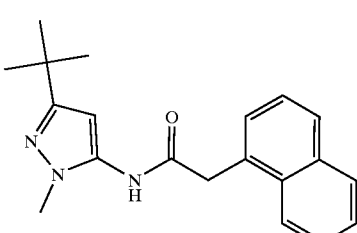
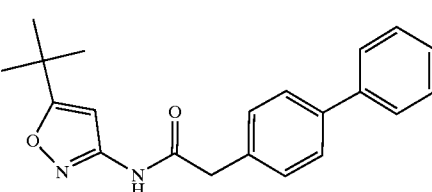
NO.	STRUCTURE
A174	
A175	
A176	
A177	
A178	
A179	
A180	

TABLE A-continued

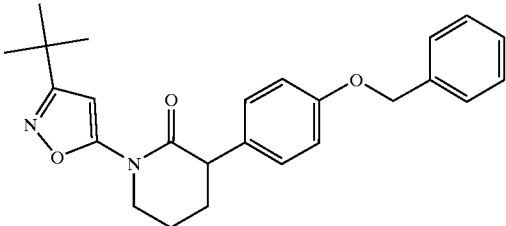
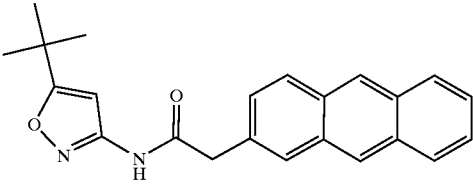
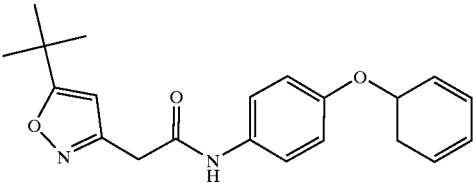
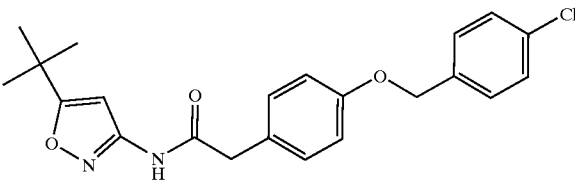
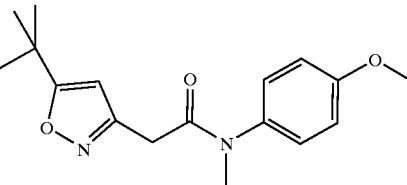
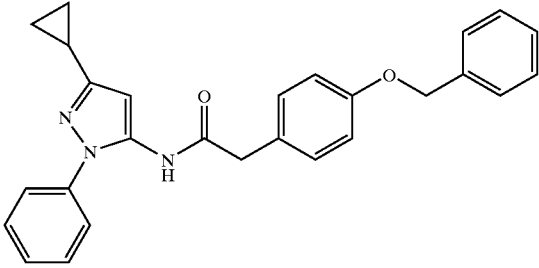
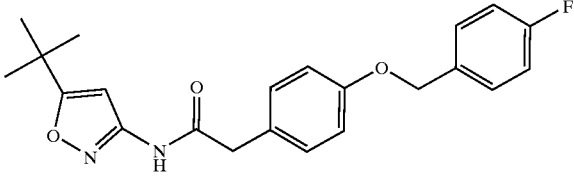
NO.	STRUCTURE
A181	
A182	
A183	
A184	
A185	
A186	
A187	

TABLE A-continued

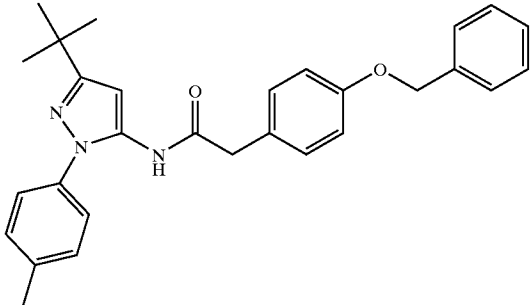
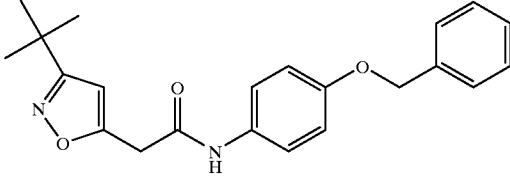
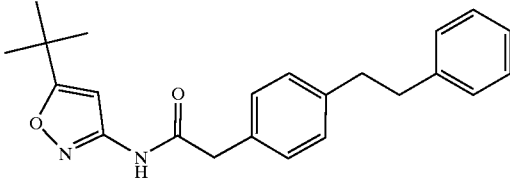
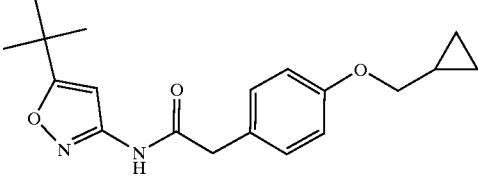
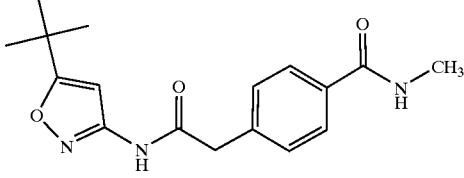
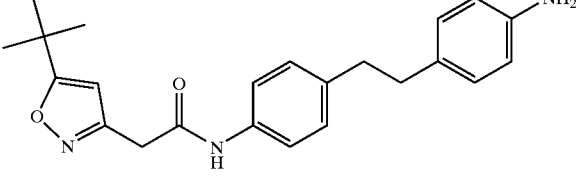
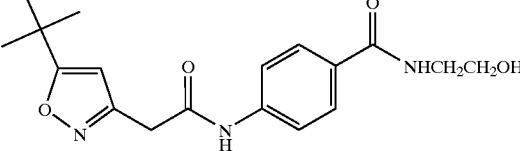
NO.	STRUCTURE
A188	
A189	
A190	
A191	
A192	
A193	
A194	

TABLE A-continued

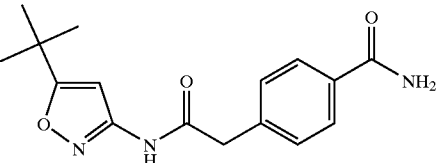
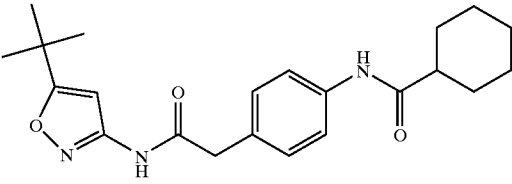
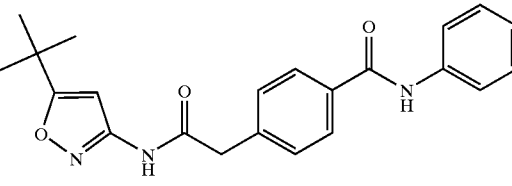
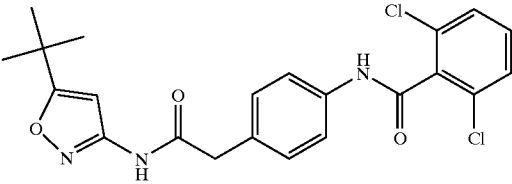
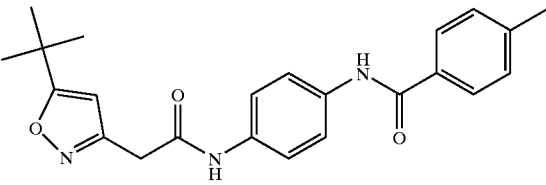
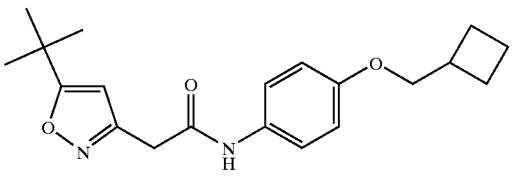
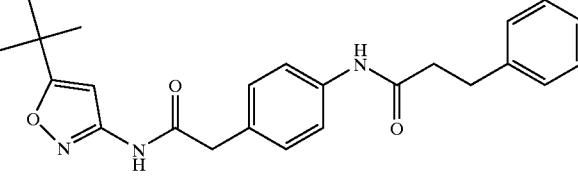
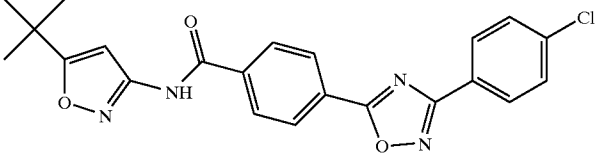
NO.	STRUCTURE
A195	
A196	
A197	
A198	
A199	
A200	
A201	
202	

TABLE A-continued

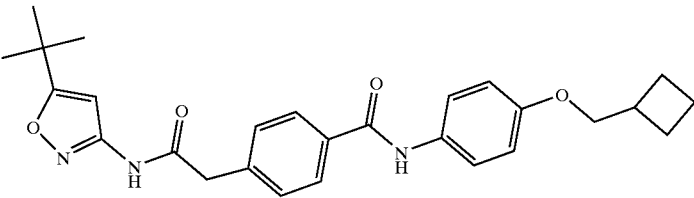
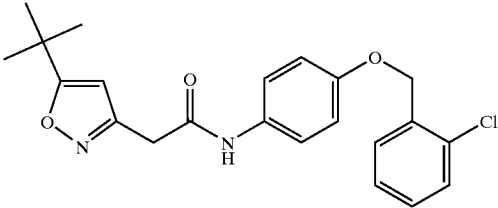
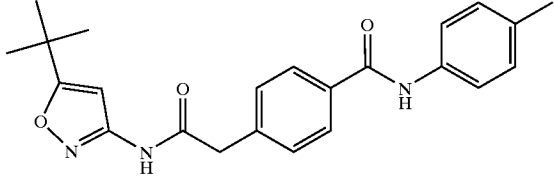
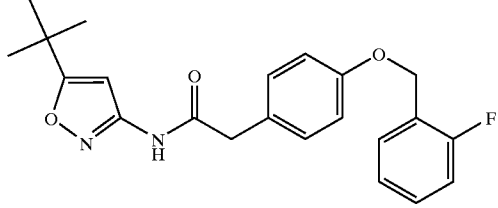
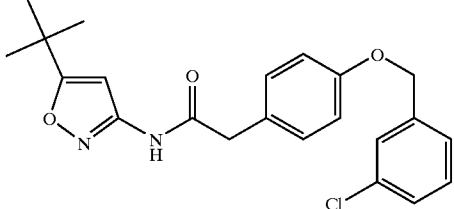
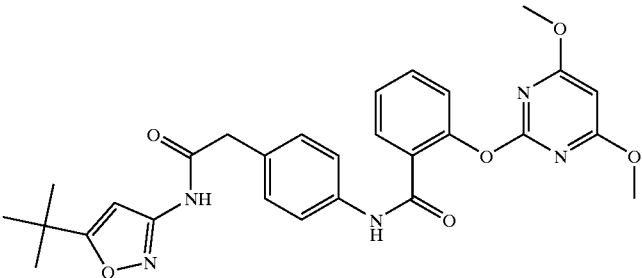
NO.	STRUCTURE
A203	
A204	
A205	
A206	
A207	
A208	

TABLE A-continued

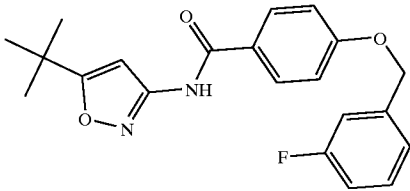
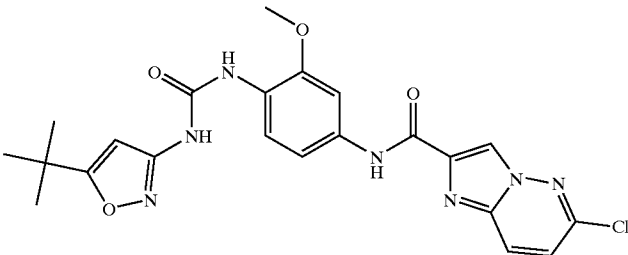
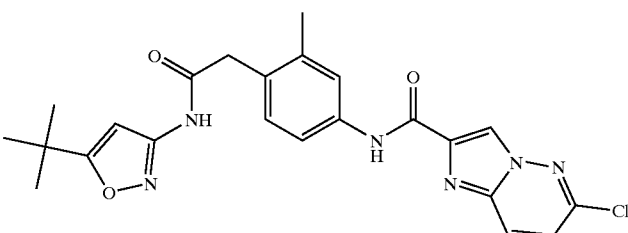
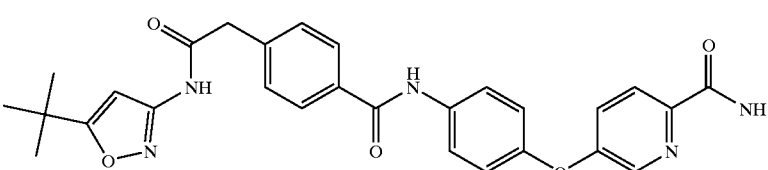
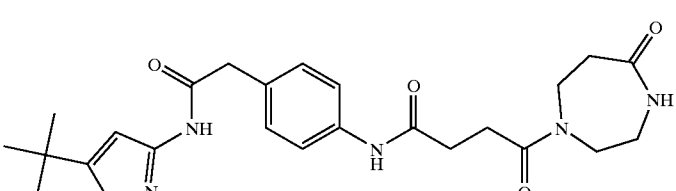
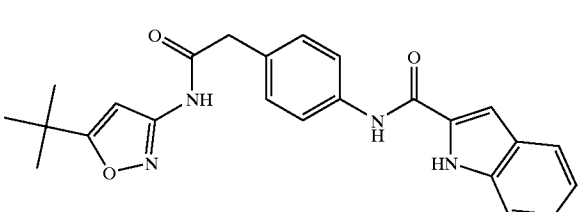
NO.	STRUCTURE
A209	
A210	
A211	
A212	
A213	
A214	

TABLE A-continued

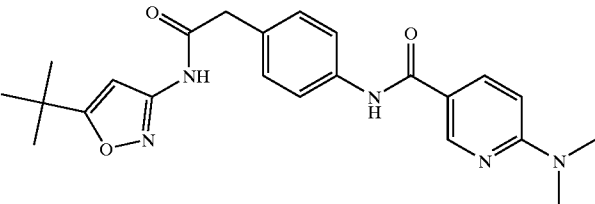
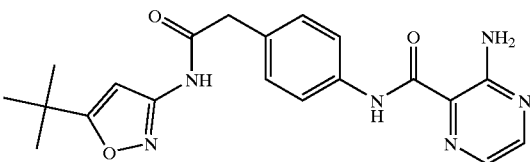
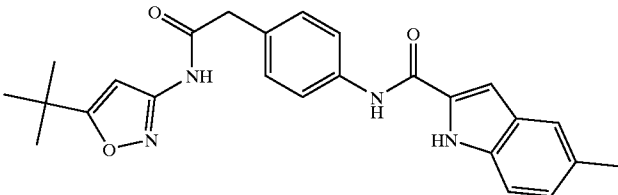
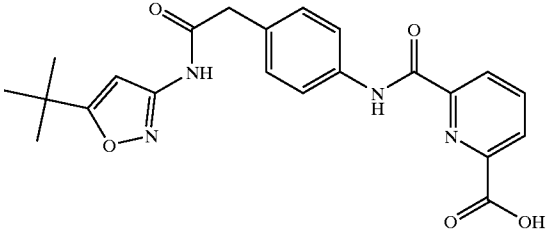
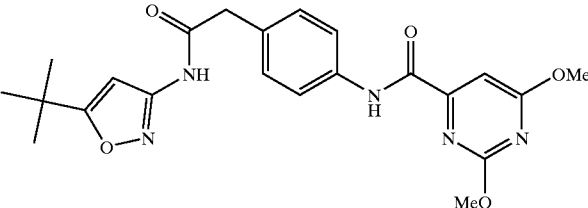
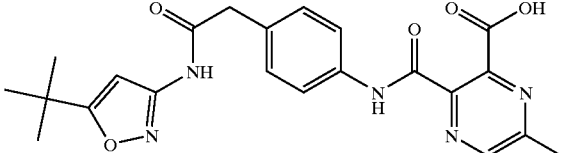
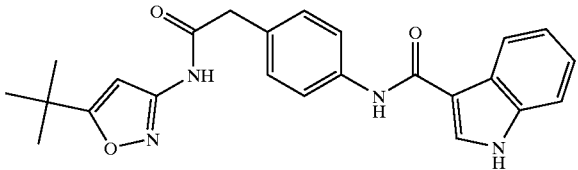
NO.	STRUCTURE
A215	
A216	
A217	
A218	
A219	
A220	
A221	

TABLE A-continued

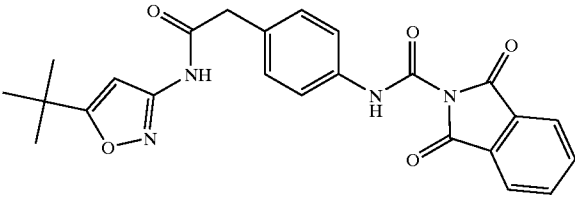
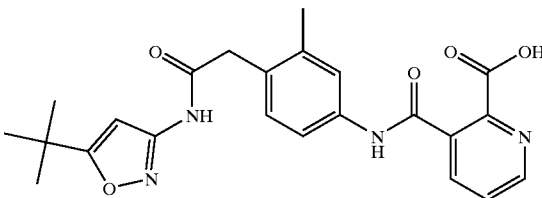
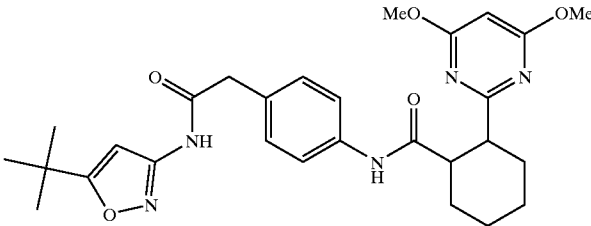
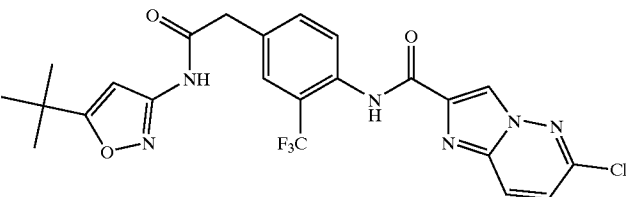
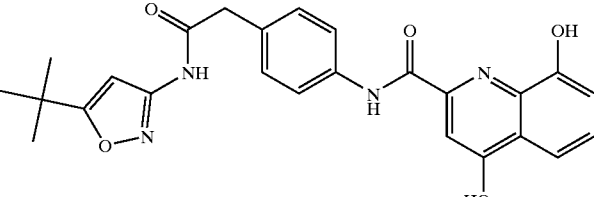
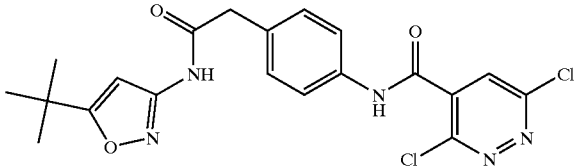
NO.	STRUCTURE
A222	
A223	
A224	
A225	
A226	
A227	

TABLE A-continued

NO.	STRUCTURE
A228	<chem>CC(C)(C)c1ncoc1NC(=O)CCc2ccc(NC(=O)c3nn[nH]3Sc4ccc(C(F)(F)F)cc4)cc2</chem>
A229	<chem>CC(C)(C)c1ncoc1NC(=O)CCc2ccc(NC(=O)c3ncsc3c4ccc(C)cc4)cc2</chem>
A230	<chem>CC(C)(C)c1ncoc1NC(=O)CCc2ccc(NC(=O)c3ncsc3c4ccccc4C)cc2</chem>
A231	<chem>CC(C)(C)c1ncoc1NC(=O)CCc2ccc(NC(=O)c3ncsc3Cc4ccc(C(F)(F)F)cc4)cc2</chem>
A232	<chem>CC(C)(C)c1ncoc1NC(=O)CCc2ccc(NC(=O)c3ncsc3c4ccc(Cl)cc4)cc2</chem>
A233	<chem>CC(C)(C)c1ncoc1NC(=O)CCc2ccc(NC(=O)c3sc(C)nc3Oc4Cc5ccc(C(F)(F)F)cc5)cc2</chem>

TABLE A-continued

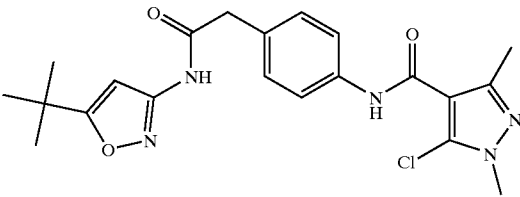
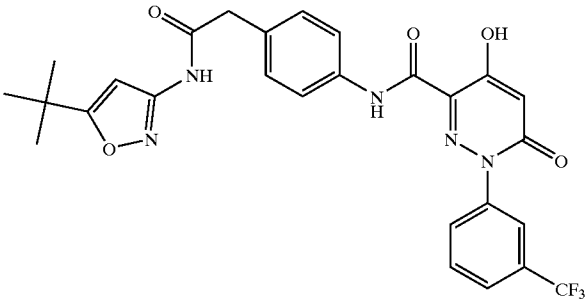
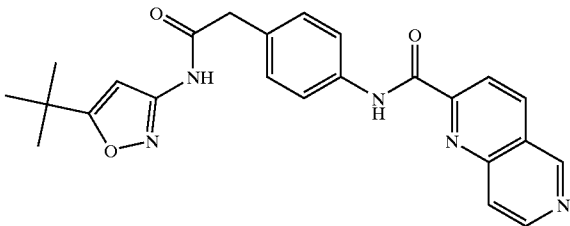
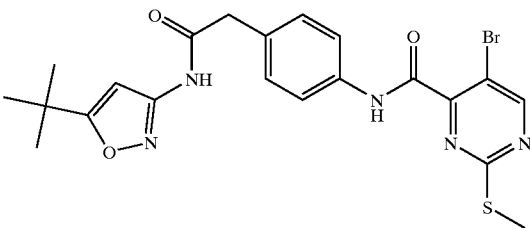
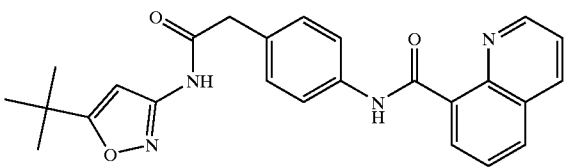
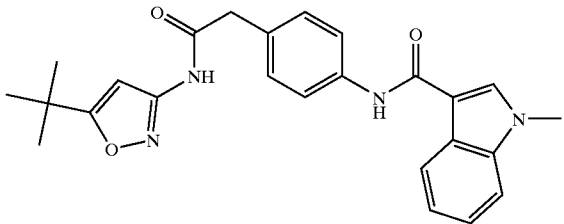
NO.	STRUCTURE
A234	
A235	
A236	
A237	
A238	
A239	

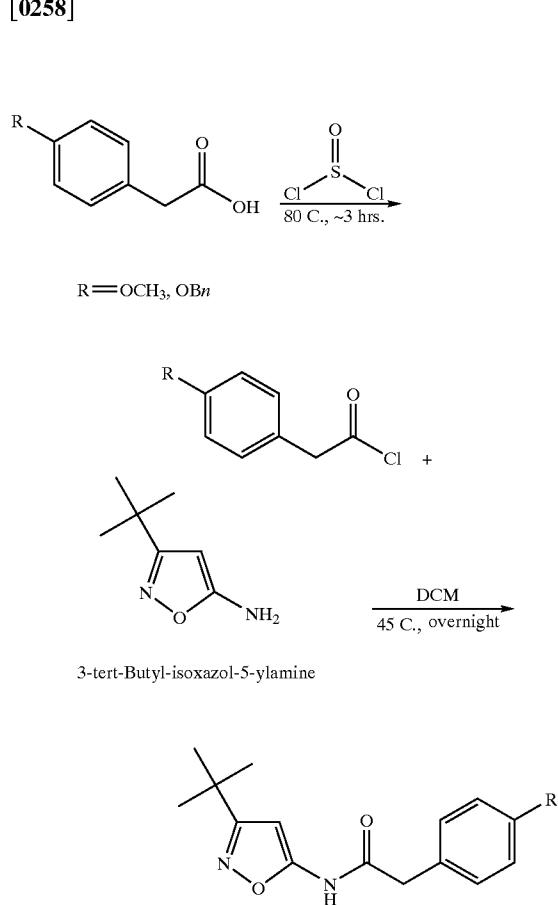
TABLE A-continued

NO.	STRUCTURE
A240	

Example B

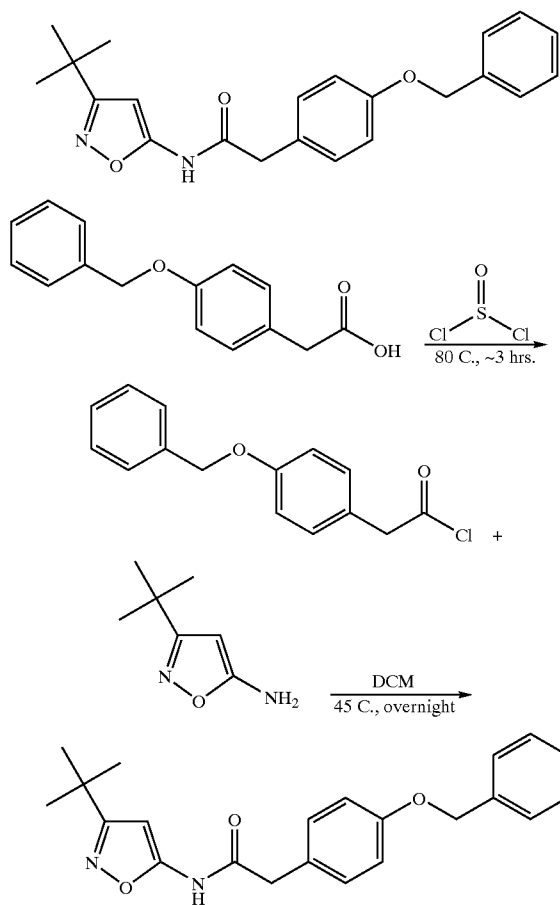
Exemplary Synthesis of Isoxazole-Amides

[0258]



[0259] In a 40 mL vial, 1 mL of thionyl chloride was added to 0.2 mmol para-substituted phenylacetic acid. The vial was capped and stirred at 80° C. for approximately three hours. The completion of the reaction was checked by TLC. The excess thionyl chloride was removed in vacuo. The residue was dissolved in dichloromethane and added to a mixture of 3-tert-butyl-isoxazol-5-ylamine (0.2 mmol) and DIEA (0.2 mmol). The reaction was stirred overnight at 45° C. The solvent was removed under vacuum and the product was purified by HPLC.

[0260] Synthesis of Compound B1: N-(3-tert-butylisoxazol-5-yl)-2-(4-(benzyloxy)phenyl)acetamide



[0261] (4-Benzyloxy-phenyl)-acetic acid (50 mg, 0.2 mmol, 1 eq) was stirred with 1 mL of thionyl chloride at 80° C. for approximately three hours. The completion of the reaction was checked by TLC. Excess thionyl chloride was removed in vacuo, the residue was dissolved in dichloromethane and added to a mixture of 3-tert-butyl-isoxazol-5-ylamine (28 mg, 0.2 mmol, 1 eq) and DIEA (35 μ L, 0.2 mmol, 1 eq). The reaction was stirred overnight at 45° C. The solvent was removed and the product purified by HPLC. Yield: 42 mg (57%), LC/MS [MH⁺] 365.

TABLE B

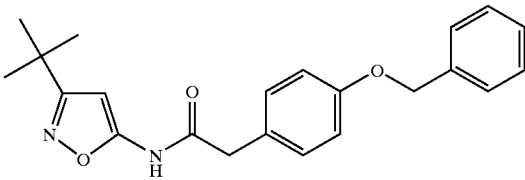
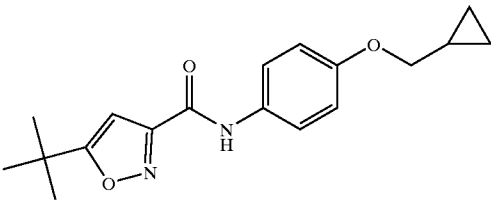
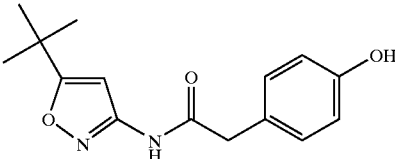
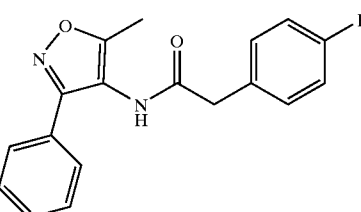
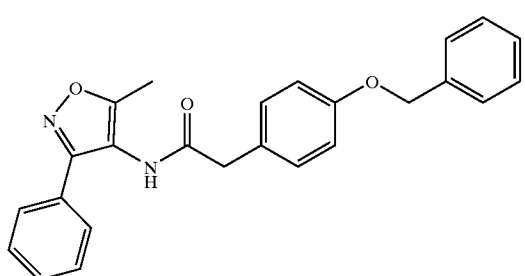
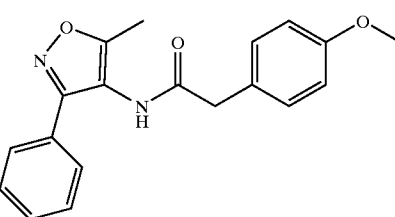
NO.	CHEMICAL STRUCTURE
B1	
B2	
B3	
B4	
B5	
B6	

TABLE B-continued

NO.	CHEMICAL STRUCTURE
B7	
B8	
B9	
B10	
B11	
B12	

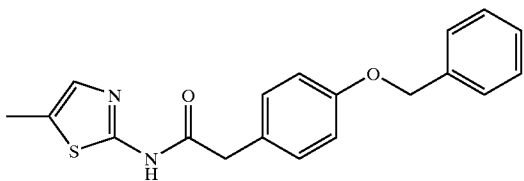
TABLE B-continued

NO.	CHEMICAL STRUCTURE
B13	
B14	
B15	
B16	

Example C

Synthesis of Thiazole-amides

[0263] Synthesis of Compound C1: 2-(4-(benzyloxy)phenyl)-N-(5-methylthiazol-2-yl)acetamide



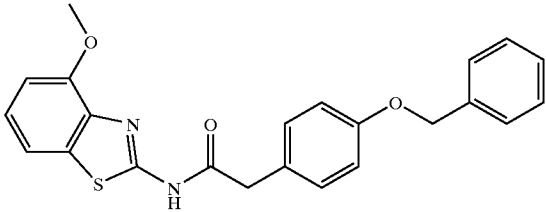
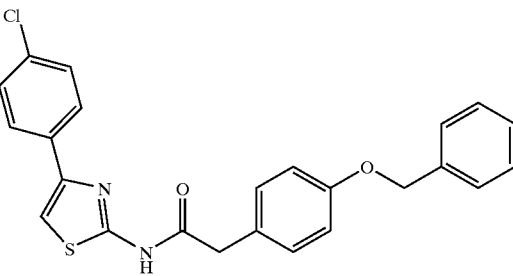
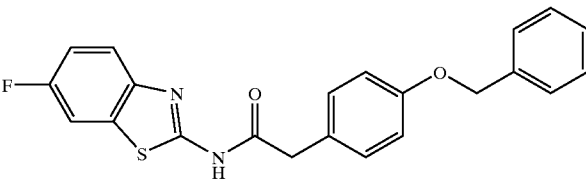
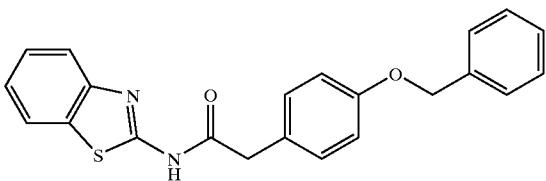
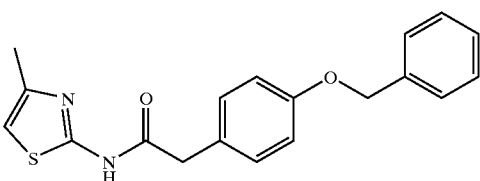
[0264] Compound C1 was prepared in strict analogy to compound B1 using 2-amino-5-methylthiazole as starting material instead of 3-tert-butyl-isoxazol-5-ylamine.

[0265] Compounds C2 through C6 were synthesized in a manner analogous to Compound C1 using similar starting materials and reagents. The structures are shown below in Table C:

TABLE C

NO.	CHEMICAL STRUCTURE
C1	

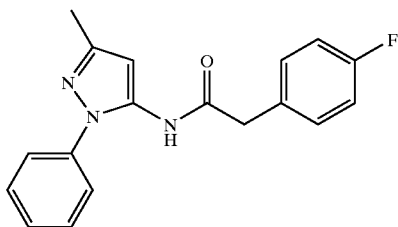
TABLE C-continued

NO.	CHEMICAL STRUCTURE
C2	 <chem>COc1ccc2nc(s2)NC(=O)CCc3ccc(OCC4=CC=CC=C4)cc3</chem>
C3	 <chem>Clc1ccc(cc1)c2sc(NC(=O)CCc3ccc(OCC4=CC=CC=C4)cc3)n2</chem>
C4	 <chem>Fc1ccc2nc(s2)NC(=O)CCc3ccc(OCC4=CC=CC=C4)cc3</chem>
C5	 <chem>c1ccc2nc(s2)NC(=O)CCc3ccc(OCC4=CC=CC=C4)cc3</chem>
C6	 <chem>Cc1sc(NC(=O)CCc2ccc(OCC3=CC=CC=C3)cc2)n1</chem>

Example E

Synthesis of Di-Phenyl Ureas

[0266] Synthesis of Compound E1: 2-(4-Fluoro-phenyl)-N-(5-methyl-2-phenyl-2H-pyrazol-3-yl)-acetamide



[0267] Compound E1 was prepared in strict analogy to compound B1 using 5-methyl-2-phenyl-2H-pyrazol-3-ylamine and 4-fluorophenylacetic acid as starting materials.

[0268] Compounds E2 through E20 were synthesized in a manner analogous to Compound E1 using similar starting materials and reagents. The structures are shown below in Table E:

TABLE E

NO.	CHEMICAL STRUCTURE
E1	
E2	
E3	
E4	

TABLE E-continued

NO.	CHEMICAL STRUCTURE
E5	<chem>Cc1nc(Cc2ccc(F)cc2)nn1-c3ccc(C)cc3</chem>
E6	<chem>Cc1nc(Cc2ccc(OCC3=CC=CC=C3)cc2)nn1-c4ccccc4</chem>
E7	<chem>C1CC1c2nc(Cc3ccc(F)cc3)nn2-c4ccccc4</chem>
E8	<chem>Cc1nc(C2CC2)nn1NC(=O)CCc3ccc(OCC4=CC=CC=C4)cc3</chem>
E9	<chem>Cc1nc(Cc2ccc(OC)cc2)nn1-c3ccccc3</chem>

TABLE E-continued

NO.	CHEMICAL STRUCTURE
E10	<chem>Cc1nc(Cc2ccc(C)cc2)n1NC(=O)CCc3ccc(OCCc4ccccc4)cc3</chem>
E11	<chem>Cc1nc(C2CC2)c1n1NC(=O)CCc3ccc(OC)cc3</chem>
E12	<chem>C1CC1c2nc(C3=CC=CC=C3)n2NC(=O)CCc4ccc(OCCc5ccccc5)cc4</chem>
E13	<chem>Cc1nc(C2=CC=CC=C2)n1NC(=O)CC(C)Cc3ccc(C)cc3</chem>
E14	<chem>C1=CN=C(NC(=O)CCc2ccc(F)cc2)N1C3=CC=CC=C3</chem>
E15	<chem>Cc1nc(C2CC2)c1n1NC(=O)CC(C)Cc3ccc(C)cc3</chem>

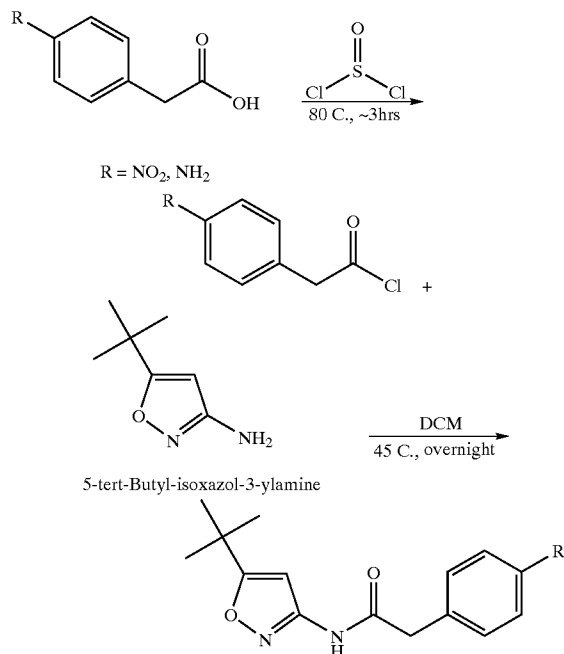
TABLE E-continued

NO.	CHEMICAL STRUCTURE
E16	<chem>COC1=CC=C(C=C1)CCNC2=CN=C(N2)c3ccccc3</chem>
E17	<chem>CC(C)CC1=CC=C(C=C1)C(C)C(=O)NC2=CN=C(N2)c3ccc(C)cc3</chem>
E18	<chem>c1ccc(cc1)CCOC2=CC=C(C=C2)CCNC3=CN=C(N3)c4ccccc4</chem>
E19	<chem>CC(C)CC1=CC=C(C=C1)C(C)C(=O)NC2=CN=C(N2)c3ccccc3C4CC4</chem>
E20	<chem>CC(C)CC1=CC=C(C=C1)C(C)C(=O)NC2=NN=C(N2)c3ccccc3</chem>

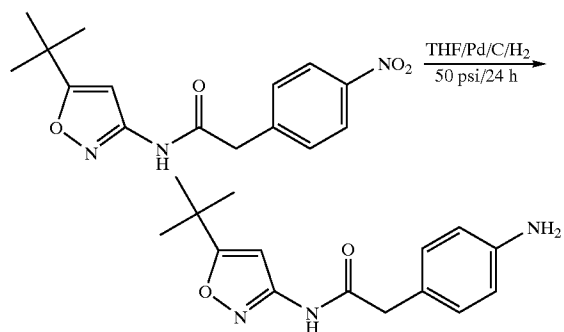
Example F

Synthesis of Isoxazole-Bis-Amides

[0269]

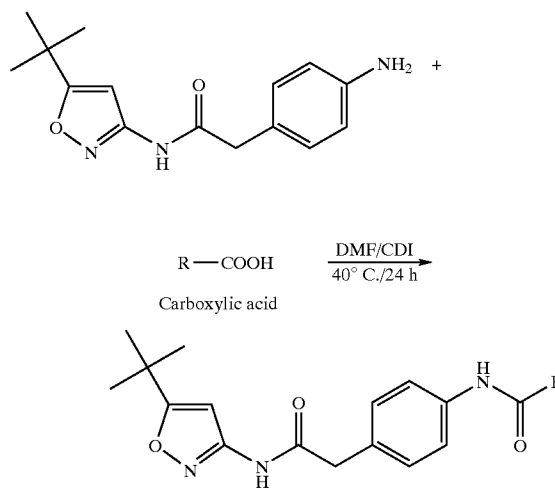


[0270] In a vial thionyl chloride was added to a para-substituted phenylacetic acid. The vial was capped and stirred at 80° C. for approximately three hours. The completion of the reaction was checked by TLC, and the excess thionyl chloride removed in vacuo. The residue was dissolved in dichloromethane and added to a mixture 5-tert-butyl-isoxazol-3-ylamine and DIEA. The reaction was stirred overnight at 45° C. The solvent was removed under vacuum and the product was purified by HPLC.

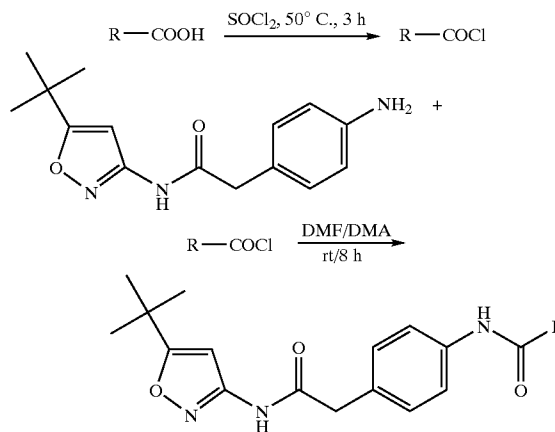


[0271] For the case of R=NO₂, reduction to the amine was carried out prior to reaction with an activated carboxylic acid. 1.5 gm of 1-(5-tert-butyl-isoxazol-3-yl)-3-(4-nitrophenyl)-amide was dissolved in 50 ml THF and 0.1 g of 10% Pd/C is added. The solution was stirred under hydrogen at 50

psi. for 24 hours then filtered through a Celite pad. The organic solvent was evaporated under vacuum and the resulting residue was triturated with ethyl acetate.



[0272] 1 equivalent of the carboxylic acid and 1.1 equivalent of CDI were dissolved in dry DMF and stirred at 40° C. for 2 h, then 1 equivalent of the substituted aniline was added. The reaction mixture was stirred at 40° C. overnight and the final product was purified by preparative HPLC.



[0273] Alternatively, 1 equivalent of the carboxylic acid and 1.1 equivalent of thionyl chloride were heated in a sealed tube at 50 C. for 3 h. The excess thionyl chloride was evaporated, 1 equivalent of aniline in DMF was added, and the solution stirred at room temperature for 8 h. The final product was purified by preparative HPLC.

[0274] Compounds F1 through F5 are synthesized in a manner analogous to those shown above using similar starting materials and reagents. The structures are shown below in Table F:

TABLE F

NO.	CHEMICAL STRUCTURE
F1	
F2	
F3	
F4	
F5	

Binding Constant (K_d) Measurements for Small-Molecule-Kinase Interactions

[0275] Methods for measuring binding affinities for interactions between small molecules and kinases including FLT3, c-KIT, ABL(T334I) [a.k.a. ABL(T315I)], VEGFR2 (a.k.a. KDR), and EGFR are described in detail in U.S. application Ser. No. 10/873,835, which is incorporated by reference herein in its entirety. The components of the assays include human kinases expressed as fusions to T7 bacteriophage particles and immobilized ligands that bind to the ATP site of the kinases. For the assay, phage-displayed kinases and immobilized ATP site ligands are combined with the compound to be tested. If the test compound binds the kinase it competes with the immobilized ligand and prevents binding to the solid support. If the compound does not bind the kinase, phage-displayed proteins are free to bind to the solid support through the interaction between the kinase and

the immobilized ligand. The results are read out by quantitating the amount of fusion protein bound to the solid support, which is accomplished by either traditional phage plaque assays or by quantitative PCR (qPCR) using the phage genome as a template. To determine the affinity of the interactions between a test molecule and a kinase, the amount of phage-displayed kinase bound to the solid support is quantitated as a function of test compound concentration. The concentration of test molecule that reduces the number of phage bound to the solid support by 50% is equal to the K_d for the interaction between the kinase and the test molecule. Typically, data are collected for twelve concentrations of test compound and, the resultant binding curve is fit to a non-cooperative binding isotherm to calculate K_d .

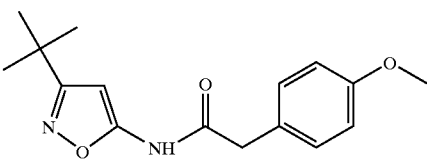
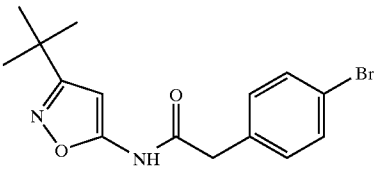
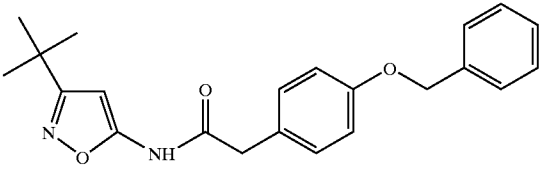
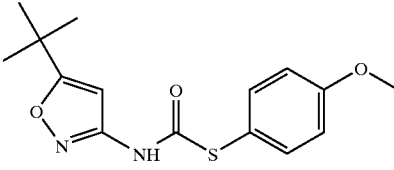
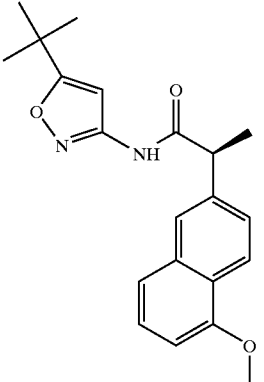
[0276] Described in the exemplary assays below is data from binding with varying kinases. Binding values are reported as follows "+" for representative compounds exhib-

iting a binding dissociation constant (Kd) of 10,000 nM or higher; “++” for representative compounds exhibiting a Kd of 1,000 nM to 10,000 nM; “+++” for representative compounds exhibiting a Kd of 100 nM to 1,000 nM; and “++++” for representative compounds exhibiting a Kd of less than 100 nM. The term “ND” represents non-determined values.

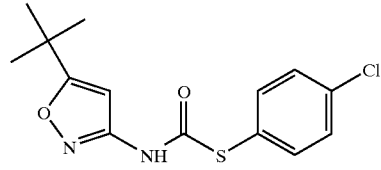
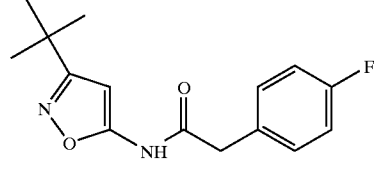
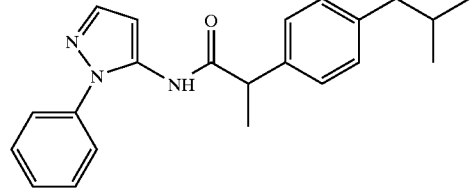
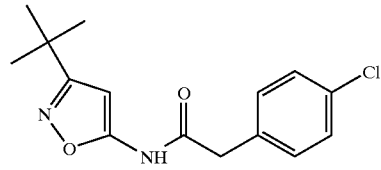
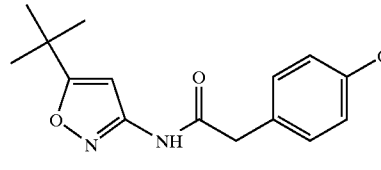
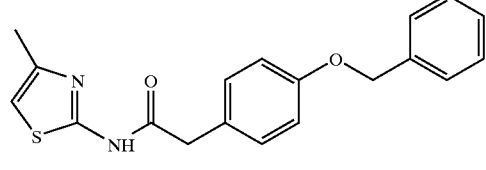
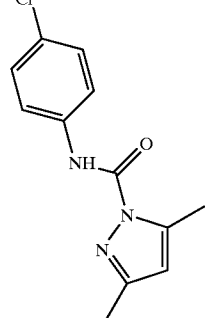
The Affinity of the Compounds for PDGFR

[0277] Kd values for the interactions between PDGFR- β and candidate small molecule ligands were measured by a phage-display-based competitive binding assay that is described in detail in U.S. Ser. No. 10/406,797 filed 2 Apr. 2003 and incorporated herein by reference. Briefly, T7 phage displaying human PDGFR- β were incubated with an

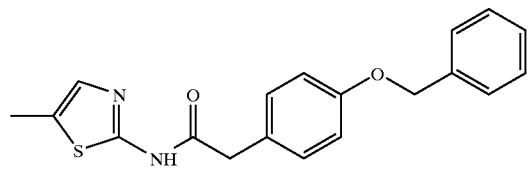
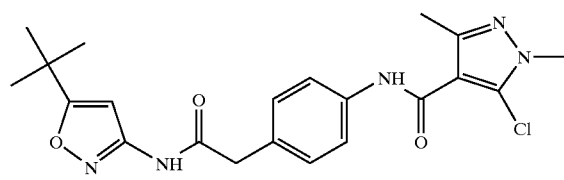
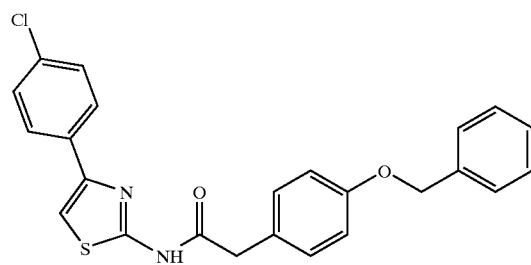
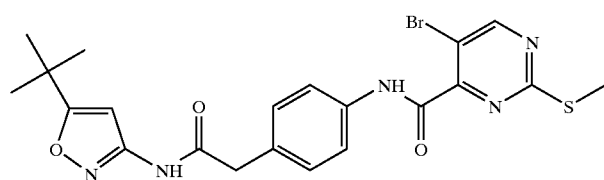
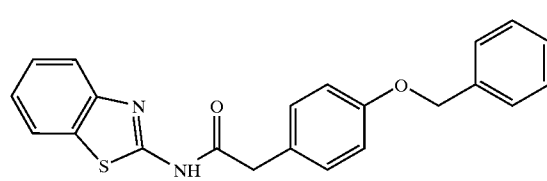
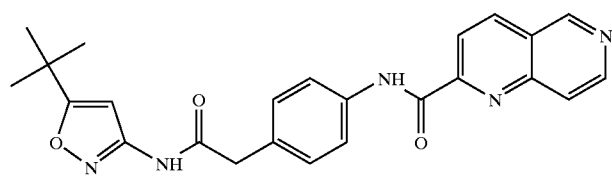
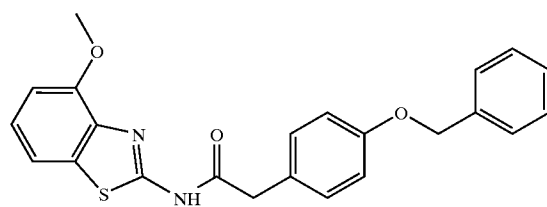
affinity matrix coated with known PDGFR- β inhibitor in the presence of various concentrations of the soluble competitor molecules. Soluble competitor molecules that bind PDGFR- β prevent binding of PDGFR- β phage to the affinity matrix, hence, after washing, fewer phage are recovered in the phage eluate in the presence of an effective competitor than in the absence of an effective competitor. The Kd for the interaction between the soluble competitor molecule and PDGFR- β is equal to the concentration of soluble competitor molecule that causes a 50% reduction in the number of phage recovered in the eluate compared to a control sample lacking soluble competitor. Kd values for the interaction between PDGFR- β and several small molecules are shown in below:

Compound Structure	Binding Assay:PDGFRB (DKIN)
	++++
	++++
	++++
	++
	+++

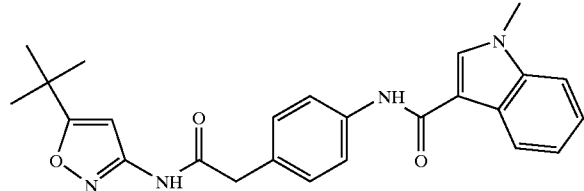
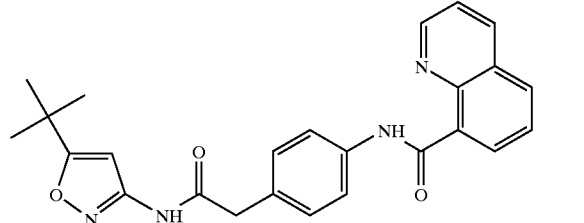
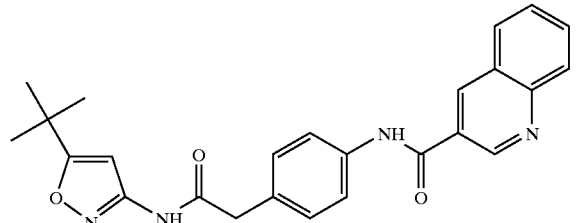
-continued

Compound Structure	Binding Assay:PDGFRB (DKIN)
	+
	+++
	+
	+++
	+
	+
	+

-continued

Compound Structure	Binding Assay:PDGFRB (DKIN)
	+
	+++
	+
	++++
	+
	++++
	+

-continued

Compound Structure	Binding Assay: PDGFRB (DKIN)
	++++
	++
	++++

[0278] All references cited herein, including patents, patent applications, and publications, are hereby incorporated by reference in their entireties, whether previously specifically incorporated or not.

[0279] Having now fully described this invention, it will be appreciated by those skilled in the art that the same can be performed within a wide range of equivalent parameters, concentrations, and conditions without departing from the spirit and scope of the invention and without undue experimentation.

[0280] While this invention has been described in connection with specific embodiments thereof, it will be understood that it is capable of further modifications. This application is intended to cover any variations, uses, or adaptations of the invention following, in general, the principles of the invention and including such departures from the present disclosure as come within known or customary practice within the art to which the invention pertains and as may be applied to the essential features hereinbefore set forth.

What is claimed is:

1. A method of modulating PDGF-R, said method comprising administering a therapeutically effective amount of a compound, corresponding to Formula (IA):

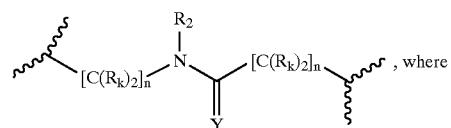


wherein:

M is substituted or unsubstituted heteroaryl, or substituted or unsubstituted aryl;

N is a substituted or unsubstituted aryl, or substituted or unsubstituted heteroaryl; and

K is



Y is O or S;

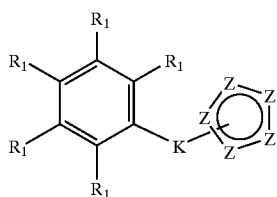
each R_k is independently H, halogen, substituted or unsubstituted alkyl, ---OH , substituted or unsubstituted alkoxy, ---OC(O)R_2 , ---NO_2 , $\text{---N}(\text{R}_2)_2$, ---SR_2 , ---C(O)R_2 , $\text{---C(O)}_2\text{R}_2$, $\text{---C(O)N}(\text{R}_2)_2$, or $\text{---N}(\text{R}_2)\text{C(O)R}_2$,

each R_2 is independently H, substituted or unsubstituted alkyl, substituted or unsubstituted cycloalkyl, substituted or unsubstituted heterocyclyl, substituted or unsubstituted aryl, or substituted or unsubstituted heteroaryl; or wherein two R_2 groups are linked together by an optionally substituted alkylene; and

each n is independently 0, 1, 2, 3 or 4;

or an active metabolite, or a pharmaceutically acceptable prodrug, isomer, pharmaceutically acceptable salt or solvate thereof.

2. The method of claim 1, wherein said compound corresponds to Formula (IB):



wherein:

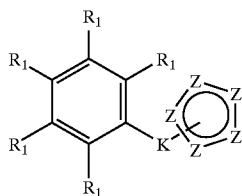
each Z is independently C, CR_3 , N, NR_3 , O, or S, provided that no more than two Z's are heteroatoms and wherein no two adjacent Z's are O or S,

where R_3 is H, substituted or unsubstituted alkyl, substituted or unsubstituted cycloalkyl, substituted or unsubstituted heteroaryl, or substituted or unsubstituted aryl; and

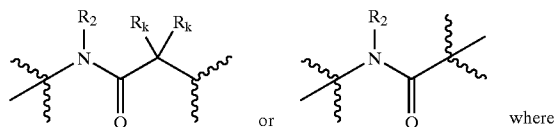
each R_1 is independently H, halogen, substituted or unsubstituted alkyl, substituted or unsubstituted alkoxy, substituted or unsubstituted cycloalkyl, substituted or unsubstituted heterocyclyl, substituted or unsubstituted aryl, substituted or unsubstituted heteroaryl, $-OR_c-$, $-OH$, $-OC(O)R_c$, $-NO_2$, $-N(R_c)_2$, $-SR_c$, $S(O)_jR_c$ where j is 1 or 2, $-NR_cC(O)R_c$, $-C(O)N(R_c)_2$, $C(O)_2R_c$, or $-C(O)R_c$; or two adjacent R_1 's, are taken together to form a substituted or unsubstituted aryl or heteroaryl, where

each R_c is independently H, substituted or unsubstituted alkyl, substituted or unsubstituted cycloalkyl, substituted or unsubstituted aryl, or substituted or unsubstituted heteroaryl.

3. The method of claim 2, wherein said compound corresponds to Formula (I):

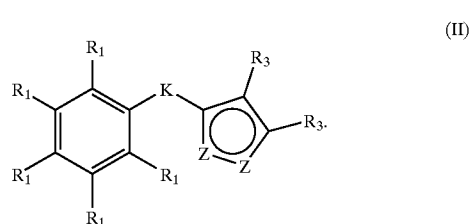


wherein K is

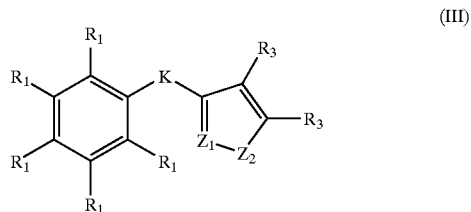


each R_k is independently H, halogen, substituted or unsubstituted alkyl, or substituted or unsubstituted alkoxy.

4. The method of claim 3, wherein said compound corresponds to Formula (II):

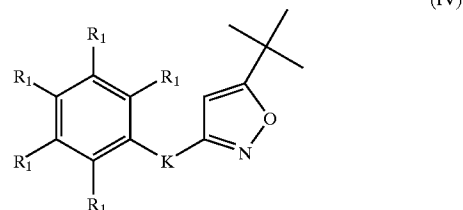


5. The method of claim 4, wherein said compound corresponds to Formula (III):



wherein Z_1 is CR_3 or N; and Z_2 is O or S.

6. The method of claim 5, wherein said compound corresponds to Formula (IV):



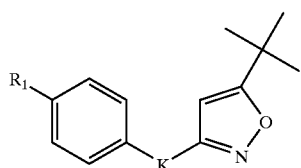
wherein:

each R_1 is independently H, halogen, substituted or unsubstituted alkyl, $-O$ (substituted or unsubstituted alkenyl), $-O$ (substituted or unsubstituted aryl), $-NR_c(O)$ (substituted or unsubstituted alkyl), $-NR_cC(O)$ (substituted or unsubstituted alkyl), $-NR_cC(O)$ (substituted or unsubstituted alkenyl), $-C(O)NR_c$ (substituted or unsubstituted alkyl),

—C(O)NR_c(substituted or unsubstituted alkenyl),
 —NO₂, —S(=O)R_c, —SR_c, C(O)₂R_c, or —C(O)R_c;
 and

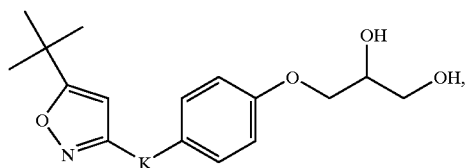
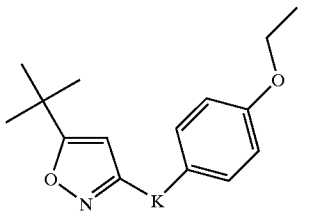
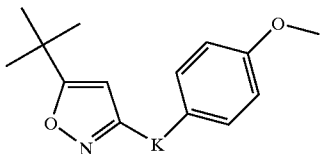
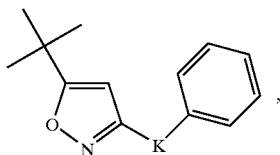
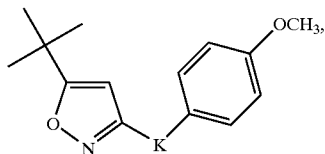
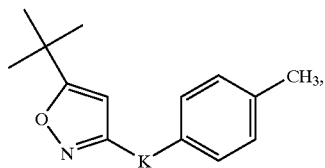
each R₂ is independently H or substituted or unsubstituted alkyl.

7. The method of claim 5, wherein said compound corresponds to Formula (V):

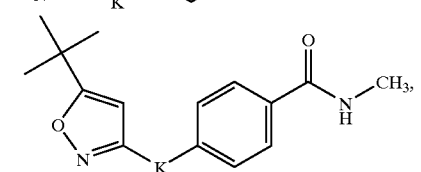
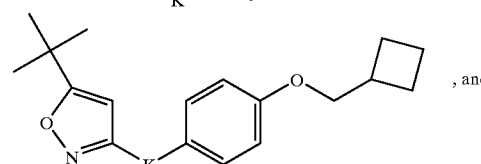
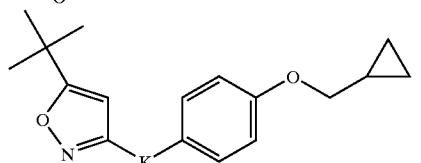
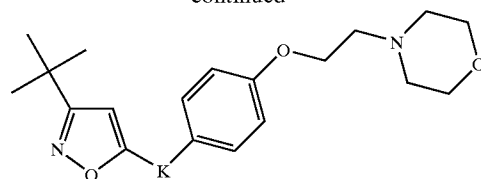


(V)

8. The method of claim 7, wherein said compound is selected from the group consisting of:

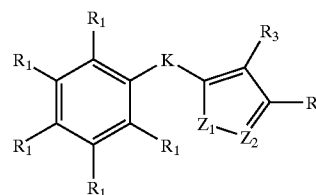


-continued



9. The method of claim 4, wherein said compound corresponds to Formula (VI):

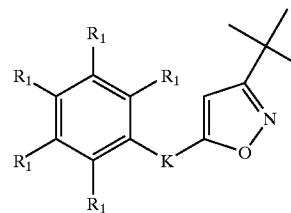
(VI)



wherein Z₁ is O or S; and Z₂ is CR₃ or N.

10. The method of claim 9, wherein said compound corresponds to Formula (VII):

(VII)



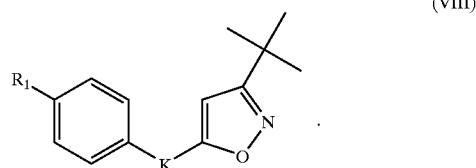
wherein:

each R₁ is independently H, halogen, substituted or unsubstituted alkyl, —O(substituted or unsubstituted alkyl), —O(substituted or unsubstituted alkenyl), —NR_cC(O)(substituted or unsubstituted alkyl), —NR_cC(O)(substituted or unsubstituted alkyl), —NR_c

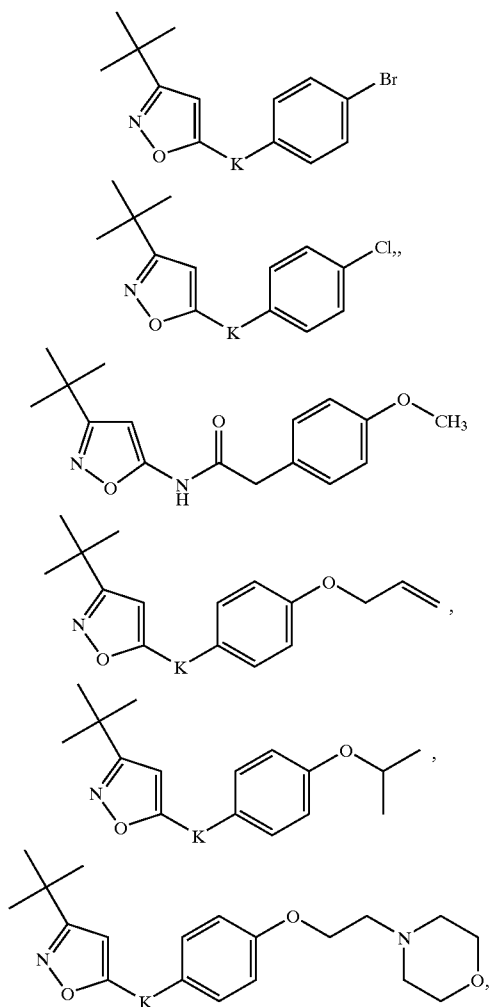
C(O)(substituted or unsubstituted alkenyl), —C(O)N—R_c(substituted or unsubstituted alkyl), —C(O)NR_c-(substituted or unsubstituted alkenyl), —NO₂, —S(=O)R_c, —SR_c, C(O)₂R_c, or —C(O)R_c; and

each R₂ is independently H or substituted or unsubstituted alkyl, or two R₂ groups are linked together to form an optionally substituted alkylene.

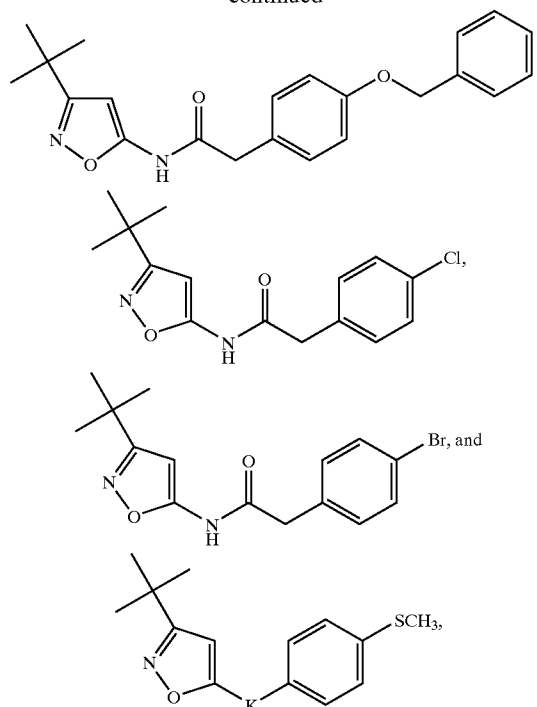
11. The method of claim 9, wherein said compound corresponds to Formula (VIII):



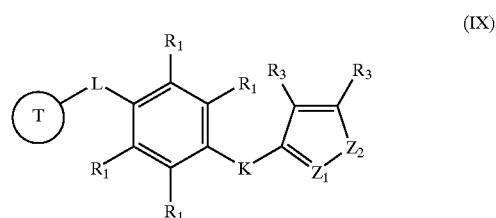
12. The method of claim 11, wherein said compound is selected from the group consisting of:



-continued



13. The method of claim 5, wherein said compound corresponds to Formula (IX):

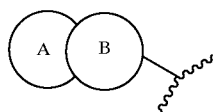


wherein:

L is a linker selected from the group consisting of a covalent bond, substituted or unsubstituted alkenylene, substituted or unsubstituted alkylene, —C(O)NH—, —C(O)—, —NH—, —O—, —S—, —O(substituted or unsubstituted alkylene)-, —N(substituted or unsubstituted alkylene)-, —C(O)NH(substituted or unsubstituted alkylene)-, —C(O)NH(substituted or unsubstituted alkenylene)-, —NHC(O)(substituted or unsubstituted alkylene)-, —NHC(O)(substituted or unsubstituted alkenylene)-, —C(O)(substituted or unsubstituted alkenylene)-, and —NHC(O)(substituted or unsubstituted alkylene)S(substituted or unsubstituted alkylene)C(O)NH—; and

T is a mono-, bi-, or tricyclic, substituted or unsubstituted cycloalkyl, heterocyclyl, aryl, or heteroaryl.

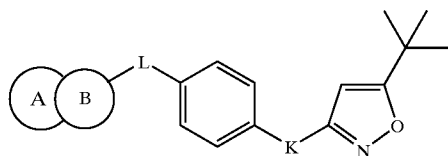
14. The method of claim 13, wherein T of said compound corresponds to Formula (X):



(X)

wherein A is a substituted or unsubstituted five or six-membered heterocycl, aryl, or heteroaryl; and B is a substituted or unsubstituted five or six-membered heterocyclene, arylene, or heteroarylene, wherein A and B together form a fused two ring moiety.

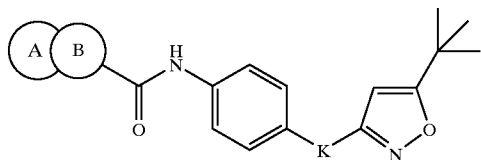
15. The method of claim 14, wherein said compound corresponds to Formula (XI):



(XI)

16. The method of claim 15, wherein L of said compound is a covalent bond, $-C(O)NH$ (substituted or unsubstituted alkylene), $-NHC(O)-$, $-NHC(O)$ (substituted or unsubstituted alkylene)-, $-NH-$, or $-O$ (substituted or unsubstituted alkylene)-.

17. The method of claim 16, wherein said compound corresponds to Formula (XII):

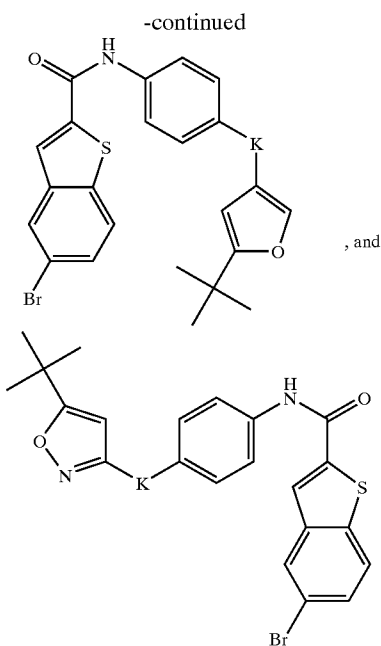
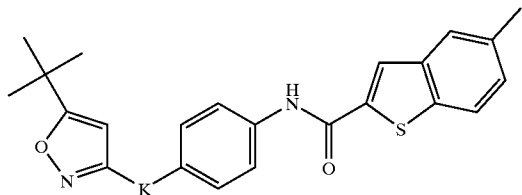


(XII)

18. The method of claim 17, wherein B of said compound is a substituted or unsubstituted five-membered heteroarylene.

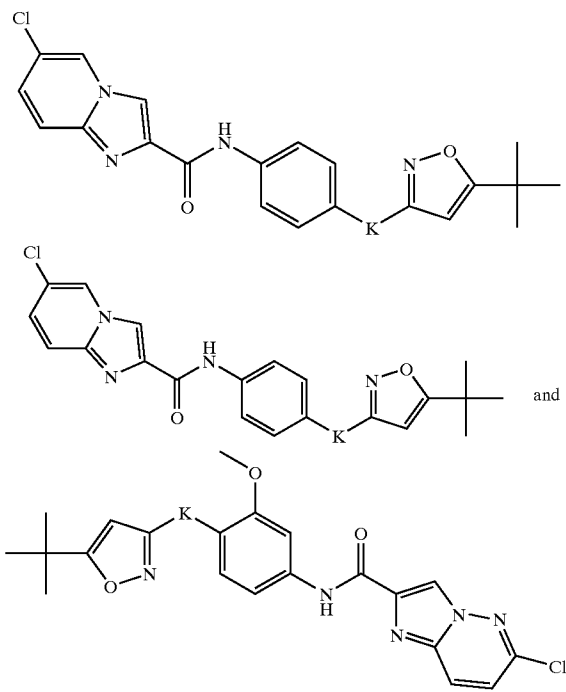
19. The method of claim 18, wherein said five-membered heteroarylene is substituted or unsubstituted thiophenylene.

20. The method of claim 19, wherein said compound is selected from the group consisting of:



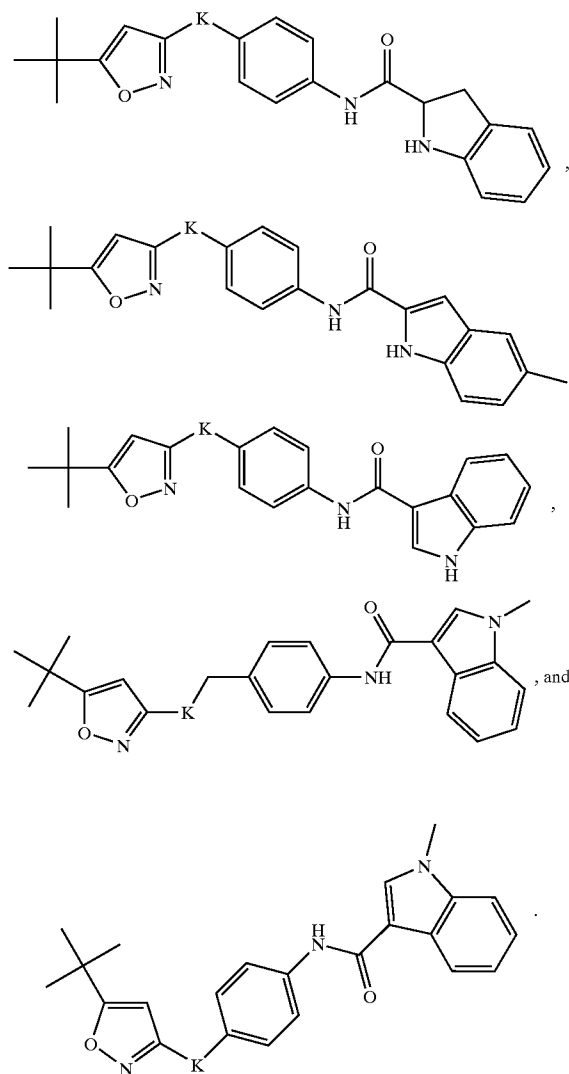
21. The method of claim 18, wherein B is substituted or unsubstituted imidazolylene.

22. The method of claim 21, wherein said compound is selected from the group consisting of:



23. The method of claim 18, wherein B is substituted or unsubstituted pyrrolylene.

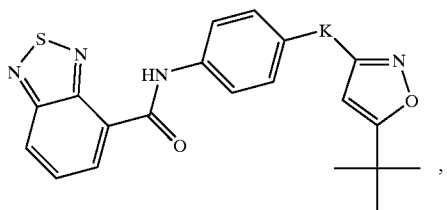
24. The method of claim 23, wherein said compound is selected from the group consisting of:



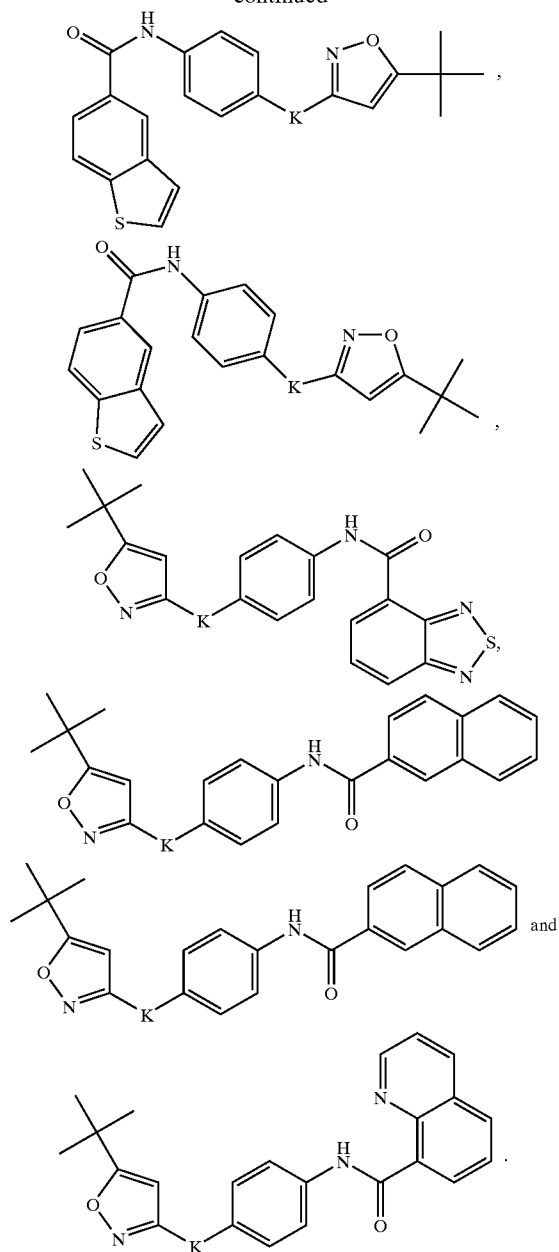
25. The method of claim 17, wherein B of said compound is a substituted or unsubstituted 6-membered arylene or heteroarylene.

26. The method of claim 25, wherein B is substituted or unsubstituted phenylene.

27. The method of claim 26, wherein said compound is selected from the group consisting of:

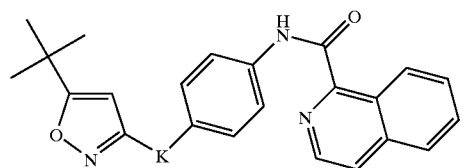


-continued

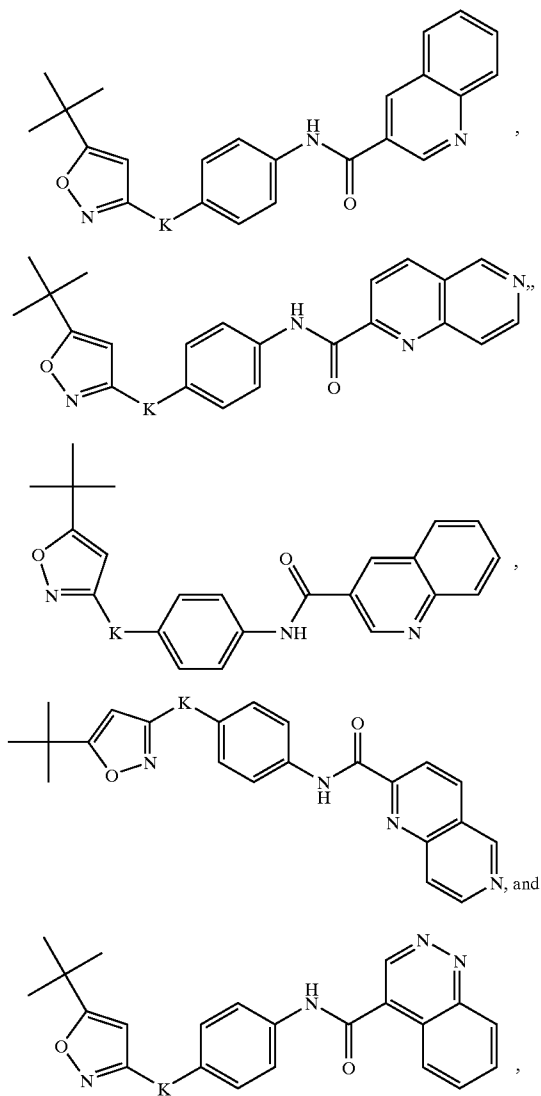


28. The method of claim 25, wherein B is substituted or unsubstituted pyridinylene or pyridazine.

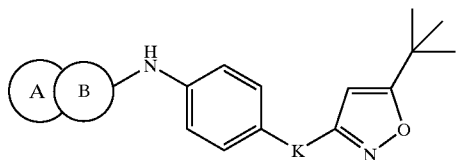
29. The method of claim 28, wherein said compound is selected from the group consisting of:



-continued



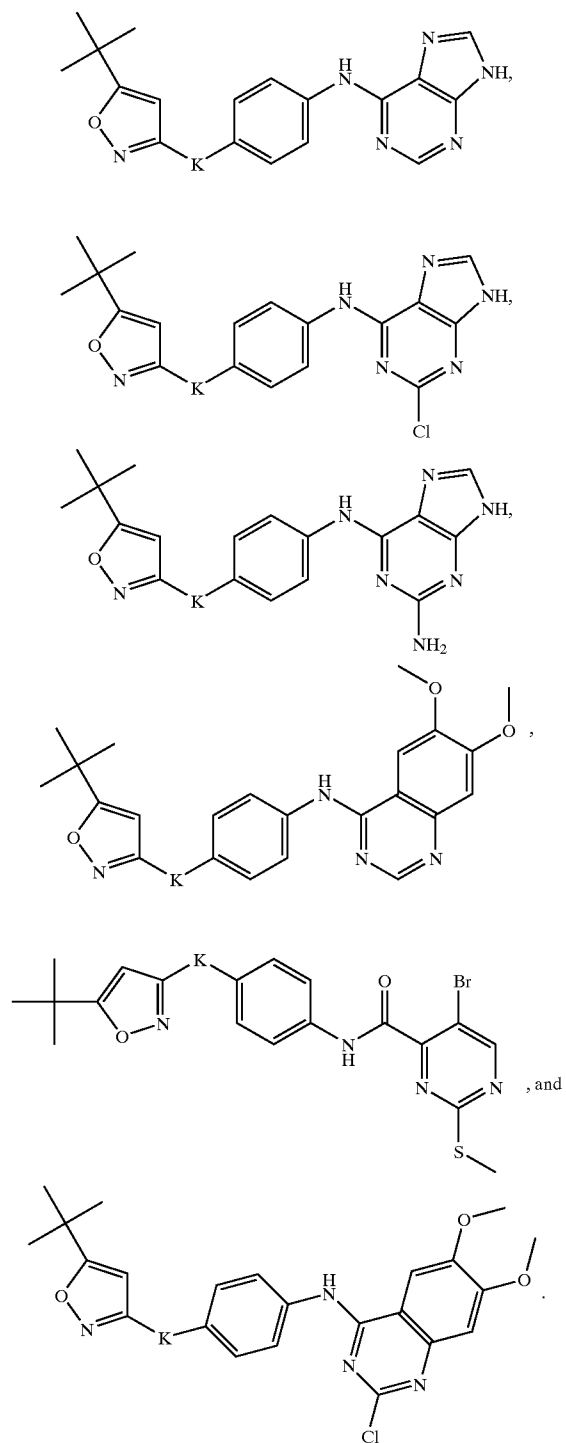
30. The method of claim 16, wherein said compound corresponds to Formula (XIII):



31. The method of claim 30, wherein B of said compound is a substituted or unsubstituted six-membered heteroarylne.

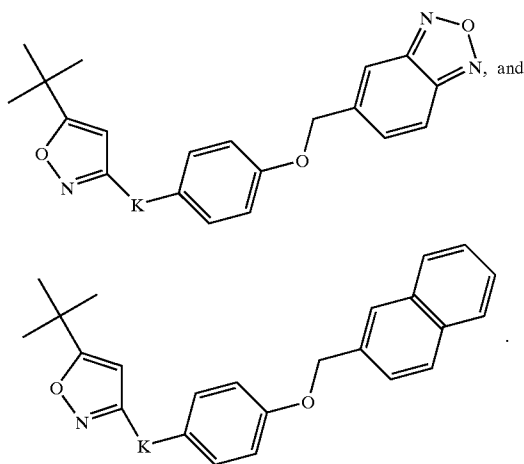
32. The method of claim 31, wherein said six-membered heteroarylne is substituted or unsubstituted pyrimidinylene.

33. The method of claim 32, wherein said compound is selected from the group consisting of:

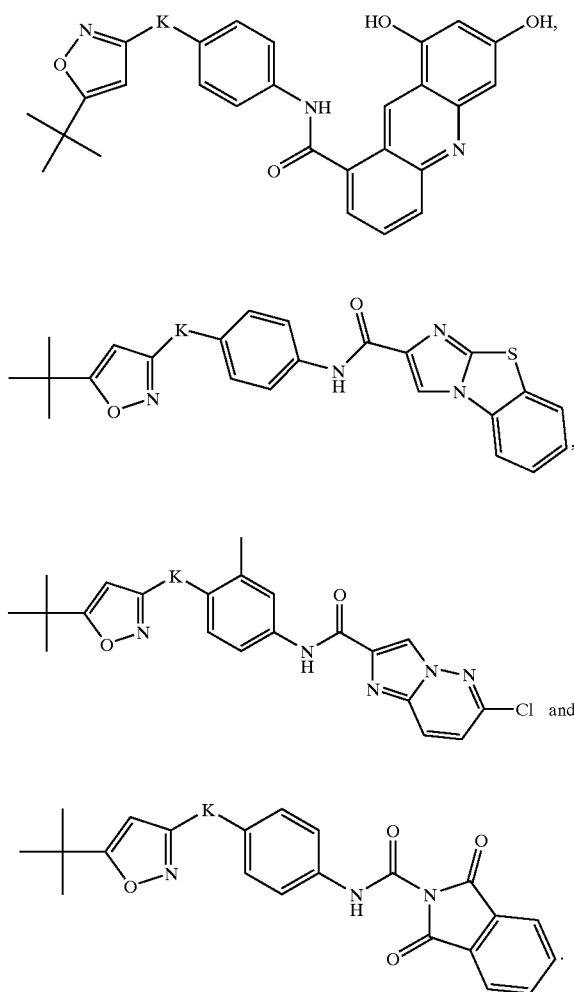


34. The method of claim 16, wherein L of said compound —OCH₂—.

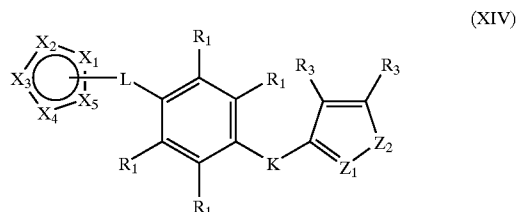
35. The method of claim 34, wherein said compound is selected from the group consisting of:



36. The method of claim 13, wherein said compound is selected from the group consisting of:



37. The method of claim 5, wherein said compound corresponds to Formula (XIV):



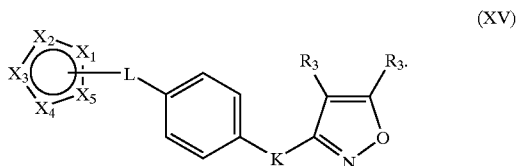
wherein:

L is a linker selected from the group consisting of a covalent bond, substituted or unsubstituted alkenylene, substituted or unsubstituted alkylene, $-\text{C}(\text{O})\text{NH}-$, $-\text{C}(\text{O})-$, $-\text{NH}-$, $-\text{O}-$, $-\text{S}-$, $-\text{O}(\text{substituted or unsubstituted alkylene})-$, $-\text{N}(\text{substituted or unsubstituted alkylene})-$, $-\text{C}(\text{O})\text{NH}(\text{substituted or unsubstituted alkylene})-$, $-\text{C}(\text{O})\text{NH}(\text{substituted or unsubstituted alkenylene})-$, $-\text{NHC}(\text{O})$ (substituted or unsubstituted alkylene)-, $-\text{NHC}(\text{O})$ (substituted or unsubstituted alkenylene)-, $-\text{C}(\text{O})$ (substituted or unsubstituted alkenylene)-, and $-\text{NHC}(\text{O})$ (substituted or unsubstituted alkylene) $\text{S}(\text{substituted or unsubstituted alkylene})\text{C}(\text{O})\text{NH}-$; and

each of X_1 - X_5 is independently C, CR, N, NR, S, or O, wherein no more than three of X_1 - X_5 is a heteroatom, and no two adjacent ring atoms are O or S; where each R is independently H, halogen, substituted or unsubstituted alkyl, $-\text{OH}$, substituted or unsubstituted alkoxy, $-\text{OC}(\text{O})\text{R}_d$, $-\text{NO}_2$, $-\text{N}(\text{R}_d)_2$, $-\text{SR}_d$, $-\text{S}(\text{O})_j\text{R}_d$ where j is 1 or 2, $-\text{NR}_d\text{C}(\text{O})\text{R}_d$, $-\text{C}(\text{O})_2\text{R}_d$, $-\text{C}(\text{O})\text{N}(\text{R}_d)_2$ or $-\text{C}(\text{O})\text{R}_d$, or two adjacent R's are taken together to form a substituted or unsubstituted aryl or heteroaryl, where

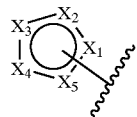
each R_d is independently H, substituted or unsubstituted alkyl, substituted or unsubstituted cycloalkyl, substituted or unsubstituted aryl or substituted or unsubstituted heteroaryl.

38. The method of claim 37, wherein said compound corresponds to Formula (XV):

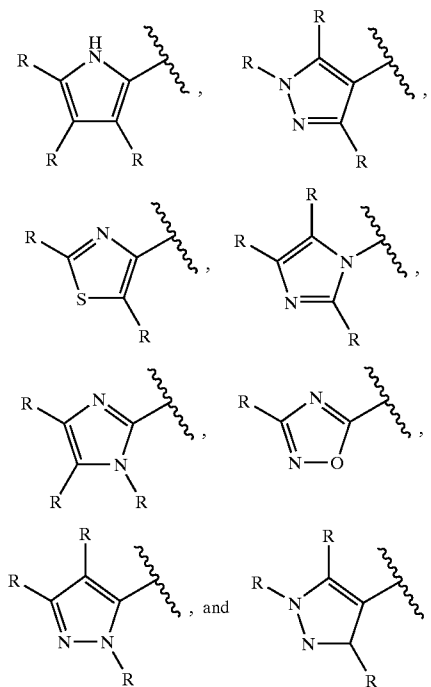


39. The method of claim 38, wherein L of said compound is a covalent bond, $-\text{C}(\text{O})\text{NH}-$, or $-\text{O}(\text{substituted or unsubstituted alkylene})-$.

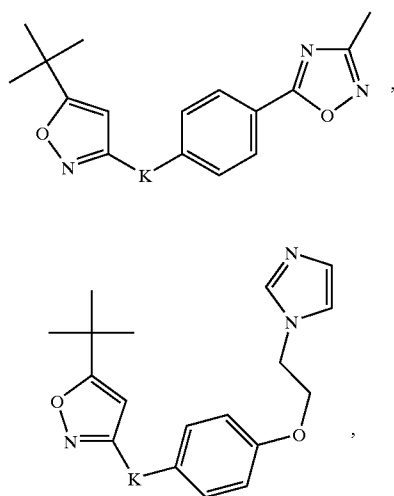
40. The method of claim 39, wherein



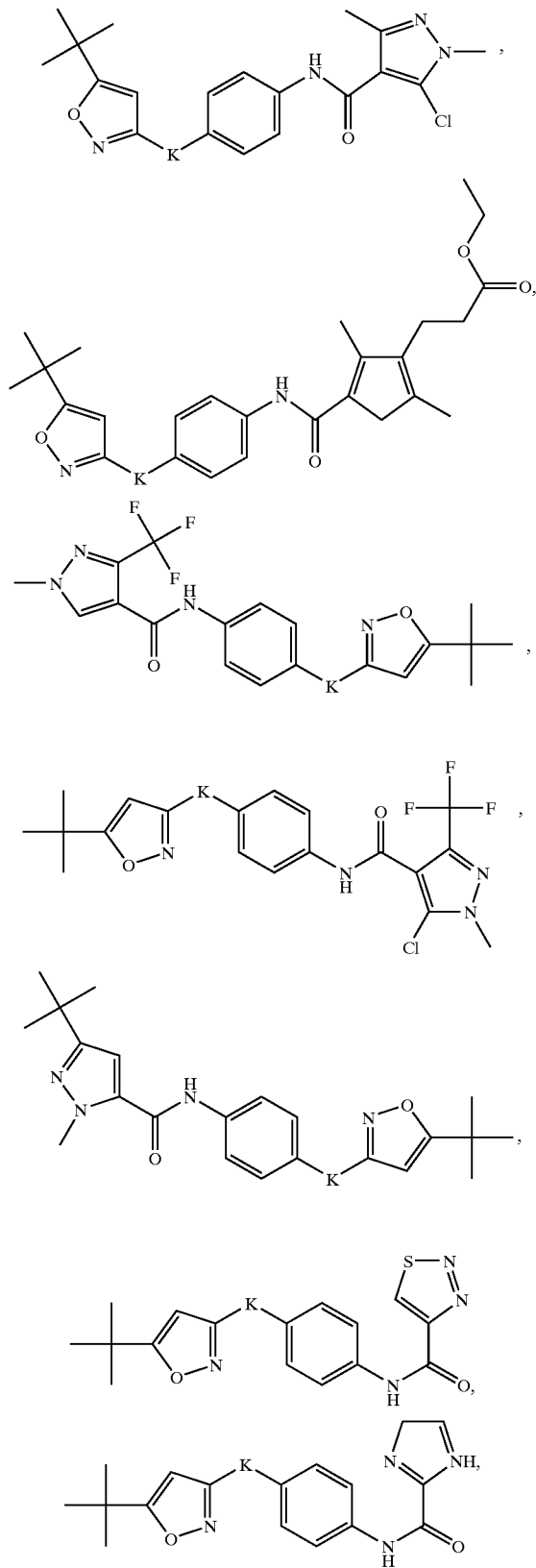
of said compound is selected from the group consisting of:



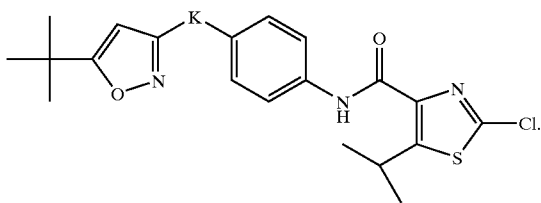
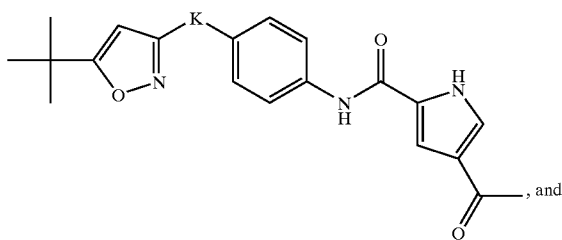
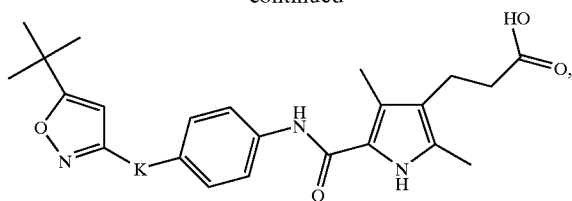
41. The method of claim 40, wherein said compound is selected from the group consisting of:



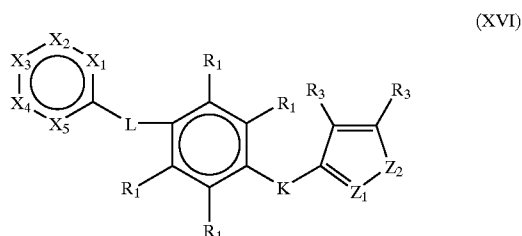
-continued



-continued



42. The method of claim 5, wherein said compound corresponds to Formula (XVI):



wherein:

L is a linker selected from the group consisting of a covalent bond, substituted or unsubstituted alkenylene, substituted or unsubstituted alkylene, $-\text{C}(\text{O})\text{NH}-$, $-\text{C}(\text{O})-$, $-\text{NH}-$, $-\text{O}-$, $-\text{S}-$, $-\text{O}$ (substituted or unsubstituted alkylene)-, $-\text{N}$ (substituted or unsubstituted alkylene)-, $-\text{C}(\text{O})\text{NH}$ (substituted or unsubstituted alkylene)-, $-\text{C}(\text{O})\text{NH}$ (substituted or unsubstituted alkenylene)-, $-\text{NHC}(\text{O})$ (substituted or unsubstituted alkylene)-, $-\text{NHC}(\text{O})$ (substituted or unsubstituted alkenylene)-, $-\text{C}(\text{O})$ (substituted or unsubstituted alkylene)-, and $-\text{NHC}(\text{O})$ (substituted or unsubstituted alkylene) S (substituted or unsubstituted alkylene) $\text{C}(\text{O})\text{NH}-$; and

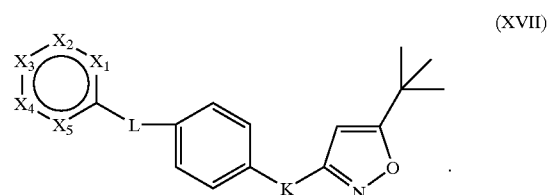
each of X_1 - X_5 is independently C, CR, N—O, or N, wherein no more than two of X_1 - X_5 is N, where

each R is independently H, halogen, substituted or unsubstituted alkyl, $-\text{OH}$, substituted or unsubstituted

alkoxy, $-\text{OC}(\text{O})\text{R}_d$, $-\text{NO}_2$, $-\text{N}(\text{R}_d)_2$, $-\text{SR}_d$, $-\text{S}(\text{O})_j\text{R}_d$ where j is 1 or 2, $-\text{NR}_d\text{C}(\text{O})\text{R}_d$, $-\text{C}(\text{O})_2\text{R}_d$, $-\text{C}(\text{O})\text{N}(\text{R}_d)_2$ or $-\text{C}(\text{O})\text{R}_d$, or two adjacent R's are taken together to form a substituted or unsubstituted aryl or heteroaryl, where

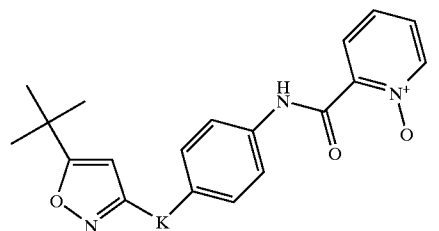
each R_d is independently H, substituted or unsubstituted alkyl, substituted or unsubstituted cycloalkyl, substituted or unsubstituted aryl or substituted or unsubstituted heteroaryl.

43. The method of claim 42, wherein said compound corresponds to Formula (XVII):

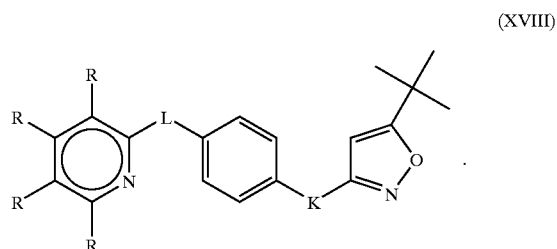


44. The method of claim 43, wherein L is a linker selected from the group consisting of a covalent bond, -(substituted or unsubstituted alkylene), $-\text{NHC}(\text{O})-$, $-\text{C}(\text{O})\text{NH}$ (substituted or unsubstituted alkylene)-, $-\text{NHC}(\text{O})$ (substituted or unsubstituted alkylene)-, $-\text{C}(\text{O})\text{NH}$ (substituted or unsubstituted alkenylene)-, $-\text{NHC}(\text{O})$ (substituted or unsubstituted alkenylene)-, and $-\text{O}$ (substituted or unsubstituted alkylene)-,

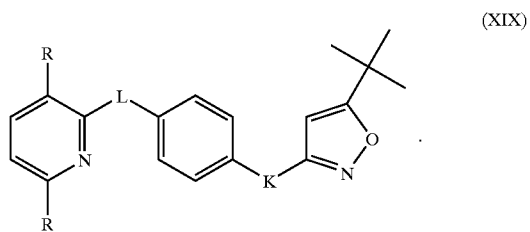
45. The method of claim 44, wherein said compound is:



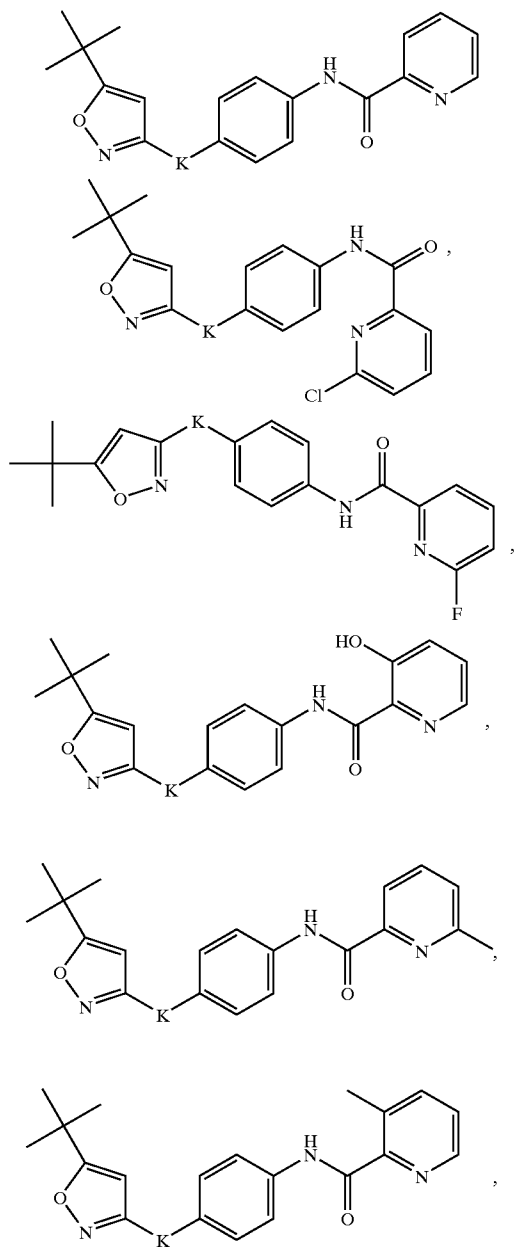
46. The method of claim 43, wherein said compound corresponds to Formula (XVIII):



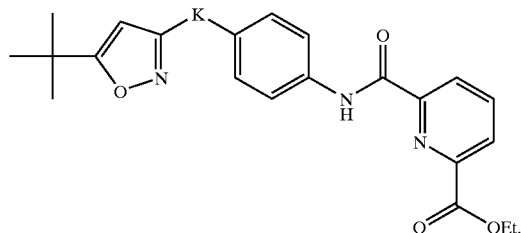
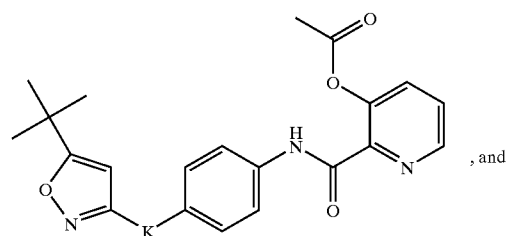
47. The method of claim 46, wherein said compound corresponds to Formula (XIX):



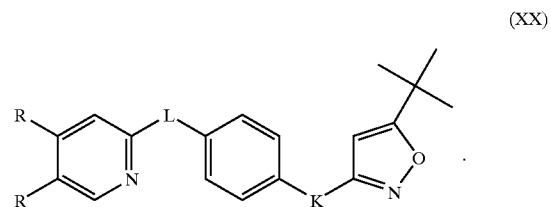
48. The method of claim 47, wherein said compound is selected from the group consisting of:



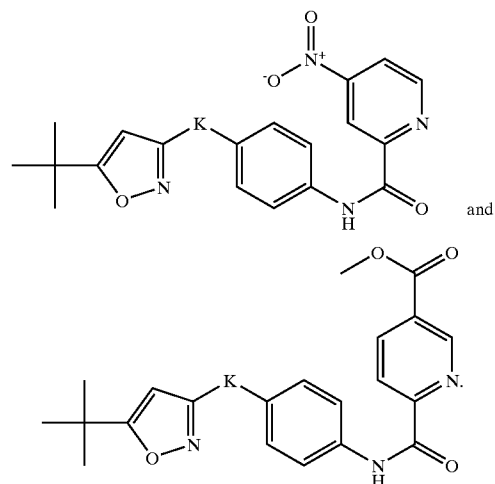
-continued



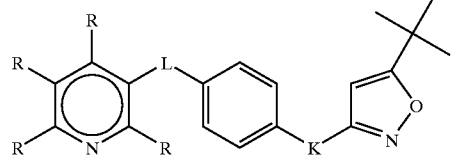
49. The method of claim 46, wherein said compound corresponds to Formula (XX):



50. The method of claim 49, wherein said compound is selected from the group consisting of:

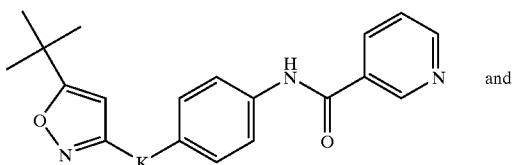


51. The method of claim 43, wherein said compound corresponds to Formula (XXI):

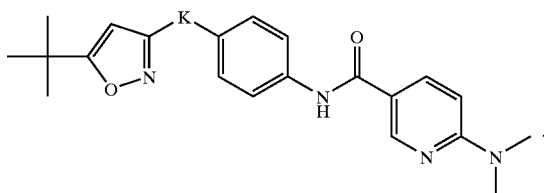


(XXI)

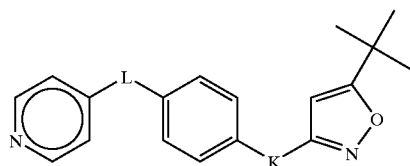
52. The method of claim 51, wherein said compound is selected from the group consisting of:



and

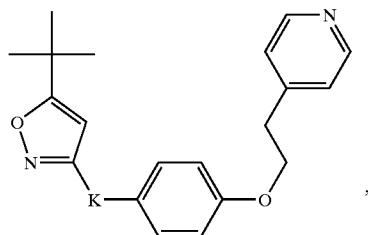


53. The method of claim 43, wherein said compound corresponds to Formula (XXII):

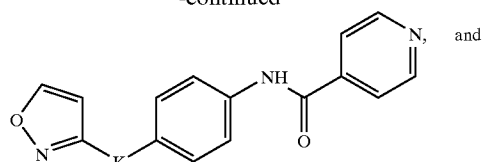


(XXII)

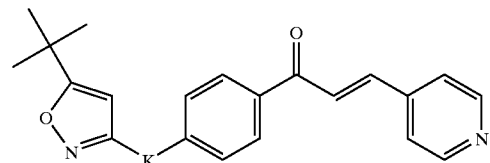
54. The method of claim 53, wherein said compound is selected from the group consisting of:



-continued

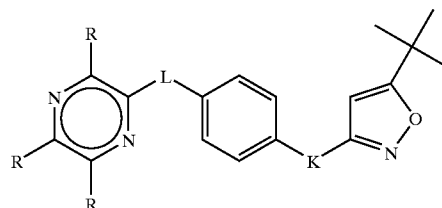


and

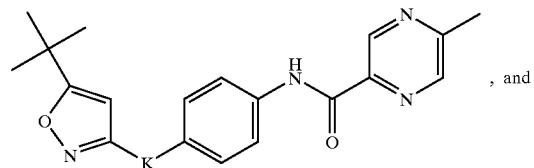
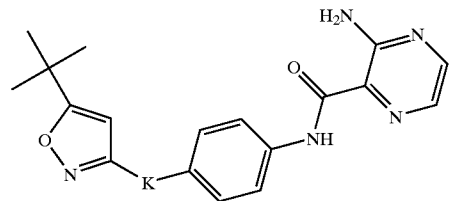


55. The method of claim 43, wherein said compound corresponds to Formula (XXIII):

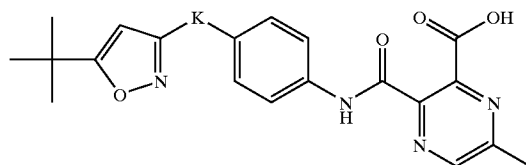
(XXIII)



56. The method of claim 55, wherein said compound is selected from the group consisting of:

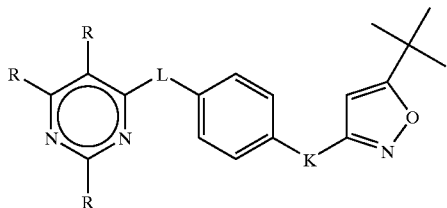


, and

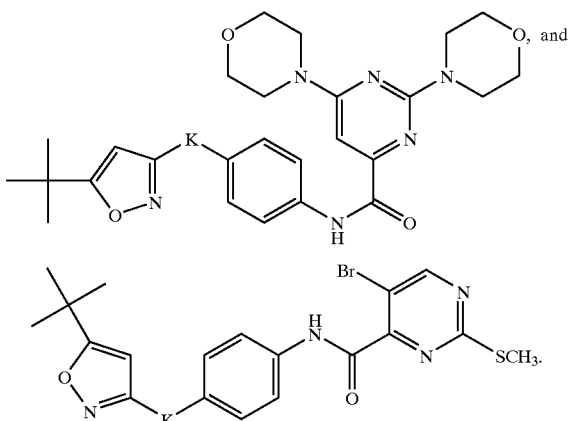
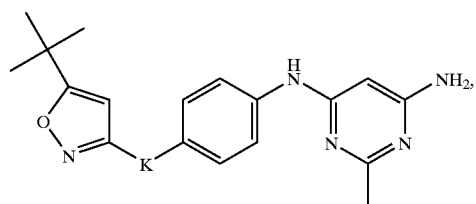
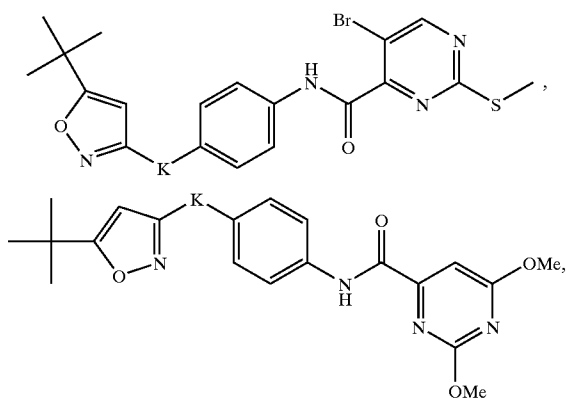


57. The method of claim 43, wherein said compound corresponds to Formula (XXIV):

(XXIV)

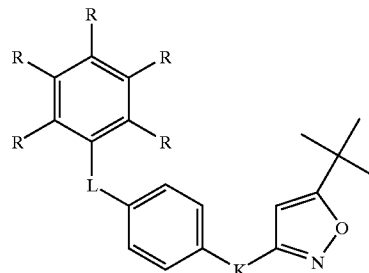


58. The method of claim 57, wherein said compound is selected from the group consisting of:



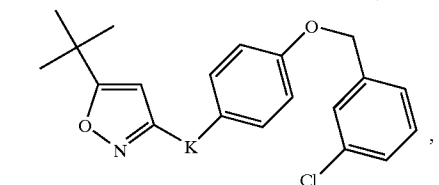
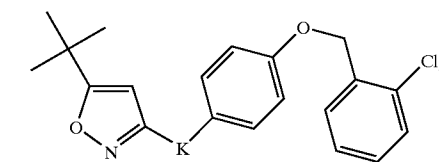
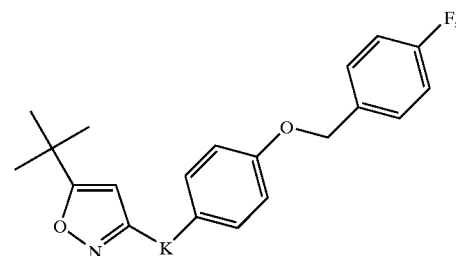
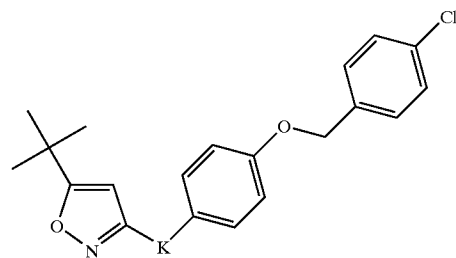
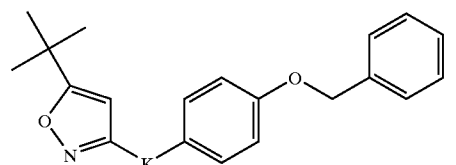
59. The method of claim 43, wherein said compound corresponds to Formula (XXV):

(XXV)

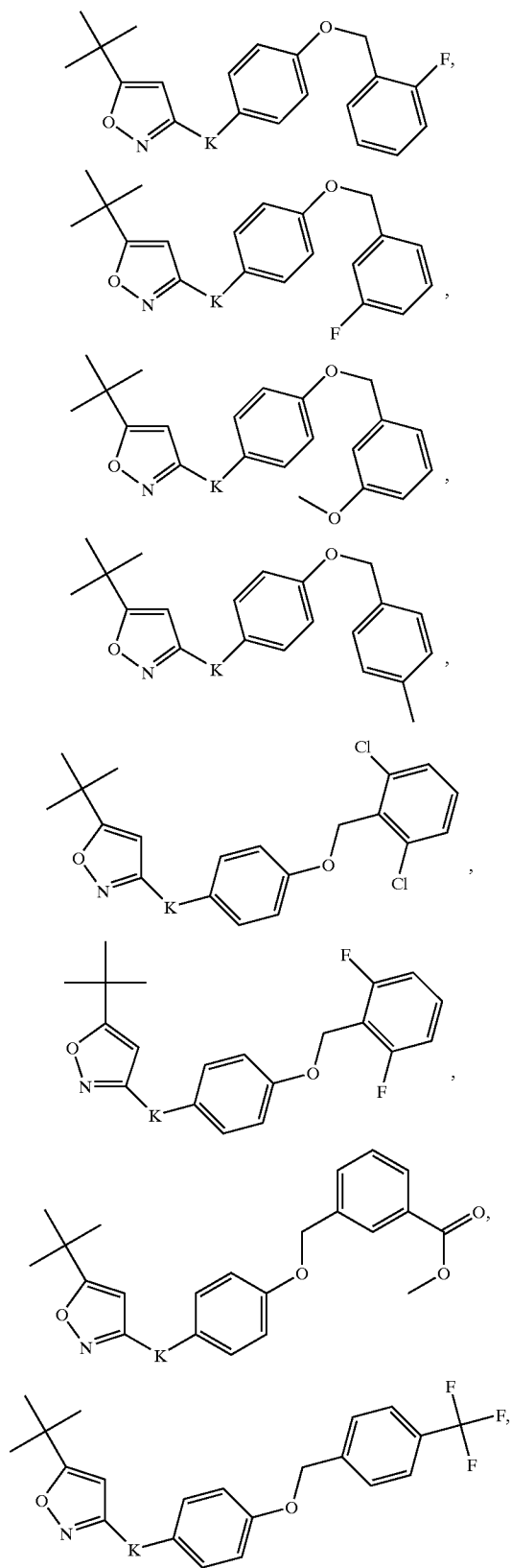


60. The method of claim 59, wherein L of said compound is $-\text{OCH}_2-$ or $-\text{OCH}_2\text{CHCH}-$.

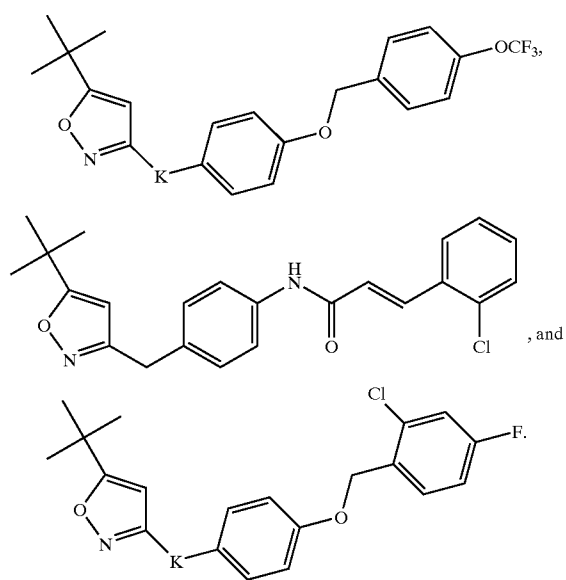
61. The method of claim 60, wherein said compound is selected from the group consisting of:



-continued

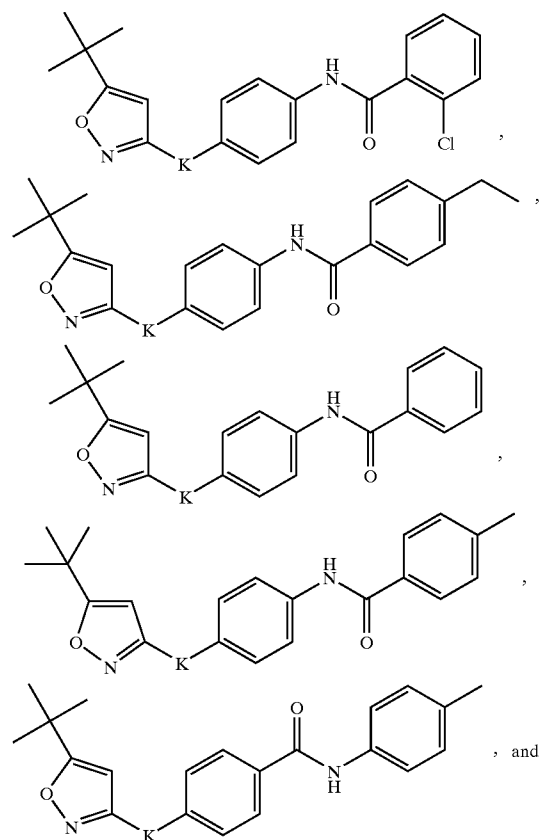


-continued

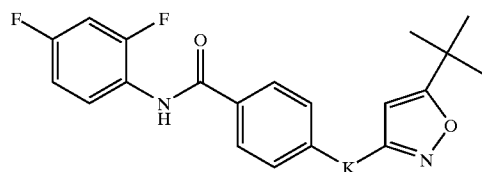


62. The method of claim 59, wherein L of said compound is —NHC(O)—.

63. The method of claim 62, wherein said compound is selected from the group consisting of:

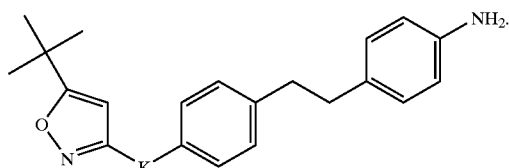
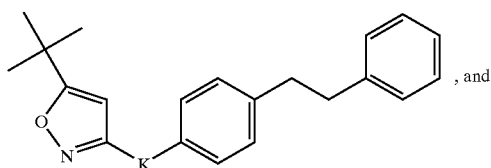
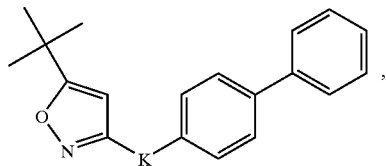
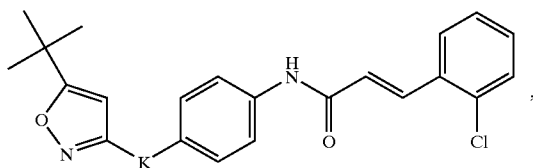
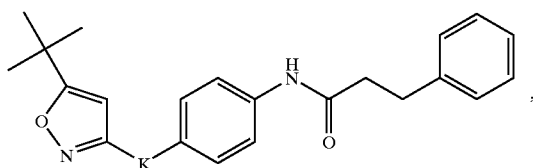


-continued

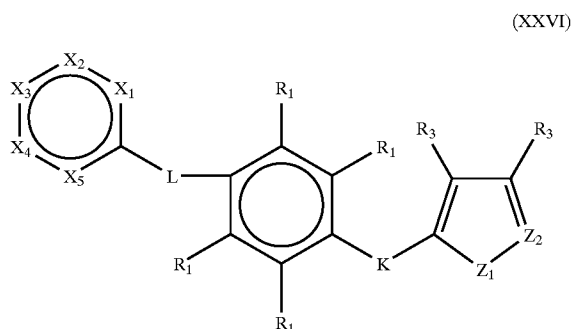


64. The method of claim 59, wherein L of said compound is a covalent bond, substituted or unsubstituted alkylene, —NHC(O)(substituted or unsubstituted alkylene)-, —C(O)NH(substituted or unsubstituted alkylene)-, —C(O)NH(substituted or unsubstituted alkenylene)-, or —NHC(O)(substituted or unsubstituted alkenylene)-.

65. The method of claim 64, wherein said compound is selected from the group consisting of:



66. The method of claim 4, wherein said compound corresponds to Formula (XXVI):



wherein:

L is a linker selected from the group consisting of a covalent bond, substituted or unsubstituted alkenylene, substituted or unsubstituted alkylene, —C(O)NH—, —C(O)—, —NH—, —O—, —S—, —O(substituted or unsubstituted alkylene)-, —N(substituted or unsubstituted alkylene)-, —C(O)NH(substituted or unsubstituted alkylene)-, —C(O)NH(substituted or unsubstituted alkenylene)-, —NHC(O)(substituted or unsubstituted alkylene)-, —NHC(O)(substituted or unsubstituted alkenylene)-, —C(O)(substituted or unsubstituted alkenylene)-, and —NHC(O)(substituted or unsubstituted alkylene)S(substituted or unsubstituted alkylene)C(O)NH—; and

each of X_1 - X_5 is independently C, CR, NR, O, S, or N, wherein no more than two of X_1 - X_5 is a heteroatom, and no two adjacent ring atoms are O or S, where

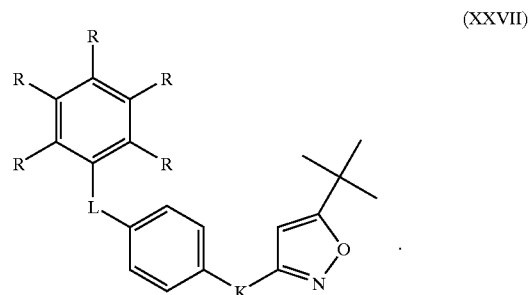
each R is independently H, halogen, substituted or unsubstituted alkyl, —OH, substituted or unsubstituted alkoxy, —OC(O) R_d , —NO₂, —N(R_d)₂, —SR_d, —S(O) R_d where j is 1 or 2, —NR_dC(O) R_d , —C(O)₂ R_d , —C(O)N(R_d)₂ or —C(O) R_d , or two adjacent R's are taken together to form a substituted or unsubstituted aryl or heteroaryl, where

each R_d is independently H, substituted or unsubstituted alkyl, substituted or unsubstituted cycloalkyl, substituted or unsubstituted aryl or substituted or unsubstituted heteroaryl.

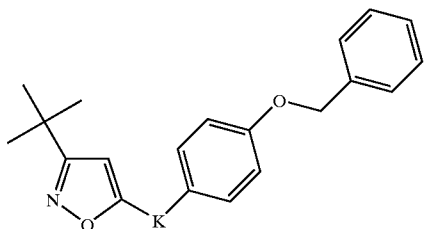
Z_1 is O or S; and

Z_2 is CR₃ or N.

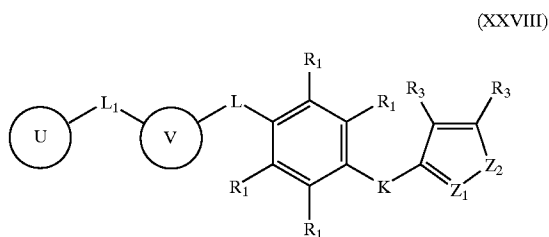
67. The method of claim 66, wherein said compound corresponds to Formula (XXVII):



68. The method of claim 67, wherein said compound is



69. The method of claim 5, wherein said compound corresponds to Formula (XXVIII):



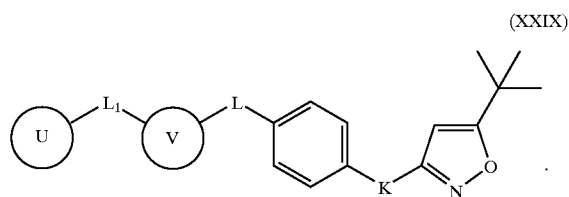
wherein:

each of L and L₁ is independently a linker selected from the group consisting of a covalent bond, substituted or unsubstituted alkenylene, substituted or unsubstituted alkylene, —C(O)NH—, —C(O)—, —NH—, —O—, —S—, —O(substituted or unsubstituted alkylene)-, —N(substituted or unsubstituted alkylene)-, —C(O)NH(substituted or unsubstituted alkylene)-, —C(O)NH(substituted or unsubstituted alkenylene)-, —NHC(O)(substituted or unsubstituted alkylene)-, —NHC(O)(substituted or unsubstituted alkenylene)-, —C(O)(substituted or unsubstituted alkenylene)-, and —NHC(O)(substituted or unsubstituted alkylene)S-(substituted or unsubstituted alkylene)C(O)NH—;

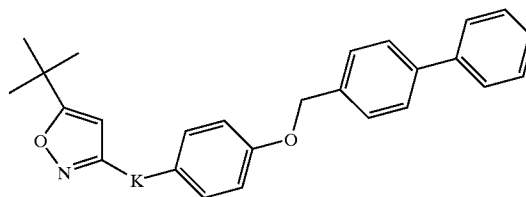
U is a substituted or unsubstituted cycloalkyl, heterocycloalkyl, aryl, or heteroaryl; and

V is a substituted or unsubstituted cycloalkylene, heterocyclene, arylene, or heteroarylene.

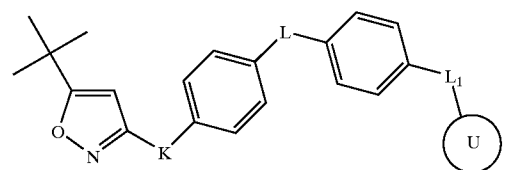
70. The method of claim 69, wherein said compound corresponds to Formula (XXIX):



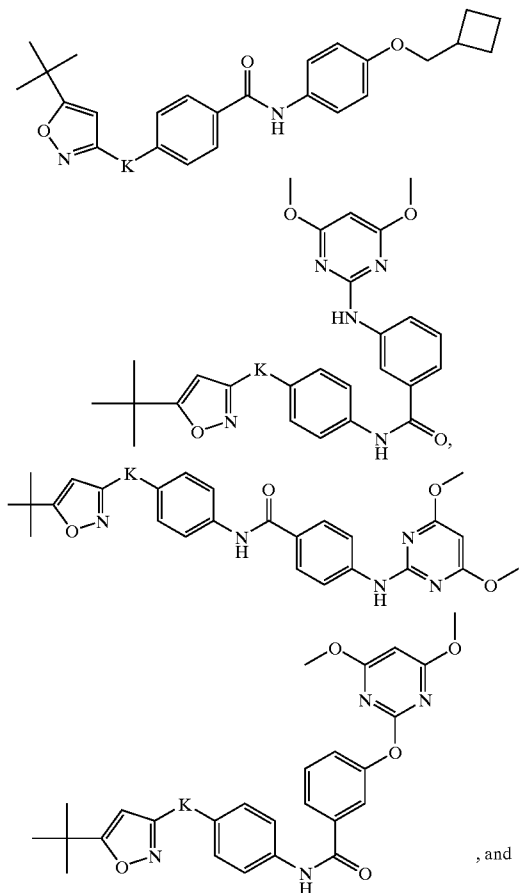
71. The method of claim 70, wherein said compound is



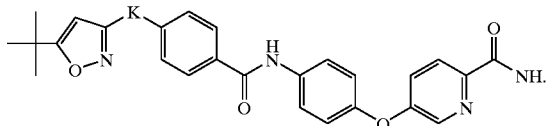
72. The method of claim 70, wherein said compound corresponds to Formula (XXX):



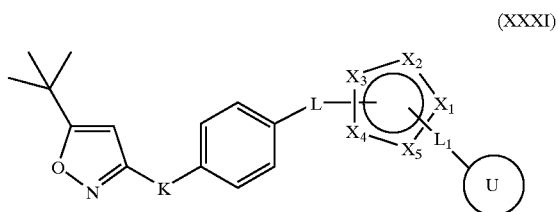
73. The method of claim 72, wherein said compound is selected from the group consisting of:



-continued



74. The method of claim 70, wherein said compound corresponds to Formula (XXXI):



wherein:

each of X_1 - X_5 is independently C, CR, N, NR, S, or O, wherein no more than three of X_1 - X_5 is a heteroatom, and no two adjacent ring atoms are S or O; and

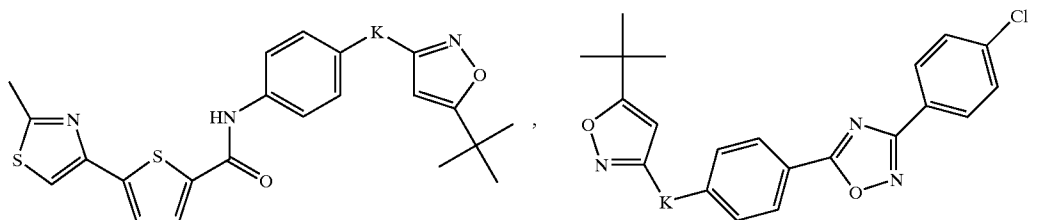
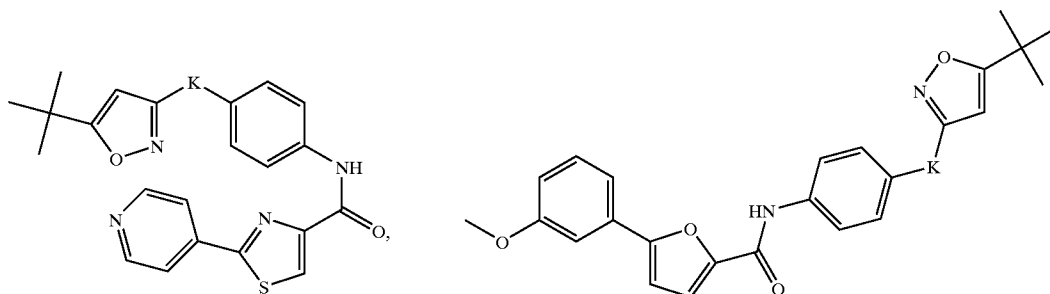
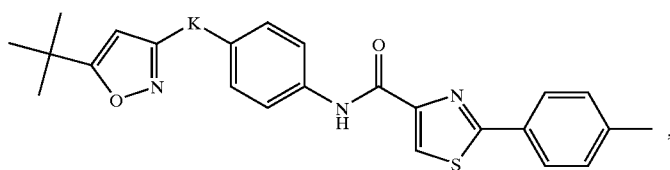
each R is independently H, halogen, substituted or unsubstituted alkyl, —OH, substituted or unsubstituted alkoxy, —OC(O) R_d , —NO₂, —N(R_d)₂, —SR_d, —S(O)_j R_d where j is 1 or 2, —NR_dC(O) R_d , —C(O)₂ R_d , —C(O)N(R_d)₂ or —C(O) R_d , or two adjacent R's are taken together to form a substituted or unsubstituted aryl or heteroaryl, where

each R_d is independently H, substituted or unsubstituted alkyl, substituted or unsubstituted cycloalkyl, substituted or unsubstituted aryl or substituted or unsubstituted heteroaryl.

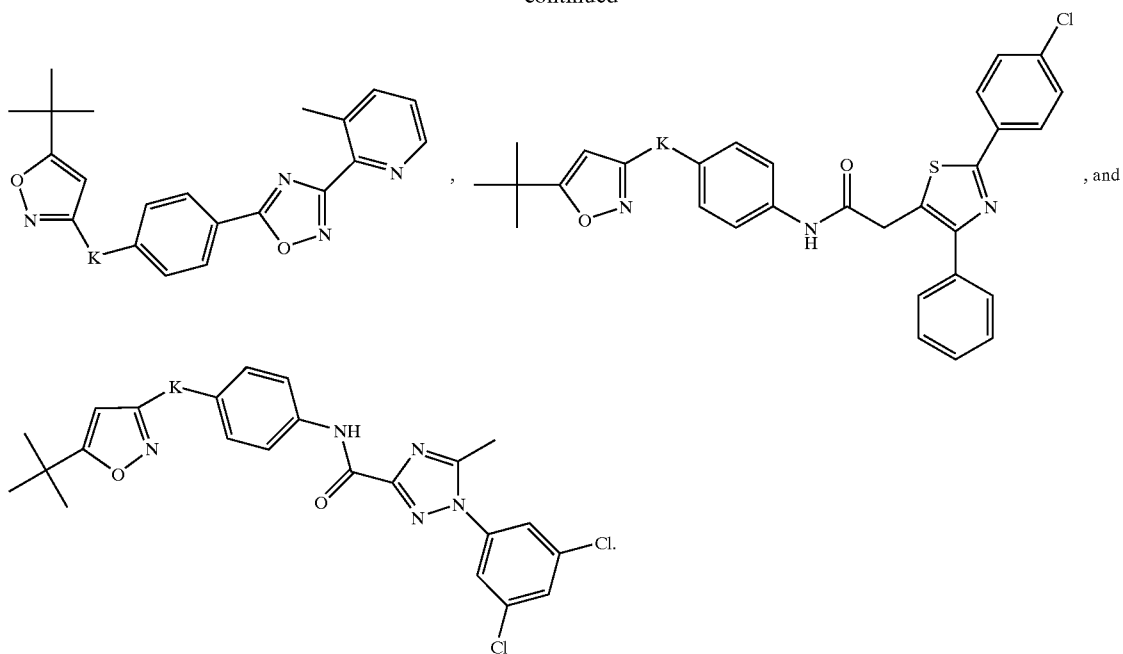
75. The method of claim 74, wherein V is a five-membered heteroarylene group.

76. The method of claim 75, wherein U is a substituted or unsubstituted five-membered heteroaryl, substituted or unsubstituted phenyl, or substituted or unsubstituted six-membered heteroaryl.

77. The method of claim 76, wherein said compound is selected from the group consisting of:

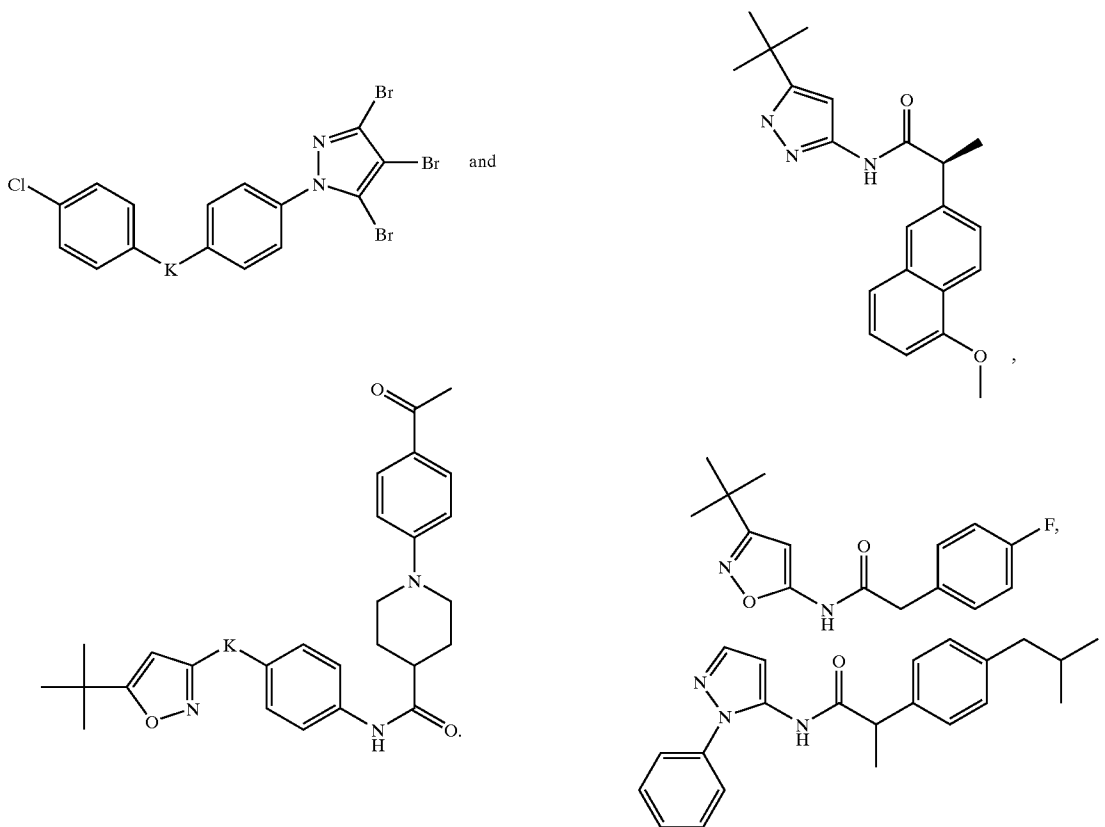


-continued

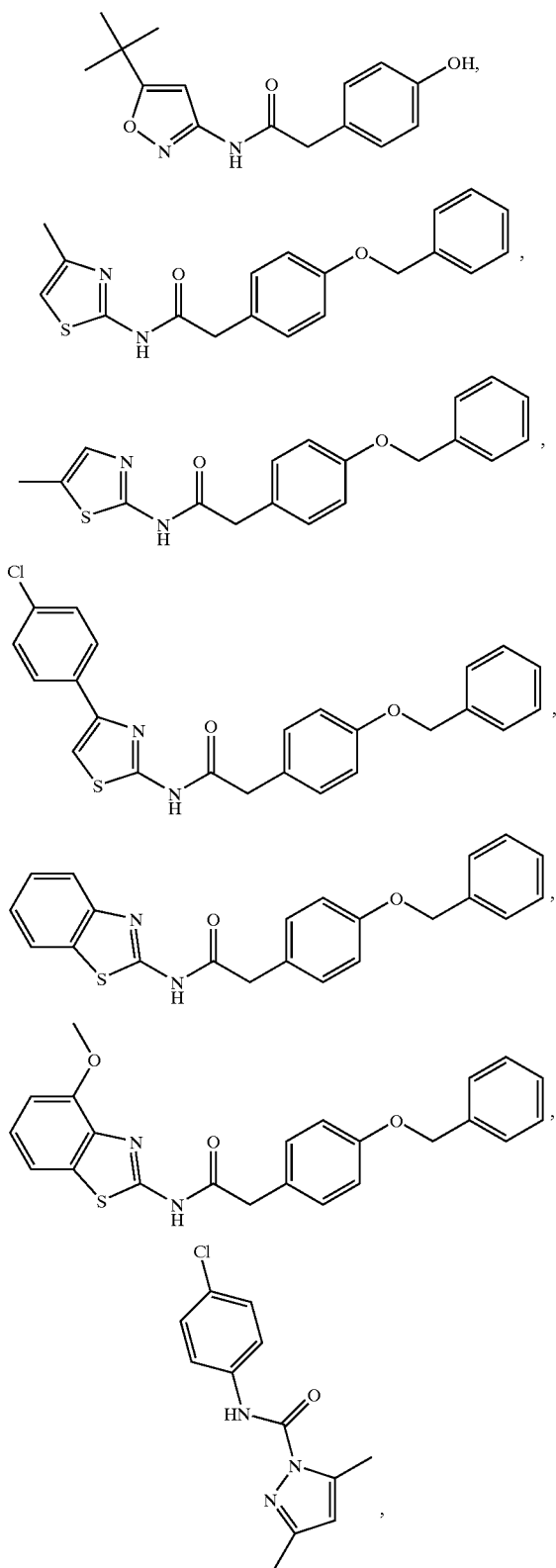


78. The method of claim 1, wherein said compound is selected from the group consisting of:

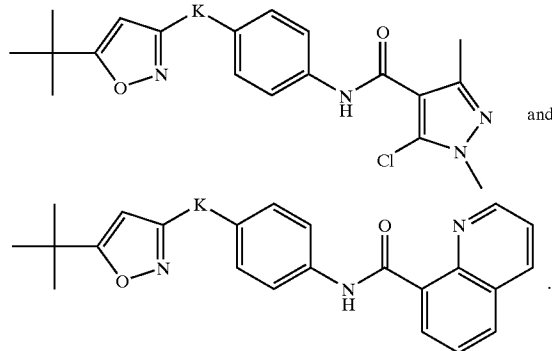
79. The method of claim 1, wherein said compound is selected from the group consisting of:



-continued

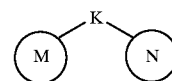


-continued



80. A method of treating a PDGF-R mediated disease, said method comprising administering a therapeutically effective amount of a compound, corresponding to Formula (IA):

(IA)

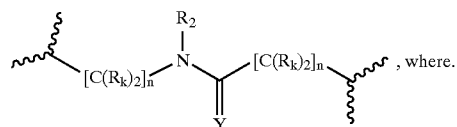


wherein:

M is substituted or unsubstituted heteroaryl, or substituted or unsubstituted aryl;

N is a substituted or unsubstituted aryl, or substituted or unsubstituted heteroaryl; and

K is



Y is O or S;

each R_k is independently H, halogen, substituted or unsubstituted alkyl, —OH, substituted or unsubstituted alkoxy, —OC(O) R_2 , —NO₂, —N(R_2)₂, —SR₂, —C(O) R_2 , —C(O)₂ R_2 , —C(O)N(R_2)₂, or —N(R_2)C(O) R_2 ,

each R_2 is independently H, substituted or unsubstituted alkyl, substituted or unsubstituted cycloalkyl, substituted or unsubstituted heterocyclyl, substituted or unsubstituted aryl, or substituted or unsubstituted heteroaryl; or wherein two R_2 groups are linked together by an optionally substituted alkylene; and

each n is independently 0, 1, 2, 3 or 4;

or an active metabolite, or a pharmaceutically acceptable prodrug, isomer, pharmaceutically acceptable salt or solvate thereof.

* * * * *