



(51) International Patent Classification:

A61K 31/40 (2006.01) C07D 401/14 (2006.01)
A61K 31/167 (2006.01) C07D 403/14 (2006.01)
A61K 31/395 (2006.01) C07D 471/04 (2006.01)

(21) International Application Number:

PCT/US2016/048709

(22) International Filing Date:

25 August 2016 (25.08.2016)

(25) Filing Language:

English

(26) Publication Language:

English

(30) Priority Data:

62/210,362 26 August 2015 (26.08.2015) US
62/210,620 27 August 2015 (27.08.2015) US

(71) Applicant: **ACHILLION PHARMACEUTICALS, INC.**
[US/US]; 300 George Street, New Haven, CT 06511 (US).

(72) Inventors: **WILES, Jason, Allan**; 116 Blinnshed Road,
Madison, CT 06443 (US). **PHADKE, Avinash, S.**; 51
Gibert Lane, Branford, CT 06405 (US). **DESHPANDE,
Millind**; 44 Field Brook Road, Madison, CT 06443 (US).
AGARWAL, Atul; 75 Nicholas Court, Hamden, CT
06518 (US). **CHEN, Dawei**; 1117 Durham Road, Guil-

ford, CT 06437 (US). **GADHACHANDA, Venkat, Rao**;
39 Ives Street Unit 104, Hamden, CT 06518 (US).
HASHIMOTO, Akihiro; 47 Laurel Street, Branford, CT
06405 (US). **PAIS, Godwin**; 370 West Todd Street, Ham-
den, CT 06518 (US). **WANG, Qiuping**; 79 Carriage
Drive, Bethany, CT 06524 (US). **WANG, Xiangzhu**; 147
Foxbridge Village Road, Branford, CT 06405 (US).

(74) Agents: **BELLOWS, Brent R.** et al.; Knowles Intellectual
Property Strategies, LLC., 400 Perimeter Center Terrace
NE, Suite 200, Atlanta, GA 30346 (US).

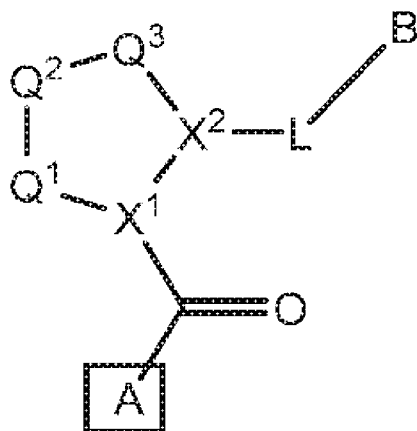
(81) Designated States (unless otherwise indicated, for every
kind of national protection available): AE, AG, AL, AM,
AO, AT, AU, AZ, BA, BB, BG, BH, BN, BR, BW, BY,
BZ, CA, CH, CL, CN, CO, CR, CU, CZ, DE, DK, DM,
DO, DZ, EC, EE, EG, ES, FI, GB, GD, GE, GH, GM, GT,
HN, HR, HU, ID, IL, IN, IR, IS, JP, KE, KG, KN, KP, KR,
KZ, LA, LC, LK, LR, LS, LU, LY, MA, MD, ME, MG,
MK, MN, MW, MX, MY, MZ, NA, NG, NI, NO, NZ, OM,
PA, PE, PG, PH, PL, PT, QA, RO, RS, RU, RW, SA, SC,
SD, SE, SG, SK, SL, SM, ST, SV, SY, TH, TJ, TM, TN,
TR, TT, TZ, UA, UG, US, UZ, VC, VN, ZA, ZM, ZW.

(84) Designated States (unless otherwise indicated, for every
kind of regional protection available): ARIPO (BW, GH,

[Continued on next page]

(54) Title: DISUBSTITUTED COMPOUNDS FOR THE TREATMENT OF MEDICAL DISORDERS

FIG. 1A



(57) Abstract: Compounds, methods of use, and processes for making inhibitors of complement Factor D are provided comprising Formula (I), or a pharmaceutically acceptable salt or composition thereof. The inhibitors of Factor D described herein reduce the excessive activation of complement, and are useful to treat disorders mediated by the complement system.

GM, KE, LR, LS, MW, MZ, NA, RW, SD, SL, ST, SZ, TZ, UG, ZM, ZW), Eurasian (AM, AZ, BY, KG, KZ, RU, TJ, TM), European (AL, AT, BE, BG, CH, CY, CZ, DE, DK, EE, ES, FI, FR, GB, GR, HR, HU, IE, IS, IT, LT, LU, LV, MC, MK, MT, NL, NO, PL, PT, RO, RS, SE, SI, SK, SM, TR), OAPI (BF, BJ, CF, CG, CI, CM, GA, GN, GQ, GW, KM, ML, MR, NE, SN, TD, TG).

Declarations under Rule 4.17:

- *as to applicant's entitlement to apply for and be granted a patent (Rule 4.17(ii))*

- *as to the applicant's entitlement to claim the priority of the earlier application (Rule 4.17(iii))*

Published:

- *with international search report (Art. 21(3))*
- *before the expiration of the time limit for amending the claims and to be republished in the event of receipt of amendments (Rule 48.2(h))*

DISUBSTITUTED COMPOUNDS FOR THE TREATMENT OF MEDICAL DISORDERS

CROSS-REFERENCE TO RELATED APPLICATIONS

[0001] This application claims the benefit of provisional U.S. Application No. 62/210,362, filed August 26, 2015 and provisional U.S. Application No. 62/210,620, filed August 27, 2015, and the entirety of both applications are hereby incorporated by reference for all purposes.

BACKGROUND

[0002] An immune disorder occurs when the immune system is not performing in a normal manner. Inflammation is a protective response that involves the immune system, blood vessels, and molecular mediators. A wide variety of medical disorders are caused by detrimental immune or inflammatory responses, or the inability of a cell to respond to a normal immune or inflammatory process.

[0003] The complement system is a part of the innate immune system which does not adapt to changes over the course of the host's life, but instead is recruited and used by the adaptive immune system. For example, it assists, or complements, the ability of antibodies and phagocytic cells to clear pathogens. This sophisticated regulatory pathway allows rapid reaction to pathogenic organisms while protecting host cells from destruction. Over thirty proteins and protein fragments make up the complement system. These proteins act through opsonization (enhancing phagocytosis of antigens), chemotaxis (attracting macrophages and neutrophils), cell lysis (rupturing membranes of foreign cells) and agglutination (clustering and binding of pathogens together).

[0004] The complement system has three pathways: classical, alternative and lectin. Complement Factor D plays an early and central role in activation of the alternative pathway of the complement cascade. Activation of the alternative complement pathway is initiated by spontaneous hydrolysis of a thioester bond within C3 to produce C3(H₂O), which associates with Factor B to form the C3(H₂O)B complex. Complement Factor D acts to cleave Factor B within the C3(H₂O)B complex to form Ba and Bb. The Bb fragment remains associated with C3(H₂O) to form the alternative pathway C3 convertase C3(H₂O)Bb. Additionally, C3b generated by any of the C3 convertases also associates with Factor B to form C3bB, which Factor D cleaves to generate the later stage alternative pathway C3 convertase C3bBb. This latter form of the alternative

pathway C3 convertase may provide important downstream amplification within all three of the defined complement pathways, leading ultimately to the recruitment and assembly of additional factors in the complement cascade pathway, including the cleavage of C5 to C5a and C5b. C5b acts in the assembly of factors C6, C7, C8, and C9 into the membrane attack complex, which can destroy pathogenic cells by lysing the cell.

[0005] The dysfunction of or excessive activation of complement has been linked to certain autoimmune, inflammatory, and neurodegenerative diseases, as well as ischemia-reperfusion injury and cancer. For example, activation of the alternative pathway of the complement cascade contributes to the production of C3a and C5a, both potent anaphylatoxins, which also have roles in a number of inflammatory disorders. Therefore, in some instances, it is desirable to decrease the response of the complement pathway, including the alternative complement pathway. Some examples of disorders mediated by the complement pathway include age-related macular degeneration (AMD), paroxysmal nocturnal hemoglobinuria (PNH), multiple sclerosis, and rheumatoid arthritis.

[0006] Age-related macular degeneration (AMD) is a leading cause of vision loss in industrialized countries. Based on a number of genetic studies, there is evidence of the link between the complement cascade and macular degeneration. Individuals with mutations in the gene encoding complement Factor H have a fivefold increased risk of macular degeneration and individuals with mutations in other complement factor genes also have an increased risk of AMD. Individuals with mutant Factor H also have increased levels of C-reactive protein, a marker of inflammation. Without adequate functioning of Factor H, the alternative pathway of the complement cascade is overly activated leading to cellular damage. Inhibition of the alternative pathway under these circumstances is thus desired.

[0007] Paroxysmal nocturnal hemoglobinuria (PNH) is a non-malignant, hematological disorder characterized by the expansion of hematopoietic stem cells and progeny mature blood cells which are deficient in some surface proteins. PNH erythrocytes are not capable of modulating their surface complement activation, which leads to the typical hallmark of PNH – the chronic activation of complement mediated intravascular anemia. Alexion Pharmaceutical's anti-C5 antibody eculizumab (Soliris®) is currently the only complement-specific antibody on the market, and is the first and only approved treatment for paroxysmal nocturnal hemoglobinuria (PNH). Eculizumab is also approved for atypical hemolytic uremic syndrome (aHUS). However, many

of the patients treated with eculizumab remain anemic, and many patients continue to require blood transfusions. In addition, treatment with eculizumab requires life-long intravenous injections. Thus, there is an unmet need to develop novel inhibitors of the complement pathway.

[0008] Other disorders that have been linked to the complement cascade include aHUS, hemolytic uremic syndrome (HUS), abdominal aortic aneurysm, hemodialysis complications, hemolytic anemia, or hemodialysis, neuromylitis (NMO), myasthenia gravis (MG), fatty liver, nonalcoholic steatohepatitis (NASH), liver inflammation, cirrhosis, liver failure, dermatomyocitis, and amyotrophic lateral sclerosis.

[0009] Factor D is an attractive target for inhibition or regulation of the complement cascade due to its early and essential role in the alternative complement pathway, and its potential role in signal amplification within the classical and lectin complement pathways. Inhibition of Factor D effectively interrupts the pathway and attenuates the formation of the membrane attack complex.

[0010] While initial attempts have been made to develop inhibitors of Factor D, there are currently no small molecule Factor D inhibitors in clinical trials. Examples of Factor D inhibitors or prolyl compounds are described in the following disclosures.

[0011] Biocryst Pharmaceuticals US Pat. No. 6653340 titled “Compounds useful in the complement, coagulat and kallikrein pathways and method for their preparation” describes fused bicyclic ring compounds that are potent inhibitors of Factor D. Development of the Factor D inhibitor BCX1470 was discontinued due to lack of specificity and short half-life of the compound.

[0012] Novartis PCT patent publication WO2012/093101 titled “Indole compounds or analogues thereof useful for the treatment of age-related macular degeneration” describes certain Factor D inhibitors. Additional Factor D inhibitors are described in Novartis PCT patent publications WO2014/002051, WO2014/002052, WO2014/002053, WO2014/002054, WO2014/002057, WO2014/002058, WO2014/002059, WO2014/005150, and WO2014/009833.

[0013] Bristol-Myers Squibb PCT patent publication WO2004/045518 titled “Open chain prolyl urea-related modulators of androgen receptor function” describes open chain prolyl urea and thiourea related compounds for the treatment of androgen receptor-associated conditions, such as age-related diseases, for example, sarcopenia.

[0014] Japan Tobacco Inc. PCT patent publication WO1999/048492 titled “Amide derivatives and nociceptin antagonists” describes compounds with a proline-like core and aromatic substituents connected to the proline core through amide linkages useful for the treatment of pain.

[0015] Ferring B.V. and Yamanouchi Pharmaceutical Co. LTD. PCT patent publication WO1993/020099 titled “CCK and/or gastrin receptor ligands” describes compounds with a proline-like core and heterocyclic substituents connected to the proline core through amide linkages for the treatment of, for example, gastric disorders or pain.

[0016] Alexion Pharmaceuticals PCT patent publication WO1995/029697 titled “Methods and compositions for the treatment of glomerulonephritis and other inflammatory diseases” discloses antibodies directed to C5 of the complement pathway for the treatment of glomerulonephritis and inflammatory conditions involving pathologic activation of the complement system.

[0017] On February 25, 2015, Achillion Pharmaceuticals filed PCT Patent Application No. PCT/US2015/017523 and U.S. Patent Application No. 14/631,090 titled “Alkyne Compounds for Treatment of Complement Mediated Disorders”; PCT Patent Application No. PCT/US2015/017538 and U.S. Patent Application No. 14/631,233 titled “Amide Compounds for Treatment of Complement Mediated Disorders”; PCT Patent Application No. PCT/US2015/017554 and U.S. Patent Application No. 14/631,312 titled “Amino Compounds for Treatment of Complement Mediated Disorders”; PCT Patent Application No. PCT/US2015/017583 and U.S. Patent Application No. 14/631,440 titled “Carbamate, Ester, and Ketone Compounds for Treatment of Complement Mediated Disorders”; PCT Patent Application No. PCT/US2015/017593 and U.S. Patent Application No. 14/631,625 titled “Aryl, Heteroaryl, and Heterocyclic Compounds for Treatment of Complement Mediated Disorders”; PCT Patent Application No. PCT/US2015/017597 and U.S. Patent Application No. 14/631,683 titled “Ether Compounds for Treatment of Complement Mediated Disorders”; PCT Patent Application No. PCT/US2015/017600 and U.S. Patent Application No. 14/631,785 titled “Phosphonate Compounds for Treatment of Complement Mediated Disorders”; and PCT Patent Application No. PCT/US2015/017609 and U.S. Patent Application No. 14/631,828 titled “Compounds for Treatment of Complement Mediated Disorders.”

[0018] Given the wide variety of medical disorders that are caused by detrimental immune or inflammatory responses, new uses and compounds are needed for medical treatment. In one

aspect, new uses and compounds are needed to mediate the complement pathway, and for example, which act as Factor D inhibitors for treatment of disorders in a host, including a human, associated with dysregulation of the complement cascade, or with undesired result of the complement cascade performing its normal function.

SUMMARY

[0019] This invention includes an active compound of Formula I, or a pharmaceutically acceptable salt or composition thereof, wherein R^{12} and R^{13} on the A group are each independently an R^{69} moiety, wherein R^{69} is R^{80} , R^{81} , R^{82} , R^{83} , R^{84} , R^{85} , R^{86} , or R^{87} ; and wherein R^{12} and R^{13} are not both from the same R^{80} , R^{81} , R^{82} , R^{83} , R^{84} , R^{85} , R^{86} , or R^{87} moiety, for use to treat any of the disorders described herein. For clarity, for example, if an R^{12} moiety is R^{80} , then R^{13} must be selected from R^{81} , R^{82} , R^{83} , R^{84} , R^{85} , R^{86} , or R^{87} . Each R^{69} can be optionally substituted. In an alternative embodiment, R^{69} can be R^{88} .

[0020] R^{80} is an alkyne. R^{81} is an amide. R^{82} is an amine. R^{83} is a carbamate, ester or ketone. R^{84} is a direct linked aryl, heterocyclic or heteroaryl. R^{85} is an ether (typically bound through the oxygen). R^{86} is a phosphonate (typically bound through the phosphorus). R^{87} is an alkyl derivative. R^{88} is a sulfoximine. Any of these can be optionally substituted, and wherein the moieties are as described herein.

[0021] In one embodiment, one of R^{69} is R^{80} and the other R^{69} is R^{81} . In one embodiment, one of R^{69} is R^{80} and the other R^{69} is R^{82} . In one embodiment, one of R^{69} is R^{80} and the other R^{69} is R^{83} . In one embodiment, one of R^{69} is R^{80} and the other R^{69} is R^{84} . In one embodiment, one of R^{69} is R^{80} and the other R^{69} is R^{85} . In one embodiment, one of R^{69} is R^{80} and the other R^{69} is R^{86} . In one embodiment, one of R^{69} is R^{80} and the other R^{69} is R^{87} .

[0022] In one embodiment, one of R^{69} is R^{81} and the other R^{69} is R^{82} . In one embodiment, one of R^{69} is R^{81} and the other R^{69} is R^{83} . In one embodiment, one of R^{69} is R^{81} and the other R^{69} is R^{84} . In one embodiment, one of R^{69} is R^{81} and the other R^{69} is R^{85} . In one embodiment, one of R^{69} is R^{81} and the other R^{69} is R^{86} . In one embodiment, one of R^{69} is R^{81} and the other R^{69} is R^{87} .

[0023] In one embodiment, one of R^{69} is R^{82} and the other R^{69} is R^{83} . In one embodiment, one of R^{69} is R^{82} and the other R^{69} is R^{84} . In one embodiment, one of R^{69} is R^{82} and

the other R⁶⁹ is R⁸⁵. In one embodiment, one of R⁶⁹ is R⁸² and the other R⁶⁹ is R⁸⁶. In one embodiment, one of R⁶⁹ is R⁸² and the other R⁶⁹ is R⁸⁷.

[0024] In one embodiment, one of R⁶⁹ is R⁸³ and the other R⁶⁹ is R⁸⁴. In one embodiment, one of R⁶⁹ is R⁸³ and the other R⁶⁹ is R⁸⁵. In one embodiment, one of R⁶⁹ is R⁸³ and the other R⁶⁹ is R⁸⁶. In one embodiment, one of R⁶⁹ is R⁸³ and the other R⁶⁹ is R⁸⁷.

[0025] In one embodiment, one of R⁶⁹ is R⁸⁴ and the other R⁶⁹ is R⁸⁵. In one embodiment, one of R⁶⁹ is R⁸⁴ and the other R⁶⁹ is R⁸⁶. In one embodiment, one of R⁶⁹ is R⁸⁴ and the other R⁶⁹ is R⁸⁷.

[0026] In one embodiment, one of R⁶⁹ is R⁸⁵ and the other R⁶⁹ is R⁸⁶. In one embodiment, one of R⁶⁹ is R⁸⁵ and the other R⁶⁹ is R⁸⁷.

[0027] In one embodiment, one of R⁶⁹ is R⁸⁶ and the other R⁶⁹ is R⁸⁷.

[0028] In one embodiment, an active compound or its salt or composition, as described herein is used to treat a medical disorder which is an inflammatory or immune condition, a disorder mediated by the complement cascade (including a dysfunctional cascade), a disorder or abnormality of a cell that adversely affects the ability of the cell to engage in or respond to normal complement activity, or an undesired complement-mediated response to a medical treatment, such as surgery or other medical procedure or a pharmaceutical or biopharmaceutical drug administration, a blood transfusion, or other allogenic tissue or fluid administration.

[0029] These compounds can be used to treat such condition in a host in need thereof, typically a human. The active compound may act as an inhibitor of the complement factor D cascade. In one embodiment, a method for the treatment of such a disorder is provided that includes the administration of an effective amount of a compound of Formula I or a pharmaceutically acceptable salt thereof, optionally in a pharmaceutically acceptable carrier, as described in more detail below.

[0030] In one embodiment, the disorder is associated with the alternative complement cascade pathway. In yet another embodiment, the disorder is associated with the complement classical pathway. In a further embodiment, the disorder is associated with the complement lectin pathway. Alternatively, the active compound or its salt or prodrug may act through a different mechanism of action than the complement cascade, or in particular as a complement factor D inhibitor, to treat the disorder described herein.

[0031] In one embodiment, a method for the treatment of paroxysmal nocturnal hemoglobinuria (PNH) is provided that includes the administration of an effective amount of a compound to a host of Formula I or a pharmaceutically acceptable salt thereof, optionally in a pharmaceutically acceptable carrier. In another embodiment, a method for the treatment of wet or dry age-related macular degeneration (AMD) in a host is provided that includes the administration of an effective amount of a compound of Formula I or a pharmaceutically acceptable salt thereof, optionally in a pharmaceutically acceptable carrier. In another embodiment, a method for the treatment of rheumatoid arthritis in a host is provided that includes the administration of an effective amount of a compound of Formula I or a pharmaceutically acceptable salt thereof, optionally in a pharmaceutically acceptable carrier. In another embodiment, a method for the treatment of multiple sclerosis in a host is provided that includes the administration of an effective amount of a compound of Formula I or a pharmaceutically acceptable salt thereof, optionally in a pharmaceutically acceptable carrier.

[0032] In other embodiments, an active compound or its salt or prodrug as described herein can be used to treat fatty liver and conditions stemming from fatty liver, nonalcoholic steatohepatitis (NASH), liver inflammation, cirrhosis, and liver failure, dermatomyocitis, or amyotrophic lateral sclerosis.

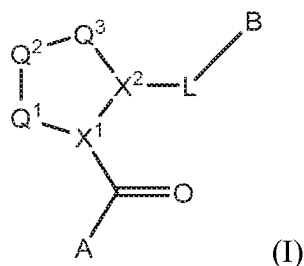
[0033] The active compound or its pharmaceutically acceptable salt, prodrug or a pharmaceutical composition thereof as disclosed herein is also useful for administration in combination or alternation with a second pharmaceutical agent for use in ameliorating or reducing a side effect of the second pharmaceutical agent. For example, in one embodiment, the active compound may be used in combination with an adoptive cell transfer therapy to reduce an inflammatory response associated with such therapy, for example, a cytokine mediated response such as cytokine response syndrome. In one embodiment, the adoptive cell transfer therapy is a chimeric antigen receptor T-Cell (CAR T) or a dendritic cell used to treat a hematologic or solid tumor, for example, a B-cell related hematologic cancer. In one embodiment, the hematologic or solid tumor is acute lymphoblastic leukemia (ALL), acute myeloid leukemia (AML), non-Hodgkin's lymphoma, chronic lymphocytic leukemia (CLL), pancreatic cancer, glioblastoma, or a cancer that expresses CD19. In one embodiment, the associated inflammatory response is a cytokine mediated response.

[0034] Another embodiment is provided that includes the administration of an effective amount of an active compound or a pharmaceutically acceptable salt thereof, optionally in a pharmaceutically acceptable carrier to a host to treat an ocular, pulmonary, gastrointestinal, or other disorder that can benefit from topical or local delivery.

[0035] Any of the compounds described herein can be administered to the eye in any desired form of administration, including via intravitreal, intrastromal, intracameral, sub-tenon, sub-retinal, retro-bulbar, peribulbar, suprachoroidal, conjunctival, subconjunctival, episcleral, posterior juxtascleralscleral, circumcorneal, and tear duct injections, or through a mucus, mucin, or a mucosal barrier, in an immediate or controlled release fashion.

[0036] In other embodiments of the invention, an active compound provided herein can be used to treat or prevent a disorder in a host mediated by complement factor D, or by an excessive or detrimental amount of the complement-C3 amplification loop of the complement pathway. As examples, the invention includes methods to treat or prevent complement associated disorders that are induced by antibody-antigen interactions, a component of an immune or autoimmune disorder or by ischemic injury. The invention also provides methods to decrease inflammation or an immune response, including an autoimmune response, where mediated or affected by factor D.

[0037] The disclosure provides compounds of Formula I:



and the pharmaceutically acceptable salts and compositions thereof, wherein:

[0038] Q^1 is $N(R^1)$ or $C(R^1R^1)$;

[0039] Q^2 is $C(R^2R^2)$, $C(R^2R^2)-C(R^2R^2)$, S, O, $N(R^2)$ or $C(R^2R^2)O$;

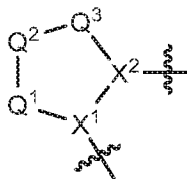
[0040] Q^3 is $N(R^3)$, S, or $C(R^3R^3)$;

[0041] X^1 and X^2 are independently N, CH, or CZ, or X^1 and X^2 together are $C=C$; and

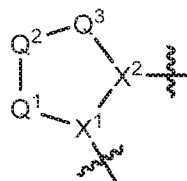
[0042] wherein Q^1 , Q^2 , Q^3 , X^1 , and X^2 are selected such that a stable compound results.

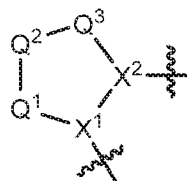
[0043] Any of the structures illustrated herein, e.g., A, B, L or central core can be optionally substituted with 0, 1, 2, 3, or 4, as appropriate, and independently, selected from R^{90} , wherein R^{90} is selected from hydrogen, halogen, hydroxyl, nitro, cyano, amino, C_1 - C_6 alkyl, C_1 -

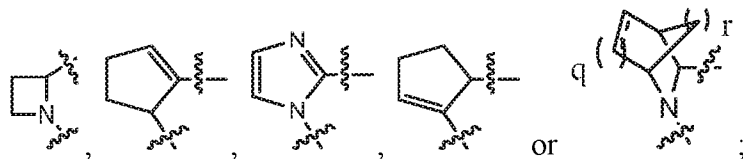
C₆haloalkyl, C₂-C₆alkenyl, C₂-C₆alkynyl, C₁-C₆thioalkyl, C₁-C₆alkoxy, -JC₃-C₇cycloalkyl, -B(OH)₂, -JC(O)NR⁹R²³, -JOSO₂OR²¹, -C(O)(CH₂)₁₋₄S(O)R²¹, -O(CH₂)₁₋₄S(O)NR²¹R²², -JOP(O)(OR²¹)(OR²²), -JP(O)(OR²¹)(OR²²), -JOP(O)(OR²¹)R²², -JP(O)(OR²¹)R²², -JOP(O)R²¹R²², -JP(O)R²¹R²², -JSP(O)(OR²¹)(OR²²), -JSP(O)(OR²¹)(R²²), -JSP(O)(R²¹)(R²²), -JNR⁹P(O)(NHR²¹)(NHR²²), -JNR⁹P(O)(OR²¹)(NHR²²), -JNR⁹P(O)(OR²¹)(OR²²), -JC(S)R²¹, -JNR²¹SO₂R²², -JNR⁹S(O)NR¹⁰R²², -JNR⁹SO₂NR¹⁰R²², -JSO₂NR⁹COR²², -JSO₂NR⁹CONR²¹R²², -JNR²¹SO₂R²², -JC(O)NR²¹SO₂R²², -JC(NH₂)=NR²², -JCH(NH₂)NR⁹S(O)₂R²², -JOC(O)NR²¹R²², -JNR²¹C(O)OR²², -JNR²¹OC(O)R²², -(CH₂)₁₋₄C(O)NR²¹R²², -JC(O)NR²⁴R²⁵, -JNR⁹C(O)R²¹, -JC(O)R²¹, -JNR⁹C(O)NR¹⁰R²², -CCR²¹, -(CH₂)₁₋₄OC(O)R²¹, -JC(O)OR²³; SC₁-C₆alkyl(O)=NH; each of which R⁹⁰ may be unsubstituted or substituted with one or more substituents independently selected from halogen, hydroxyl, nitro, cyano, amino, oxo, -B(OH)₂, -Si(CH₃)₃, -COOH, -CONH₂, -P(O)(OH)₂, C₁-C₆alkyl, -C₀-C₄alkyl(C₃-C₇cycloalkyl), C₁-C₆alkoxy, -C₀-C₄alkyl(mono- and di-C₁-C₄alkylNR⁹R¹⁰), C₁-C₆alkylester, C₁-C₄alkylamino, C₁-C₄hydroxylalkyl, C₁-C₂haloalkyl, C₁-C₂haloalkoxy, -OC(O)R⁹, -NR⁹C(O)R¹⁰, -C(O)NR⁹R¹⁰, -OC(O)NR⁹R¹⁰, -NR⁹C(O)OR¹⁰, C₁-C₂haloalkyl, and C₁-C₂haloalkoxy, S(O)=NHR²¹, SF₅, and JC(R⁹)=NR²¹ and SO₂OR²¹.



[0044] Non-limiting examples of the  ring are illustrated in Figure 5 (any of which can be otherwise substituted with R¹, R^{1'}, R², R^{2'}, R³, and R^{3'}).



[0045] In an alternate embodiment, the  ring is replaced by one of the following core structures:



wherein q is 0, 1, 2 or 3 and r is 1, 2 or 3.

[0046] R and R' (Fig. 5) are independently selected from H, alkyl, cycloalkyl, cycloalkylalkyl, heterocycle, heterocycloalkyl, aryl, arylalkyl, heteroaryl, heteroarylalkyl wherein

each group can be optionally substituted or any other substituent group herein that provides the desired properties. In some embodiments, the ring includes one or more chiral carbon atoms. The invention includes the use of compounds with embodiments in which the chiral carbon can be provided as an enantiomer, or mixtures of enantiomers, including a racemic mixture. Where the ring includes more than one stereocenter, all of the enantiomers and diastereomers are included in the invention as individual species.

[0047] Z is F, Cl, NH₂, CH₃, CH₂D, CHD₂, or CD₃.

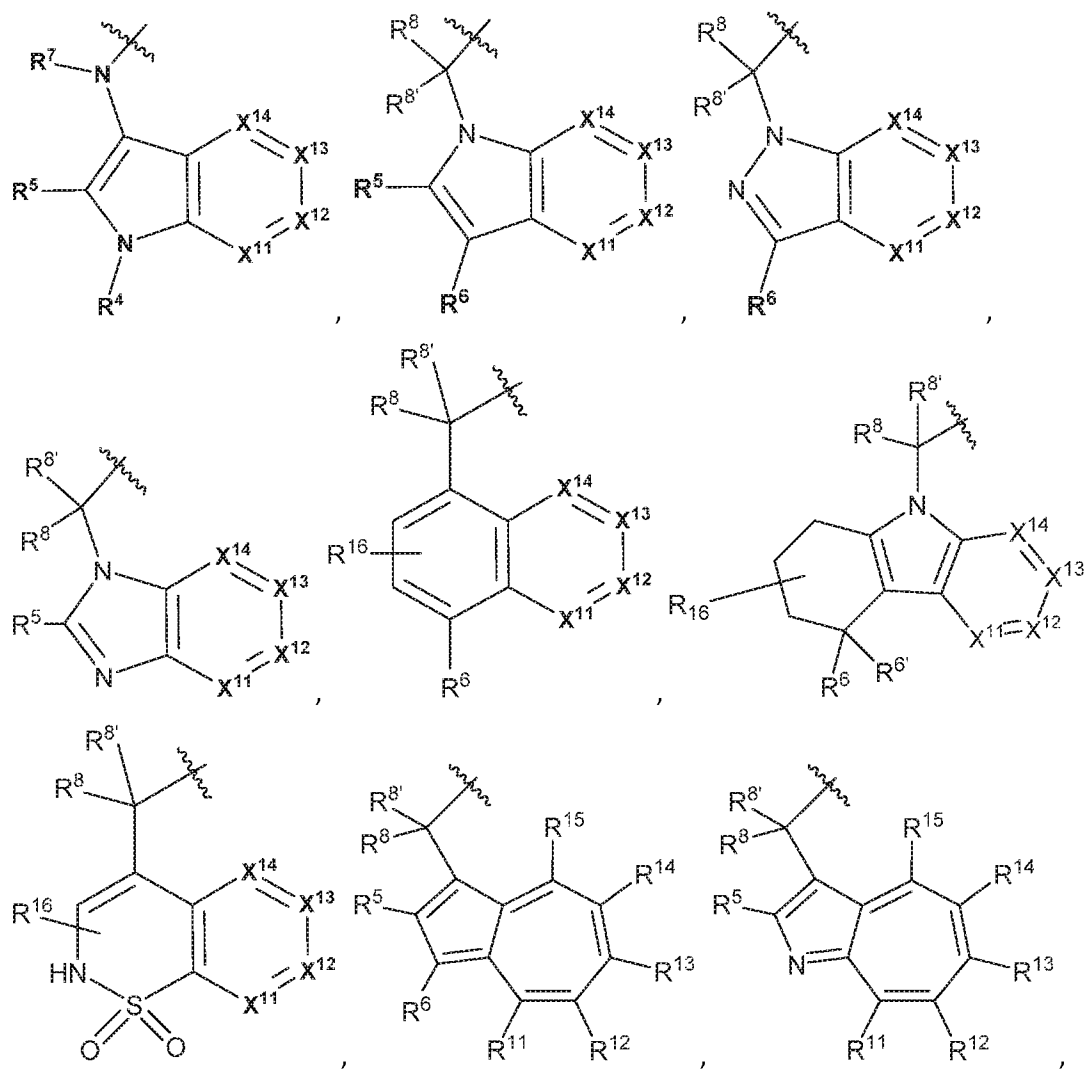
[0048] R¹, R^{1'}, R², R^{2'}, R³, and R^{3'} are independently selected at each occurrence, as appropriate, and only where a stable compound results, from hydrogen, halogen, hydroxyl, nitro, cyano, amino, C₁-C₆alkyl, C₂-C₆alkenyl, C₂-C₆alkynyl, C₁-C₆alkoxy, C₂-C₆alkynyl, C₂-C₆alkanoyl, C₁-C₆thioalkyl, hydroxyC₁-C₆alkyl, aminoC₁-C₆alkyl, -C₀-C₄alkylNR⁹R¹⁰, -C(O)OR⁹, -OC(O)R⁹, -NR⁹C(O)R¹⁰, -C(O)NR⁹R¹⁰, -OC(O)NR⁹R¹⁰, -NR⁹C(O)OR¹⁰, C₁-C₂haloalkyl, and C₁-C₂haloalkoxy, where R⁹ and R¹⁰ are independently selected at each occurrence from hydrogen, C₁-C₆alkyl, (C₃-C₇cycloalkyl)C₀-C₄alkyl, -C₀-C₄alkyl(C₃-C₇cycloalkyl), and -O-C₀-C₄alkyl(C₃-C₇cycloalkyl).

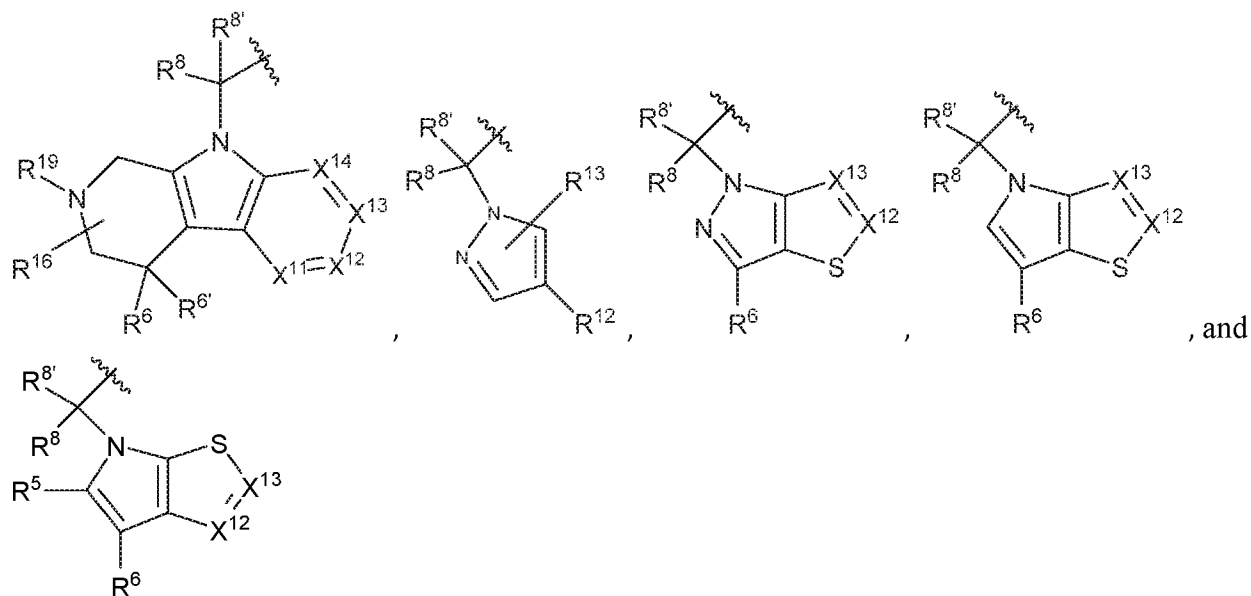
[0049] In alternative embodiments, R¹ and R^{1'} or R³ and R^{3'} may be taken together to form a 3- to 6-membered carbocyclic spiro ring or a 3- to 6-membered heterocyclic spiro ring containing 1 or 2 heteroatoms independently selected from N, O, or S; R² and R^{2'} may be taken together to form a 3- to 6-membered carbocyclic spiro ring; or R² and R^{2'} may be taken together to form a 3- to 6-membered heterocyclic spiro ring; each of which spiro ring each of which ring may be unsubstituted or substituted with 1 or more substituents independently selected from halogen (and in particular F), hydroxyl, cyano, -COOH, C₁-C₄alkyl (including in particular methyl), C₂-C₄alkenyl, C₂-C₄alkynyl, C₁-C₄alkoxy, C₂-C₄alkanoyl, hydroxyC₁-C₄alkyl, (mono- and di-C₁-C₄alkylamino)C₀-C₄alkyl, -C₀-C₄alkyl(C₃-C₇cycloalkyl), -O-C₀-C₄alkyl(C₃-C₇cycloalkyl), C₁-C₂haloalkyl, and C₁-C₂haloalkoxy.

[0050] In alternative embodiments, R¹ and R² may be taken together to form a 3-membered carbocyclic ring; R¹ and R² may be taken together to form a 4- to 6-membered carbocyclic or aryl ring or a 4- to 6-membered heterocyclic or heteroaryl ring containing 1 or 2 heteroatoms independently selected from N, O, and S; or R² and R³, if bound to adjacent carbon atoms, may be taken together to form a 3- to 6-membered carbocyclic or aryl ring or a 3- to 6-membered heterocyclic or heteroaryl ring; each of which ring may be unsubstituted or substituted with 1 or

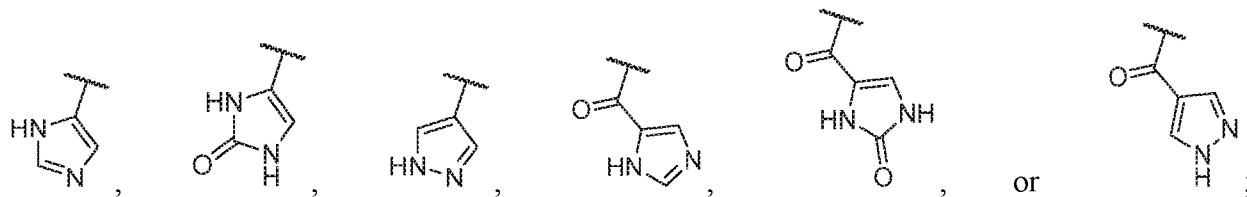
more substituents independently selected from halogen (and in particular F), hydroxyl, cyano, -COOH, C₁-C₄alkyl (including in particular methyl), C₂-C₄alkenyl, C₂-C₄alkynyl, C₁-C₄alkoxy, C₂-C₄alkanoyl, hydroxyC₁-C₄alkyl, (mono- and di-C₁-C₄alkylamino)C₀-C₄alkyl, -C₀-C₄alkyl(C₃-C₇cycloalkyl), -O-C₀-C₄alkyl(C₃-C₇cycloalkyl), C₁-C₂haloalkyl, and C₁-C₂haloalkoxy.

[0051] In alternative embodiments, R¹ and R^{1'}, R² and R^{2'}, or R³ and R^{3'} can be taken together to form a carbonyl group. In alternative embodiments, R¹ and R² or R² and R³ can be taken together to form a carbon-carbon double bond.





[0052] R⁴ is selected from -CHO, -CONH₂, C₂-C₆alkanoyl, hydrogen, -SO₂NH₂, -C(CH₂)₂F, -CH(CF₃)NH₂, C₁-C₆alkyl, -C₀-C₄alkyl(C₃-C₇cycloalkyl), -C(O)C₀-C₂alkyl(C₃-C₇cycloalkyl),



each of which R⁴ other than hydrogen, -CHO, and -CONH₂, is unsubstituted or substituted with one or more of amino, imino, halogen, hydroxyl, cyano, cyanoimino, C₁-C₂alkyl, C₁-C₂alkoxy, -C₀-C₂alkyl(mono- and di-C₁-C₄alkylamino), C₁-C₂haloalkyl, and C₁-C₂haloalkoxy.

[0053] R⁵ and R⁶ are independently selected from -CHO, -C(O)NH₂, -C(O)NH(CH₃), C₂-C₆alkanoyl, hydrogen, hydroxyl, halogen, cyano, nitro, -COOH, -SO₂NH₂, vinyl, C₁-C₆alkyl (including methyl), C₂-C₆alkenyl, C₁-C₆alkoxy, -C₀-C₄alkyl(C₃-C₇cycloalkyl), -C(O)C₀-C₄alkyl(C₃-C₇cycloalkyl), -P(O)(OR⁹)₂, -OC(O)R⁹, -C(O)OR⁹, -C(O)N(CH₂CH₂R⁹)(R¹⁰), -NR⁹C(O)R¹⁰, phenyl, or 5- to 6-membered heteroaryl.

[0054] Each R⁵ and R⁶ other than hydrogen, hydroxyl, cyano, and -COOH is unsubstituted or optionally substituted. For example, R⁵ and R⁶ other than hydrogen, hydroxyl, cyano, and -COOH may be substituted with one or more substituents independently selected from halogen, hydroxyl, amino, imino, cyano, cyanoimino, C₁-C₂alkyl, C₁-C₄alkoxy, -C₀-C₂alkyl(mono- and di-C₁-C₄alkylamino), C₁-C₂haloalkyl, and C₁-C₂haloalkoxy.

[0055] R^{6'} is hydrogen, halogen, hydroxyl, C₁-C₄alkyl, -C₀-C₄alkyl(C₃-C₇cycloalkyl), or C₁-C₄alkoxy; or R⁶ and R^{6'} may be taken together to form an oxo, vinyl, or imino group.

[0056] R⁷ is hydrogen, C₁-C₆alkyl, or -C₀-C₄alkyl(C₃-C₇cycloalkyl).

[0057] R⁸ and R^{8'} are independently selected from hydrogen, halogen, hydroxyl, C₁-C₆alkyl, -C₀-C₄alkyl(C₃-C₇cycloalkyl), C₁-C₆alkoxy, and (C₁-C₄alkylamino)C₀-C₂alkyl; or R⁸ and R^{8'} are taken together to form an oxo group; or R⁸ and R^{8'} can be taken together with the carbon that they are bonded to form a 3-membered carbocyclic ring.

[0058] R¹⁶ is absent or may include one or more substituents independently selected from halogen, hydroxyl, nitro, cyano, C₁-C₆alkyl, C₂-C₆alkenyl, C₂-C₆alkanoyl, C₁-C₆alkoxy, -C₀-C₄alkyl(mono- and di-C₁-C₆alkylamino), -C₀-C₄alkyl(C₃-C₇cycloalkyl), C₁-C₂haloalkyl, and C₁-C₂haloalkoxy.

[0059] R¹⁹ is hydrogen, C₁-C₆alkyl, C₂-C₆alkenyl, C₂-C₆alkanoyl, -SO₂C₁-C₆alkyl, (mono- and di-C₁-C₆alkylamino)C₁-C₄alkyl, -C₀-C₄alkyl(C₃-C₇cycloalkyl), -C₀-C₄alkyl(C₃-C₇heterocycloalkyl), -C₀-C₄alkyl(aryl), C₀-C₄alkyl(heteroaryl), and wherein R¹⁹ other than hydrogen is unsubstituted or substituted with one or more substituents independently selected from halogen, hydroxyl, amino, -COOH, and -C(O)OC₁-C₄alkyl.

[0060] X¹¹ is N or CR¹¹.

[0061] X¹² is N or CR¹².

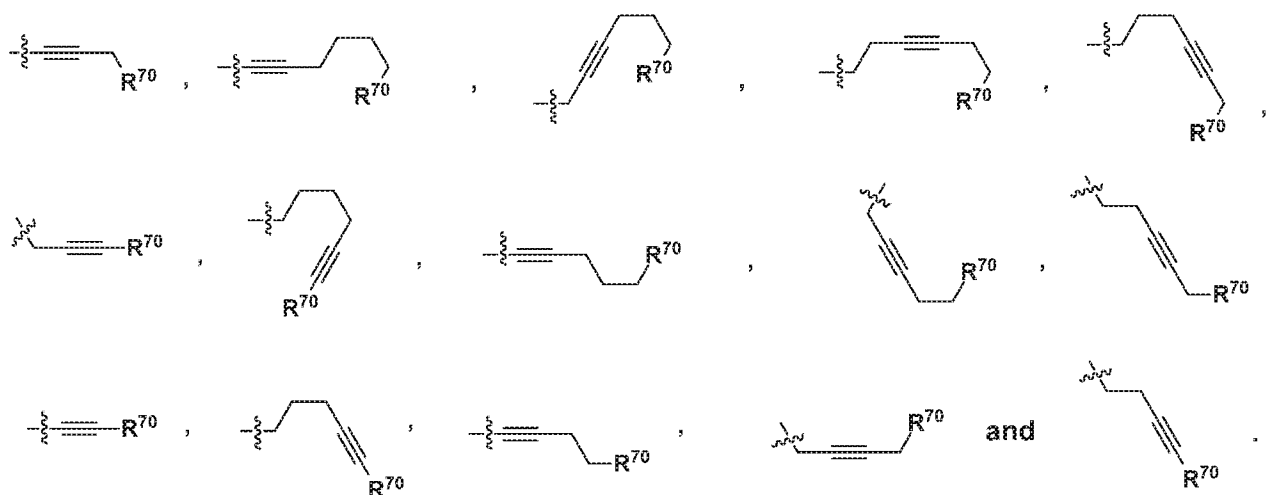
[0062] X¹³ is N or CR¹³.

[0063] X¹⁴ is N or CR¹⁴.

[0064] No more than 2 of X¹¹, X¹², X¹³, and X¹⁴ are N.

[0065] R¹² and R¹³ on the A group are each independently an R⁶⁹ moiety, wherein R⁶⁹ is R⁸⁰, R⁸¹, R⁸², R⁸³, R⁸⁴, R⁸⁵, R⁸⁶, or R⁸⁷; and wherein R¹² and R¹³ are not both from the same R⁸⁰, R⁸¹, R⁸², R⁸³, R⁸⁴, R⁸⁵, R⁸⁶, or R⁸⁷ moiety. For clarity, for example, if an R¹² moiety is R⁸⁰, then R¹³ must be selected from R⁸¹, R⁸², R⁸³, R⁸⁴, R⁸⁵, R⁸⁶, or R⁸⁷. Each R⁶⁹ can be optionally substituted.

[0066] R⁸⁰ is -C₂-C₆alkynylR⁷⁰



R^{81} is $C(O)NR^{21}R^{71}$, $-C(O)NR^{24}R^{25}$, $-C(O)NR^9R^{71}$, $-C(O)NR^{21}SO_2R^{22}$, $-NR^9C(O)OR^{10}$, $-NR^9C(O)OR^{23}$, $-NR^9C(O)R^{21}$, $-NR^9C(O)NR^9R^{10}$, $-NR^9C(O)NR^{10}R^{23}$, $-NR^9C(O)NR^{24}R^{25}$.

[0067] R^{82} is $NR^{72}R^{73}$, $NR^9SO_2R^{73}$, $N(SO_2R^9)CH_2C(O)R^{74}$.

[0068] R^{83} is $-OC(O)(CH_2)_{1-4}R^{21}$, $-OC(O)NR^{21}R^{22}$, $-OC(O)NR^{24}R^{25}$, $-OC(O)(C_{1-6}alkyl$ or $C_{3-6}cycloalkyl)(aryl)$, $-OC(O)(C_{1-6}alkyl$ or $C_{3-6}cycloalkyl)(heteroaryl)$, $-OC(O)(C_{1-6}alkyl$ or $C_{3-6}cycloalkyl)(heterocycle)$, $-OC(O)(heteroaryl)$, $-OC(O)(aryl)$, $-OC(O)(C_{1-6}alkyl$ or $C_{3-6}cycloalkyl)$, $-OC(O)NR^9(CH_2)_{1-4}P(O)(OR^{21})(OR^{22})$, $-C(O)(C_{1-6}alkyl$ or $C_{3-6}cycloalkyl)(aryl)$, $-C(O)(C_{1-6}alkyl$ or $C_{3-6}cycloalkyl)(heteroaryl)$, $-C(O)(C_{1-6}alkyl$ or $C_{3-6}cycloalkyl)(heterocycle)$, $-C(O)(heteroaryl)$, $-C(O)(heterocycle)$, $-C(O)(aryl)$, $-C(O)(C_{1-6}alkyl$ or $C_{3-6}cycloalkyl)$, $-C(O)(CH_2)S(O)R^{21}$.

[0069] R^{84} is aryl; saturated or unsaturated heterocycle (for example a 5-6 membered ring having 1, 2, or 3 heteroatoms independently selected from N, O, and S), wherein in one embodiment, the heterocycle is bonded through a carbon atom in the heterocyclic ring to a carbon atom of ring A, in the R^{12} or R^{13} position; heteroaryl (for example a 5-6 membered ring having 1, 2, or 3 heteroatoms independently selected from N, O, and S).

[0070] R^{85} is $-O(CH_2)_{1-4}R^{23a}$, $-OC_2-C_4alkenylR^{23a}$, $-OC_2-C_4alkynylR^{23}$, $-O(CH_2)_{1-4}paracyclophane$, $-O(CH_2)_{1-4}P(O)R^{23b}R^{23b}$, $-O(CH_2)_{1-4}S(O)NR^{21}R^{22}$, $-O(CH_2)_{1-4}S(O)NR^{24}R^{25}$, $-O(CH_2)_{1-4}SO_2NR^{21}R^{22}$, $-O(CH_2)_{1-4}SO_2NR^{24}R^{25}$, $-O(C_3-C_7cycloalkyl)$, $-O(aryl)$, $-O(heteroaryl)$, $-O(heterocycle)$.

[0071] R^{86} is $-P(O)R^{75}R^{75}$.

[0072] R^{87} is $-C[(CH_2)_{2, 3, 4, 5, 6 \text{ or } 7}]R^{76}$ or $-(C_3-C_7cycloalkyl)R^{76}$

[0073] In an alternative more general embodiment: R⁸⁰ is an alkyne; R⁸¹ is an amide; R⁸² is an amine; R⁸³ is a carbamate, ester or ketone; R⁸⁴ is a direct linked aryl, heterocyclic or heteroaryl; R⁸⁵ is an ether (typically bound through the oxygen); R⁸⁶ is a phosphonate (typically bound through the phosphorus); each of which can be optionally substituted, and wherein the moieties are as defined herein.

[0074] In one embodiment, one of R⁶⁹ is R⁸⁰ and the other R⁶⁹ is R⁸¹. In one embodiment, one of R⁶⁹ is R⁸⁰ and the other R⁶⁹ is R⁸². In one embodiment, one of R⁶⁹ is R⁸⁰ and the other R⁶⁹ is R⁸³. In one embodiment, one of R⁶⁹ is R⁸⁰ and the other R⁶⁹ is R⁸⁴. In one embodiment, one of R⁶⁹ is R⁸⁰ and the other R⁶⁹ is R⁸⁵. In one embodiment, one of R⁶⁹ is R⁸⁰ and the other R⁶⁹ is R⁸⁶. In one embodiment, one of R⁶⁹ is R⁸⁰ and the other R⁶⁹ is R⁸⁷.

[0075] In one embodiment, one of R⁶⁹ is R⁸¹ and the other R⁶⁹ is R⁸². In one embodiment, one of R⁶⁹ is R⁸¹ and the other R⁶⁹ is R⁸³. In one embodiment, one of R⁶⁹ is R⁸¹ and the other R⁶⁹ is R⁸⁴. In one embodiment, one of R⁶⁹ is R⁸¹ and the other R⁶⁹ is R⁸⁵. In one embodiment, one of R⁶⁹ is R⁸¹ and the other R⁶⁹ is R⁸⁶. In one embodiment, one of R⁶⁹ is R⁸¹ and the other R⁶⁹ is R⁸⁷.

[0076] In one embodiment, one of R⁶⁹ is R⁸² and the other R⁶⁹ is R⁸³. In one embodiment, one of R⁶⁹ is R⁸² and the other R⁶⁹ is R⁸⁴. In one embodiment, one of R⁶⁹ is R⁸² and the other R⁶⁹ is R⁸⁵. In one embodiment, one of R⁶⁹ is R⁸² and the other R⁶⁹ is R⁸⁶. In one embodiment, one of R⁶⁹ is R⁸² and the other R⁶⁹ is R⁸⁷.

[0077] In one embodiment, one of R⁶⁹ is R⁸³ and the other R⁶⁹ is R⁸⁴. In one embodiment, one of R⁶⁹ is R⁸³ and the other R⁶⁹ is R⁸⁵. In one embodiment, one of R⁶⁹ is R⁸³ and the other R⁶⁹ is R⁸⁶. In one embodiment, one of R⁶⁹ is R⁸³ and the other R⁶⁹ is R⁸⁷.

[0078] In one embodiment, one of R⁶⁹ is R⁸⁴ and the other R⁶⁹ is R⁸⁵. In one embodiment, one of R⁶⁹ is R⁸⁴ and the other R⁶⁹ is R⁸⁶. In one embodiment, one of R⁶⁹ is R⁸⁴ and the other R⁶⁹ is R⁸⁷.

[0079] In one embodiment, one of R⁶⁹ is R⁸⁵ and the other R⁶⁹ is R⁸⁶. In one embodiment, one of R⁶⁹ is R⁸⁵ and the other R⁶⁹ is R⁸⁷.

[0080] In one embodiment, one of R⁶⁹ is R⁸⁶ and the other R⁶⁹ is R⁸⁷.

[0081] R⁷⁰ is independently selected at each occurrence from hydrogen, C₁-C₆alkyl, C₁-C₆haloalkyl, (aryl)C₀-C₄alkyl, (C₃-C₇cycloalkyl)C₀-C₄alkyl, (phenyl)C₀-C₄alkyl, (4- to 7-membered heterocycloalkyl)C₀-C₄alkyl having 1, 2, or 3 heteroatoms independently selected from

N, O, and S; (5- or 6- membered unsaturated or aromatic heterocycle)C₀-C₄alkyl having 1, 2, or 3 heteroatoms independently selected from N, O, and S; COOH, Si(CH₃)₃, COOR^{70a}, C₂-C₆alkanoyl, -B(OH)₂, -C(O)(CH₂)₁₋₄S(O)R²¹, -P(O)(OR²¹)(OR²²), -P(O)(OR²¹)R²², -P(O)R²¹R²², -NR⁹P(O)(NHR²¹)(NHR²²), -NR⁹P(O)(OR²¹)(NHR²²), -NR⁹P(O)(OR²¹)(OR²²), -C(S)R²¹, -NR²¹SO₂R²², -NR⁹S(O)NR¹⁰R²², -NR⁹SO₂NR¹⁰R²², -SO₂NR⁹COR²², -SO₂NR⁹CONR²¹R²², -NR²¹SO₂R²², -C(O)NR²¹SO₂R²², -C(NH₂)NR⁹R²², -C(NH₂)NR⁹S(O)₂R²², -NR⁹C(O)OR¹⁰, -NR²¹OC(O)R²², -(CH₂)₁₋₄C(O)NR²¹R²², -C(O)R²⁴R²⁵, -NR⁹C(O)R²¹, -C(O)R²¹, -NR⁹C(O)NR⁹R¹⁰, -NR⁹C(O)NR²⁴R²⁵, -(CH₂)₁₋₄OC(O)R²¹, each of which R³⁰ can be optionally substituted.

[0082] R^{70a} is C₁-C₆alkyl, C₂-C₆alkenyl, C₂-C₆alkynyl, (C₃-C₇cycloalkyl)C₀-C₄alkyl-, (aryl)C₀-C₄alkyl-, (3- to 7-membered heterocycloalkyl)C₀-C₄alkyl- having 1, 2, or 3 heteroatoms independently selected from N, O, and S, and (5- or 6- membered unsaturated or aromatic heterocycle)C₀-C₄alkyl having 1, 2, or 3 heteroatoms independently selected from N, O, and S, each of which R^{70a} can be optionally substituted.

[0083] R⁷¹ is selected at each occurrence from hydroxyl, C₁-C₆alkoxy, (C₃-C₇cycloalkyl)C₀-C₄alkyl, (phenyl)C₀-C₄alkyl, -C₁-C₄alkylOC(O)OC₁-C₆alkyl, -C₁-C₄alkylOC(O)C₁-C₆alkyl, -C₁-C₄alkylC(O)OC₁-C₆alkyl, (4- to 7-membered heterocycloalkyl)C₀-C₄alkyl having 1, 2, or 3 heteroatoms independently selected from N, O, and S, and (5- or 6-membered unsaturated or aromatic heterocycle)C₀-C₄alkyl having 1, 2, or 3 heteroatoms independently selected from N, O, and S, and each can be optionally substituted.

[0084] R⁷² is selected at each occurrence from aryl, heteroaryl, heterocycle, alkynyl, hydroxyl, C₁-C₆alkoxy, (C₃-C₇cycloalkyl)C₀-C₄alkyl, (aryl)C₀-C₄alkyl, (heterocycle)C₀-C₄alkyl, (heteroaryl)C₀-C₄alkyl, -C₁-C₄alkylOC(O)OC₁-C₆alkyl, -C₁-C₄alkylOC(O)C₁-C₆alkyl, -C₁-C₄alkylC(O)OC₁-C₆alkyl, -S(O)(O)(alkyl), -S(O)(alkyl), -S(O)(O)(heteroalkyl), -S(O)(heteroalkyl), -S(O)(O)(aryl), -S(O)(aryl), -S(O)(O)(heteroaryl), -S(O)(heteroaryl), (and in some embodiments is a (4- to 7-membered heterocycloalkyl)C₀-C₄alkyl having 1, 2, or 3 heteroatoms independently selected from N, O, and S, and (5- or 6- membered saturated or partially unsaturated heterocycle)C₀-C₄alkyl having 1, 2, or 3 heteroatoms independently selected from N, O, and S), each of which groups can be optionally substituted.

[0085] R⁷³ is selected at each occurrence from hydrogen, hydroxyl, cyano, amino, C₁-C₆alkyl, C₁-C₆haloalkyl, C₁-C₆alkoxy, (C₃-C₇cycloalkyl)C₀-C₄alkyl, (phenyl)C₀-C₄alkyl, -C₁-

C₄alkylOC(O)OC₁-C₆alkyl, -C₁-C₄alkylOC(O)C₁-C₆alkyl, -C₁-C₄alkylC(O)OC₁-C₆alkyl, (4- to 7-membered heterocycloalkyl)C₀-C₄alkyl having 1, 2, or 3 heteroatoms independently selected from N, O, and S, and (5- or 6- membered unsaturated or aromatic heterocycle)C₀-C₄alkyl having 1, 2, or 3 heteroatoms independently selected from N, O, and S, each of which groups can be optionally substituted.

[0086] R⁷⁴ is an optionally substituted proline amide.

[0087] R^{23a} is independently selected at each occurrence from (C₃-C₇cycloalkyl), and each R^{23a} can be optionally substituted.

[0088] R^{23b} is independently selected at each occurrence from hydroxyl, C₁-C₆alkoxy, C₁-C₆alkyl, (C₃-C₇cycloalkyl)C₀-C₄alkyl, (phenyl)C₀-C₄alkyl, -O(CH₂)₂₋₄O(CH₂)₈₋₁₈, -OC(R^{23c})₂OC(O)OR^{23d}, -OC(R^{23c})₂OC(O)R^{23d}, an N-linked amino acid or an N-linked amino acid ester, and each R^{23b} can be optionally substituted.

[0089] R^{23c} is independently selected at each occurrence from hydrogen, C₁-C₈alkyl, C₂-C₈alkenyl, C₂-C₈alkynyl, (aryl)C₀-C₄alkyl, (aryl)C₂-C₈alkenyl- or (aryl)C₂-C₈alkynyl; or two R^{23c} groups can be taken together with the carbon that they are bonded to form a 3-6 membered heterocycloalkyl having 1, 2, or 3 heteroatoms independently selected from N, O, and S, or a 3-6 membered carbocyclic ring, and each R^{23c} can be optionally substituted.

[0090] R^{23d} is independently selected at each occurrence from C₁-C₈alkyl, C₂-C₈alkenyl, C₂-C₈alkynyl, (aryl)C₀-C₄alkyl, (aryl)C₂-C₈alkenyl or (aryl)C₂-C₈alkynyl, and each R^{23d} can be optionally substituted.

[0091] R⁷⁵ is independently selected at each occurrence from hydroxyl, C₁-C₆alkoxy, C₁-C₆haloalkoxy, C₁-C₆alkyl, (C₃-C₇cycloalkyl)C₀-C₄alkyl-, (aryl)C₀-C₄alkyl-, -O-C₀-C₄alkyl(aryl), -O-C₀-C₄alkyl(C₃-C₇cycloalkyl), (4- to 7-membered heterocycloalkyl)C₀-C₄alkyl-O- having 1, 2, or 3 heteroatoms independently selected from N, O, and S; (5- or 6- membered unsaturated or aromatic heterocycle)C₀-C₄alkyl-O- having 1, 2, or 3 heteroatoms independently selected from N, O, and S; -O(CH₂)₂₋₄O(CH₂)₈₋₁₈, -OC(R^{75a})₂OC(O)OR^{75b}, -OC(R^{75a})₂OC(O)R^{75b}, -NR⁹R¹⁰, an N-linked amino acid or an N-linked amino acid ester and each R⁷⁵ can be optionally substituted;

[0092] R^{75a} is independently selected at each occurrence from hydrogen, C₁-C₈alkyl, C₂-C₈alkenyl, C₂-C₈alkynyl, (aryl)C₀-C₄alkyl-, (aryl)C₂-C₈alkenyl- or (aryl)C₂-C₈alkynyl-; or

[0093] two R^{75a} groups can be taken together with the carbon that they are bonded to form a 3-6 membered heterocycloalkyl having 1, 2, or 3 heteroatoms independently selected from N, O, and S, or a 3-6 membered carbocyclic ring.

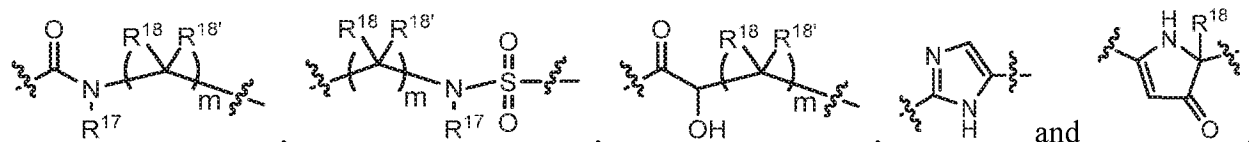
[0094] R^{75b} is independently selected at each occurrence from C₁-C₈alkyl, C₂-C₈alkenyl, C₂-C₈alkynyl, (aryl)C₀-C₄alkyl, (aryl)C₂-C₈alkenyl or (aryl)C₂-C₈alkynyl.

[0095] R⁷⁶ is -NR⁹C(O)R⁷⁷ or R⁷⁸.

[0096] R⁷⁷ and R⁷⁸ are each independently selected from C₁-C₆alkyl, C₁-C₆haloalkyl, C₂-C₆alkenyl, C₂-C₆alkynyl, (C₃-C₇cycloalkyl)C₀-C₄alkyl, (aryl)C₀-C₄alkyl, (heterocycle)C₀-C₄alkyl and (heteroaryl)C₀-C₄alkyl wherein each group can be optionally substituted; or each of which (s) may be unsubstituted or substituted with one or more substituents independently selected from, but not limited to, halogen, hydroxyl, nitro, cyano, amino, oxo, -B(OH)₂, -Si(CH₃)₃, -COOH, -CONH₂, -P(O)(OH)₂, C₁-C₆alkyl, C₁-C₆alkoxy, -C₀-C₂alkyl(mono- and di-C₁-C₄alkylamino), C₁-C₆alkylester, C₁-C₄alkylamino, C₁-C₄hydroxylalkyl, C₁-C₂haloalkyl, and C₁-C₂haloalkoxy.

[0097] R¹¹, R¹⁴, and R¹⁵ are independently selected at each occurrence from hydrogen, halogen, hydroxyl, nitro, cyano, -O(PO)(OR⁹)₂, -(PO)(OR⁹)₂, C₁-C₆alkyl, C₂-C₆alkenyl, C₂-C₆alkynyl, C₂-C₆alkenyl(aryl), C₂-C₆alkenyl(cycloalkyl), C₂-C₆alkenyl(heterocycle), C₂-C₆alkenyl(heteroaryl), C₂-C₆alkynyl, C₂-C₆alkynyl(aryl), C₂-C₆alkynyl(cycloalkyl), C₂-C₆alkynyl(heterocycle), C₂-C₆alkynyl(heteroaryl), C₂-C₆alkanoyl, C₁-C₆alkoxy, C₁-C₆thioalkyl, -C₀-C₄alkyl(mono- and di-C₁-C₆alkylamino), -C₀-C₄alkyl(C₃-C₇cycloalkyl), -C₀-C₄alkoxy(C₃-C₇cycloalkyl), C₁-C₂haloalkyl, and C₁-C₂haloalkoxy.

[0098] L is a bond or is selected from the formulas



where R¹⁷ is hydrogen, C₁-C₆alkyl, or -C₀-C₄alkyl(C₃-C₇cycloalkyl) and R¹⁸ and R^{18'} are independently selected from hydrogen, halogen, hydroxymethyl, and methyl; and m is 0, 1, 2, or 3.

[0099] B is a monocyclic or bicyclic carbocyclic; a monocyclic or bicyclic carbocyclic-oxy group; a monocyclic, bicyclic, or tricyclic heterocyclic group having 1, 2, 3, or 4 heteroatoms independently selected from N, O, and S and from 4 to 7 ring atoms per ring; C₂-C₆alkenyl; C₂-C₆alkynyl; -(C₀-C₄alkyl)(aryl); -(C₀-C₄alkyl)(heteroaryl); or -(C₀-C₄alkyl)(biphenyl).

[0100] Each of which B is unsubstituted or substituted with one or more substituents independently selected from R³³ and R³⁴, and 0 or 1 substituents selected from R³⁵ and R³⁶.

[0101] R³³ is independently selected from halogen, hydroxyl, -COOH, cyano, C₁-C₆alkyl, C₂-C₆alkanoyl, C₁-C₆alkoxy, -C₀-C₄alkylNR⁹R¹⁰, -SO₂R⁹, C₁-C₂haloalkyl, and C₁-C₂haloalkoxy;

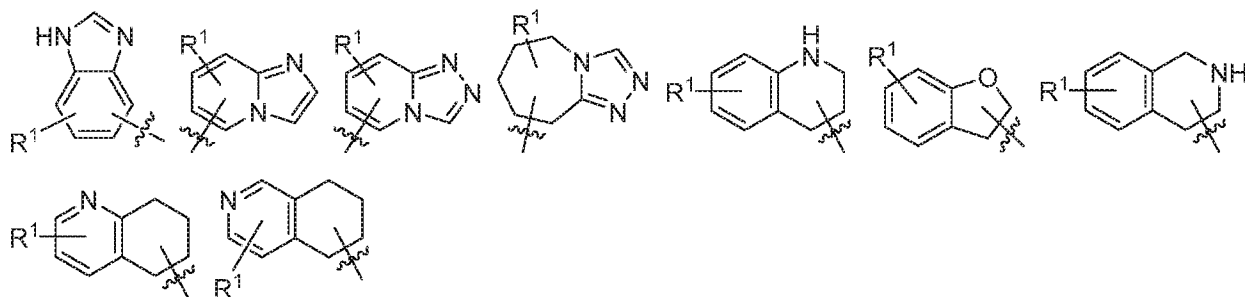
[0102] R³⁴ is independently selected from nitro, C₂-C₆alkenyl, C₂-C₆alkynyl, C₁-C₆thioalkyl, -JC₃-C₇cycloalkyl, -B(OH)₂, -JC(O)NR⁹R²³, -JOSO₂OR²¹, -C(O)(CH₂)₁₋₄S(O)R²¹, -O(CH₂)₁₋₄S(O)NR²¹R²², -JOP(O)(OR²¹)(OR²²), -JP(O)(OR²¹)(OR²²), -JOP(O)(OR²¹)R²², -JP(O)(OR²¹)R²², -JOP(O)R²¹R²², -JP(O)R²¹R²², -JSP(O)(OR²¹)(OR²²), -JSP(O)(OR²¹)(R²²), -JSP(O)(R²¹)(R²²), -JNR⁹P(O)(NHR²¹)(NHR²²), -JNR⁹P(O)(OR²¹)(NHR²²), -JNR⁹P(O)(OR²¹)(OR²²), -JC(S)R²¹, -JNR²¹SO₂R²², -JNR⁹S(O)NR¹⁰R²², -JNR⁹SO₂NR¹⁰R²², -JSO₂NR⁹COR²², -JSO₂NR⁹CONR²¹R²², -JNR²¹SO₂R²², -JC(O)NR²¹SO₂R²², -JC(NH₂)NR²², -JC(NH₂)NR⁹S(O)₂R²², -JOC(O)NR²¹R²², -JNR²¹C(O)OR²², -JNR²¹OC(O)R²², -(CH₂)₁₋₄C(O)NR²¹R²², -JC(O)NR²⁴R²⁵, -JNR⁹C(O)R²¹, -JC(O)R²¹, -JNR⁹C(O)NR¹⁰R²², -CCR²¹, -(CH₂)₁₋₄OC(O)R²¹, and -JC(O)OR²³; each of which R³⁴ may be unsubstituted or substituted with one or more substituents independently selected from halogen, hydroxyl, nitro, cyano, amino, oxo, -B(OH)₂, -Si(CH₃)₃, -COOH, -CONH₂, -P(O)(OH)₂, C₁-C₆alkyl, -C₀-C₄alkyl(C₃-C₇cycloalkyl), C₁-C₆alkoxy, -C₀-C₂alkyl(mono- and di-C₁-C₄alkylamino), C₁-C₆alkylester, C₁-C₄alkylamino, C₁-C₄hydroxylalkyl, C₁-C₂haloalkyl, and C₁-C₂haloalkoxy.

[0103] R³⁵ is independently selected from naphthyl, naphthyloxy, indanyl, (4- to 7-membered heterocycloalkyl)C₀-C₄alkyl containing 1 or 2 heteroatoms selected from N, O, and S, and bicyclic heterocycle containing 1, 2, or 3 heteroatoms independently selected from N, O, and S, and containing 4- to 7- ring atoms in each ring; each of which R³⁵ is unsubstituted or substituted with one or more substituents independently selected from halogen, hydroxyl, nitro, cyano, C₁-C₆alkyl, C₂-C₆alkenyl, C₂-C₆alkanoyl, C₁-C₆alkoxy, (mono- and di-C₁-C₆alkylamino)C₀-C₄alkyl, C₁-C₆alkylester, -C₀-C₄alkyl(C₃-C₇cycloalkyl), -SO₂R⁹, C₁-C₂haloalkyl, and C₁-C₂haloalkoxy.

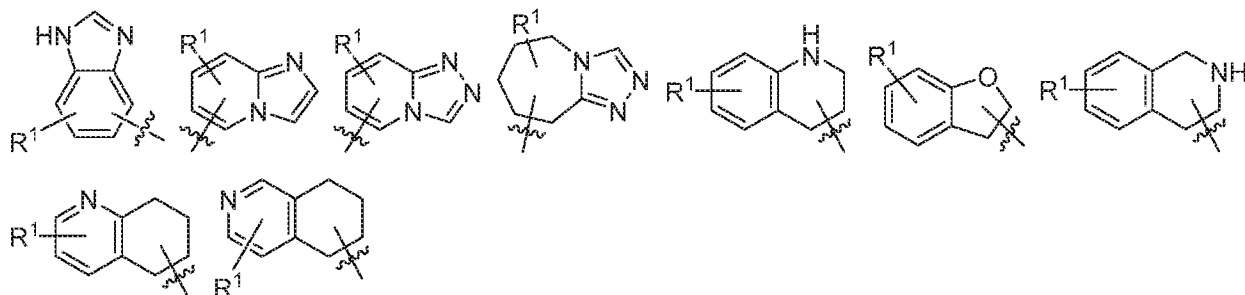
[0104] R³⁶ is independently selected from tetrazolyl, (phenyl)C₀-C₂alkyl, (phenyl)C₁-C₂alkoxy, phenoxy, and 5- or 6-membered heteroaryl containing 1, 2, or 3 heteroatoms independently selected from N, O, B, and S, each of which R³⁶ is unsubstituted or substituted with one or more substituents independently selected from halogen, hydroxyl, nitro, cyano, C₁-C₆alkyl, C₂-C₆alkenyl, C₂-C₆alkanoyl, C₁-C₆alkoxy, (mono- and di-C₁-C₆alkylamino)C₀-C₄alkyl, C₁-

C₆alkylester, -C₀-C₄alkyl(C₃-C₇cycloalkyl), -SO₂R⁹, -OSi(CH₃)₂C(CH₃)₃, -Si(CH₃)₂C(CH₃)₃, C₁-C₂haloalkyl, and C₁-C₂haloalkoxy.

[0105] In one additional alternative embodiment B is selected from:



[0106] In one additional alternative embodiment R³⁶ is selected from:



[0107] In one embodiment R¹ is selected from F, Cl, Br, and C₁-C₆alkyl.

[0108] In one embodiment R¹ is selected from hydroxyl and C₁-C₆alkoxy.

[0109] In one embodiment R¹ is selected from C₂-C₆alkynyl, C₂-C₆alkanoyl, and C₁-C₆thioalkyl.

[0110] In one embodiment R¹ is selected from aminoC₁-C₆alkyl and -C₀-C₄alkylNR⁹R¹⁰.

[0111] R²¹ and R²² are independently selected at each occurrence from hydrogen, hydroxyl, cyano, amino, C₁-C₆alkyl, C₁-C₆haloalkyl, C₁-C₆alkoxy, (C₃-C₇cycloalkyl)C₀-C₄alkyl, (phenyl)C₀-C₄alkyl, -C₁-C₄alkylOC(O)OC₁-C₆alkyl, -C₁-C₄alkylOC(O)C₁-C₆alkyl, -C₁-C₄alkylC(O)OC₁-C₆alkyl, (4- to 7-membered heterocycloalkyl)C₀-C₄alkyl having 1, 2, or 3 heteroatoms independently selected from N, O, and S, and (5- or 6- membered unsaturated or aromatic heterocycle)C₀-C₄alkyl having 1, 2, or 3 heteroatoms independently selected from N, O, and S, and each R²¹ and R²² can be optionally substituted.

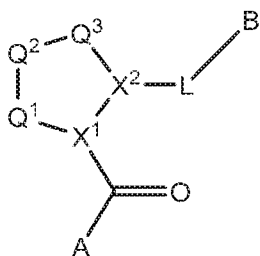
[0112] R²³ is independently selected at each occurrence from C₁-C₆alkyl, C₁-C₆haloalkyl, (aryl)C₀-C₄alkyl, (C₃-C₇cycloalkyl)C₀-C₄alkyl, (phenyl)C₀-C₄alkyl, (4- to 7-membered

heterocycloalkyl)C₀-C₄alkyl having 1, 2, or 3 heteroatoms independently selected from N, O, and S, and (5- or 6- membered unsaturated or aromatic heterocycle)C₀-C₄alkyl having 1, 2, or 3 heteroatoms independently selected from N, O, and S, and each R²³ can be optionally substituted.

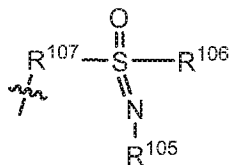
[0113] R²⁴ and R²⁵ are taken together with the nitrogen to which they are attached to form a 4- to 7-membered monocyclic heterocycloalkyl group, or a 6- to 10- membered bicyclic heterocyclic group having fused, spiro, or bridged rings, and each R²⁴ and R²⁵ can be optionally substituted.

[0114] J is independently selected at each occurrence from a covalent bond, C₁-C₄alkylene, -OC₁-C₄alkylene, C₂-C₄alkenylene, and C₂-C₄alkynylene.

[0115] In an additional alternative embodiment, a Compound of the formula:



[0116] is provided that has at least one moiety of R⁸⁸ of the formula:



wherein

[0117] R¹⁰⁷ is a bond, alkyl (including C₁-C₆ alkyl, which specifically includes cycloalkyl), aryl, heteroaryl or heterocyclic;

[0118] R¹⁰⁵ is hydrogen C₁-C₆alkyl, C₂-C₆alkenyl, C₂-C₆alkynyl, C₂-C₆alkenyl(aryl), C₂-C₆alkenyl(cycloalkyl), C₂-C₆alkenyl(heterocycle), C₂-C₆alkenyl(heteroaryl), C₂-C₆alkynyl, C₂-C₆alkynyl(aryl), C₂-C₆alkynyl(cycloalkyl), C₂-C₆alkynyl(heterocycle), C₂-C₆alkynyl(heteroaryl), C₂-C₆alkanoyl, C₁-C₆alkoxy, C₁-C₆thioalkyl, -C₀-C₄alkyl(mono- and di-C₁-C₆alkylamino), -C₀-C₄alkyl(C₃-C₇cycloalkyl), -C₀-C₄alkoxy(C₃-C₇cycloalkyl), carbamate, or C₁-C₂haloalkyl;

[0119] R¹⁰⁶ is selected from hydrogen, hydroxyl, amino, C₁-C₆alkyl, C₁-C₆haloalkyl, C₁-C₆alkoxy, (C₃-C₇cycloalkyl)C₀-C₄alkyl, (phenyl)C₀-C₄alkyl, -C₁-C₄alkylOC(O)OC₁-C₆alkyl, -

C₁-C₄alkylOC(O)C₁-C₆alkyl, -C₁-C₄alkylC(O)OC₁-C₆alkyl, (4- to 7-membered heterocycloalkyl)C₀-C₄alkyl having 1, 2, or 3 heteroatoms independently chosen from N, O, and S, and (5- or 6- membered unsaturated or aromatic heterocycle)C₀-C₄alkyl having 1, 2, or 3 heteroatoms independently chosen from N, O, and S, and each of which can be optionally substituted;

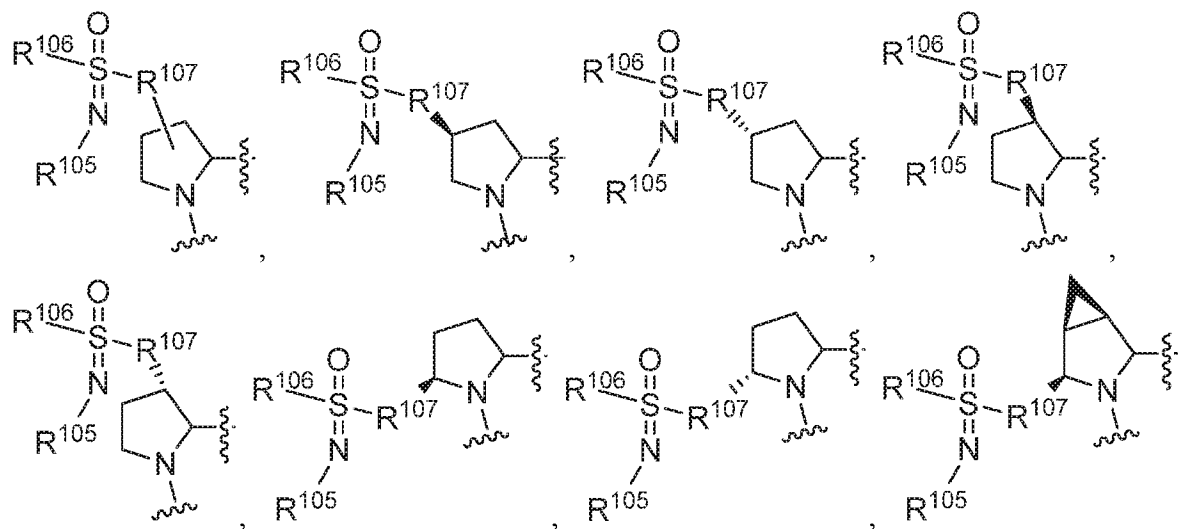
[0120] In one embodiment, R⁸⁸ is independently R¹² or R¹³, i.e., R⁶⁹;

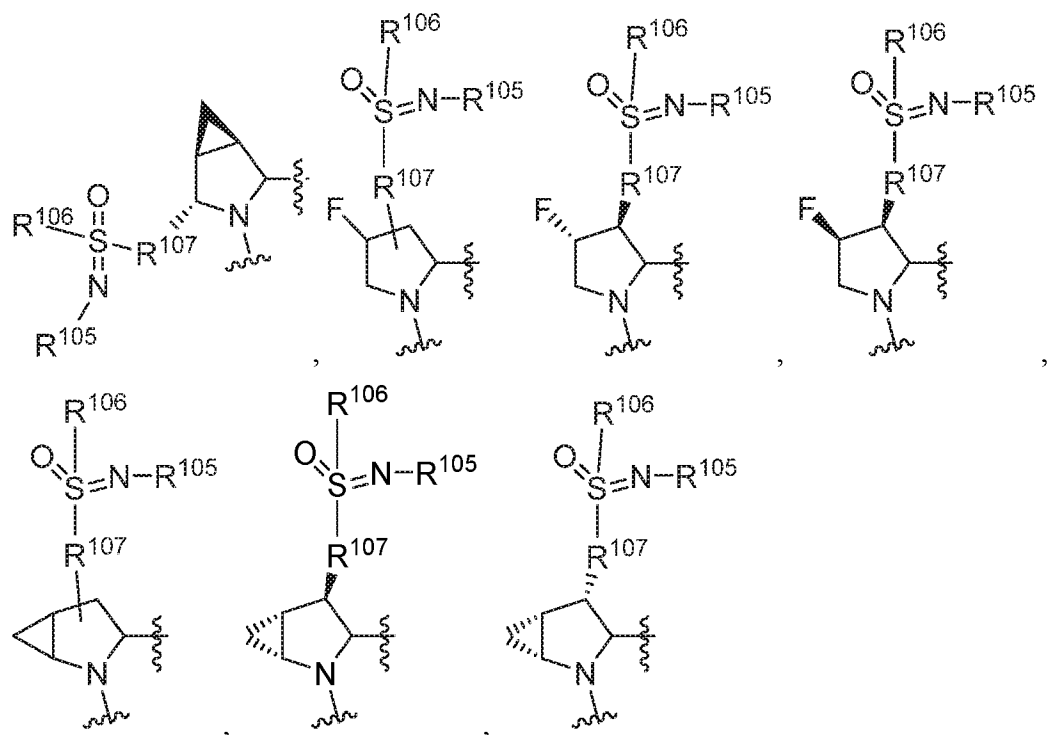
[0121] In another embodiment, R⁸⁸ is R¹² or R¹³ and the other R¹² or R¹³ is hydrogen;

[0122] In yet another embodiment, R⁸⁸ is a substituent linked to any of A, L, B, X¹, X², Q¹, Q², Q³, R¹, R², R³, R⁴, R⁵, R⁶, R⁶, R⁷, R⁸, R⁸, R¹¹, R¹⁴, R¹⁵, R¹⁶, R¹⁹, R³³, R³⁴, R³⁵, R³⁶, R⁸⁰, R⁸¹, R⁸², R⁸³, R⁸⁴, R⁸⁵, R⁸⁶, and R⁸⁷; and wherein R¹² or R¹³ are each independently R⁶⁹;

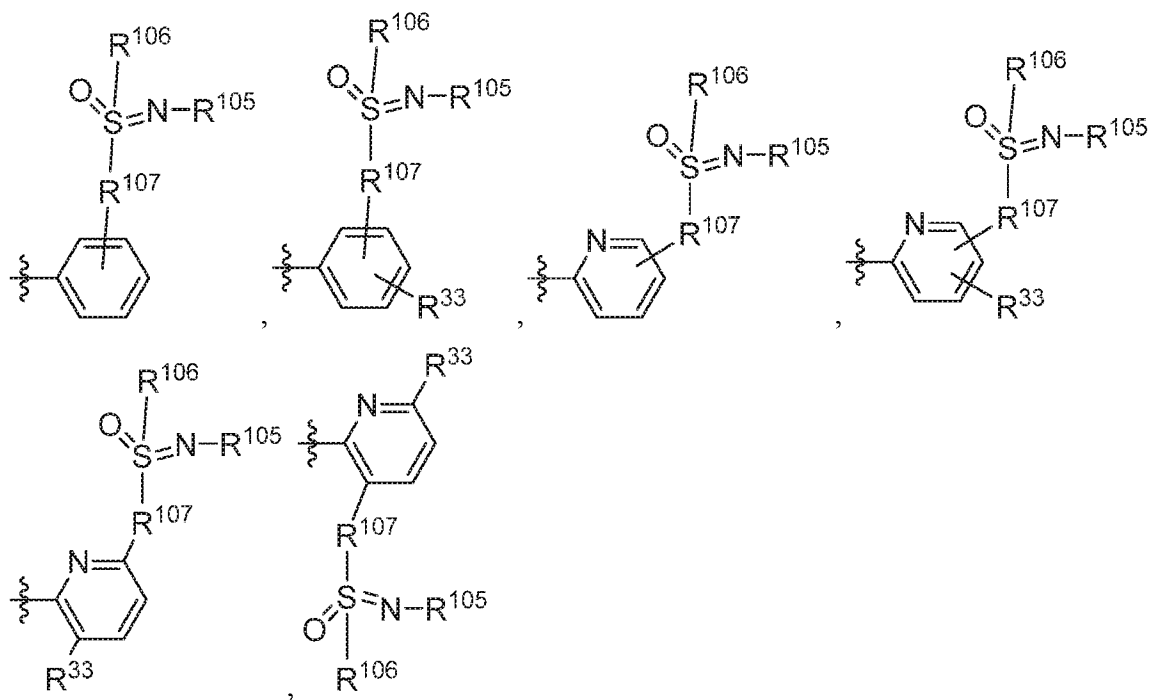
[0123] In yet another embodiment, R⁸⁸ is a substituent linked to any of A, L, B, X¹, X², Q¹, Q², Q³, R¹, R², R³, R⁴, R⁵, R⁶, R⁶, R⁷, R⁸, R⁸, R¹¹, R¹⁴, R¹⁵, R¹⁶, R¹⁹, R³³, R³⁴, R³⁵, R³⁶, R⁸⁰, R⁸¹, R⁸², R⁸³, R⁸⁴, R⁸⁵, R⁸⁶, and R⁸⁷; and wherein at least one of R¹² or R¹³ is hydrogen.

[0124] Non-limiting examples of moieties with R⁸⁸ include:

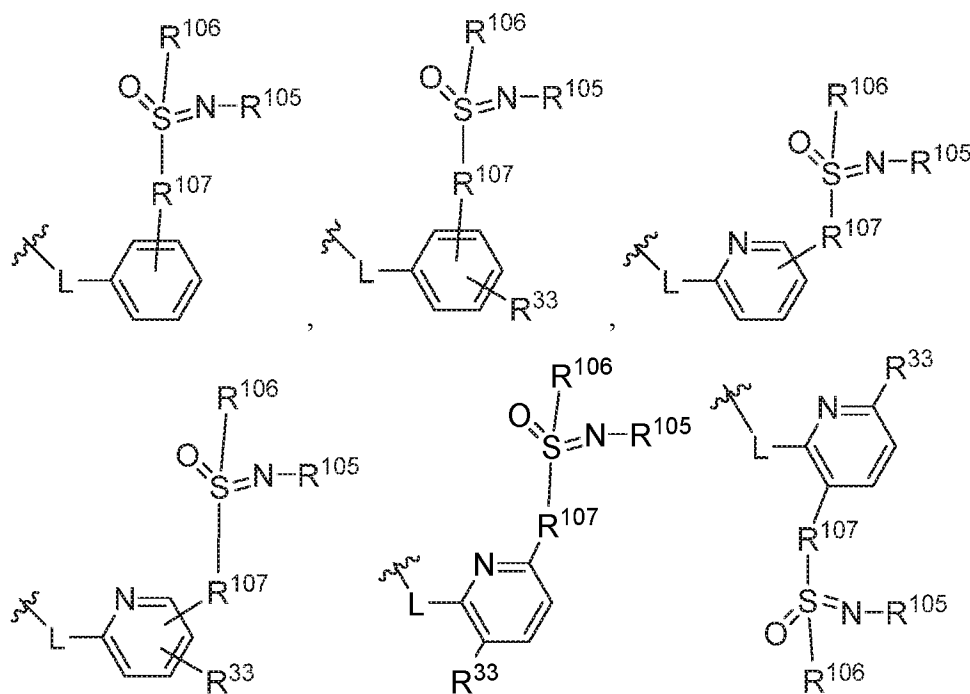




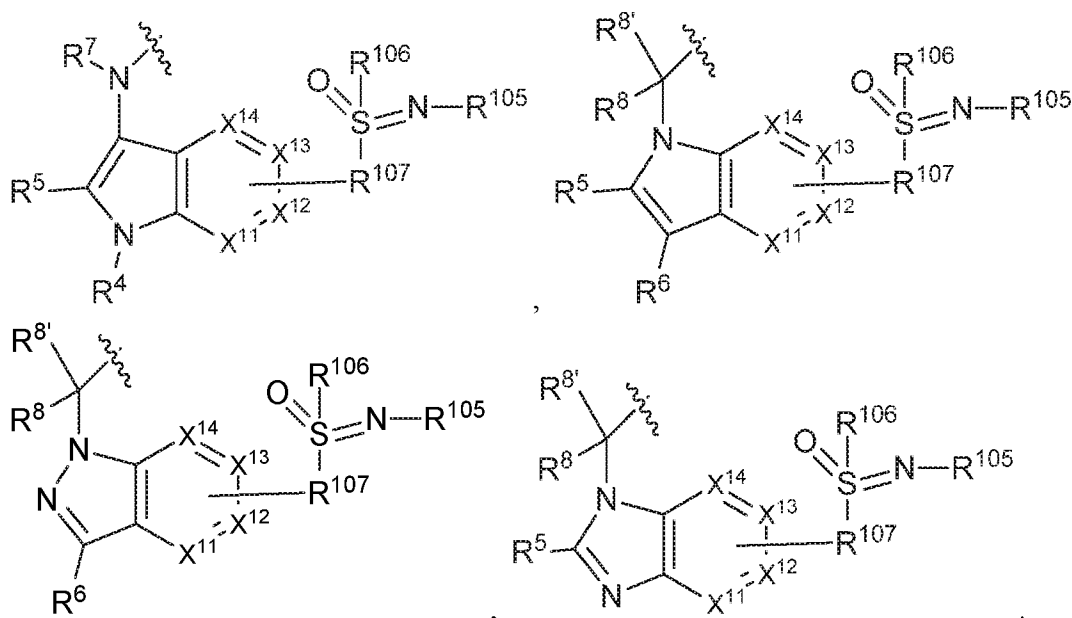
[0125] Non-limiting examples of B with R^{88} include:



[0126] Non-limiting examples of L-B with R^{88} include:



[0127] Non-limiting examples of A with R⁸⁸ include:



[0128] The present invention includes at least the following features:

- (a) a compound of Formula I or a pharmaceutically acceptable salt or prodrug thereof, for use in treating or preventing a disorder listed in the Detailed Description, Part IV, including but not limited to the development of fatty liver and conditions stemming from fatty liver, such as nonalcoholic steatohepatitis (NASH), liver inflammation, cirrhosis, or liver failure;

- dermatomyocitis; amyotrophic lateral sclerosis; cytokine or inflammatory reactions in response to biotherapeutics (e.g. CAR T-cell therapy); paroxysmal nocturnal hemoglobinuria (PNH), rheumatoid arthritis, multiple sclerosis, age-related macular degeneration (AMD), retinal degeneration, other ophthalmic diseases (e.g., geographic atrophy), a respiratory disease or a cardiovascular disease;
- (b) a pharmaceutically acceptable composition of a compound of Formula I or its pharmaceutically acceptable salt in a pharmaceutically acceptable carrier;
 - (c) a compound selected from Formula I or a pharmaceutically acceptable salt or prodrug thereof, for use in treating or preventing a disorder mediated by the complement pathway, and for example, cascade Factor D;
 - (d) use of a compound of Formula I, as described herein, or a pharmaceutically acceptable salt or prodrug thereof, in the manufacture of a medicament for treating or preventing a disorder listed in the Detailed Description, Part IV, including but not limited to the development of fatty liver and conditions stemming from fatty liver, such as nonalcoholic steatohepatitis (NASH), liver inflammation, cirrhosis, liver failure; dermatomyocitis; amyotrophic lateral sclerosis; cytokine or inflammatory reactions in response to biotherapeutics (e.g. CAR T-cell therapy); paroxysmal nocturnal hemoglobinuria (PNH), rheumatoid arthritis, multiple sclerosis, age-related macular degeneration (AMD), retinal degeneration, other ophthalmic diseases (e.g., geographic atrophy), a respiratory disease or a cardiovascular disease;
 - (e) a process for manufacturing a medicament intended for the therapeutic use for treating or preventing a disorder listed in the Detailed Description, Part IV, or generally for treating or preventing disorders mediated by complement cascade Factor D, characterized in that a compound selected from Formula I or an embodiment of the active compound is used in the manufacture;
 - (f) a compound selected from Formula I or a salt thereof as described herein in substantially pure form (e.g., at least 90 or 95%);
 - (g) a compound of Formula I as described herein, or a pharmaceutically acceptable salt or prodrug thereof, for use in treating a medical disorder which is an inflammatory or immune condition, a disorder mediated by the complement cascade (including a dysfunctional cascade), a disorder or abnormality of a cell that adversely affects the ability of the cell to engage in or respond to normal complement activity, or an undesired complement-mediated response to a medical

treatment, such as surgery or other medical procedure or a pharmaceutical or biopharmaceutical drug administration, a blood transfusion, or other allogenic tissue or fluid administration.

- (h) For each of (a) through (g) above, and otherwise herein, each assembly of moieties in the Figures and each active compound made therefrom or its use is considered and deemed specifically and individually disclosed, as such depiction is for convenience of space only and not intended to describe a only a genus or even a subgenus for such indication.

BRIEF DESCRIPTION OF THE FIGURES

[0129] FIG. 1A is an illustration of Formula I which highlights the location of the A ring.

[0130] FIG. 1B provides non-limiting embodiments of the A ring, wherein R^{69} is defined below.

[0131] FIG. 2A illustrates the location of the B ring of Formula I.

[0132] FIGS. 2B, 2C, 2D and 2E provide exemplary embodiments of the B ring, wherein “halo” can be F, Cl, Br, or I.

[0133] FIG. 3A illustrates the location of the Central Core of Formula I.

[0134] FIGS. 3B, 3C, 3D, 3E, 3F, 3G, 3H, 3I, 3J, 3K, 3L, 3M, 3N and 3O provide non-limiting embodiments of the Central Core ring (C ring), wherein q is 0, 1, 2 or 3, r is 1, 2 or 3, --- is a single or double bond, and $R^3, R^{44}, R^{44'}, R^{45}, R^{45'}$ are defined below.

[0135] FIG. 4A illustrates the location of the Linker in Formula I.

[0136] FIGS. 4B, 4C, 4D, 4E and 4F provide non-limiting specific embodiments of the Linker (L), wherein R and R^3 are defined below.

[0137] FIG. 5 provides non-limiting specific embodiments of the Central Core ring, wherein R, R' , and R^3 are defined below.

[0138] FIGS. 6A, 6B, 6C and 6D provide non-limiting specific embodiments of alkynyl R^{80} substituents, wherein R^{70} is defined below.

[0139] FIGS. 7A, 7B and 7C provide non-limiting specific embodiments amide R^{81} substituents.

[0140] FIGS. 8A, 8B and 8C provides non-limiting specific embodiments of amino R^{82} substituents.

[0141] FIG. 9 provides non-limiting examples of substituents on the R^{82} amino moieties.

[0142] FIG. 10 provides non-limiting examples of carbamate R⁸³ substituents.

[0143] FIGS. 11A, 11B, 11C and 11D provide non-limiting examples of aryl R⁸⁴ substituents.

[0144] FIGS. 12A, 12B and 12C provide non-limiting examples of ether R⁸⁵ substituents.

[0145] FIG 13A and 13B provide non-limiting examples of R⁸⁶ substituents.

[0146] FIGS. 14A and 14B provides non-limiting examples of R⁸⁷ substituents.

[0147] FIGS. 15A, 15B, 15C, 15D and 15E provide non-limiting examples of B rings according to the present invention.

[0148] FIG 16 provides additional non-limiting examples of B rings according to the present invention.

[0149] FIGS. 17A, 17B, 17C, 17D, 17E, 17F, 17G, 17H, 17I, 17J, 17K, 17L, 17M and 17N provide non-limiting examples of compounds of the present invention.

DETAILED DESCRIPTION

I. TERMINOLOGY

[0150] Compounds are described using standard nomenclature. Unless defined otherwise, all technical and scientific terms used herein have the same meaning as is commonly understood by one of skill in the art to which this invention belongs.

[0151] The compounds in any of the Formulas described herein include enantiomers, mixtures of enantiomers, diastereomers, tautomers, racemates and other isomers, such as rotamers, as if each is specifically described, unless otherwise indicated in the text or drawing or otherwise indicated in context. "Formula I" includes all subgeneric groups of Formula I, such as Formula IA and Formula IB and also includes pharmaceutically acceptable salts of a compound of Formula I, unless clearly contraindicated by the context in which this phrase is used. "Formula I" also includes all subgeneric groups of Formula I, such as Formulas IC - ID, and Formulas II - XXX, and also includes pharmaceutically acceptable salts of all subgeneric groups of Formula I, such as Formulas IA - ID, and Formulas II - XXX, unless contraindicated by the context in which this phrase is used.

[0152] The terms "a" and "an" do not denote a limitation of quantity, but rather denote the presence of at least one of the referenced item. Recitation of ranges of values are merely intended to serve as a shorthand method of referring individually to each separate value falling within the

range, unless otherwise indicated herein, and each separate value is incorporated into the specification as if it were individually recited herein. The endpoints of all ranges are included within the range and independently combinable. All methods described herein can be performed in a suitable order unless otherwise indicated herein or otherwise clearly contradicted by context. The use of examples, or exemplary language (e.g., “such as”), is intended merely to better illustrate the invention and does not pose a limitation on the scope of the invention unless otherwise claimed. Unless defined otherwise, technical and scientific terms used herein have the same meaning as is commonly understood by one of skill in the art to which this invention belongs.

[0153] The present invention includes compounds with at least one desired isotopic substitution of an atom, at an amount above the natural abundance of the isotope, i.e., enriched. Isotopes are atoms having the same atomic number but different mass numbers, i.e., the same number of protons but a different number of neutrons. Examples of isotopes that can be incorporated into compounds of the invention include isotopes of hydrogen, carbon, nitrogen, oxygen, phosphorous, fluorine, and chlorine, such as ^2H , ^3H , ^{11}C , ^{13}C , ^{14}C , ^{15}N , ^{18}F , ^{31}P , ^{32}P , ^{35}S , ^{36}Cl , ^{125}I respectively. In one embodiment, isotopically labelled compounds can be used in metabolic studies (with ^{14}C), reaction kinetic studies (with, for example ^2H or ^3H), detection or imaging techniques, such as positron emission tomography (PET) or single-photon emission computed tomography (SPECT) including drug or substrate tissue distribution assays, or in radioactive treatment of patients. In particular, an ^{18}F labeled compound may be particularly desirable for PET or SPECT studies. Isotopically labeled compounds of this invention and prodrugs thereof can generally be prepared by carrying out the procedures disclosed in the schemes or in the examples and preparations described below by substituting a readily available isotopically labeled reagent for a non-isotopically labeled reagent.

[0154] By way of general example and without limitation, isotopes of hydrogen, for example, deuterium (^2H) and tritium (^3H) may be used anywhere in described structures that achieves the desired result. Alternatively or in addition, isotopes of carbon, e.g., ^{13}C and ^{14}C , may be used. In one embodiment, the isotopic substitution is deuterium for hydrogen at one or more locations on the molecule to improve the performance of the drug, for example, the pharmacodynamics, pharmacokinetics, biodistribution, half-life, stability, AUC, T_{max}, C_{max}, etc. For example, the deuterium can be bound to carbon in a location of bond breakage during

metabolism (an α -deuterium kinetic isotope effect) or next to or near the site of bond breakage (a β -deuterium kinetic isotope effect).

[0155] Isotopic substitutions, for example deuterium substitutions, can be partial or complete. Partial deuterium substitution means that at least one hydrogen is substituted with deuterium. In certain embodiments, the isotope is 90, 95 or 99% or more enriched in an isotope at any location of interest. In one embodiment deuterium is 90, 95 or 99% enriched at a desired location. Unless otherwise stated, the enrichment at any point is above natural abundance and enough to alter a detectable property of the drug in a human.

[0156] In one embodiment, the substitution of a hydrogen atom for a deuterium atom can be provided in any of A, B, L, or central core. In one embodiment, the substitution of a hydrogen atom for a deuterium atom occurs within an R group selected from any of R¹, R², R^{2'}, R³, R^{3'}, R⁴, R⁵, R⁶, R^{6'}, R⁷, R⁸, R^{8'}, R⁹, R¹⁰, R¹¹, R¹², R¹³, R¹⁴, R¹⁵, R¹⁶, R¹⁷, R¹⁸, R^{18'}, R¹⁹, R²¹, R²², R²³, R²⁴, R²⁵, R²⁶, R²⁷, R²⁸, R²⁹, R³⁰, R³¹, R⁶⁹, R³³, R³⁴, R³⁵, R³⁶, R⁷⁰, R⁷¹, R⁷², R⁷³, R⁷⁴, R⁷⁵, R⁷⁶, R⁷⁷, R⁷⁸, R⁸⁰, R⁸¹, R⁸², R⁸³, R⁸⁴, R⁸⁵, R⁸⁶, R⁸⁷, R⁹⁰, R¹⁰⁰, R¹⁰¹, R¹⁰², R¹⁰⁵, R¹⁰⁶ and R¹⁰⁷. For example, when any of R groups are, or contain for example through substitution, methyl, ethyl, or methoxy, the alkyl residue may be deuterated (in nonlimiting embodiments, CD₃, CH₂CD₃, CD₂CD₃, CDH₂, CD₂H, CD₃, CHDCH₂D, CH₂CD₃, CHDCHD₂, OCDH₂, OCD₂H, or OCD₃ etc.). In some embodiments, an R group has a “ ‘ ” designation, which in one embodiment can be deuterated. In certain other embodiments, when two substituents of the central core ring are combined to form a cyclopropyl ring, the unsubstituted methylene carbon may be deuterated.

[0157] The substitution of a hydrogen atom for a deuterium atom occurs within an R group when at least one of the variables within the R group is hydrogen (e.g., ²H or D) or alkyl. For example, when any of R groups are, or contain for example through substitution, methyl or ethyl, the alkyl residue may be deuterated (in nonlimiting embodiments, CD₃, CH₂CD₃, CD₂CD₃, CDH₂, CD₂H, CD₃, CHDCH₂D, CH₂CD₃, CHDCHD₂, etc.).

[0158] The compound of the present invention may form a solvate with solvents (including water). Therefore, in one embodiment, the invention includes a solvated form of the active compound. The term "solvate" refers to a molecular complex of a compound of the present invention (including a salt thereof) with one or more solvent molecules. Nonlimiting examples of solvents are water, ethanol, dimethyl sulfoxide, acetone and other common organic solvents. The term "hydrate" refers to a molecular complex comprising a compound of the invention and water.

Pharmaceutically acceptable solvates in accordance with the invention include those wherein the solvent of crystallization may be isotopically substituted, *e.g.* D₂O, d₆-acetone, d₆-DMSO. A solvate can be in a liquid or solid form.

[0159] A dash ("-") that is not between two letters or symbols is used to indicate a point of attachment for a substituent. For example, -(C=O)NH₂ is attached through carbon of the keto (C=O) group.

[0160] The term "substituted", as used herein, means that any one or more hydrogens on the designated atom or group is replaced with a moiety selected from the indicated group, provided that the designated atom's normal valence is not exceeded and the resulting compound is stable. For example, when the substituent is oxo (*i.e.*, =O) then two hydrogens on the atom are replaced. For example a pyridyl group substituted by oxo is a pyridone. Alternatively, oxygen substitution can mean that an atom is oxidized, for example, sulfur can be oxidized to sulfoxide or sulfone; nitrogen can be oxidized to nitroxide, or carbon or phosphorus may be partially or fully oxidized. Combinations of substituents and/or variables are permissible only if such combinations result in stable compounds or useful synthetic intermediates.

[0161] A stable active compound refers to a compound that can be isolated and can be formulated into a dosage form with a shelf life of at least one month. A stable manufacturing intermediate or precursor to an active compound is stable if it does not degrade within the period needed for reaction or other use. A stable moiety or substituent group is one that does not degrade, react or fall apart within the period necessary for use. Nonlimiting examples of unstable moieties are those that combine heteroatoms in an unstable arrangement, as typically known and identifiable to those of skill in the art.

[0162] Any suitable group may be present on a "substituted" or "optionally substituted" position that forms a stable molecule and meets the desired purpose of the invention and includes, but is not limited to, *e.g.*, halogen (which can independently be F, Cl, Br or I); cyano; hydroxyl; nitro; azido; alkanoyl (such as a C₂-C₆ alkanoyl group); carboxamide; alkyl, cycloalkyl, alkenyl, alkynyl, alkoxy, aryloxy such as phenoxy; alkylthio including those having one or more thioether linkages; alkylsulfinyl; alkylsulfonyl groups including those having one or more sulfonyl linkages; aminoalkyl groups including groups having one or more N atoms; aryl (*e.g.*, phenyl, biphenyl, naphthyl, or the like, each ring either substituted or unsubstituted aromatic); arylalkyl having for example, 1 to 3 separate or fused rings and from 6 to about 14 or 18 ring carbon atoms, with benzyl

being an exemplary arylalkyl group; arylalkoxy, for example, having 1 to 3 separate or fused rings with benzyloxy being an exemplary arylalkoxy group; or a saturated, unsaturated, or aromatic heterocyclic group having 1 to 3 separate or fused rings with one or more N, O or S atoms, e.g. coumarinyl, quinolinyl, isoquinolinyl, quinazolinyl, pyridyl, pyrazinyl, pyrimidinyl, furanyl, pyrrolyl, thienyl, thiazolyl, triazinyl, oxazolyl, isoxazolyl, imidazolyl, indolyl, benzofuranyl, benzothiazolyl, tetrahydrofuranyl, tetrahydropyranyl, piperidinyl, morpholinyl, piperazinyl, and pyrrolidinyl. Such heterocyclic groups may be further substituted, e.g. with hydroxy, alkyl, alkoxy, halogen and amino. In certain embodiments “optionally substituted” includes one or more substituents independently selected from halogen, hydroxyl, amino, cyano, -CHO, -COOH, -CONH₂, C₁-C₆alkyl, C₂-C₆alkenyl, C₂-C₆alkynyl, -C₁-C₆alkoxy, C₂-C₆alkanoyl, C₁-C₆alkylester, (mono- and di-C₁-C₆alkylamino)C₀-C₂alkyl, C₁-C₂haloalkyl, hydroxyC₁-C₆alkyl, ester, carbamate, urea, sulfonamide, -C₁-C₆alkyl(heterocyclo), C₁-C₆alkyl(heteroaryl), -C₁-C₆alkyl(C₃-C₇cycloalkyl), O-C₁-C₆alkyl(C₃-C₇cycloalkyl), B(OH)₂, phosphate, phosphonate and C₁-C₂haloalkoxy.

[0163] “Alkyl” is a branched or straight chain saturated aliphatic hydrocarbon group. In one embodiment, the alkyl contains from 1 to about 12 carbon atoms, more generally from 1 to about 6 carbon atoms or from 1 to about 4 carbon atoms. In one embodiment, the alkyl contains from 1 to about 8 carbon atoms. In certain embodiments, the alkyl is C₁-C₂, C₁-C₃, or C₁-C₆. The specified ranges as used herein indicate an alkyl group having each member of the range described as an independent species. For example, the term C₁-C₆ alkyl as used herein indicates a straight or branched alkyl group having from 1, 2, 3, 4, 5, or 6 carbon atoms and is intended to mean that each of these is described as an independent species. For example, the term C₁-C₄alkyl as used herein indicates a straight or branched alkyl group having from 1, 2, 3, or 4 carbon atoms and is intended to mean that each of these is described as an independent species. When C₀-C_n alkyl is used herein in conjunction with another group, for example, (C₃-C₇cycloalkyl)C₀-C₄ alkyl, or -C₀-C₄alkyl(C₃-C₇cycloalkyl), the indicated group, in this case cycloalkyl, is either directly bound by a single covalent bond (C₀alkyl), or attached by an alkyl chain in this case 1, 2, 3, or 4 carbon atoms. Alkyls can also be attached via other groups such as heteroatoms as in -O-C₀-C₄alkyl(C₃-C₇cycloalkyl). Examples of alkyl include, but are not limited to, methyl, ethyl, n-propyl, isopropyl, n-butyl, isobutyl, sec-butyl, t-butyl, n-pentyl, isopentyl, tert-pentyl, neopentyl, n-hexyl, 2-

methylpentane, 3-methylpentane, 2,2-dimethylbutane, 2,3-dimethylbutane, and hexyl. In one embodiment, the alkyl group is optionally substituted as described above.

[0164] In one embodiment, when a term is used that includes “alk” it should be understood that “cycloalkyl” or “carbocyclic” can be considered part of the definition, unless unambiguously excluded by the context. For example and without limitation, the terms alkyl, alkenyl, alkynyl, alkoxy, alkanoyl, alkenoxy, haloalkyl, aminoalkyl, alkylene, alkenylene, alkynylene, etc. can all be considered to include the cyclic forms of alkyl, unless unambiguously excluded by context.

[0165] “Alkenyl” is a branched or straight chain aliphatic hydrocarbon group having one or more carbon-carbon double bonds that may occur at a stable point along the chain. Nonlimiting examples are C₂-C₈alkenyl, C₂-C₆alkenyl and C₂-C₄alkenyl. The specified ranges as used herein indicate an alkenyl group having each member of the range described as an independent species, as described above for the alkyl moiety. Examples of alkenyl include, but are not limited to, ethenyl and propenyl. In one embodiment, the alkenyl group is optionally substituted as described above.

[0166] “Alkynyl” is a branched or straight chain aliphatic hydrocarbon group having one or more carbon-carbon triple bonds that may occur at any stable point along the chain, for example, C₂-C₈alkynyl or C₂-C₆alkynyl. The specified ranges as used herein indicate an alkynyl group having each member of the range described as an independent species, as described above for the alkyl moiety. Examples of alkynyl include, but are not limited to, ethynyl, propynyl, 1-butyne, 2-butyne, 3-butyne, 1-pentyne, 2-pentyne, 3-pentyne, 4-pentyne, 1-hexyne, 2-hexyne, 3-hexyne, 4-hexyne and 5-hexyne. In one embodiment, the alkynyl group is optionally substituted as described above.

[0167] “Alkylene” is a bivalent saturated hydrocarbon. Alkylenes, for example, can be a 1 to 8 carbon moiety, 1 to 6 carbon moiety, or an indicated number of carbon atoms, for example C₁-C₄alkylene, C₁-C₃alkylene, or C₁-C₂alkylene.

[0168] “Alkenylene” is a bivalent hydrocarbon having at least one carbon-carbon double bond. Alkenylenes, for example, can be a 2 to 8 carbon moiety, 2 to 6 carbon moiety, or an indicated number of carbon atoms, for example C₂-C₄alkenylene.

[0169] “Alkynylene” is a bivalent hydrocarbon having at least one carbon-carbon triple bond. Alkynylenes, for example, can be a 2 to 8 carbon moiety, 2 to 6 carbon moiety, or an indicated number of carbon atoms, for example C₂-C₄alkynylene.

[0170] “Alkoxy” is an alkyl group as defined above covalently bound through an oxygen bridge (-O-). Examples of alkoxy include, but are not limited to, methoxy, ethoxy, n-propoxy, i-propoxy, n-butoxy, 2-butoxy, t-butoxy, n-pentoxy, 2-pentoxy, 3-pentoxy, isopentoxy, neopentoxy, n-hexoxy, 2-hexoxy, 3-hexoxy, and 3-methylpentoxy. Similarly an “alkylthio” or a “thioalkyl” group is an alkyl group as defined above with the indicated number of carbon atoms covalently bound through a sulfur bridge (-S-). In one embodiment, the alkoxy group is optionally substituted as described above.

[0171] “Alkenyloxy” is an alkenyl group as defined covalently bound to the group it substitutes by an oxygen bridge (-O-).

[0172] “Alkanoyl” is an alkyl group as defined above covalently bound through a carbonyl (C=O) bridge. The carbonyl carbon is included in the number of carbons, that is C₂alkanoyl is a CH₃(C=O)- group. In one embodiment, the alkanoyl group is optionally substituted as described above.

[0173] “Alkylester” is an alkyl group as defined herein covalently bound through an ester linkage. The ester linkage may be in either orientation, e.g., a group of the formula -O(C=O)alkyl or a group of the formula -(C=O)Oalkyl.

[0174] “Amide” or “carboxamide” is -C(O)NR^aR^b wherein R^a and R^b are each independently selected from hydrogen, alkyl, for example, C₁-C₆alkyl, alkenyl, for example, C₂-C₆alkenyl, alkynyl, for example, C₂-C₆alkynyl, -C₀-C₄alkyl(C₃-C₇cycloalkyl), -C₀-C₄alkyl(C₃-C₇heterocycloalkyl), -C₀-C₄alkyl(aryl), and -C₀-C₄alkyl(heteroaryl); or together with the nitrogen to which they are bonded, R^a and R^b can form a C₃-C₇heterocyclic ring. In one embodiment, the R^a and R^b groups are each independently optionally substituted as described above.

[0175] “Carbocyclic group”, “carbocyclic ring”, or “cycloalkyl” is a saturated or partially unsaturated (i.e., not aromatic) group containing all carbon ring atoms. A carbocyclic group typically contains 1 ring of 3 to 7 carbon atoms or 2 fused rings each containing 3 to 7 carbon atoms. Cycloalkyl substituents may be pendant from a substituted nitrogen or carbon atom, or a substituted carbon atom that may have two substituents can have a cycloalkyl group, which is attached as a spiro group. Examples of carbocyclic rings include cyclohexenyl, cyclohexyl, cyclopentenyl, cyclopentyl, cyclobutenyl, cyclobutyl and cyclopropyl rings. In one embodiment, the carbocyclic ring is optionally substituted as described above. In one embodiment, the

cycloalkyl is a partially unsaturated (i.e., not aromatic) group containing all carbon ring atoms. In another embodiment, the cycloalkyl is a saturated group containing all carbon ring atoms.

[0176] "Carbocyclic-oxy group" is a monocyclic carbocyclic ring or a mono- or bi-cyclic carbocyclic group as defined above attached to the group it substitutes via an oxygen, -O-, linker.

[0177] "Haloalkyl" indicates both branched and straight-chain alkyl groups substituted with 1 or more halogen atoms, up to the maximum allowable number of halogen atoms. Examples of haloalkyl include, but are not limited to, trifluoromethyl, monofluoromethyl, difluoromethyl, 2-fluoroethyl, and penta-fluoroethyl.

[0178] "Haloalkoxy" indicates a haloalkyl group as defined herein attached through an oxygen bridge (oxygen of an alcohol radical).

[0179] "Hydroxyalkyl" is an alkyl group as previously described, substituted with at least one hydroxyl substituent.

[0180] "Aminoalkyl" is an alkyl group as previously described, substituted with at least one amino substituent.

[0181] "Halo" or "halogen" indicates independently any of fluoro, chloro, bromo or iodo.

[0182] "Aryl" indicates an aromatic group containing only carbon in the aromatic ring or rings. In one embodiment, the aryl groups contain 1 to 3 separate or fused rings and is 6 to about 14 or 18 ring atoms, without heteroatoms as ring members. When indicated, such aryl groups may be further substituted with carbon or non-carbon atoms or groups. Such substitution may include fusion to a 4 to 7 or a 5 to 7-membered saturated or partially unsaturated cyclic group that optionally contains 1, 2 or 3 heteroatoms independently selected from N, O, B, P, Si and/or S, to form, for example, a 3,4-methylenedioxyphenyl group. Aryl groups include, for example, phenyl and naphthyl, including 1-naphthyl and 2-naphthyl. In one embodiment, aryl groups are pendant. An example of a pendant ring is a phenyl group substituted with a phenyl group. In one embodiment, the aryl group is optionally substituted as described above.

[0183] The term "heterocycle," or "heterocyclic ring" as used herein refers to a saturated or a partially unsaturated (i.e., having one or more double and/or triple bonds within the ring without aromaticity) carbocyclic moiety of 3 to about 12, and more typically 3, 5, 6, 7 to 10 ring atoms in which at least one ring atom is a heteroatom selected from nitrogen, oxygen, phosphorus and sulfur, the remaining ring atoms being C, where one or more ring atoms is optionally substituted independently with one or more substituents described above. A heterocycle may be a

monocycle having 3 to 7 ring members (2 to 6 carbon atoms and 1 to 4 heteroatoms selected from N, O, P, and S) or a bicycle having 6 to 10 ring members (4 to 9 carbon atoms and 1 to 6 heteroatoms selected from N, O, P, and S), for example: a bicyclo [4,5], [5,5], [5,6], or [6,6] system. In one embodiment, the only heteroatom is nitrogen. In one embodiment, the only heteroatom is oxygen. In one embodiment, the only heteroatom is sulfur. Heterocycles are described in Paquette, Leo A.; "Principles of Modern Heterocyclic Chemistry" (W. A. Benjamin, New York, 1968), particularly Chapters 1, 3, 4, 6, 7, and 9; "The Chemistry of Heterocyclic Compounds, A series of Monographs" (John Wiley & Sons, New York, 1950 to present), in particular Volumes 13, 14, 16, 19, and 28; and J. Am. Chem. Soc. (1960) 82:5566. Examples of heterocyclic rings include, but are not limited to, pyrrolidinyl, dihydrofuranyl, tetrahydrothienyl, tetrahydropyranyl, dihydropyranyl, tetrahydrothiopyranyl, piperidino, piperidonyl, morpholino, thiomorpholino, thioxanyl, piperazinyl, homopiperazinyl, azetidiny, oxetanyl, thietanyl, homopiperidinyl, oxepanyl, thiepanyl, oxazepinyl, diazepinyl, thiazepinyl, 2-pyrrolinyl, 3-pyrrolinyl, indolinyl, 2H-pyranyl, 4H-pyranyl, dioxanyl, 1,3-dioxolanyl, pyrazolinyl, dithianyl, dithiolanyl, dihydropyranyl, dihydrothienyl, dihydrofuranyl, dihydroisoquinolinyl, tetrahydroisoquinolinyl, pyrazolidinylimidazoliny, imidazolidinyl, 2-oxa-5-azabicyclo[2.2.2]octane, 3-oxa-8-azabicyclo[3.2.1]octane, 8-oxa-3-azabicyclo[3.2.1]octane, 6-oxa-3-azabicyclo[3.1.1]heptane, 2-oxa-5-azabicyclo[2.2.1]heptane, 3-azabicyclo[3.1.0]hexanyl, 3-azabicyclo[4.1.0]heptanyl, azabicyclo[2.2.2]hexanyl, 3H-indolyl, quinoliziny, N-pyridyl ureas, and pyrrolopyrimidine. Spiro moieties are also included within the scope of this definition. Examples of a heterocyclic group wherein 1 or 2 ring carbon atoms are substituted with oxo (=O) moieties are pyrimidinonyl and 1,1-dioxo-thiomorpholinyl. The heterocycle groups herein are optionally substituted independently with one or more substituents described herein.

[0184] "Heterocycloxy group" is a monocyclic heterocyclic ring or a bicyclic heterocyclic group as described previously linked to the group it substitutes via an oxygen, -O-, linker.

[0185] "Heteroaryl" indicates a stable monocyclic aromatic ring which contains from 1 to 3, or in some embodiments from 1, 2 or 3 heteroatoms selected from N, O, S, B or P with remaining ring atoms being carbon, or a stable bicyclic or tricyclic system containing at least one 4 to 7 or 5- to 7-membered aromatic ring which contains from 1 to 3, or in some embodiments from 1 to 2, heteroatoms selected from N, O, S, B or P with remaining ring atoms being carbon. In one

embodiment, the only heteroatom is nitrogen. In one embodiment, the only heteroatom is oxygen. In one embodiment, the only heteroatom is sulfur. Monocyclic heteroaryl groups typically have from 5 to 7 ring atoms. In some embodiments bicyclic heteroaryl groups are 8- to 10-membered heteroaryl groups, that is, groups containing 8 or 10 ring atoms in which one 5- to 7-member aromatic ring is fused to a second aromatic or non-aromatic ring. When the total number of S and O atoms in the heteroaryl group exceeds 1, these heteroatoms are not adjacent to one another. In one embodiment, the total number of S and O atoms in the heteroaryl group is not more than 2. In another embodiment, the total number of S and O atoms in the aromatic heterocycle is not more than 1. Examples of heteroaryl groups include, but are not limited to, pyridinyl (including, for example, 2-hydroxypyridinyl), imidazolyl, imidazopyridinyl, pyrimidinyl (including, for example, 4-hydroxypyrimidinyl), pyrazolyl, triazolyl, pyrazinyl, tetrazolyl, furyl, thienyl, isoxazolyl, thiazolyl, oxadiazolyl, oxazolyl, isothiazolyl, pyrrolyl, quinolinyl, isoquinolinyl, tetrahydroisoquinolinyl, indolyl, benzimidazolyl, benzofuranyl, cinnolinyl, indazolyl, indoliziny, phthalazinyl, pyridazinyl, triazinyl, isoindolyl, pteridinyl, purinyl, oxadiazolyl, triazolyl, thiadiazolyl, thiadiazolyl, furazanyl, benzofurazanyl, benzothiophenyl, benzothiazolyl, benzoxazolyl, quinazolinyl, quinoxaliny, naphthyridinyl, tetrahydrofuranly, and furopyridinyl. Heteroaryl groups are optionally substituted independently with one or more substituents described herein. "Heteroaryloxy" is a heteroaryl group as described bound to the group it substituted via an oxygen, -O-, linker.

[0186] "Heterocycloalkyl" is a saturated ring group. It may have, for example, 1, 2, 3, or 4 heteroatoms independently selected from N, S, and O, with remaining ring atoms being carbon. In a typical embodiment, nitrogen is the heteroatom. Monocyclic heterocycloalkyl groups typically have from 3 to about 8 ring atoms or from 4 to 6 ring atoms. Examples of heterocycloalkyl groups include morpholinyl, piperazinyl, piperidinyl, and pyrrolinyl.

[0187] The term "mono- and/ or di-alkylamino" indicate a secondary or tertiary alkylamino group, wherein the alkyl groups are independently selected alkyl groups, as defined herein. The point of attachment of the alkylamino group is on the nitrogen. Examples of mono- and di-alkylamino groups include ethylamino, dimethylamino, and methyl-propyl-amino.

[0188] A "dosage form" means a unit of administration of an active agent. Examples of dosage forms include tablets, capsules, injections, suspensions, liquids, emulsions, implants, particles, spheres, creams, ointments, suppositories, inhalable forms, transdermal forms, buccal,

sublingual, topical, gel, mucosal, and the like. A “dosage form” can also include an implant, for example an optical implant.

[0189] “Pharmaceutical compositions” are compositions comprising at least one active agent, and at least one other substance, such as a carrier. “Pharmaceutical combinations” are combinations of at least two active agents which may be combined in a single dosage form or provided together in separate dosage forms with instructions that the active agents are to be used together to treat any disorder described herein.

[0190] A “pharmaceutically acceptable salt” is a derivative of the disclosed compound in which the parent compound is modified by making inorganic and organic, non-toxic, acid or base addition salts thereof. The salts of the present compounds can be synthesized from a parent compound that contains a basic or acidic moiety by conventional chemical methods. Generally, such salts can be prepared by reacting free acid forms of these compounds with a stoichiometric amount of the appropriate base (such as Na, Ca, Mg, or K hydroxide, carbonate, bicarbonate, or the like), or by reacting free base forms of these compounds with a stoichiometric amount of the appropriate acid. Such reactions are typically carried out in water or in an organic solvent, or in a mixture of the two. Generally, non-aqueous media like ether, ethyl acetate, ethanol, isopropanol, or acetonitrile are typical, where practicable. Salts of the present compounds further include solvates of the compounds and of the compound salts.

[0191] Examples of pharmaceutically acceptable salts include, but are not limited to, mineral or organic acid salts of basic residues such as amines; alkali or organic salts of acidic residues such as carboxylic acids; and the like. The pharmaceutically acceptable salts include the conventional non-toxic salts and the quaternary ammonium salts of the parent compound formed, for example, from non-toxic inorganic or organic acids. For example, conventional non-toxic acid salts include those derived from inorganic acids such as hydrochloric, hydrobromic, sulfuric, sulfamic, phosphoric, nitric and the like; and the salts prepared from organic acids such as acetic, propionic, succinic, glycolic, stearic, lactic, malic, tartaric, citric, ascorbic, pamoic, maleic, hydroxymaleic, phenylacetic, glutamic, benzoic, salicylic, mesylic, esylic, besylic, sulfanilic, 2-acetoxybenzoic, fumaric, toluenesulfonic, methanesulfonic, ethane disulfonic, oxalic, isethionic, $\text{HOOC}-(\text{CH}_2)_n-\text{COOH}$ where n is 0-4, and the like, or using a different acid that produces the same counterion. Lists of additional suitable salts may be found, e.g., in *Remington's Pharmaceutical Sciences*, 17th ed., Mack Publishing Company, Easton, Pa., p. 1418 (1985).

[0192] The term “carrier” applied to pharmaceutical compositions/combinations of the invention refers to a diluent, excipient, or vehicle with which an active compound is provided.

[0193] A “pharmaceutically acceptable excipient” means an excipient that is useful in preparing a pharmaceutical composition/combination that is generally safe, non-toxic and neither biologically nor otherwise inappropriate for administration to a host, typically a human. In one embodiment, an excipient is used that is acceptable for veterinary use.

[0194] A “patient” or “host” or “subject” is a human or non-human animal in need of treatment or prevention of any of the disorders as specifically described herein, including but not limited to by modulation of the complement Factor D pathway. Typically the host is a human. A “patient” or “host” or “subject” also refers to for example, a mammal, primate (e.g., human), cows, sheep, goat, horse, dog, cat, rabbit, rat, mice, fish, bird and the like.

[0195] A “prodrug” as used herein, means a compound which when administered to a host *in vivo* is converted into a parent drug. As used herein, the term “parent drug” means any of the presently described chemical compounds described herein. Prodrugs can be used to achieve any desired effect, including to enhance properties of the parent drug or to improve the pharmaceutic or pharmacokinetic properties of the parent. Prodrug strategies exist which provide choices in modulating the conditions for *in vivo* generation of the parent drug, all of which are deemed included herein. Nonlimiting examples of prodrug strategies include covalent attachment of removable groups, or removable portions of groups, for example, but not limited to acylation, phosphorylation, phosphonylation, phosphoramidate derivatives, amidation, reduction, oxidation, esterification, alkylation, other carboxy derivatives, sulfoxy or sulfone derivatives, carbonylation or anhydride, among others.

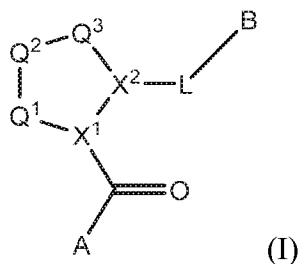
[0196] “Providing a compound with at least one additional active agent” for example can mean that the compound and the additional active agent(s) are provided simultaneously in a single dosage form, provided concomitantly in separate dosage forms, or provided in separate dosage forms for administration. In one embodiment, the compound administrations are separated by some amount of time that is within the time in which both the compound and the at least one additional active agent are within the blood stream of a patient. In certain embodiments the compound and the additional active agent need not be prescribed for a patient by the same medical care worker. In certain embodiments the additional active agent or agents need not require a prescription. Administration of the compound or the at least one additional active agent can occur via any

appropriate route, for example, oral tablets, oral capsules, oral liquids, inhalation, injection, suppositories, parenteral, sublingual, buccal, intravenous, intraaortal, transdermal, polymeric controlled delivery, non-polymeric controlled delivery, nano or microparticles, liposomes, and/or topical contact.

[0197] A “therapeutically effective amount” of a pharmaceutical composition/combination of this invention means an amount effective, when administered to a host, to provide a therapeutic benefit such as an amelioration of symptoms or reduction or diminution of the disease itself. In one embodiment, a therapeutically effective amount is an amount sufficient to prevent a significant increase or will significantly reduce the detectable level of complement Factor D in the patient’s blood, serum, or tissues.

II. DETAILED DESCRIPTION OF THE ACTIVE COMPOUNDS

[0198] According to the present invention, a compound of Formula I is provided:

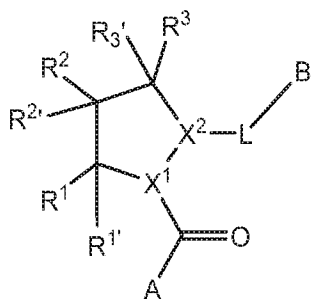


as well as the pharmaceutically acceptable salts and compositions thereof, wherein R¹² and R¹³ on the A group are both substituted with certain R⁶⁹ moieties, including those compounds set out in Table 1. In one embodiment, the invention is the use of a compound of Formula I, including those compounds set out in Table 1, for the treatment of a disorder in a host, typically a human, wherein the disorder is selected from the group disclosed in the Detailed Description, Part IV.

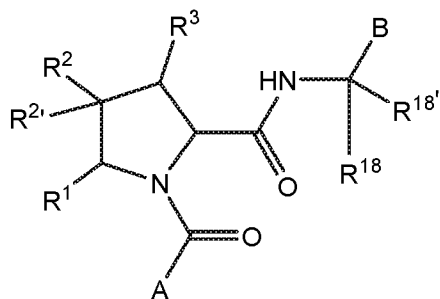
[0199] Formula I can be considered to have a central core, an L substituent, a B substituent, and a (C=O)A substituent. Non-limiting examples of compounds falling within Formula I with variations in the variables e.g., A, B, R¹-R³, the central core, and L, are illustrated below. The disclosure includes the use of all combinations of these definitions so long as a stable compound results. In one embodiment, the compound of Formula I is selected from the compounds in Table 1 below.

Formulas II - XXX

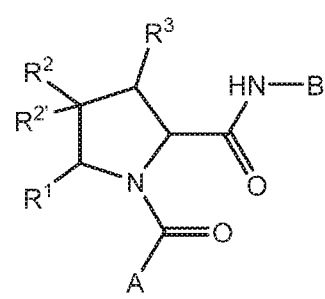
[0200] In one aspect, the disclosure includes the use, as further described herein, of a compound or salt of Formula II, III, IV, V, VI, VII, VIII, IX, X, XI, XII, XIII, XIV, XV, XVI, XVII, XVIII, XIX, XX, XXI, XXII, XXIII, XXIV, XXV, XXVI, XXVII, XXVIII, XXIX and XXX. The variables shown in Formula II-XXX carry the definitions set forth in the SUMMARY section for Formula I or any of the definitions set forth in this disclosure.



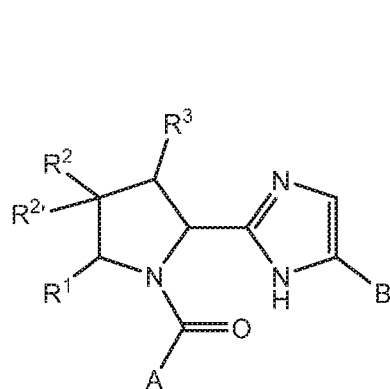
Formula II



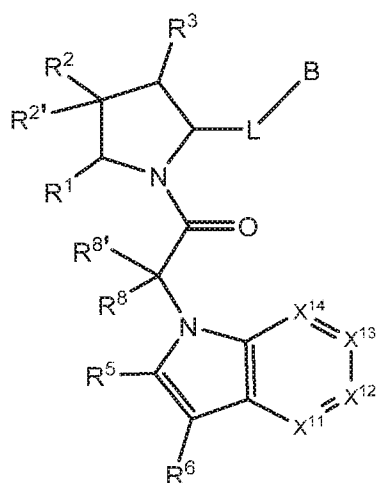
Formula III



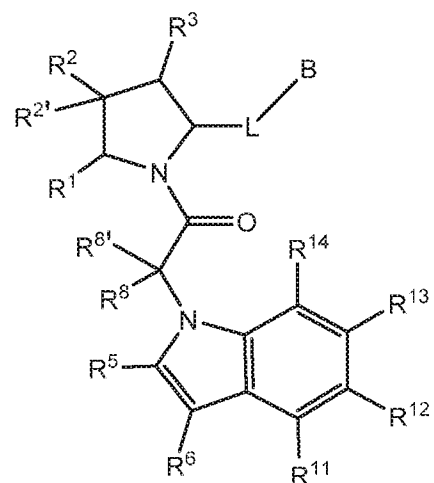
Formula IV



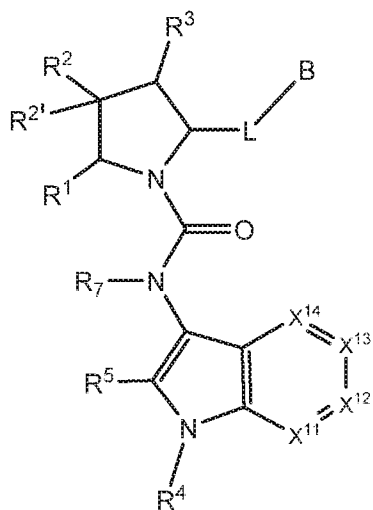
Formula V



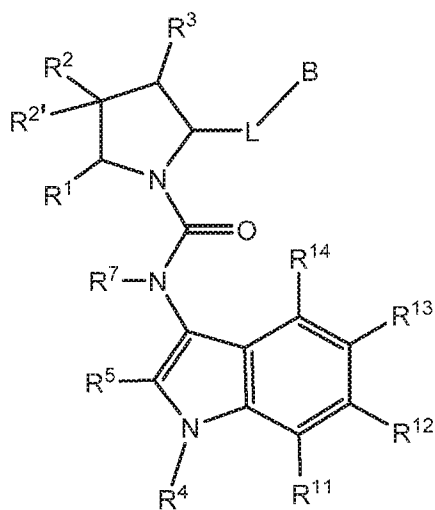
Formula VI



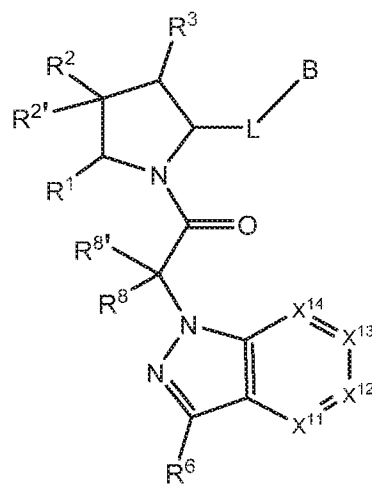
Formula VII



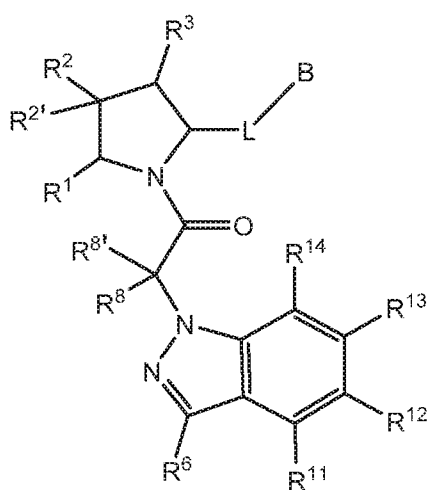
Formula VIII



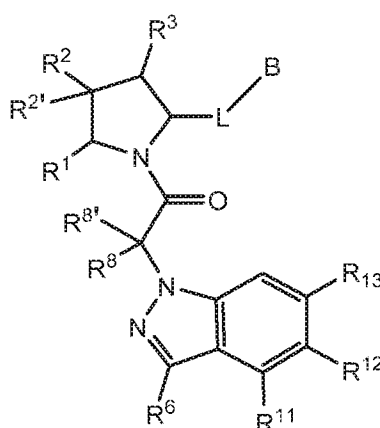
Formula IX



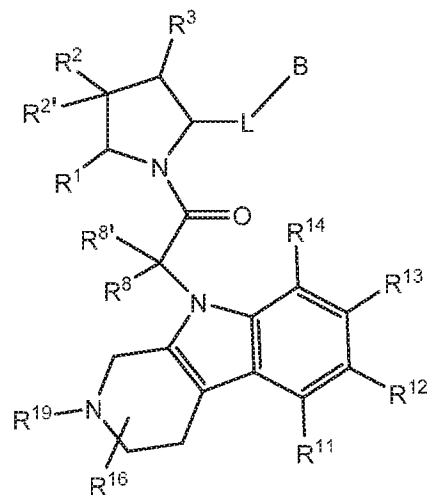
Formula X



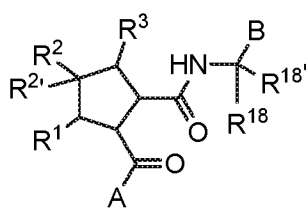
Formula XI



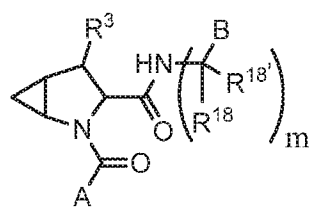
Formula XII



Formula XIII

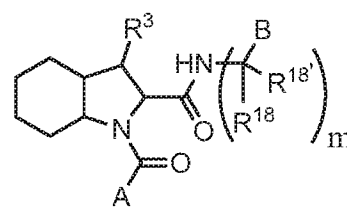


Formula XIV



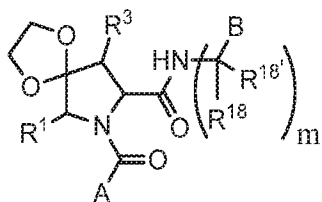
m is 0 or 1.

Formula XV



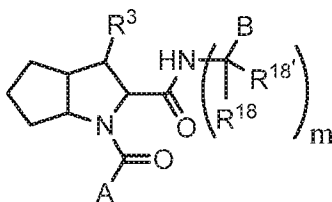
m is 0 or 1.

Formula XVI



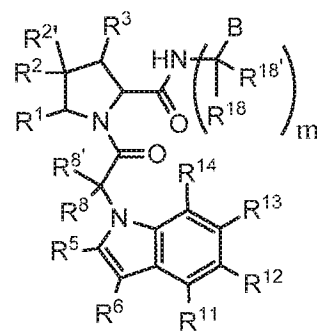
m is 0 or 1.

Formula XVII



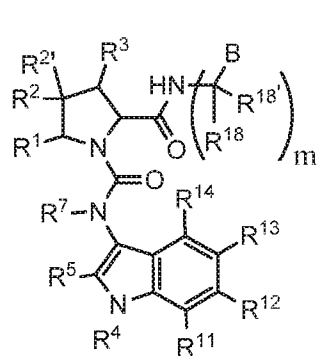
m is 0 or 1.

Formula XVIII



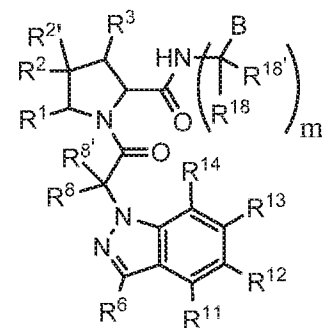
m is 0 or 1.

Formula XIX



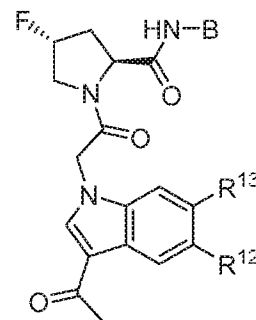
m is 0 or 1.

Formula XX

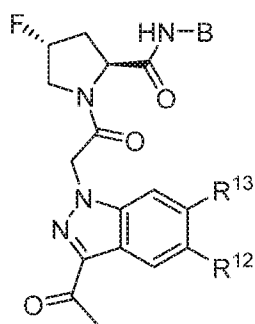


m is 0 or 1.

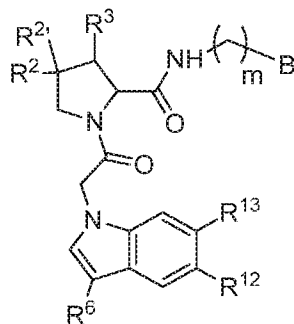
Formula XXI



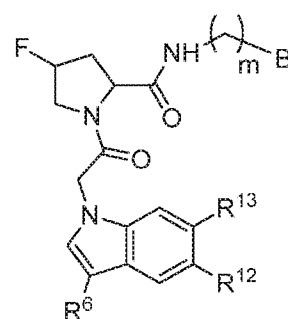
Formula XXII



Formula XXIII

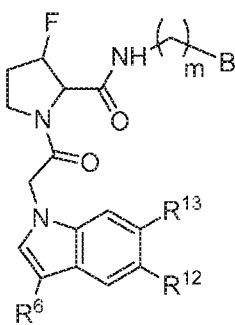


Formula XXIV



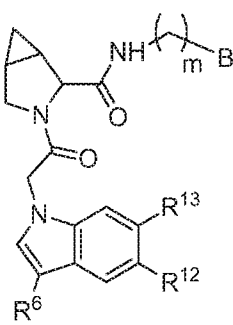
m is 0 or 1.

Formula XXV



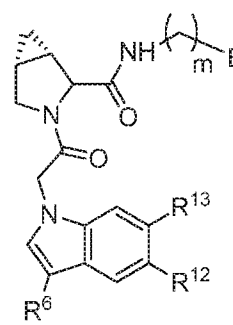
m is 0 or 1.

Formula XXVI



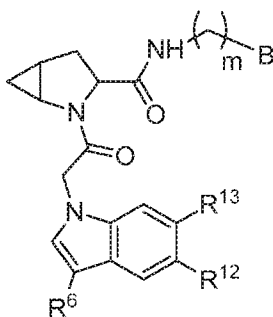
m is 0 or 1.

Formula XXVII



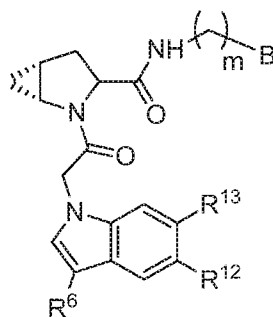
m is 0 or 1.

Formula XXVIII



m is 0 or 1.

Formula XXIX



m is 0 or 1.

Formula XXX

[0201] In these embodiments, it should be understood that where R^1 or R^3 is attached to a carbon, there can be two independent attachments as in $R^2/R^{2'}$ and these formulas should be considered to include all such variations.

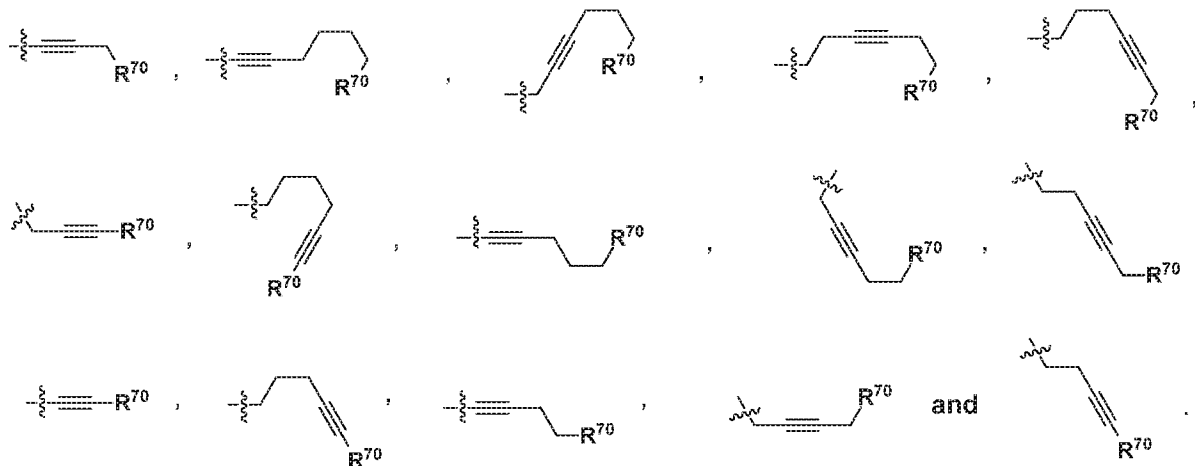
[0202] Additionally, the disclosure includes the use of compounds and salts of Formula I and pharmaceutically acceptable compositions thereof, and any of its subformulae (II-XXX) in which at least one of the following conditions is met in the embodiments described below.

The R^{12} and R^{13} Substituents

[0203] In one embodiment, the invention includes a compound of Formula I, wherein R^{12} and R^{13} on the A group are each independently an R^{69} moiety, wherein R^{69} is R^{80} , R^{81} , R^{82} , R^{83} , R^{84} , R^{85} , R^{86} , or R^{87} ; and wherein R^{12} and R^{13} are not both from the same R^{80} , R^{81} , R^{82} , R^{83} , R^{84} ,

R^{85} , R^{86} , or R^{87} moiety. For clarity, for example, an if R^{12} moiety is R^{80} , then R^{13} must be selected from R^{81} , R^{82} , R^{83} , R^{84} , R^{85} , R^{86} , or R^{87} . Each R^{69} can be optionally substituted.

[0204] R^{80} is $-C_2-C_6$ alkynyl R^{70} , for example:



[0205] R^{81} is $C(O)NR^{21}R^{71}$, $-C(O)NR^{24}R^{25}$, $-C(O)NR^9R^{71}$, $-C(O)NR^{21}SO_2R^{22}$, $-NR^9C(O)OR^{10}$, $-NR^9C(O)OR^{23}$, $-NR^9C(O)R^{21}$, $-NR^9C(O)NR^9R^{10}$, $-NR^9C(O)NR^{10}R^{23}$, $-NR^9C(O)NR^{24}R^{25}$.

[0206] R^{82} is $NR^{72}R^{73}$, $NR^9SO_2R^{73}$, $N(SO_2R^9)CH_2C(O)R^{74}$.

[0207] R^{83} is $-OC(O)(CH_2)_{1-4}R^{21}$, $-OC(O)NR^{21}R^{22}$, $-OC(O)NR^{24}R^{25}$, $-OC(O)(C_{1-6}$ alkyl or C_{3-6} cycloalkyl)(aryl), $-OC(O)(C_{1-6}$ alkyl or C_{3-6} cycloalkyl)(heteroaryl), $-OC(O)(C_{1-6}$ alkyl or C_{3-6} cycloalkyl)(heterocycle), $-OC(O)$ (heteroaryl), $-OC(O)$ (aryl), $-OC(O)(C_{1-6}$ alkyl or C_{3-6} cycloalkyl), $-OC(O)NR^9(CH_2)_{1-4}P(O)(OR^{21})(OR^{22})$, $-C(O)(C_{1-6}$ alkyl or C_{3-6} cycloalkyl)(aryl), $-C(O)(C_{1-6}$ alkyl or C_{3-6} cycloalkyl)(heteroaryl), $-C(O)(C_{1-6}$ alkyl or C_{3-6} cycloalkyl)(heterocycle), $-C(O)$ (heteroaryl), $-C(O)$ (heterocycle), $-C(O)$ (aryl), $-C(O)(C_{1-6}$ alkyl or C_{3-6} cycloalkyl), $-C(O)(CH_2)S(O)R^{21}$.

[0208] R^{84} is aryl; saturated or unsaturated heterocycle (for example a 5-6 membered ring having 1, 2, or 3 heteroatoms independently selected from N, O, and S), wherein the heterocycle is bonded through a carbon atom in the heterocyclic ring to a carbon atom of ring A in the R^{12} or R^{13} position; heteroaryl (for example a 5-6 membered ring having 1, 2, or 3 heteroatoms independently selected from N, O, and S).

[0209] R^{85} is $-O(CH_2)_{1-4}R^{23a}$, $-OC_2-C_4$ alkenyl R^{23a} , $-OC_2-C_4$ alkynyl R^{23} , $-O(CH_2)_{1-4}$ paracyclophane, $-O(CH_2)_{1-4}P(O)R^{23b}R^{23b}$, $-O(CH_2)_{1-4}S(O)NR^{21}R^{22}$, $-O(CH_2)_{1-4}S(O)NR^{24}R^{25}$, $-O(CH_2)_{1-4}SO_2NR^{21}R^{22}$, $-O(CH_2)_{1-4}SO_2NR^{24}R^{25}$, $-O(C_3-C_7$ cycloalkyl), $-O$ (aryl), $-O$ (heteroaryl), $-$

O(heterocycle).

[0210] R⁸⁶ is -P(O)R⁷⁵R⁷⁵.

[0211] R⁸⁷ is -C[(CH₂)_{2, 3, 4, 5, 6 or 7}]R⁷⁶ or -(C₃-C₇cycloalkyl)R⁷⁶.

[0212] R⁷⁰ is independently selected at each occurrence from hydrogen, C₁-C₆alkyl, C₁-C₆haloalkyl, (aryl)C₀-C₄alkyl, (C₃-C₇cycloalkyl)C₀-C₄alkyl, (phenyl)C₀-C₄alkyl, (4- to 7-membered heterocycloalkyl)C₀-C₄alkyl having 1, 2, or 3 heteroatoms independently selected from N, O, and S; (5- or 6- membered unsaturated or aromatic heterocycle)C₀-C₄alkyl having 1, 2, or 3 heteroatoms independently selected from N, O, and S; COOH, Si(CH₃)₃, COOR^{70a}, C₂-C₆alkanoyl, -B(OH)₂, -C(O)(CH₂)₁₋₄S(O)R²¹, -P(O)(OR²¹)(OR²²), -P(O)(OR²¹)R²², -P(O)R²¹R²², -NR⁹P(O)(NHR²¹)(NHR²²), -NR⁹P(O)(OR²¹)(NHR²²), -NR⁹P(O)(OR²¹)(OR²²), -C(S)R²¹, -NR²¹SO₂R²², -NR⁹S(O)NR¹⁰R²², -NR⁹SO₂NR¹⁰R²², -SO₂NR⁹COR²², -SO₂NR⁹CONR²¹R²², -NR²¹SO₂R²², -C(O)NR²¹SO₂R²², -C(NH₂)NR⁹R²², -C(NH₂)NR⁹S(O)₂R²², -NR⁹C(O)OR¹⁰, -NR²¹OC(O)R²², -(CH₂)₁₋₄C(O)NR²¹R²², -C(O)R²⁴R²⁵, -NR⁹C(O)R²¹, -C(O)R²¹, -NR⁹C(O)NR⁹R¹⁰, -NR⁹C(O)NR²⁴R²⁵, -(CH₂)₁₋₄OC(O)R²¹, each of which R³⁰ can be optionally substituted.

[0213] R^{70a} is C₁-C₆alkyl, C₂-C₆alkenyl, C₂-C₆alkynyl, (C₃-C₇cycloalkyl)C₀-C₄alkyl-, (aryl)C₀-C₄alkyl-, (3- to 7-membered heterocycloalkyl)C₀-C₄alkyl- having 1, 2, or 3 heteroatoms independently selected from N, O, and S, and (5- or 6- membered unsaturated or aromatic heterocycle)C₀-C₄alkyl having 1, 2, or 3 heteroatoms independently selected from N, O, and S, each of which R^{70a} can be optionally substituted.

[0214] R⁷¹ is selected at each occurrence from hydroxyl, C₁-C₆alkoxy, (C₃-C₇cycloalkyl)C₀-C₄alkyl, (phenyl)C₀-C₄alkyl, -C₁-C₄alkylOC(O)OC₁-C₆alkyl, -C₁-C₄alkylOC(O)C₁-C₆alkyl, -C₁-C₄alkylC(O)OC₁-C₆alkyl, (4- to 7-membered heterocycloalkyl)C₀-C₄alkyl having 1, 2, or 3 heteroatoms independently selected from N, O, and S, and (5- or 6-membered unsaturated or aromatic heterocycle)C₀-C₄alkyl having 1, 2, or 3 heteroatoms independently selected from N, O, and S, and each can be optionally substituted.

[0215] R⁷² is selected at each occurrence from aryl, heteroaryl, heterocycle, alkynyl, hydroxyl, C₁-C₆alkoxy, (C₃-C₇cycloalkyl)C₀-C₄alkyl, (aryl)C₀-C₄alkyl, (heterocycle)C₀-C₄alkyl, (heteroaryl)C₀-C₄alkyl, -C₁-C₄alkylOC(O)OC₁-C₆alkyl, -C₁-C₄alkylOC(O)C₁-C₆alkyl, -C₁-C₄alkylC(O)OC₁-C₆alkyl, -S(O)(O)(alkyl), -S(O)(alkyl), -S(O)(O)(heteroalkyl), -S(O)(heteroalkyl), -S(O)(O)(aryl), -S(O)(aryl), -S(O)(O)(heteroaryl), -S(O)(heteroaryl), (and in

some embodiments is a (4- to 7-membered heterocycloalkyl)C₀-C₄alkyl having 1, 2, or 3 heteroatoms independently selected from N, O, and S, and (5- or 6- membered saturated or partially unsaturated heterocycle)C₀-C₄alkyl having 1, 2, or 3 heteroatoms independently selected from N, O, and S), each of which groups can be optionally substituted.

[0216] R⁷³ is selected at each occurrence from hydrogen, hydroxyl, cyano, amino, C₁-C₆alkyl, C₁-C₆haloalkyl, C₁-C₆alkoxy, (C₃-C₇cycloalkyl)C₀-C₄alkyl, (phenyl)C₀-C₄alkyl, -C₁-C₄alkylOC(O)OC₁-C₆alkyl, -C₁-C₄alkylOC(O)C₁-C₆alkyl, -C₁-C₄alkylC(O)OC₁-C₆alkyl, (4- to 7-membered heterocycloalkyl)C₀-C₄alkyl having 1, 2, or 3 heteroatoms independently selected from N, O, and S, and (5- or 6- membered unsaturated or aromatic heterocycle)C₀-C₄alkyl having 1, 2, or 3 heteroatoms independently selected from N, O, and S, each of which groups can be optionally substituted.

[0217] R⁷⁴ is an optionally substituted proline amide.

[0218] R^{23a} is independently selected at each occurrence from (C₃-C₇cycloalkyl), and each R^{23a} can be optionally substituted.

[0219] R^{23b} is independently selected at each occurrence from hydroxyl, C₁-C₆alkoxy, C₁-C₆alkyl, (C₃-C₇cycloalkyl)C₀-C₄alkyl, (phenyl)C₀-C₄alkyl, -O(CH₂)₂₋₄O(CH₂)₈₋₁₈, -OC(R^{23c})₂OC(O)OR^{23d}, -OC(R^{23c})₂OC(O)R^{23d}, an N-linked amino acid or an N-linked amino acid ester, and each R^{23b} can be optionally substituted.

[0220] R^{23c} is independently selected at each occurrence from hydrogen, C₁-C₈alkyl, C₂-C₈alkenyl, C₂-C₈alkynyl, (aryl)C₀-C₄alkyl, (aryl)C₂-C₈alkenyl- or (aryl)C₂-C₈alkynyl; or two R^{23c} groups can be taken together with the carbon that they are bonded to form a 3-6 membered heterocycloalkyl having 1, 2, or 3 heteroatoms independently selected from N, O, and S, or a 3-6 membered carbocyclic ring, and each R^{23c} can be optionally substituted.

[0221] R^{23d} is independently selected at each occurrence from C₁-C₈alkyl, C₂-C₈alkenyl, C₂-C₈alkynyl, (aryl)C₀-C₄alkyl, (aryl)C₂-C₈alkenyl or (aryl)C₂-C₈alkynyl, and each R^{23d} can be optionally substituted.

[0222] R⁷⁵ is independently selected at each occurrence from hydroxyl, C₁-C₆alkoxy, C₁-C₆haloalkoxy, C₁-C₆alkyl, (C₃-C₇cycloalkyl)C₀-C₄alkyl-, (aryl)C₀-C₄alkyl-, -O-C₀-C₄alkyl(aryl), -O-C₀-C₄alkyl(C₃-C₇cycloalkyl), (4- to 7-membered heterocycloalkyl)C₀-C₄alkyl-O- having 1, 2, or 3 heteroatoms independently selected from N, O, and S; (5- or 6- membered unsaturated or aromatic heterocycle)C₀-C₄alkyl-O- having 1, 2, or 3 heteroatoms independently

selected from N, O, and S; $-\text{O}(\text{CH}_2)_{2-4}\text{O}(\text{CH}_2)_{8-18}$, $-\text{OC}(\text{R}^{75a})_2\text{OC}(\text{O})\text{OR}^{75b}$, $-\text{OC}(\text{R}^{75a})_2\text{OC}(\text{O})\text{R}^{75b}$, $-\text{NR}^9\text{R}^{10}$, an N-linked amino acid or an N-linked amino acid ester and each R^{75} can be optionally substituted;

[0223] R^{75a} is independently selected at each occurrence from hydrogen, C_1 - C_8 alkyl, C_2 - C_8 alkenyl, C_2 - C_8 alkynyl, (aryl) C_0 - C_4 alkyl-, (aryl) C_2 - C_8 alkenyl- or (aryl) C_2 - C_8 alkynyl-; or

[0224] two R^{75a} groups can be taken together with the carbon that they are bonded to form a 3-6 membered heterocycloalkyl having 1, 2, or 3 heteroatoms independently selected from N, O, and S, or a 3-6 membered carbocyclic ring.

[0225] R^{75b} is independently selected at each occurrence from C_1 - C_8 alkyl, C_2 - C_8 alkenyl, C_2 - C_8 alkynyl, (aryl) C_0 - C_4 alkyl, (aryl) C_2 - C_8 alkenyl or (aryl) C_2 - C_8 alkynyl.

[0226] R^{76} is $-\text{NR}^9\text{C}(\text{O})\text{R}^{77}$ or R^{78} .

[0227] R^{77} and R^{78} are each independently selected from C_1 - C_6 alkyl, C_1 - C_6 haloalkyl, C_2 - C_6 alkenyl, C_2 - C_6 alkynyl, (C_3 - C_7 cycloalkyl) C_0 - C_4 alkyl, (aryl) C_0 - C_4 alkyl, (heterocycle) C_0 - C_4 alkyl and (heteroaryl) C_0 - C_4 alkyl wherein each group can be optionally substituted; or each of which (s) may be unsubstituted or substituted with one or more substituents independently selected from, but not limited to, halogen, hydroxyl, nitro, cyano, amino, oxo, $-\text{B}(\text{OH})_2$, $-\text{Si}(\text{CH}_3)_3$, $-\text{COOH}$, $-\text{CONH}_2$, $-\text{P}(\text{O})(\text{OH})_2$, C_1 - C_6 alkyl, C_1 - C_6 alkoxy, $-\text{C}_0$ - C_2 alkyl(mono- and di- C_1 - C_4 alkylamino), C_1 - C_6 alkylester, C_1 - C_4 alkylamino, C_1 - C_4 hydroxylalkyl, C_1 - C_2 haloalkyl, and C_1 - C_2 haloalkoxy.

[0228] In certain embodiments, R^{80} is selected from the structures of Figure 6.

[0229] In certain embodiments, R^{81} is selected from the structures of Figure 7

[0230] In certain embodiments, R^{82} is selected from the structures of Figure 8.

[0231] In certain embodiments, R^{72} is selected from the structures of Figure 9.

[0232] In certain embodiments, R^{83} is selected from the structures of Figure 10.

[0233] In certain embodiments, R^{84} is selected from the structures of Figure 11.

[0234] In certain embodiments, R^{85} is selected from the structures of Figure 12.

[0235] In certain embodiments, R^{86} is selected from the structures of Figure 13.

[0236] In one embodiment, two R^{75} groups in a $\text{P}(\text{O})\text{R}^{75}\text{R}^{75}$ phosphonate can come together to form a heterocyclic ring that can be optionally substituted with an R^{100} group, wherein R^{100} is aryl, heteroaryl, heterocycle, alkyl, alkenyl, alkynyl and cycloalkyl. See for example: HepDirect (Cyclic 1-aryl-1,3-propanyl esters) Prodrugs: Activation via CYP-mediated oxidation of the benzylic carbon. See Hecker, S. J. *et al. J. Med. Chem.* 2007, 50, 3891–3896.

[0237] In certain embodiments, R^{87} is selected from the structures of Figure 14.

Non-limiting R^{12}/R^{13} Embodiments

[0238] In one embodiment, R^{12} is R^{84} and R^{13} is R^{80} .

[0239] In one embodiment, R^{12} is R^{84} and R^{13} is R^{81} .

[0240] In one embodiment, R^{12} is R^{84} and R^{13} is R^{82} .

[0241] In one embodiment, R^{12} is R^{84} and R^{13} is R^{83} .

[0242] In one embodiment, R^{12} is R^{84} and R^{13} is R^{85} .

[0243] In one embodiment, R^{12} is R^{84} and R^{13} is R^{86} .

[0244] In one embodiment, R^{12} is R^{84} and R^{13} is R^{87} .

[0245] In one embodiment, R^{12} is R^{86} and R^{13} is R^{80} .

[0246] In one embodiment, R^{12} is R^{86} and R^{13} is R^{81} .

[0247] In one embodiment, R^{12} is R^{86} and R^{13} is R^{82} .

[0248] In one embodiment, R^{12} is R^{86} and R^{13} is R^{83} .

[0249] In one embodiment, R^{12} is R^{86} and R^{13} is R^{84} .

[0250] In one embodiment, R^{12} is R^{86} and R^{13} is R^{85} .

[0251] In one embodiment, R^{12} is R^{86} and R^{13} is R^{87} .

[0252] In one embodiment, R^{13} is R^{84} and R^{12} is R^{80} .

[0253] In one embodiment, R^{13} is R^{84} and R^{12} is R^{81} .

[0254] In one embodiment, R^{13} is R^{84} and R^{12} is R^{82} .

[0255] In one embodiment, R^{13} is R^{84} and R^{12} is R^{83} .

[0256] In one embodiment, R^{13} is R^{84} and R^{12} is R^{85} .

[0257] In one embodiment, R^{13} is R^{84} and R^{12} is R^{86} .

[0258] In one embodiment, R^{13} is R^{84} and R^{12} is R^{87} .

[0259] In one embodiment, R^{13} is R^{86} and R^{12} is R^{80} .

[0260] In one embodiment, R^{13} is R^{86} and R^{12} is R^{81} .

[0261] In one embodiment, R^{13} is R^{86} and R^{12} is R^{82} .

[0262] In one embodiment, R^{13} is R^{86} and R^{12} is R^{83} .

[0263] In one embodiment, R^{13} is R^{86} and R^{12} is R^{84} .

[0264] In one embodiment, R^{13} is R^{86} and R^{12} is R^{85} .

[0265] In one embodiment, R^{13} is R^{86} and R^{12} is R^{87} .

[0266] In one embodiment, R^{12} is aryl and R^{13} is $-P(O)R^{75}R^{75}$.

[0267] In one embodiment, R^{12} is optionally substituted aryl and R^{13} is $-P(O)R^{75}R^{75}$.

[0268] In one embodiment, R^{12} is an optionally substituted saturated or unsaturated heterocycle bonded through a carbon atom in the heterocyclic ring to a carbon atom of ring A in the R^{12} position and R^{13} is $-P(O)R^{75}R^{75}$.

[0269] In one embodiment, R^{12} is an optionally substituted heteroaryl and R^{13} is $-P(O)R^{75}R^{75}$.

[0270] In one embodiment, R^{12} is $-P(O)R^{75}R^{75}$ and R^{13} is aryl.

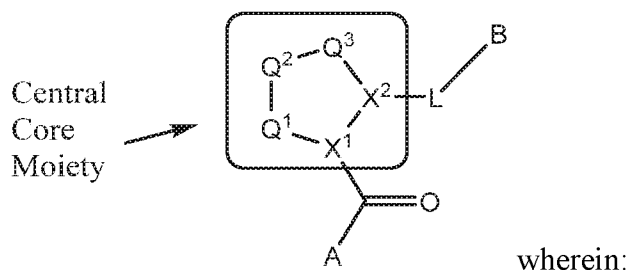
[0271] In one embodiment, R^{12} is $-P(O)R^{75}R^{75}$ and R^{13} is an optionally substituted aryl.

[0272] In one embodiment, R^{12} is $-P(O)R^{75}R^{75}$ and R^{13} is an optionally substituted saturated or unsaturated heterocycle bonded through a carbon atom in the heterocyclic ring to a carbon atom of ring A in the R^{13} position.

[0273] In one embodiment, R^{12} is $-P(O)R^{75}R^{75}$ and R^{13} is optionally substituted heteroaryl.

Central Core Moiety

[0274] The central core moiety in Formula I is illustrated below:



[0275] Q^1 is $N(R^1)$ or $C(R^1R^1)$;

[0276] Q^2 is $C(R^2R^2)$, $C(R^2R^2)-C(R^2R^2)$, S, O, $N(R^2)$ or $C(R^2R^2)O$;

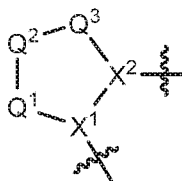
[0277] Q^3 is $N(R^3)$, S, or $C(R^3R^3)$;

[0278] X^1 and X^2 are independently N, CH, or CZ, or X^1 and X^2 together are $C=C$; and

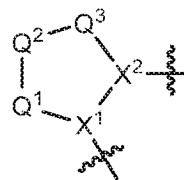
[0279] wherein Q^1 , Q^2 , Q^3 , X^1 , and X^2 are selected such that a stable compound results.

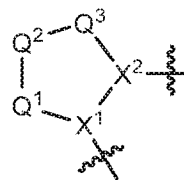
[0280] Any of the structures illustrated herein, e.g., A, B, L or central core can be optionally substituted with 0, 1, 2, 3, or 4, as appropriate, and independently, selected from R^{90} , wherein R^{90} is selected from hydrogen, halogen, hydroxyl, nitro, cyano, amino, C_1 - C_6 alkyl, C_1 - C_6 haloalkyl, C_2 - C_6 alkenyl, C_2 - C_6 alkynyl, C_1 - C_6 thioalkyl, C_1 - C_6 alkoxy, $-JC_3$ - C_7 cycloalkyl, -

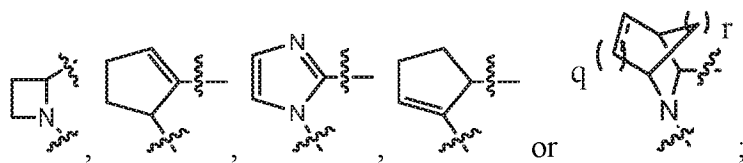
$B(OH)_2$, $-JC(O)NR^9R^{23}$, $-JOSO_2OR^{21}$, $-C(O)(CH_2)_{1-4}S(O)R^{21}$, $-O(CH_2)_{1-4}S(O)NR^{21}R^{22}$, $-JOP(O)(OR^{21})(OR^{22})$, $-JP(O)(OR^{21})(OR^{22})$, $-JOP(O)(OR^{21})R^{22}$, $-JP(O)(OR^{21})R^{22}$, $-JOP(O)R^{21}R^{22}$, $-JP(O)R^{21}R^{22}$, $-JSP(O)(OR^{21})(OR^{22})$, $-JSP(O)(OR^{21})(R^{22})$, $-JSP(O)(R^{21})(R^{22})$, $-JNR^9P(O)(NHR^{21})(NHR^{22})$, $-JNR^9P(O)(OR^{21})(NHR^{22})$, $-JNR^9P(O)(OR^{21})(OR^{22})$, $-JC(S)R^{21}$, $-JNR^{21}SO_2R^{22}$, $-JNR^9S(O)NR^{10}R^{22}$, $-JNR^9SO_2NR^{10}R^{22}$, $-JSO_2NR^9COR^{22}$, $-JSO_2NR^9CONR^{21}R^{22}$, $-JNR^{21}SO_2R^{22}$, $-JC(O)NR^{21}SO_2R^{22}$, $-JC(NH_2)=NR^{22}$, $-JCH(NH_2)NR^9S(O)_2R^{22}$, $-JOC(O)NR^{21}R^{22}$, $-JNR^{21}C(O)OR^{22}$, $-JNR^{21}OC(O)R^{22}$, $-(CH_2)_{1-4}C(O)NR^{21}R^{22}$, $-JC(O)NR^{24}R^{25}$, $-JNR^9C(O)R^{21}$, $-JC(O)R^{21}$, $-JNR^9C(O)NR^{10}R^{22}$, $-CCR^{21}$, $-(CH_2)_{1-4}OC(O)R^{21}$, $-JC(O)OR^{23}$; $SC_1-C_6alkyl(O)=NH$; each of which R^9 may be unsubstituted or substituted with one or more substituents independently selected from halogen, hydroxyl, nitro, cyano, amino, oxo, $-B(OH)_2$, $-Si(CH_3)_3$, $-COOH$, $-CONH_2$, $-P(O)(OH)_2$, C_1-C_6alkyl , $-C_0-C_4alkyl(C_3-C_7cycloalkyl)$, $C_1-C_6alkoxy$, $-C_0-C_4alkyl(mono- and di-C_1-C_4alkylNR^9R^{10})$, $C_1-C_6alkylester$, $C_1-C_4alkylamino$, $C_1-C_4hydroxylalkyl$, $C_1-C_2haloalkyl$, $C_1-C_2haloalkoxy$, $-OC(O)R^9$, $-NR^9C(O)R^{10}$, $-C(O)NR^9R^{10}$, $-OC(O)NR^9R^{10}$, $-NR^9C(O)OR^{10}$, $C_1-C_2haloalkyl$, and $C_1-C_2haloalkoxy$, $S(O)=NHR^{21}$, SF_5 , and $JC(R^9)=NR^{21}$ and SO_2OR^{21} .



[0281] Non-limiting examples of the  ring are illustrated in Figure 5 (any of which can be otherwise substituted with R^1 , $R^{1'}$, R^2 , $R^{2'}$, R^3 , and $R^{3'}$).



[0282] In an alternate embodiment, the  ring is replaced by one of the following core structures:



wherein q is 0, 1, 2 or 3 and r is 1, 2 or 3.

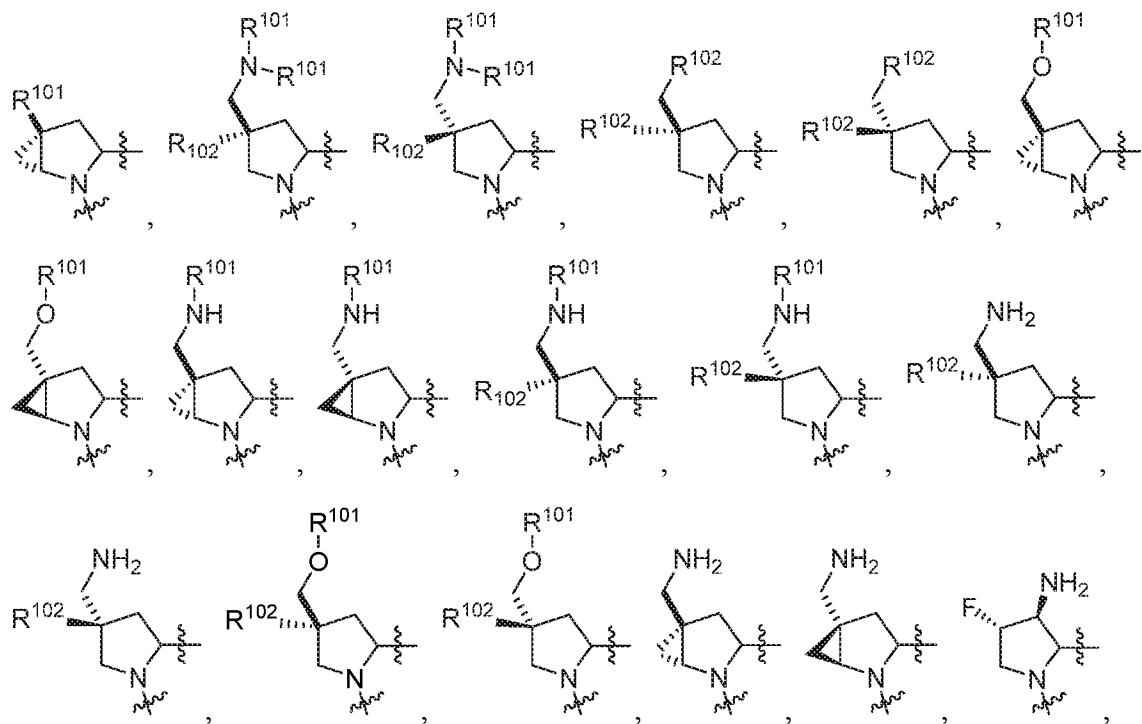
[0283] R and R' are independently selected from H, alkyl, cycloalkyl, cycloalkylalkyl, heterocycle, heterocycloalkyl, aryl, aralkyl, heteroaryl, heteroarylalkyl wherein each group can be optionally substituted or any other substituent group herein that provides the desired properties. In

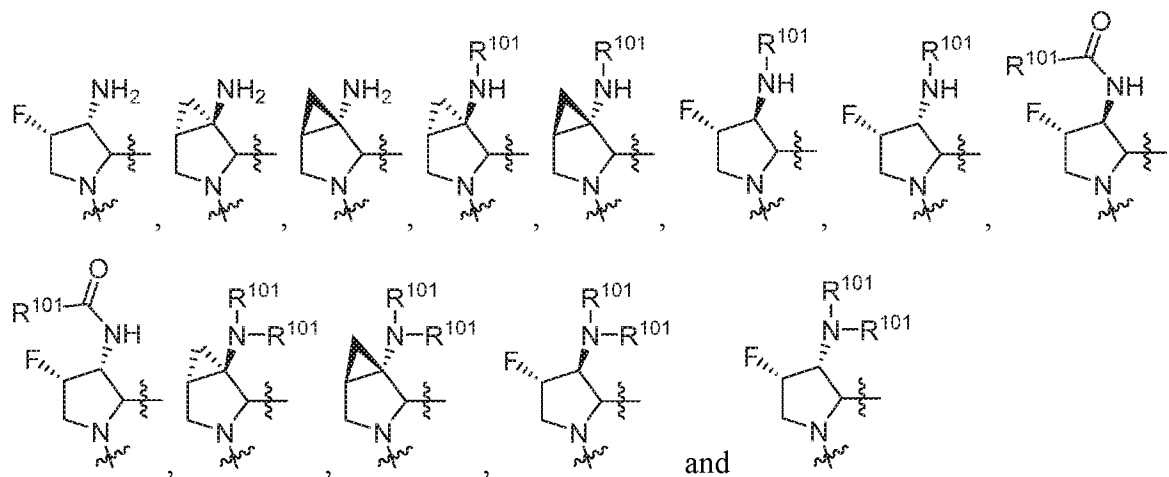
some embodiments, the ring includes one or more chiral carbon atoms. The invention includes embodiments in which the chiral carbon can be provided as an enantiomer, or mixtures of enantiomers, including a racemic mixture. Where the ring includes more than one stereocenter, all of the enantiomers and diastereomers are included in the invention as individual species.

[0284] Z is F, Cl, NH₂, CH₃, CH₂D, CHD₂, or CD₃.

[0285] R¹, R^{1'}, R², R^{2'}, R³, and R^{3'} are independently selected at each occurrence, as appropriate, and only where a stable compound results, from hydrogen, halogen, hydroxyl, nitro, cyano, amino, C₁-C₆alkyl, C₂-C₆alkenyl, C₂-C₆alkynyl, C₁-C₆alkoxy, C₂-C₆alkynyl, C₂-C₆alkanoyl, C₁-C₆thioalkyl, hydroxyC₁-C₆alkyl, aminoC₁-C₆alkyl, -C₀-C₄alkylNR⁹R¹⁰, -C(O)OR⁹, -OC(O)R⁹, -NR⁹C(O)R¹⁰, -C(O)NR⁹R¹⁰, -OC(O)NR⁹R¹⁰, -NR⁹C(O)OR¹⁰, C₁-C₂haloalkyl, and C₁-C₂haloalkoxy, where R⁹ and R¹⁰ are independently selected at each occurrence from hydrogen, C₁-C₆alkyl, (C₃-C₇cycloalkyl)C₀-C₄alkyl, -C₀-C₄alkyl(C₃-C₇cycloalkyl), and -O-C₀-C₄alkyl(C₃-C₇cycloalkyl).

[0286] In one embodiment, the core is selected from





[0287] is C₁-C₄ alkyl or C₃-C₇ cycloalkyl.

[0288] R¹⁰² is C₁-C₄ alkyl, fluorine, chlorine, or bromine.

Non-limiting Central Core Embodiments

[0289] In alternative embodiments, R^1 and $R^{1'}$ or R^3 and $R^{3'}$ may be taken together to form a 3- to 6-membered carbocyclic spiro ring or a 3- to 6-membered heterocyclic spiro ring containing 1 or 2 heteroatoms independently selected from N, O, or S; R^2 and $R^{2'}$ may be taken together to form a 3- to 6-membered carbocyclic spiro ring; or R^2 and $R^{2'}$ may be taken together to form a 3- to 6-membered heterocyclic spiro ring; each of which ring may be unsubstituted or substituted with 1 or more substituents independently selected from halogen (and in particular F), hydroxyl, cyano, -COOH, C₁-C₄alkyl (including in particular methyl), C₂-C₄alkenyl, C₂-C₄alkynyl, C₁-C₄alkoxy, C₂-C₄alkanoyl, hydroxyC₁-C₄alkyl, (mono- and di-C₁-C₄alkylamino)C₀-C₄alkyl, -C₀-C₄alkyl(C₃-C₇cycloalkyl), -O-C₀-C₄alkyl(C₃-C₇cycloalkyl), C₁-C₂haloalkyl, and C₁-C₂haloalkoxy.

[0290] In alternative embodiments, R^1 and R^2 may be taken together to form a 3-membered carbocyclic ring; R^1 and R^2 may be taken together to form a 4- to 6-membered carbocyclic or aryl ring or a 4- to 6-membered heterocyclic or heteroaryl ring containing 1 or 2 heteroatoms independently selected from N, O, and S; or R^2 and R^3 , if bound to adjacent carbon atoms, may be taken together to form a 3- to 6-membered carbocyclic or aryl ring or a 3- to 6-membered heterocyclic or heteroaryl ring; each of which ring may be unsubstituted or substituted with 1 or more substituents independently selected from halogen (and in particular F), hydroxyl, cyano, -COOH, C₁-C₄alkyl (including in particular methyl), C₂-C₄alkenyl, C₂-C₄alkynyl, C₁-C₄alkoxy, C₂-C₄alkanoyl, hydroxyC₁-C₄alkyl, (mono- and di-C₁-C₄alkylamino)C₀-C₄alkyl, -C₀-C₄alkyl(C₃-C₇cycloalkyl), -O-C₀-C₄alkyl(C₃-C₇cycloalkyl), C₁-C₂haloalkyl, and C₁-C₂haloalkoxy.

[0291] In one embodiment, the central core moiety is proline.

[0292] In one embodiment, the central core moiety is 4-fluoroproline.

[0293] In one embodiment, R^1 , $R^{1'}$, $R^{2'}$, R^3 , and $R^{3'}$, if present, are all hydrogen; and R^2 is fluoro.

[0294] In one embodiment, R^1 , $R^{1'}$, $R^{2'}$, and $R^{3'}$, if present, are all hydrogen; and R^2 is fluoro and R^3 is -C₀-C₄alkyl(C₃-C₇cycloalkyl) or -O-C₀-C₄alkyl(C₃-C₇cycloalkyl).

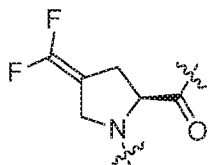
[0295] In one embodiment, R^1 and R^2 are taken together to form a 3- to 6-membered cycloalkyl group, and $R^{1'}$, $R^{2'}$, R^3 , and $R^{3'}$, where present, are all hydrogen.

[0296] In one embodiment, R^1 , $R^{1'}$, R^3 , and $R^{3'}$, if present, are all hydrogen, and R^2 and $R^{2'}$ are taken together to form a 5- or 6-membered heterocycloalkyl group having 1 or 2 oxygen atoms.

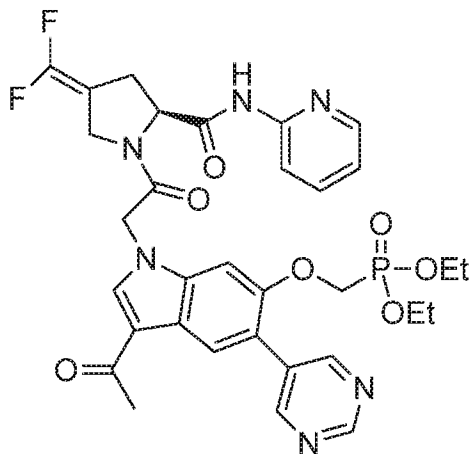
[0297] In one embodiment, R^1 is hydrogen and R^2 is fluoro.

[0298] In one embodiment, R^1 and R^2 are joined to form a 3 membered ring.

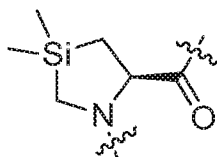
[0299] The disclosure includes the use of compounds of Formula I in which the central pyrrolidine is vinyl substituted, for example:



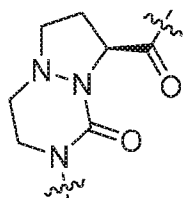
[0300] In one embodiment, the compound of Formula I has the structure:



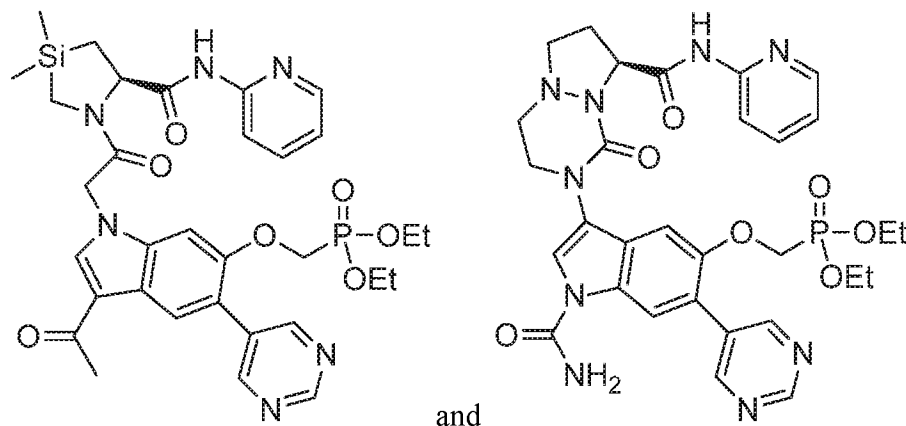
[0301] In one embodiment, the central pyrrolidine is modified by addition of a second heteroatom to a pyrrolidine ring, such as N, O, S, Si, or B, for example:



[0302] Another modification within the scope of the disclosure is joining a substituent on the central pyrrolidine ring to R^7 or R^8 to form a 5- to 6- membered heterocyclic ring, for example:

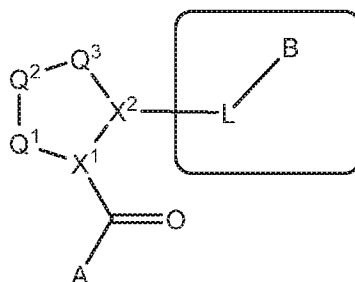


[0303] Example of compounds having the modifications disclosed above include:

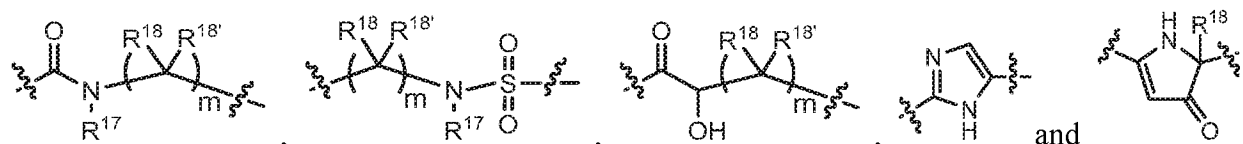


Central Core L-B Substituents

[0304] The central core **L-B substituents** in Formula I are illustrated below:



[0305] L is a bond or is selected from the formulas:



where R^{17} is hydrogen, C_1 - C_6 alkyl, or $-C_0$ - C_4 alkyl(C_3 - C_7 cycloalkyl) and R^{18} and $R^{18'}$ are independently selected from hydrogen, halogen, hydroxymethyl, and methyl; and m is 0, 1, 2, or 3.

[0306] B is a monocyclic or bicyclic carbocyclic; a monocyclic or bicyclic carbocyclic-oxy group; a monocyclic, bicyclic, or tricyclic heterocyclic group having 1, 2, 3, or 4 heteroatoms independently selected from N, O, and S and from 4 to 7 ring atoms per ring; C_2 - C_6 alkenyl; C_2 - C_6 alkynyl; $-(C_0$ - C_4 alkyl)(aryl); $-(C_0$ - C_4 alkyl)(heteroaryl); or $-(C_0$ - C_4 alkyl)(biphenyl).

[0307] Each of which B is unsubstituted or substituted with one or more substituents independently selected from R^{33} and R^{34} , and 0 or 1 substituents selected from R^{35} and R^{36} :

[0308] R³³ is independently selected from halogen, hydroxyl, -COOH, cyano, C₁-C₆alkyl, C₂-C₆alkanoyl, C₁-C₆alkoxy, -C₀-C₄alkylNR⁹R¹⁰, -SO₂R⁹, C₁-C₂haloalkyl, and C₁-C₂haloalkoxy;

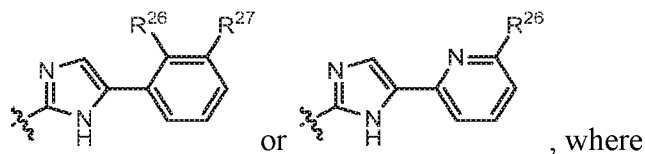
[0309] R³⁴ is independently selected from nitro, C₂-C₆alkenyl, C₂-C₆alkynyl, C₁-C₆thioalkyl, -JC₃-C₇cycloalkyl, -B(OH)₂, -JC(O)NR⁹R²³, -JOSO₂OR²¹, -C(O)(CH₂)₁₋₄S(O)R²¹, -O(CH₂)₁₋₄S(O)NR²¹R²², -JOP(O)(OR²¹)(OR²²), -JP(O)(OR²¹)(OR²²), -JOP(O)(OR²¹)R²², -JP(O)(OR²¹)R²², -JOP(O)R²¹R²², -JP(O)R²¹R²², -JSP(O)(OR²¹)(OR²²), -JSP(O)(OR²¹)(R²²), -JSP(O)(R²¹)(R²²), -JNR⁹P(O)(NHR²¹)(NHR²²), -JNR⁹P(O)(OR²¹)(NHR²²), -JNR⁹P(O)(OR²¹)(OR²²), -JC(S)R²¹, -JNR²¹SO₂R²², -JNR⁹S(O)NR¹⁰R²², -JNR⁹SO₂NR¹⁰R²², -JSO₂NR⁹COR²², -JSO₂NR⁹CONR²¹R²², -JNR²¹SO₂R²², -JC(O)NR²¹SO₂R²², -JC(NH₂)NR²², -JC(NH₂)NR⁹S(O)₂R²², -JOC(O)NR²¹R²², -JNR²¹C(O)OR²², -JNR²¹OC(O)R²², -(CH₂)₁₋₄C(O)NR²¹R²², -JC(O)NR²⁴R²⁵, -JNR⁹C(O)R²¹, -JC(O)R²¹, -JNR⁹C(O)NR¹⁰R²², -CCR²¹, -(CH₂)₁₋₄OC(O)R²¹, and -JC(O)OR²³; each of which R³⁴ may be unsubstituted or substituted with one or more substituents independently selected from halogen, hydroxyl, nitro, cyano, amino, oxo, -B(OH)₂, -Si(CH₃)₃, -COOH, -CONH₂, -P(O)(OH)₂, C₁-C₆alkyl, -C₀-C₄alkyl(C₃-C₇cycloalkyl), C₁-C₆alkoxy, -C₀-C₂alkyl(mono- and di-C₁-C₄alkylamino), C₁-C₆alkylester, C₁-C₄alkylamino, C₁-C₄hydroxylalkyl, C₁-C₂haloalkyl, and C₁-C₂haloalkoxy;

[0310] R³⁵ is independently selected from naphthyl, naphthyloxy, indanyl, (4- to 7-membered heterocycloalkyl)C₀-C₄alkyl containing 1 or 2 heteroatoms selected from N, O, and S, and bicyclic heterocycle containing 1, 2, or 3 heteroatoms independently selected from N, O, and S, and containing 4- to 7- ring atoms in each ring; each of which R³⁵ is unsubstituted or substituted with one or more substituents independently selected from halogen, hydroxyl, nitro, cyano, C₁-C₆alkyl, C₂-C₆alkenyl, C₂-C₆alkanoyl, C₁-C₆alkoxy, (mono- and di-C₁-C₆alkylamino)C₀-C₄alkyl, C₁-C₆alkylester, -C₀-C₄alkyl(C₃-C₇cycloalkyl), -SO₂R⁹, C₁-C₂haloalkyl, and C₁-C₂haloalkoxy; and

[0311] R³⁶ is independently selected from tetrazolyl, (phenyl)C₀-C₂alkyl, (phenyl)C₁-C₂alkoxy, phenoxy, and 5- or 6-membered heteroaryl containing 1, 2, or 3 heteroatoms independently selected from N, O, B, and S, each of which R³⁶ is unsubstituted or substituted with one or more substituents independently selected from halogen, hydroxyl, nitro, cyano, C₁-C₆alkyl, C₂-C₆alkenyl, C₂-C₆alkanoyl, C₁-C₆alkoxy, (mono- and di-C₁-C₆alkylamino)C₀-C₄alkyl, C₁-C₆alkylester, -C₀-C₄alkyl(C₃-C₇cycloalkyl), -SO₂R⁹, -OSi(CH₃)₂C(CH₃)₃, -Si(CH₃)₂C(CH₃)₃, C₁-C₂haloalkyl, and C₁-C₂haloalkoxy.

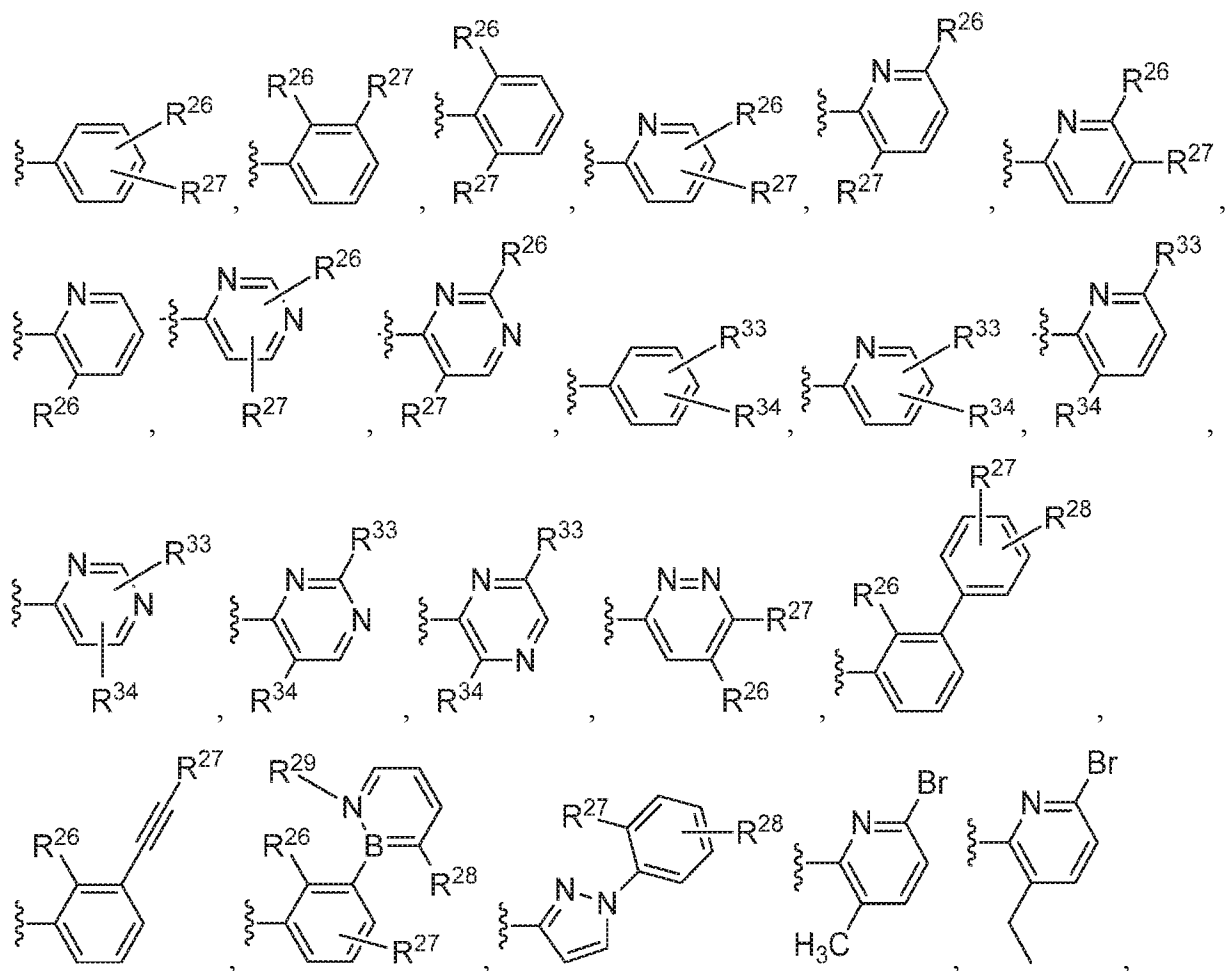
[0312] J is independently selected at each occurrence from a covalent bond, C₁-C₄alkylene, -OC₁-C₄alkylene, C₂-C₄alkenylene, and C₂-C₄alkynylene.

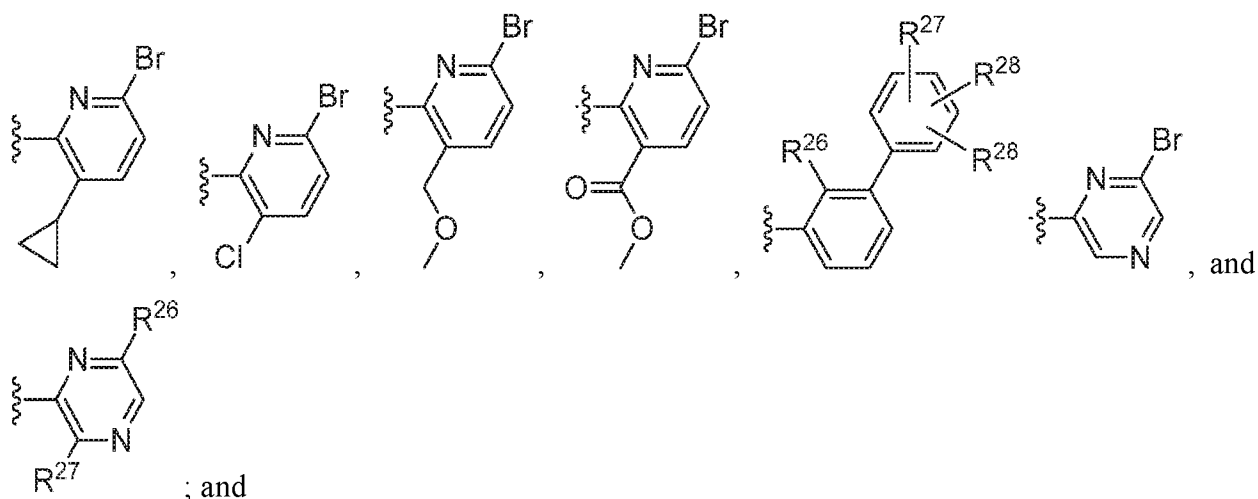
[0313] In one embodiment, -L-B- is



R²⁶ and R²⁷ are independently selected from hydrogen, halogen, hydroxyl, nitro, cyano, C₁-C₆alkyl, C₂-C₆alkenyl, C₂-C₆alkanoyl, C₁-C₆alkoxy, C₁-C₆thioalkyl, -C₀-C₄alkyl(mono- and di-C₁-C₆alkylamino), -C₀-C₄alkyl(C₃-C₇cycloalkyl), -C₀-C₄alkoxy(C₃-C₇cycloalkyl), C₁-C₂haloalkyl, C₁-C₂haloalkoxy, and C₁-C₂haloalkylthio.

[0314] In one embodiment, B is:



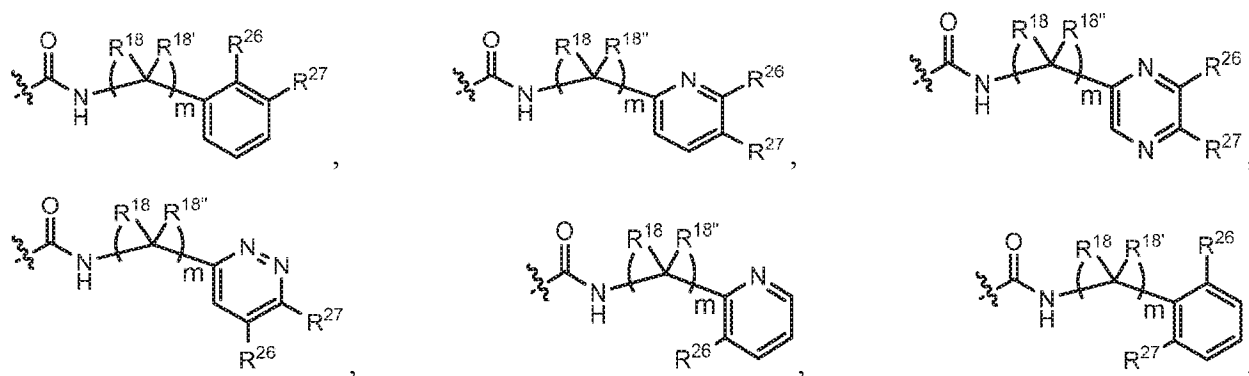


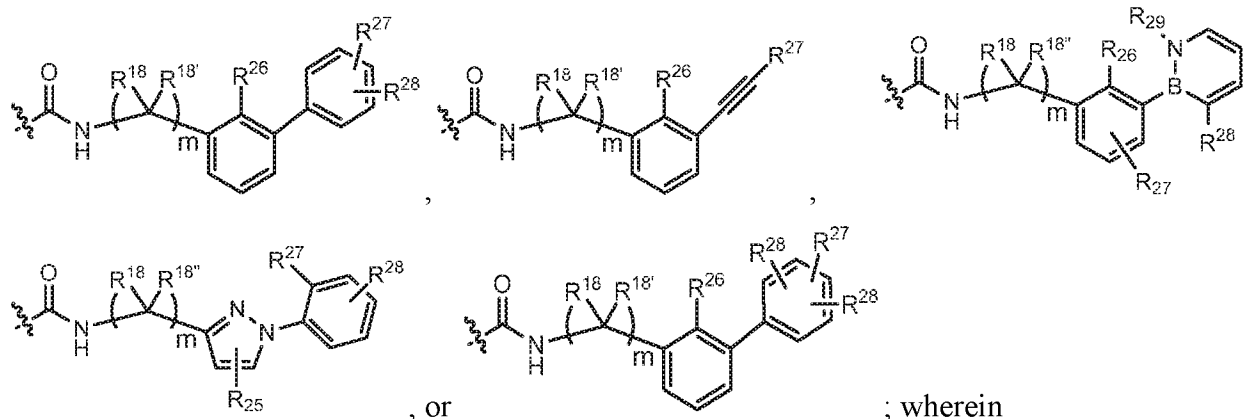
wherein

[0315] R^{26} , R^{27} , and R^{28} are independently selected from hydrogen, halogen, hydroxyl, nitro, cyano, C_1 - C_6 alkyl, C_2 - C_6 alkenyl, C_2 - C_6 alkanoyl, C_1 - C_6 alkoxy, C_1 - C_6 thioalkyl, (mono- and di- C_1 - C_6 alkylamino) C_0 - C_4 alkyl, (C_3 - C_7 cycloalkyl) C_0 - C_4 alkyl, (aryl) C_0 - C_4 alkyl-, (heteroaryl) C_0 - C_4 alkyl-, and - C_0 - C_4 alkoxy(C_3 - C_7 cycloalkyl); each of which R^{26} , R^{27} , and R^{28} other than hydrogen, halogen, hydroxyl, nitro, cyano, is unsubstituted or substituted with one or more substituents independently selected from halogen, hydroxyl, amino, C_1 - C_2 alkoxy, C_1 - C_2 haloalkyl, (C_3 - C_7 cycloalkyl) C_0 - C_4 alkyl-, and C_1 - C_2 haloalkoxy.

Non-Limiting L-B Embodiments

[0316] In another embodiment, -L-B- is





[0317] R^{18} and $R^{18'}$ are independently selected from hydrogen, halogen, hydroxymethyl, and methyl; and m is 0 or 1; and

[0318] R^{26} , R^{27} , and R^{28} are independently selected from hydrogen, halogen, hydroxyl, nitro, cyano, C_1 - C_6 alkyl, C_2 - C_6 alkenyl, C_2 - C_6 alkanoyl, C_1 - C_6 alkoxy, C_1 - C_6 thioalkyl, (mono- and di- C_1 - C_6 alkylamino) C_0 - C_4 alkyl, (C_3 - C_7 cycloalkyl) C_0 - C_4 alkyl, (aryl) C_0 - C_4 alkyl-, (heteroaryl) C_0 - C_4 alkyl-, and $-C_0$ - C_4 alkoxy(C_3 - C_7 cycloalkyl); each of which R^{26} , R^{27} , and R^{28} other than hydrogen, halogen, hydroxyl, nitro, cyano, is unsubstituted or substituted with one or more substituents independently selected from halogen, hydroxyl, amino, C_1 - C_2 alkoxy, C_1 - C_2 haloalkyl, (C_3 - C_7 cycloalkyl) C_0 - C_4 alkyl-, and C_1 - C_2 haloalkoxy; and

[0319] R^{29} is hydrogen, C_1 - C_2 alkyl, C_1 - C_2 haloalkyl or $-\text{Si}(\text{CH}_3)_2\text{C}(\text{CH}_3)_3$.

[0320] In one embodiment, m is 0.

[0321] In one embodiment, the disclosure further includes the use of compounds and salts of Formula I in which B is 2-fluoro-3-chlorophenyl. In another embodiment, another carbocyclic, aryl, heterocyclic, or heteroaryl group such as 2-bromo-pyridin-6-yl, 1-(2,2,2-trifluoroethyl)-1H-pyrazol-3-yl, 2,2-dichlorocyclopropylmethyl, or 2-fluoro-3-trimethylsilylphenyl is used.

[0322] In another embodiment, B is phenyl, pyridyl, or indanyl each of which is unsubstituted or substituted with one or more substituents independently selected from hydrogen, halogen, hydroxyl, nitro, cyano, C_1 - C_6 alkyl, C_2 - C_6 alkenyl, C_2 - C_6 alkanoyl, C_1 - C_6 alkoxy, C_1 - C_6 thioalkyl, (mono- and di- C_1 - C_6 alkylamino) C_0 - C_4 alkyl, (C_3 - C_7 cycloalkyl) C_0 - C_4 alkyl, $-C_0$ - C_4 alkoxy(C_3 - C_7 cycloalkyl), (phenyl) C_0 - C_2 alkyl, (pyridyl) C_0 - C_2 alkyl; each of which substituents other than hydrogen, halogen, hydroxyl, nitro, cyano, is unsubstituted or substituted with one or more substituents independently selected from halogen, hydroxyl, amino, C_1 - C_2 alkyl, C_1 - C_2 alkoxy, $-\text{OSi}(\text{CH}_3)_2\text{C}(\text{CH}_3)_3$, $-\text{Si}(\text{CH}_3)_2\text{C}(\text{CH}_3)_3$, C_1 - C_2 haloalkyl, and C_1 - C_2 haloalkoxy.

[0323] In another embodiment, B is phenyl or pyridyl substituted with 1, 2, or 3 substituents selected from chloro, bromo, hydroxyl, $-\text{SCF}_3$, $\text{C}_1\text{-C}_2$ alkyl, $\text{C}_1\text{-C}_2$ alkoxy, trifluoromethyl, phenyl and trifluoromethoxy each of which substituents other than chloro, bromo, hydroxyl, $-\text{SCF}_3$, can be optionally substituted.

[0324] In certain embodiments, B is a 2-fluoro-3-chlorophenyl or a 2-fluoro-3-trifluoromethoxyphenyl group.

[0325] In one embodiment, B is pyridyl, optionally substituted with halogen, $\text{C}_1\text{-C}_2$ alkoxy, and trifluoromethyl.

[0326] In one embodiment, B is phenyl, substituted with 1, 2, or 3 substituents independently selected from halogen, $\text{C}_1\text{-C}_2$ alkyl, $\text{C}_1\text{-C}_2$ alkoxy, trifluoromethyl, and optionally substituted phenyl.

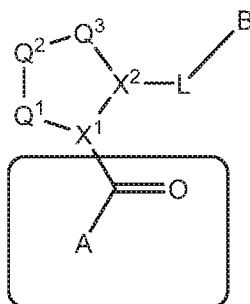
[0327] In one embodiment, R^{23} is independently selected at each occurrence from ($\text{C}_3\text{-C}_7$ cycloalkyl) $\text{C}_0\text{-C}_4$ alkyl, (phenyl) $\text{C}_0\text{-C}_4$ alkyl, (4- to 7-membered heterocycloalkyl) $\text{C}_0\text{-C}_4$ alkyl having 1, 2, or 3 heteroatoms independently selected from N, O, and S, and (5- or 6- membered unsaturated or aromatic heterocycle) $\text{C}_0\text{-C}_4$ alkyl having 1, 2, or 3 heteroatoms independently selected from N, O, and S.

[0328] In one embodiment, B is selected from the structures of Figure 15. where R^{27} is hydrogen, methyl, or trifluoromethyl; R^{28} is hydrogen or halogen; and R^{29} is hydrogen, methyl, trifluoromethyl, or $-\text{Si}(\text{CH}_3)_2\text{C}(\text{CH}_3)_3$.

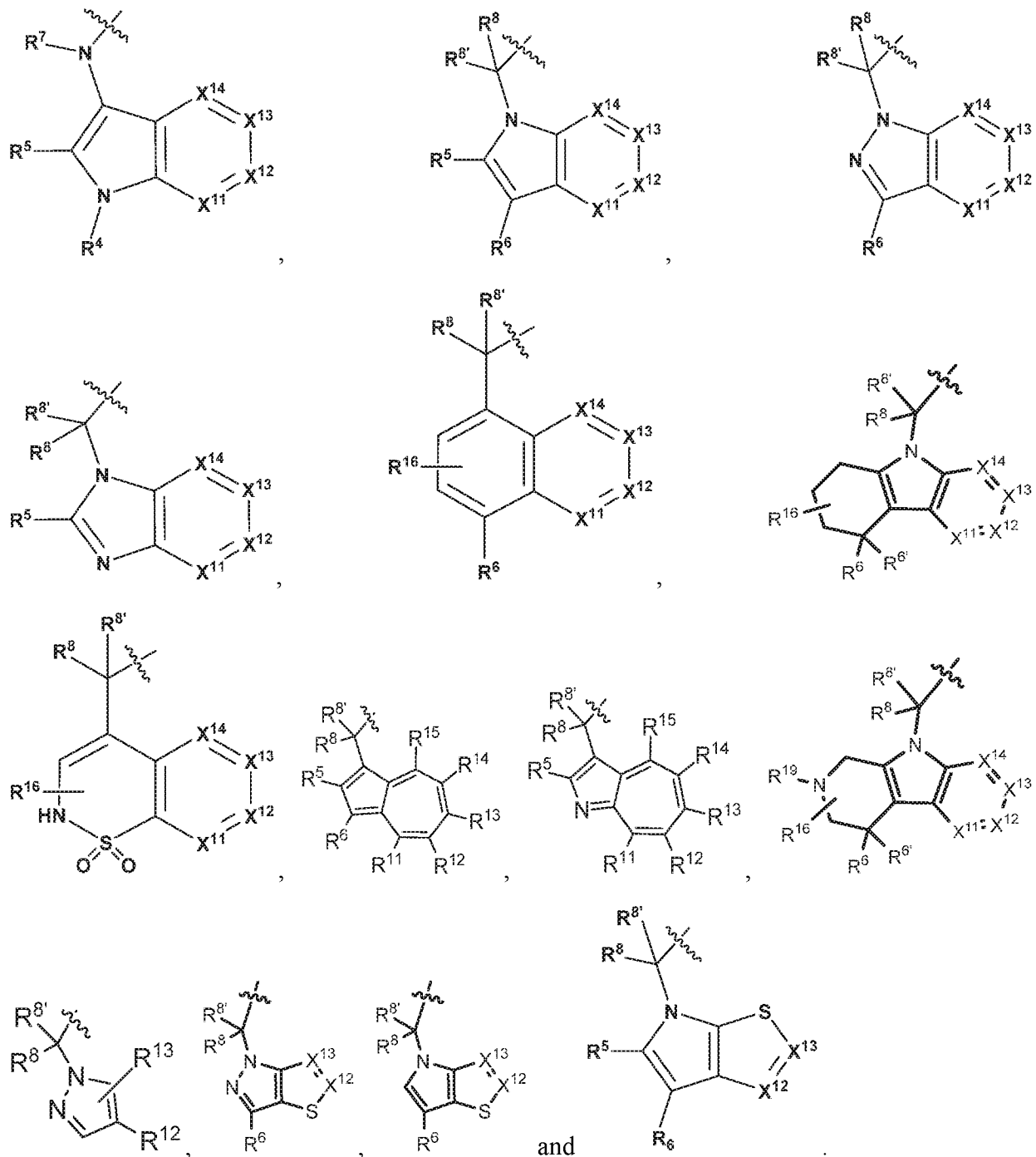
[0329] In an alternative embodiment, B is selected from the structures of Figure 16.

Central Core (C=O)A Substituent

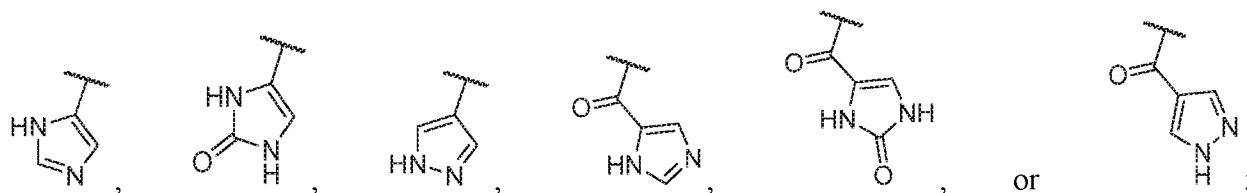
[0330] The central core (C=O)A substituent in Formula I is illustrated below:



[0331] A is a group selected from:



[0332] R⁴ is selected from -CHO, -CONH₂, C₂-C₆alkanoyl, hydrogen, -SO₂NH₂, -C(CH₂)₂F, -CH(CF₃)NH₂, C₁-C₆alkyl, -C₀-C₄alkyl(C₃-C₇cycloalkyl), -C(O)C₀-C₂alkyl(C₃-C₇cycloalkyl),



each of which R^4 other than hydrogen, $-CHO$, and $-CONH_2$, is unsubstituted or substituted with one or more of amino, imino, halogen, hydroxyl, cyano, cyanoimino, C_1 - C_2 alkyl, C_1 - C_2 alkoxy, $-C_0$ - C_2 alkyl(mono- and di- C_1 - C_4 alkylamino), C_1 - C_2 haloalkyl, and C_1 - C_2 haloalkoxy.

[0333] R^5 and R^6 are independently selected from $-CHO$, $-C(O)NH_2$, $-C(O)NH(CH_3)$, C_2 - C_6 alkanoyl, hydrogen, hydroxyl, halogen, cyano, nitro, $-COOH$, $-SO_2NH_2$, vinyl, C_1 - C_6 alkyl (including methyl), C_2 - C_6 alkenyl, C_1 - C_6 alkoxy, $-C_0$ - C_4 alkyl(C_3 - C_7 cycloalkyl), $-C(O)C_0$ - C_4 alkyl(C_3 - C_7 cycloalkyl), $-P(O)(OR^9)_2$, $-OC(O)R^9$, $-C(O)OR^9$, $-C(O)N(CH_2CH_2R^9)(R^{10})$, $-NR^9C(O)R^{10}$, phenyl, or 5- to 6-membered heteroaryl.

[0334] Each R^5 and R^6 other than hydrogen, hydroxyl, cyano, and $-COOH$ is unsubstituted or optionally substituted. For example, R^5 and R^6 other than hydrogen, hydroxyl, cyano, and $-COOH$ may be substituted with one or more substituents independently selected from halogen, hydroxyl, amino, imino, cyano, cyanoimino, C_1 - C_2 alkyl, C_1 - C_4 alkoxy, $-C_0$ - C_2 alkyl(mono- and di- C_1 - C_4 alkylamino), C_1 - C_2 haloalkyl, and C_1 - C_2 haloalkoxy.

[0335] R^6 is hydrogen, halogen, hydroxyl, C_1 - C_4 alkyl, $-C_0$ - C_4 alkyl(C_3 - C_7 cycloalkyl), or C_1 - C_4 alkoxy; or R^6 and R^6' may be taken together to form an oxo, vinyl, or imino group.

[0336] R^7 is hydrogen, C_1 - C_6 alkyl, or $-C_0$ - C_4 alkyl(C_3 - C_7 cycloalkyl).

[0337] R^8 and $R^{8'}$ are independently selected from hydrogen, halogen, hydroxyl, C_1 - C_6 alkyl, $-C_0$ - C_4 alkyl(C_3 - C_7 cycloalkyl), C_1 - C_6 alkoxy, and $(C_1$ - C_4 alkylamino) C_0 - C_2 alkyl; or R^8 and $R^{8'}$ are taken together to form an oxo group; or R^8 and $R^{8'}$ can be taken together with the carbon that they are bonded to form a 3-membered carbocyclic ring.

[0338] R^{16} is absent or may include one or more substituents independently selected from halogen, hydroxyl, nitro, cyano, C_1 - C_6 alkyl, C_2 - C_6 alkenyl, C_2 - C_6 alkanoyl, C_1 - C_6 alkoxy, $-C_0$ - C_4 alkyl(mono- and di- C_1 - C_6 alkylamino), $-C_0$ - C_4 alkyl(C_3 - C_7 cycloalkyl), C_1 - C_2 haloalkyl, and C_1 - C_2 haloalkoxy.

[0339] R^{19} is hydrogen, C_1 - C_6 alkyl, C_2 - C_6 alkenyl, C_2 - C_6 alkanoyl, $-SO_2C_1$ - C_6 alkyl, (mono- and di- C_1 - C_6 alkylamino) C_1 - C_4 alkyl, $-C_0$ - C_4 alkyl(C_3 - C_7 cycloalkyl), $-C_0$ - C_4 alkyl(C_3 - C_7 heterocycloalkyl), $-C_0$ - C_4 alkyl(aryl), C_0 - C_4 alkyl(heteroaryl), and wherein R^{19} other than

hydrogen is unsubstituted or substituted with one or more substituents independently selected from halogen, hydroxyl, amino, -COOH, and -C(O)OC₁-C₄alkyl.

[0340] X¹¹ is N or CR¹¹.

[0341] X¹² is N or CR¹².

[0342] X¹³ is N or CR¹³.

[0343] X¹⁴ is N or CR¹⁴.

[0344] No more than 2 of X¹¹, X¹², X¹³, and X¹⁴ are N.

[0345] R¹¹, R¹⁴, and R¹⁵ are independently selected at each occurrence from hydrogen, halogen, hydroxyl, nitro, cyano, -O(PO)(OR⁹)₂, -(PO)(OR⁹)₂, C₁-C₆alkyl, C₂-C₆alkenyl, C₂-C₆alkynyl, C₂-C₆alkenyl(aryl), C₂-C₆alkenyl(cycloalkyl), C₂-C₆alkenyl(heterocycle), C₂-C₆alkenyl(heteroaryl), C₂-C₆alkynyl, C₂-C₆alkynyl(aryl), C₂-C₆alkynyl(cycloalkyl), C₂-C₆alkynyl(heterocycle), C₂-C₆alkynyl(heteroaryl), C₂-C₆alkanoyl, C₁-C₆alkoxy, C₁-C₆thioalkyl, -C₀-C₄alkyl(mono- and di-C₁-C₆alkylamino), -C₀-C₄alkyl(C₃-C₇cycloalkyl), -C₀-C₄alkoxy(C₃-C₇cycloalkyl), C₁-C₂haloalkyl, and C₁-C₂haloalkoxy.

[0346] In one embodiment, R⁵ and R⁶ are independently selected from -CHO, -C(O)NH₂, -C(O)NH(CH₃), C₂-C₆alkanoyl, and hydrogen.

[0347] In one embodiment, each R⁵ and R⁶ other than hydrogen, hydroxyl, cyano, and -COOH is unsubstituted or substituted with one or more substituents independently selected from halogen, hydroxyl, amino, imino, cyano, cyanoimino, C₁-C₂alkyl, C₁-C₄alkoxy, -C₀-C₂alkyl(mono- and di-C₁-C₄alkylamino), C₁-C₂haloalkyl, and C₁-C₂haloalkoxy.

[0348] In one embodiment, R⁸ and R^{8'} are independently hydrogen or methyl.

[0349] In one embodiment, R⁸ and R^{8'} are hydrogen.

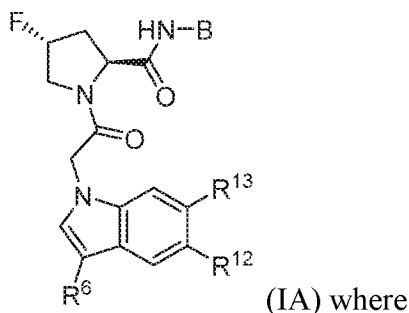
[0350] In one embodiment, R⁷ is hydrogen or methyl.

[0351] In one embodiment, R⁷ is hydrogen.

Embodiments of Formulas IA, IB, IC, and ID

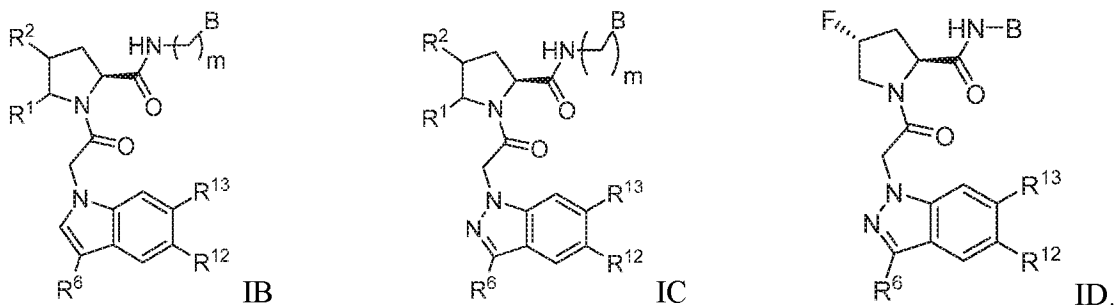
[0352] To further illustrate the invention, various embodiments of Formula IA, IB, IC and ID are provided. These are presented by way of example to show some of the variations among presented compounds to be used within the invention and can be applied to any of the Formulas I-XXX.

[0353] In one aspect, this disclosure includes the use of compounds and salts of Formula IA:



R^6 , R^{13} , and B may carry any of the definitions set forth herein for this variable.

[0354] In another aspect, this disclosure includes the use of compounds and salts of Formula IB, IC, and ID.



[0355] In Formulas IA, IB, IC, and ID, the variables may include any of the definitions set forth herein that results in a stable compound. In certain embodiments, the following conditions apply for Formula IB and IC.

[0356] In some embodiments, structures are provided including Formulas IB and IC, wherein $m=0$, R^1 is H, R^2 is F, R^6 is alkanoyl, R^{12} is heteroaryl, R^{13} is phosphonate, and B is heteroaryl.

[0357] In some embodiments, structures are provided including Formulas IB and IC, wherein $m=0$, R^1 and R^2 are joined to form a 3 membered ring, R^6 is alkanoyl, R^{12} is heteroaryl, R^{13} is phosphonate, and B is heteroaryl.

[0358] In some embodiments, structures are provided including Formulas IB and IC, wherein $m=0$, R^1 is H, R^2 is F, R^6 is amide, R^{12} is heteroaryl, R^{13} is phosphonate, and B is heteroaryl.

[0359] In some embodiments, structures are provided including Formulas IB and IC, wherein $m=0$, R^1 and R^2 are joined to form a 3 membered ring, R^6 is amide, R^{12} is heteroaryl, R^{13} is phosphonate, and B is heteroaryl.

[0360] In some embodiments, structures are provided including Formulas IB and IC, wherein $m=0$, R^1 is H, R^2 is F, R^6 is alkanoyl, R^{12} is phosphonate, R^{13} is heteroaryl, and B is heteroaryl.

[0361] In some embodiments, structures are provided including Formulas IB and IC, wherein $m=0$, R^1 and R^2 are joined to form a 3 membered ring, R^6 is alkanoyl, R^{12} is phosphonate, R^{13} is heteroaryl, and B is heteroaryl.

[0362] In some embodiments, structures are provided including Formulas IB and IC, wherein $m=0$, R^1 is H, R^2 is F, R^6 is amide, R^{12} is phosphonate, R^{13} is heteroaryl, and B is heteroaryl.

[0363] In some embodiments, structures are provided including Formulas IB and IC, wherein $m=0$, R^1 and R^2 are joined to form a 3 membered ring, R^6 is amide, R^{12} is phosphonate, R^{13} is heteroaryl, and B is heteroaryl.

[0364] In some embodiments, structures are provided including Formulas IB and IC, wherein $m=0$, R^1 is H, R^2 is F, R^6 is alkanoyl, R^{12} is heteroaryl, R^{13} is phosphonate, and B is phenyl.

[0365] In some embodiments, structures are provided including Formulas IB and IC, wherein $m=0$, R^1 and R^2 are joined to form a 3 membered ring, R^6 is alkanoyl, R^{12} is heteroaryl, R^{13} is phosphonate, and B is phenyl.

[0366] In some embodiments, structures are provided including Formulas IB and IC, wherein $m=0$, R^1 is H, R^2 is F, R^6 is amide, R^{12} is heteroaryl, R^{13} is phosphonate, and B is phenyl.

[0367] In some embodiments, structures are provided including Formulas IB and IC, wherein $m=0$, R^1 and R^2 are joined to form a 3 membered ring, R^6 is amide, R^{12} is heteroaryl, R^{13} is phosphonate, and B is phenyl.

[0368] In some embodiments, structures are provided including Formulas IB and IC, wherein $m=0$, R^1 is H, R^2 is F, R^6 is alkanoyl, R^{12} is phosphonate, R^{13} is heteroaryl, and B is phenyl.

[0369] In some embodiments, structures are provided including Formulas IB and IC, wherein $m=0$, R^1 and R^2 are joined to form a 3 membered ring, R^6 is alkanoyl, R^{12} is phosphonate, R^{13} is heteroaryl, and B is phenyl.

[0370] In some embodiments, structures are provided including Formulas IB and IC, wherein $m=0$, R^1 is H, R^2 is F, R^6 is amide, R^{12} is phosphonate, R^{13} is heteroaryl, and B is phenyl.

[0371] In some embodiments, structures are provided including Formulas IB and IC, wherein $m=0$, R^1 and R^2 are joined to form a 3 membered ring, R^6 is amide, R^{12} is phosphonate, R^{13} is heteroaryl, and B is phenyl.

[0372] In some embodiments, structures are provided including Formulas IB and IC, wherein $m=1$, R^1 is H, R^2 is F, R^6 is alkanoyl, R^{12} is heteroaryl, R^{13} is phosphonate, and B is heteroaryl.

[0373] In some embodiments, structures are provided including Formulas IB and IC, wherein $m=1$, R^1 and R^2 are joined to form a 3 membered ring, R^6 is alkanoyl, R^{12} is heteroaryl, R^{13} is phosphonate, and B is heteroaryl.

[0374] In some embodiments, structures are provided including Formulas IB and IC, wherein $m=1$, R^1 is H, R^2 is F, R^6 is amide, R^{12} is heteroaryl, R^{13} is phosphonate, and B is heteroaryl.

[0375] In some embodiments, structures are provided including Formulas IB and IC, wherein $m=1$, R^1 and R^2 are joined to form a 3 membered ring, R^6 is amide, R^{12} is heteroaryl, R^{13} is phosphonate, and B is heteroaryl.

[0376] In some embodiments, structures are provided including Formulas IB and IC, wherein $m=1$, R^1 is H, R^2 is F, R^6 is alkanoyl, R^{12} is phosphonate, R^{13} is heteroaryl, and B is heteroaryl.

[0377] In some embodiments, structures are provided including Formulas IB and IC, wherein $m=1$, R^1 and R^2 are joined to form a 3 membered ring, R^6 is alkanoyl, R^{12} is phosphonate, R^{13} is heteroaryl, and B is heteroaryl.

[0378] In some embodiments, structures are provided including Formulas IB and IC, wherein $m=1$, R^1 is H, R^2 is F, R^6 is amide, R^{12} is phosphonate, R^{13} is heteroaryl, and B is heteroaryl.

[0379] In some embodiments, structures are provided including Formulas IB and IC, wherein $m=1$, R^1 and R^2 are joined to form a 3 membered ring, R^6 is amide, R^{12} is phosphonate, R^{13} is heteroaryl, and B is heteroaryl.

[0380] In some embodiments, structures are provided including Formulas IB and IC, wherein $m=1$, R^1 is H, R^2 is F, R^6 is alkanoyl, R^{12} is heteroaryl, R^{13} is phosphonate, and B is phenyl.

[0381] In some embodiments, structures are provided including Formulas IB and IC, wherein $m=1$, R^1 and R^2 are joined to form a 3 membered ring, R^6 is alkanoyl, R^{12} is heteroaryl, R^{13} is phosphonate, and B is phenyl.

[0382] In some embodiments, structures are provided including Formulas IB and IC, wherein $m=1$, R^1 is H, R^2 is F, R^6 is amide, R^{12} is heteroaryl, R^{13} is phosphonate, and B is phenyl.

[0383] In some embodiments, structures are provided including Formulas IB and IC, wherein $m=1$, R^1 and R^2 are joined to form a 3 membered ring, R^6 is amide, R^{12} is heteroaryl, R^{13} is phosphonate, and B is phenyl.

[0384] In some embodiments, structures are provided including Formulas IB and IC, wherein $m=1$, R^1 is H, R^2 is F, R^6 is alkanoyl, R^{12} is phosphonate, R^{13} is heteroaryl, and B is phenyl.

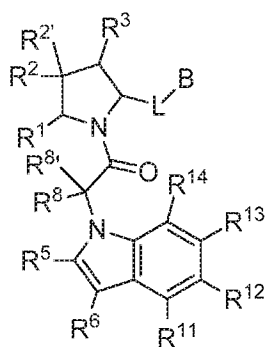
[0385] In some embodiments, structures are provided including Formulas IB and IC, wherein $m=1$, R^1 and R^2 are joined to form a 3 membered ring, R^6 is alkanoyl, R^{12} is phosphonate, R^{13} is heteroaryl, and B is phenyl.

[0386] In some embodiments, structures are provided including Formulas IB and IC, wherein $m=1$, R^1 is H, R^2 is F, R^6 is amide, R^{12} is phosphonate, R^{13} is heteroaryl, and B is phenyl.

[0387] In some embodiments, structures are provided including Formulas IB and IC, wherein $m=1$, R^1 and R^2 are joined to form a 3 membered ring, R^6 is amide, R^{12} is phosphonate, R^{13} is heteroaryl, and B is phenyl.

Embodiments of Formula VII

[0388] To further illustrate the invention, various embodiments of Formula VII are provided that can be used as further described in this application. In one aspect, the disclosure includes uses, as described herein, of compounds and salts of Formula VII:



(VII), wherein:

[0389] R^1 , R^2 , $R^{2'}$, and R^3 are independently selected from hydrogen, halogen, C₁-C₄alkyl, C₁-C₄alkoxy, -C₀-C₂alkylNR⁹R¹⁰, -C₀-C₄alkyl(C₃-C₇cycloalkyl), -O-C₀-C₄alkyl(C₃-C₇cycloalkyl), C₁-C₂haloalkyl, and C₁-C₂haloalkoxy;

[0390] R^8 and $R^{8'}$ are independently selected from hydrogen, halogen, and methyl;

[0391] R^5 is hydrogen, hydroxyl, cyano, -COOH, C₁-C₆alkyl, C₁-C₆alkoxy, C₂-C₆alkanoyl, -C₀-C₄alkyl(C₃-C₇cycloalkyl), -C(O)C₀-C₄alkyl(C₃-C₇cycloalkyl), C₁-C₂haloalkyl, or C₁-C₂haloalkoxy;

[0392] R^6 is -C(O)CH₃, -C(O)NH₂, -C(O)CF₃, -C(O)(cyclopropyl), or -ethyl(cyanoimino); and

[0393] R^{11} and R^{14} are independently selected from hydrogen, halogen, hydroxyl, amino, nitro, cyano, C₁-C₆alkyl, C₂-C₆alkenyl, C₂-C₆alkanoyl, C₁-C₆alkoxy, C₁-C₆thioalkyl, -C₀-C₄alkyl(mono- and di-C₁-C₆alkylamino), -C₀-C₄alkyl(C₃-C₇cycloalkyl), -OC₀-C₄alkyl(C₃-C₇cycloalkyl), C₁-C₂haloalkyl, and C₁-C₂haloalkoxy.

[0394] The use of prodrugs for the treatment of a disorder in a host, typically a human, wherein the disorder is selected from the group disclosed herein are within the scope of the disclosure.

III. PHARMACEUTICAL COMPOSITIONS

[0395] Active compounds described herein can be administered to a host in need thereof as the neat chemical, but are more typically administered as a pharmaceutical composition that includes an effective amount for a host, typically a human, in need of such treatment of an active compound as described herein or its pharmaceutically acceptable salt. Thus, in one embodiment, the disclosure provides pharmaceutical compositions comprising an effective amount of compound or pharmaceutically acceptable salt together with at least one pharmaceutically

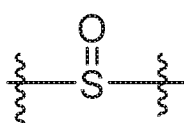
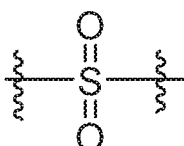
acceptable carrier for any of the uses described herein. The pharmaceutical composition may contain a compound or salt as the only active agent, or, in an alternative embodiment, the compound and at least one additional active agent.

[0396] An effective amount of an active compound as described herein, or the active compound described herein in combination or alternation with, or preceded by, concomitant with or followed by another active agent, can be used in an amount sufficient to (a) inhibit the progression of a disorder mediated by the complement pathway, including an inflammatory, immune, including an autoimmune, disorder or complement Factor D related disorder; (b) cause a regression of an inflammatory, immune, including an autoimmune, disorder or complement Factor D related disorder; or (c) cause a cure of an inflammatory, immune, including an autoimmune, disorder or complement Factor D related disorder.

[0397] The exact amount of the active compound or pharmaceutical composition described herein to be delivered to the host, typically a human, in need thereof, will be determined by the health care provider to achieve the desired clinical benefit.

[0398] In certain embodiments, any of the active compounds can be provided in its N-oxide form to a patient in need thereof. In a different embodiment, an N-oxide of one of the active compounds or a precursor of the active compound is used in a manufacturing scheme. In yet another embodiment, the N-oxide is a metabolite of administration of one of the active compounds herein, and may have independent activity. The N-oxide can be formed by treating the compound of interest with an oxidizing agent to generate an N-oxide compound. For example, a heteroaryl group, for example a pyridyl group, can be treated with an oxidizing agent such as sodium percarbonate in the presence of a rhenium-based catalyst under mild reaction conditions to generate an N-oxide compound. A person skilled in the art will understand that appropriate protecting groups may be necessary to carry out the chemistry. See, Jain, S.L. et al., "Rhenium-Catalyzed Highly Efficient Oxidations of Tertiary Nitrogen Compounds to N-Oxides Using Sodium Percarbonate as Oxygen Source, *Synlett*, 2261-2663, 2006.

[0399] In other embodiments, any of the active compounds can be provided in its sulfoxide or sulfone form to a patient in need thereof. In a different embodiment, a sulfoxide or sulfone of one of the active compounds or a precursor of the active compound is used in a manufacturing scheme. A sulfur atom in a selected compound as described herein can be

oxidized to form a sulfoxide  or a sulfone  using known methods.

For example, the compound 1,3,5-triazo-2,4,6-triphosphorine-2,2,4,4,6,6-tetrachloride (TAPC) is an efficient promoter for the oxidation of sulfides to sulfoxides. *See*, Bahrami, M. et al., “TAPC-Promoted Oxidation of sulfides and Deoxygenation of Sulfoxides”, *J. Org. Chem.*, 75, 6208-6213 (2010). Oxidation of sulfides with 30% hydrogen peroxide catalyzed by tantalum carbide provides sulfoxides in high yields, see, Kirihara, A., et al., “Tantalum Carbide or Niobium Carbide Catalyzed Oxidation of Sulfides with Hydrogen Peroxide: Highly Efficient and Chemoselective Syntheses of Sulfoxides and Sulfones”, *Synlett*, 1557-1561 (2010). Sulfides can be oxidized to sulfones using, for example, niobium carbide as the catalyst, see, Kirihara, A., et al., “Tantalum Carbide or Niobium Carbide Catalyzed Oxidation of Sulfides with Hydrogen Peroxide: Highly Efficient and Chemoselective Syntheses of Sulfoxides and Sulfones”, *Synlett*, 1557-1561 (2010). Urea-hydrogen peroxide adduct is a stable inexpensive and easily handled reagent for the oxidation of sulfides to sulfones, see Varma, R.S. and Naicker, K.P., “The Urea-Hydrogen Peroxide Complex: Solid-State Oxidative Protocols for Hydroxylated Aldehydes and Ketones (Dakin Reaction), Nitriles, Sulfides, and Nitrogen Heterocycles”, *Org. Lett.*, 1, 189-191 (1999). One skilled in the art will appreciate that other heteroatoms, such as nitrogen, may need to be protected and then deprotected while carrying out the oxidation of a sulfur atom to produce the desired compound.

[0400] In certain embodiments the pharmaceutical composition is in a dosage form that contains from about 0.1 mg to about 2000 mg, from about 10 mg to about 1000 mg, from about 100 mg to about 800 mg, or from about 200 mg to about 600 mg of the active compound and optionally from about 0.1 mg to about 2000 mg, from about 10 mg to about 1000 mg, from about 100 mg to about 800 mg, or from about 200 mg to about 600 mg of an additional active agent in a unit dosage form. Examples are dosage forms with at least about 25, 50, 100, 200, 250, 300, 400, 500, 600, 700, 750, 800, 900, 1000, 1100, 1200, 1300, 1400, 1500, 1600, or 1700 mg of active compound, or its salt. In one embodiment, the dosage form has at least about 100 mg, 200 mg, 400 mg, 500 mg, 600 mg, 1000mg, 1200 mg, or 1600 mg of active compound, or its salt. The amount of active compound in the dosage form is calculated without reference to the salt. The dosage form can be administered, for example, once a day (q.d.), twice a day (b.i.d.), three times

a day (t.i.d.), four times a day (q.i.d.), once every other day (Q2d), once every third day (Q3d), as needed, or any dosage schedule that provides treatment of a disorder described herein.

[0401] The pharmaceutical composition may for example include any molar ratio of the active compound and additional active agent that achieves the desired result. For example, the pharmaceutical composition may contain a molar ratio of about 0.5:1, about 1:1, about 2:1, about 3:1 or from about 1.5:1 to about 4:1 of an additional active agent in combination with the active compound (additional active agent:active compound), or its salt, described herein. In one embodiment, the additional active agent is an anti-inflammatory or immunosuppressing agent.

[0402] Compounds disclosed herein or used as described herein may be administered orally, topically, parenterally, by inhalation or spray, sublingually, via implant, including ocular implant, transdermally, via buccal administration, rectally, as an ophthalmic solution, injection, including ocular injection, intravenous, intra-aortal, intracranial, subdermal, intraperitoneal, subcutaneous, transnasal, sublingual, or rectal or by other means, in dosage unit formulations containing conventional pharmaceutically acceptable carriers. For ocular delivery, the compound can be administered, as desired, for example, via intravitreal, intrastromal, intracameral, sub-tenon, sub-retinal, retro-bulbar, peribulbar, suprachoroidal, subchoroidal, choroidal, conjunctival, subconjunctival, episcleral, periocular, transscleral, retrobulbar, posterior juxtasceral, circumcorneal, or tear duct injections, or through a mucus, mucin, or a mucosal barrier, in an immediate or controlled release fashion or via an ocular device.

[0403] The pharmaceutical composition may be formulated as any pharmaceutically useful form, e.g., as an aerosol, a cream, a gel, a gel cap, a pill, a microparticle, a nanoparticle, an injection or infusion solution, a capsule, a tablet, a syrup, a transdermal patch, a subcutaneous patch, a dry powder, an inhalation formulation, in a medical device, suppository, buccal, or sublingual formulation, parenteral formulation, or an ophthalmic solution. Some dosage forms, such as tablets and capsules, are subdivided into suitably sized unit doses containing appropriate quantities of the active components, e.g., an effective amount to achieve the desired purpose.

[0404] Pharmaceutical compositions, and methods of manufacturing such compositions, suitable for administration as contemplated herein are known in the art. Examples of known techniques include, for example, US Patent Nos. 4,983,593, 5,013,557, 5,456,923, 5,576,025, 5,723,269, 5,858,411, 6,254,889, 6,303,148, 6,395,302, 6,497,903, 7,060,296, 7,078,057,

7,404,828, 8,202,912, 8,257,741, 8,263,128, 8,337,899, 8,431,159, 9,028,870, 9,060,938, 9,211,261, 9,265,731, 9,358,478, and 9,387,252, incorporated by reference herein.

[0405] The pharmaceutical compositions contemplated here can optionally include a carrier. Carriers must be of sufficiently high purity and sufficiently low toxicity to render them suitable for administration to the patient being treated. The carrier can be inert or it can possess pharmaceutical benefits of its own. The amount of carrier employed in conjunction with the compound is sufficient to provide a practical quantity of material for administration per unit dose of the compound. Classes of carriers include, but are not limited to binders, buffering agents, coloring agents, diluents, disintegrants, emulsifiers, fillers, flavorants, glidants, lubricants, pH modifiers, preservatives, stabilizers, surfactants, solubilizers, tableting agents, and wetting agents. Some carriers may be listed in more than one class, for example vegetable oil may be used as a lubricant in some formulations and a diluent in others. Exemplary pharmaceutically acceptable carriers include sugars, starches, celluloses, powdered tragacanth, malt, gelatin; talc, and vegetable oils. Examples of other matrix materials, fillers, or diluents include lactose, mannitol, xylitol, microcrystalline cellulose, calcium diphosphate, and starch. Examples of surface active agents include sodium lauryl sulfate and polysorbate 80. Examples of drug complexing agents or solubilizers include the polyethylene glycols, caffeine, xanthene, gentisic acid and cyclodextrins. Examples of disintegrants include sodium starch glycolate, sodium alginate, carboxymethyl cellulose sodium, methyl cellulose, colloidal silicon dioxide, and croscarmellose sodium. Examples of binders include methyl cellulose, microcrystalline cellulose, starch, and gums such as guar gum, and tragacanth. Examples of lubricants include magnesium stearate and calcium stearate. Examples of pH modifiers include acids such as citric acid, acetic acid, ascorbic acid, lactic acid, aspartic acid, succinic acid, phosphoric acid, and the like; bases such as sodium acetate, potassium acetate, calcium oxide, magnesium oxide, trisodium phosphate, sodium hydroxide, calcium hydroxide, aluminum hydroxide, and the like, and buffers generally comprising mixtures of acids and the salts of said acids. Optional other active agents may be included in a pharmaceutical composition, which do not substantially interfere with the activity of the compound of the present invention.

[0406] In certain embodiments, the pharmaceutical composition for administration further includes an active compound as described herein and optionally comprises one or more of a phosphoglyceride; phosphatidylcholine; dipalmitoyl phosphatidylcholine (DPPC);

dioleoylphosphatidyl ethanolamine (DOPE); dioleoyloxypropyltriethylammonium (DOTMA); dioleoylphosphatidylcholine; cholesterol; cholesterol ester; diacylglycerol; diacylglycerolsuccinate; diphosphatidyl glycerol (DPPG); hexanedecanol; fatty alcohol such as polyethylene glycol (PEG); polyoxyethylene-9-lauryl ether; a surface active fatty acid, such as palmitic acid or oleic acid; fatty acid; fatty acid monoglyceride; fatty acid diglyceride; fatty acid amide; sorbitan trioleate (Span®85) glycocholate; sorbitan monolaurate (Span®20); polysorbate 20 (Tween®20); polysorbate 60 (Tween®60); polysorbate 65 (Tween®65); polysorbate 80 (Tween®80); polysorbate 85 (Tween®85); polyoxyethylene monostearate; surfactin; a poloxomer; a sorbitan fatty acid ester such as sorbitan trioleate; lecithin; lysolecithin; phosphatidylserine; phosphatidylinositol; sphingomyelin; phosphatidylethanolamine (cephalin); cardiolipin; phosphatidic acid; cerebroside; dicetylphosphate; dipalmitoylphosphatidylglycerol; stearylamine; dodecylamine; hexadecyl-amine; acetyl palmitate; glycerol ricinoleate; hexadecyl stearate; isopropyl myristate; tyloxapol; poly(ethylene glycol)5000-phosphatidylethanolamine; poly(ethylene glycol)400-monostearate; phospholipid; synthetic and/or natural detergent having high surfactant properties; deoxycholate; cyclodextrin; chaotropic salt; ion pairing agent; glucose, fructose, galactose, ribose, lactose, sucrose, maltose, trehalose, cellbiose, mannose, xylose, arabinose, glucuronic acid, galactoronic acid, mannuronic acid, glucosamine, galatosamine, and neuramic acid; pullulan, cellulose, microcrystalline cellulose, hydroxypropyl methylcellulose (HPMC), hydroxycellulose (HC), methylcellulose (MC), dextran, cyclodextran, glycogen, hydroxyethylstarch, carageenan, glycon, amylose, chitosan, N,O-carboxylmethylchitosan, algin and alginic acid, starch, chitin, inulin, konjac, glucommannan, pustulan, heparin, hyaluronic acid, curdlan, and xanthan, mannitol, sorbitol, xylitol, erythritol, maltitol, and lactitol, a pluronic polymer, polyethylene, polycarbonate (e.g. poly(1,3-dioxan-2one)), polyanhydride (e.g. poly(sebacic anhydride)), polypropylfumerate, polyamide (e.g. polycaprolactam), polyacetal, polyether, polyester (e.g., polylactide, polyglycolide, polylactide-co-glycolide, polycaprolactone, polyhydroxyacid (e.g. poly((β-hydroxyalkanoate))), poly(orthoester), polycyanoacrylate, polyvinyl alcohol, polyurethane, polyphosphazene, polyacrylate, polymethacrylate, polyurea, polystyrene, and polyamine, polylysine, polylysine-PEG copolymer, and poly(ethyleneimine), poly(ethylene imine)-PEG copolymer, glycerol monocaprylocaprinate, propylene glycol, Vitamin E TPGS (also known as d-α-Tocopheryl polyethylene glycol 1000 succinate), gelatin, titanium dioxide, polyvinylpyrrolidone (PVP), hydroxypropyl methyl cellulose (HPMC), hydroxypropyl

cellulose (HPC), methyl cellulose (MC), block copolymers of ethylene oxide and propylene oxide (PEO/PPO), polyethyleneglycol (PEG), sodium carboxymethylcellulose (NaCMC), hydroxypropylmethyl cellulose acetate succinate (HPMCAS).

[0407] In some embodiments, the pharmaceutical preparation may include a polymer for controlled delivery of the described compounds, including, but not limited to, a pluronic polymer, polyester (e.g., polylactic acid, poly(lactic-co-glycolic acid), polycaprolactone, polyvalerolactone, poly(1,3-dioxan-2one)); polyanhydride (e.g., poly(sebacic anhydride)); polyether (e.g., polyethylene glycol); polyurethane; polymethacrylate; polyacrylate; and polycyanoacrylate. In some embodiments, the polymer may be modified with polyethylene glycol (PEG), with a carbohydrate, and/or with an acyclic polyacetal derived from a polysaccharide. See, e.g., Papisov, 2001, ACS Symposium Series, 786:301, incorporated by reference herein.

[0408] The compounds of the present invention can be formulated as particles. In one embodiment the particles are or include microparticles. In an alternative embodiment the particles are or include nanoparticles.

[0409] In an additional alternative embodiment, common techniques for preparing particles include, but are not limited to, solvent evaporation, solvent removal, spray drying, phase inversion, coacervation, and low temperature casting. Suitable methods of particle formulation are briefly described below. Pharmaceutically acceptable excipients, including pH modifying agents, disintegrants, preservatives, and antioxidants, can optionally be incorporated into the particles during particle formation.

[0410] In one embodiment, the particles are derived through a solvent evaporation method. In this method, a compound described herein (or polymer matrix and one or more compounds described herein) is dissolved in a volatile organic solvent, such as methylene chloride. The organic solution containing a compound described herein is then suspended in an aqueous solution that contains a surface active agent such as poly(vinyl alcohol). The resulting emulsion is stirred until most of the organic solvent evaporated, leaving solid nanoparticles or microparticles. The resulting nanoparticles or microparticles are washed with water and dried overnight in a lyophilizer. Nanoparticles with different sizes and morphologies can be obtained by this method.

[0411] Pharmaceutical compositions which contain labile polymers, such as certain polyanhydrides, may degrade during the fabrication process due to the presence of water. For

these polymers, methods which are performed in completely or substantially anhydrous organic solvents can be used to make the particles.

[0412] Solvent removal can also be used to prepare particles of a compound that is hydrolytically unstable. In this method, the compound (or polymer matrix and one or more compounds) is dispersed or dissolved in a volatile organic solvent such as methylene chloride. This mixture is then suspended by stirring in an organic oil (such as silicon oil) to form an emulsion. Solid particles form from the emulsion, which can subsequently be isolated from the supernatant. The external morphology of spheres produced with this technique is highly dependent on the identity of the drug.

[0413] In one embodiment an active compound as described herein is administered to a patient in need thereof as particles formed by solvent removal. In another embodiment the present invention provides particles formed by solvent removal comprising a compound of the present invention and one or more pharmaceutically acceptable excipients as defined herein. In another embodiment the particles formed by solvent removal comprise a compound of the present invention and an additional therapeutic agent. In a further embodiment the particles formed by solvent removal comprise a compound of the present invention, an additional therapeutic agent, and one or more pharmaceutically acceptable excipients. In another embodiment any of the described particles formed by solvent removal can be formulated into a tablet and then coated to form a coated tablet. In an alternative embodiment the particles formed by solvent removal are formulated into a tablet but the tablet is uncoated.

[0414] In one embodiment, the particles are derived by spray drying. In this method, a compound (or polymer matrix and one or more compounds) is dissolved in an organic solvent such as methylene chloride. The solution is pumped through a micronizing nozzle driven by a flow of compressed gas, and the resulting aerosol is suspended in a heated cyclone of air, allowing the solvent to evaporate from the micro droplets, forming particles. Microparticles and nanoparticles can be obtained using this method.

[0415] In one embodiment an active compound as described herein is administered to a patient in need thereof as a spray dried dispersion (SDD). In another embodiment the present invention provides a spray dried dispersion (SDD) comprising a compound of the present invention and one or more pharmaceutically acceptable excipients as defined herein. In another embodiment the SDD comprises a compound of the present invention and an additional therapeutic agent. In a

further embodiment the SDD comprises a compound of the present invention, an additional therapeutic agent, and one or more pharmaceutically acceptable excipients. In another embodiment any of the described spray dried dispersions can be coated to form a coated tablet. In an alternative embodiment the spray dried dispersion is formulated into a tablet but is uncoated.

[0416] Particles can be formed from the active compound as described herein using a phase inversion method. In this method, the compound (or polymer matrix and one or more active compounds) is dissolved in a suitable solvent, and the solution is poured into a strong non-solvent for the compound to spontaneously produce, under favorable conditions, microparticles or nanoparticles. The method can be used to produce nanoparticles in a wide range of sizes, including, for example, from nanoparticles to microparticles, typically possessing a narrow particle size distribution.

[0417] In one embodiment, an active compound as described herein is administered to a patient in need thereof as particles formed by phase inversion. In another embodiment the present invention provides particles formed by phase inversion comprising a compound of the present invention and one or more pharmaceutically acceptable excipients as defined herein. In another embodiment the particles formed by phase inversion comprise a compound of the present invention and an additional therapeutic agent. In a further embodiment the particles formed by phase inversion comprise a compound of the present invention, an additional therapeutic agent, and one or more pharmaceutically acceptable excipients. In another embodiment any of the described particles formed by phase inversion can be formulated into a tablet and then coated to form a coated tablet. In an alternative embodiment the particles formed by phase inversion are formulated into a tablet but the tablet is uncoated.

[0418] Techniques for particle formation using coacervation are known in the art, for example, as described in GB-B-929 406; GB-B-929 40 1; and U.S. Patent Nos. 3,266,987, 4,794,000, and 4,460,563. Coacervation involves the separation of a compound (or polymer matrix and one or more compounds) solution into two immiscible liquid phases. One phase is a dense coacervate phase, which contains a high concentration of the compound, while the second phase contains a low concentration of the compound. Within the dense coacervate phase, the compound forms nanoscale or microscale droplets, which harden into particles. Coacervation may be induced by a temperature change, addition of a non-solvent or addition of a micro-salt (simple

coacervation), or by the addition of another polymer thereby forming an interpolymer complex (complex coacervation).

[0419] In one embodiment an active compound as described herein is administered to a patient in need thereof as particles formed by coacervation. In another embodiment the present invention provides particles formed by coacervation comprising a compound of the present invention and one or more pharmaceutically acceptable excipients as defined herein. In another embodiment the particles formed by coacervation comprise a compound of the present invention and an additional therapeutic agent. In a further embodiment the particles formed by coacervation comprise a compound of the present invention, an additional therapeutic agent, and one or more pharmaceutically acceptable excipients. In another embodiment any of the described particles formed by coacervation can be formulated into a tablet and then coated to form a coated tablet. In an alternative embodiment the particles formed by coacervation are formulated into a tablet but the tablet is uncoated.

[0420] Methods for very low temperature casting of controlled release microspheres are described in U.S. Patent No. 5,019,400 to Gombotz *et al.* In this method, the compound is dissolved in a solvent. The mixture is then atomized into a vessel containing a liquid non-solvent at a temperature below the freezing point of the drug solution which freezes the compound droplets. As the droplets and non-solvent for the compound are warmed, the solvent in the droplets thaws and is extracted into the non-solvent, hardening the microspheres.

[0421] In one embodiment, a compound of the present invention is administered to a patient in need thereof as particles formed by low temperature casting. In another embodiment the present invention provides particles formed by low temperature casting comprising a compound of the present invention and one or more pharmaceutically acceptable excipients as defined herein. In another embodiment the particles formed by low temperature casting comprise a compound of the present invention and an additional therapeutic agent. In a further embodiment the particles formed by low temperature casting comprise a compound of the present invention, an additional therapeutic agent, and one or more pharmaceutically acceptable excipients. In another embodiment any of the described particles formed by low temperature casting can be formulated into a tablet and then coated to form a coated tablet. In an alternative embodiment the particles formed by low temperature casting are formulated into a tablet but the tablet is uncoated.

[0422] In one aspect of the present invention, an effective amount of an active compound as described herein is incorporated into a nanoparticle, *e.g.* for convenience of delivery and/or extended release delivery. The use of materials in nanoscale provides one the ability to modify fundamental physical properties such as solubility, diffusivity, blood circulation half-life, drug release characteristics, and/or immunogenicity. A number of nanoparticle-based therapeutic and diagnostic agents have been developed for the treatment of cancer, diabetes, pain, asthma, allergy, and infections. These nanoscale agents may provide more effective and/or more convenient routes of administration, lower therapeutic toxicity, extend the product life cycle, and ultimately reduce health-care costs. As therapeutic delivery systems, nanoparticles can allow targeted delivery and controlled release.

[0423] In addition, nanoparticle-based compound delivery can be used to release compounds at a sustained rate and thus lower the frequency of administration, deliver drugs in a targeted manner to minimize systemic side effects, or to deliver two or more drugs simultaneously for combination therapy to generate a synergistic effect and suppress drug resistance. A number of nanotechnology-based therapeutic products have been approved for clinical use. Among these products, liposomal drugs and polymer-based conjugates account for a large proportion of the products. *See*, Zhang, L., et al., *Nanoparticles in Medicine: Therapeutic Applications and Developments*, *Clin. Pharm. and Ther.*, 83(5):761-769, 2008.

[0424] Methods for producing nanoparticles are known in the art. For example, see Muller, R.H., et al., *Solid lipid nanoparticles (SLN) for controlled drug delivery – a review of the state of the art*, *Eur. H. Pharm. Biopharm.*, 50:161-177, 2000; US 8,691,750 to Consien et al.; WO 2012/145801 to Kanwar. US 8,580,311 to Armes, S. et al.; Petros, R.A. and DeSimone, J.M., *Strategies in the design of nanoparticles for therapeutic applications*, *Nature Reviews/Drug Discovery*, vol. 9:615-627, 2010; US 8,465,775; US 8,444,899; US 8,420,124; US 8,263,129; US 8,158,728; 8,268,446; Pellegrino et al., 2005, *Small*, 1:48; Murray et al., 2000, *Ann. Rev. Mat. Sci.*, 30:545; and Trindade et al., 2001, *Chem. Mat.*, 13:3843; all incorporated herein by reference. Additional methods have been described in the literature (see, *e.g.*, Doubrow, Ed., *Microcapsules and Nanoparticles in Medicine and Pharmacy*, CRC Press, Boca Raton, 1992; Mathiowitz et al., 1987, *J. Control. Release*, 5:13; Mathiowitz et al., 1987, *Reactive Polymers*, 6:275; and Mathiowitz et al., 1988, *J. Appl. Polymer Sci.*, 35:755; U.S. Pat. Nos. 5,578,325 and 6,007,845; P. Paolicelli et al., *“Surface-modified PLGA-based Nanoparticles that can Efficiently Associate and Deliver*

Virus-like Particles” *Nanomedicine*. 5(6):843-853 (2010)), U.S. Pat. No. 5,543,158 to Gref et al., or WO publication WO2009/051837 by Von Andrian et al. Zauner et al., 1998, *Adv. Drug Del. Rev.*, 30:97; and Kabanov et al., 1995, *Bioconjugate Chem.*, 6:7;(PEI; Boussif et al., 1995, *Proc. Natl. Acad. Sci., USA*, 1995, 92:7297), and poly(amidoamine) dendrimers (Kukowska-Latallo et al., 1996, *Proc. Natl. Acad. Sci., USA*, 93:4897; Tang et al., 1996, *Bioconjugate Chem.*, 7:703; and Haensler et al., 1993, *Bioconjugate Chem.*, 4:372; Putnam et al., 1999, *Macromolecules*, 32:3658; Barrera et al., 1993, *J. Am. Chem. Soc.*, 115:11010; Kwon et al., 1989, *Macromolecules*, 22:3250; Lim et al., 1999, *J. Am. Chem. Soc.*, 121:5633; and Zhou et al., 1990, *Macromolecules*, 23:3399). Examples of these polyesters include poly(L-lactide-co-L-lysine) (Barrera et al., 1993, *J. Am. Chem. Soc.*, 115:11010), poly(serine ester) (Zhou et al., 1990, *Macromolecules*, 23:3399), poly(4-hydroxy-L-proline ester) (Putnam et al., 1999, *Macromolecules*, 32:3658; and Lim et al., 1999, *J. Am. Chem. Soc.*, 121:5633), and poly(4-hydroxy-L-proline ester) (Putnam et al., 1999, *Macromolecules*, 32:3658; and Lim et al., 1999, *J. Am. Chem. Soc.*, 121:5633; U.S. Pat. No. 6,123,727; U.S. Pat. No. 5,804,178; U.S. Pat. No. 5,770,417; U.S. Pat. No. 5,736,372; U.S. Pat. No. 5,716,404; U.S. Pat. No. 6,095,148; U.S. Pat. No. 5,837,752; U.S. Pat. No. 5,902,599; U.S. Pat. No. 5,696,175; U.S. Pat. No. 5,514,378; U.S. Pat. No. 5,512,600; U.S. Pat. No. 5,399,665; U.S. Pat. No. 5,019,379; U.S. Pat. No. 5,010,167; U.S. Pat. No. 4,806,621; U.S. Pat. No. 4,638,045; and U.S. Pat. No. 4,946,929; Wang et al., 2001, *J. Am. Chem. Soc.*, 123:9480; Lim et al., 2001, *J. Am. Chem. Soc.*, 123:2460; Langer, 2000, *Acc. Chem. Res.*, 33:94; Langer, 1999, *J. Control. Release*, 62:7; and Uhrich et al., 1999, *Chem. Rev.*, 99:3181; *Concise Encyclopedia of Polymer Science and Polymeric Amines and Ammonium Salts*, Ed. by Goethals, Pergamon Press, 1980; *Principles of Polymerization* by Odian, John Wiley & Sons, Fourth Edition, 2004; *Contemporary Polymer Chemistry* by Allcock et al., Prentice-Hall, 1981; Deming et al., 1997, *Nature*, 390:386; and in U.S. Pat. Nos. 6,506,577, 6,632,922, 6,686,446, and 6,818,732; C. Astete et al., “Synthesis and characterization of PLGA nanoparticles” *J. Biomater. Sci. Polymer Edn*, Vol. 17, No. 3, pp. 247-289 (2006); K. Avgoustakis “Pegylated Poly(Lactide) and Poly(Lactide-Co-Glycolide) Nanoparticles: Preparation, Properties and Possible Applications in Drug Delivery” *Current Drug Delivery* 1:321-333 (2004); C. Reis et al., “Nanoencapsulation I. Methods for preparation of drug-loaded polymeric nanoparticles” *Nanomedicine* 2:8-21 (2006); P. Paolicelli et al., “Surface-modified PLGA-based Nanoparticles that can Efficiently Associate and Deliver

Virus-like Particles” *Nanomedicine*. 5(6):843-853 (2010); U.S. Pat. No. 6,632,671 to Unger Oct. 14, 2003, all incorporated herein by reference.

[0425] In one embodiment, the polymeric particle is between about 0.1 nm to about 10000 nm, between about 1 nm to about 1000 nm, between about 10 nm and 1000 nm, between about 1 and 100 nm, between about 1 and 10 nm, between about 1 and 50 nm, between about 100 nm and 800 nm, between about 400 nm and 600 nm, or about 500 nm. In one embodiment, the micro-particles are no more than about 0.1 nm, 0.5 nm, 1.0 nm, 5.0 nm, 10 nm, 25 nm, 50 nm, 75 nm, 100 nm, 150 nm, 200 nm, 250 nm, 300 nm, 400 nm, 450 nm, 500 nm, 550 nm, 600 nm, 650 nm, 700 nm, 750 nm, 800 nm, 850 nm, 900 nm, 950 nm, 1000 nm, 1250 nm, 1500 nm, 1750 nm, or 2000 nm. In some embodiments, a compound described herein may be covalently coupled to a polymer used in the nanoparticle, for example a polystyrene particle, PLGA particle, PLA particle, or other nanoparticle.

[0426] The pharmaceutical compositions can be formulated for oral administration. These compositions can contain any amount of active compound that achieves the desired result, for example between 0.1 and 99 weight % (wt.%) of the compound and usually at least about 5 wt.% of the compound. Some embodiments contain at least about 10%, 15%, 20%, 25 wt.% to about 50 wt. % or from about 5 wt.% to about 75 wt.% of the compound.

[0427] Pharmaceutical compositions suitable for rectal administration are typically presented as unit dose suppositories. These may be prepared by admixing the active compound with one or more conventional solid carriers, for example, cocoa butter, and then shaping the resulting mixture.

[0428] Pharmaceutical compositions suitable for topical application to the skin preferably take the form of an ointment, cream, lotion, paste, gel, spray, aerosol, or oil. Carriers which may be used include petroleum jelly, lanoline, polyethylene glycols, alcohols, transdermal enhancers, and combinations of two or more thereof.

[0429] Pharmaceutical compositions suitable for transdermal administration may be presented as discrete patches adapted to remain in intimate contact with the epidermis of the recipient for a prolonged period of time. Pharmaceutical compositions suitable for transdermal administration may also be delivered by iontophoresis (*see, for example, Pharmaceutical Research* **3 (6)**:318 (1986)) and typically take the form of an optionally buffered aqueous solution of the active compound. In one embodiment, microneedle patches or devices are provided for delivery

of drugs across or into biological tissue, particularly the skin. The microneedle patches or devices permit drug delivery at clinically relevant rates across or into skin or other tissue barriers, with minimal or no damage, pain, or irritation to the tissue.

[0430] Pharmaceutical compositions suitable for administration to the lungs can be delivered by a wide range of passive breath driven and active power driven single/-multiple dose dry powder inhalers (DPI). The devices most commonly used for respiratory delivery include nebulizers, metered-dose inhalers, and dry powder inhalers. Several types of nebulizers are available, including jet nebulizers, ultrasonic nebulizers, and vibrating mesh nebulizers. Selection of a suitable lung delivery device depends on parameters, such as nature of the drug and its formulation, the site of action, and pathophysiology of the lung.

[0431] Additional nonlimiting examples of inhalation drug delivery devices and methods include, for example, US 7,383,837 titled "Inhalation device" (SmithKline Beecham Corporation); WO/2006/033584 titled "Powder inhaler" (Glaxo SmithKline Pharmaceuticals SA); WO/2005/044186 titled "Inhalable pharmaceutical formulations employing desiccating agents and methods of administering the same" (Glaxo Group Ltd and SmithKline Beecham Corporation); US9,095,670 titled "Inhalation device and method of dispensing medicament", US 8,205,611 titled "Dry powder inhaler" (Astrazeneca AB); WO/2013/038170 titled "Inhaler" (Astrazeneca AB and Astrazeneca UK Ltd.).

[0432] Many methods and devices for drug delivery to the eye are known in the art. Nonlimiting examples are described in the following patents and patent applications (fully incorporated herein by reference). Examples are US 8,192,408 titled "Ocular trocar assembly" (Psivida Us, Inc.); US 7,585,517 titled "Transcleral delivery" (Macusight, Inc.); US 5,710,182 and US 5,795,913 titled "Ophthalmic composition" (Santen OY); US 8,663,639 titled "Formulations for treating ocular diseases and conditions", US 8,486,960 titled "Formulations and methods for vascular permeability-related diseases or conditions", US 8,367,097 and US 8,927,005 titled "Liquid formulations for treatment of diseases or conditions", US 7,455,855 titled "Delivering substance and drug delivery system using the same" (Santen Pharmaceutical Co., Ltd.); WO/2011/050365 titled "Conformable Therapeutic Shield For Vision and Pain" and WO/2009/145842 titled "Therapeutic Device for Pain Management and Vision" (Forsight Labs, LLC); US 9,066,779 and US 8,623,395 titled "Implantable therapeutic device", WO/2014/160884 titled "Ophthalmic Implant for Delivering Therapeutic Substances", US 8,399,006, US 8,277,830,

US 8,795,712, US 8,808,727, US 8,298,578, and WO/2010/088548 titled “Posterior segment drug delivery”, WO/2014/152959 and US20140276482 titled “Systems for Sustained Intraocular Delivery of Low Solubility Compounds from a Port Delivery System Implant”, US 8,905,963 and US 9,033,911 titled “Injector apparatus and method for drug delivery”, WO/2015/057554 titled “Formulations and Methods for Increasing or Reducing Mucus”, US 8,715,712 and US 8,939,948 titled “Ocular insert apparatus and methods”, WO/2013/116061 titled “Insertion and Removal Methods and Apparatus for Therapeutic Devices”, WO/2014/066775 titled “Ophthalmic System for Sustained Release of Drug to the Eye”, WO/2015/085234 and WO/2012/019176 titled “Implantable Therapeutic Device”, WO/2012/065006 titled “Methods and Apparatus to determine Porous Structures for Drug Delivery”, WO/2010/141729 titled “Anterior Segment Drug Delivery”, WO/2011/050327 titled “Corneal Denervation for Treatment of Ocular Pain”, WO/2013/022801 titled “Small Molecule Delivery with Implantable Therapeutic Device”, WO/2012/019047 titled “Subconjunctival Implant for Posterior Segment Drug Delivery”, WO/2012/068549 titled “Therapeutic Agent Formulations for Implanted Devices”, WO/2012/019139 titled “Combined Delivery Methods and Apparatus”, WO/2013/040426 titled “Ocular Insert Apparatus and Methods”, WO/2012/019136 titled “Injector Apparatus and Method for Drug Delivery”, WO/2013/040247 titled “Fluid Exchange Apparatus and Methods” (ForSight Vision4, Inc.); US/2014/0352690 titled “Inhalation Device with Feedback System”, US 8,910,625 and US/2015/0165137 titled “Inhalation Device for Use in Aerosol Therapy” (Vectura GmbH); US 6,948,496 titled “Inhalers”, US/2005/0152849 titled “Powders comprising anti-adherent materials for use in dry powder inhalers”, US 6,582,678, US 8,137,657, US/2003/0202944, and US/2010/0330188 titled “Carrier particles for use in dry powder inhalers”, US 6,221,338 titled “Method of producing particles for use in dry powder inhalers”, US 6,989,155 titled “Powders”, US/2007/0043030 titled “Pharmaceutical compositions for treating premature ejaculation by pulmonary inhalation”, US 7,845,349 titled “Inhaler”, US/2012/0114709 and US 8,101,160 titled “Formulations for Use in Inhaler Devices”, US/2013/0287854 titled “Compositions and Uses”, US/2014/0037737 and US 8,580,306 titled “Particles for Use in a Pharmaceutical Composition”, US/2015/0174343 titled “Mixing Channel for an Inhalation Device”, US 7,744,855 and US/2010/0285142 titled “Method of making particles for use in a pharmaceutical composition”, US 7,541,022, US/2009/0269412, and US/2015/0050350 titled “Pharmaceutical formulations for dry powder inhalers” (Vectura Limited).

[0433] Additional nonlimiting examples of how to deliver the active compounds are provided in WO/2015/085251 titled “Intracameral Implant for Treatment of an Ocular Condition” (Envisia Therapeutics, Inc.); WO/2011/008737 titled “Engineered Aerosol Particles, and Associated Methods”, WO/2013/082111 titled “Geometrically Engineered Particles and Methods for Modulating Macrophage or Immune Responses”, WO/2009/132265 titled “Degradable compounds and methods of use thereof, particularly with particle replication in non-wetting templates”, WO/2010/099321 titled “Interventional drug delivery system and associated methods”, WO/2008/100304 titled “Polymer particle composite having high fidelity order, size, and shape particles”, WO/2007/024323 titled “Nanoparticle fabrication methods, systems, and materials” (Liquidia Technologies, Inc. and the University of North Carolina at Chapel Hill); WO/2010/009087 titled “Iontophoretic Delivery of a Controlled-Release Formulation in the Eye”, (Liquidia Technologies, Inc. and Eyegate Pharmaceuticals, Inc.) and WO/2009/132206 titled “Compositions and Methods for Intracellular Delivery and Release of Cargo”, WO/2007/133808 titled “Nano-particles for cosmetic applications”, WO/2007/056561 titled “Medical device, materials, and methods”, WO/2010/065748 titled “Method for producing patterned materials”, WO/2007/081876 titled “Nanostructured surfaces for biomedical/biomaterial applications and processes thereof” (Liquidia Technologies, Inc.).

[0434] Additional nonlimiting examples of methods and devices for drug delivery to the eye include, for example, WO2011/106702 and US 8,889,193 titled “Sustained delivery of therapeutic agents to an eye compartment”, WO2013/138343 and US 8,962,577 titled “Controlled release formulations for the delivery of HIF-1 inhibitors”, WO/2013/138346 and US2013/0272994 titled “Non-Linear Multiblock Copolymer-Drug Conjugates for the Delivery of Active Agents”, WO2005/072710 and US 8,957,034 titled “Drug and Gene Carrier Particles that Rapidly Move Through Mucus Barriers”, WO2008/030557, US2010/0215580, US2013/0164343 titled “Compositions and Methods for Enhancing Transport Through Mucous”, WO2012/061703, US2012/0121718, and US2013/0236556 titled “Compositions and Methods Relating to Reduced Mucoadhesion”, WO2012/039979 and US2013/0183244 titled “Rapid Diffusion of Large Polymeric Nanoparticles in the Mammalian Brain”, WO2012/109363 and US2013/0323313 titled “Mucus Penetrating Gene Carriers”, WO 2013/090804 and US2014/0329913 titled “Nanoparticles with enhanced mucosal penetration or decreased inflammation”, WO2013/110028 titled “Nanoparticle formulations with enhanced mucosal penetration”, WO2013/166498 and

US2015/0086484 titled “Lipid-based drug carriers for rapid penetration through mucus linings” (The Johns Hopkins University); WO2013/166385 titled “Pharmaceutical Nanoparticles Showing Improved Mucosal Transport”, US2013/0323179 titled “Nanocrystals, Compositions, And Methods that Aid Particle Transport in Mucus” (The Johns Hopkins University and Kala Pharmaceuticals, Inc.); WO/2015/066444 titled “Compositions and methods for ophthalmic and/or other applications”, WO/2014/020210 and WO/2013/166408 titled “Pharmaceutical nanoparticles showing improved mucosal transport” (Kala Pharmaceuticals, Inc.); US 9,022,970 titled “Ophthalmic injection device including dosage control device”, WO/2011/153349 titled “Ophthalmic compositions comprising pbo-peo-pbo block copolymers”, WO/2011/140203 titled “Stabilized ophthalmic galactomannan formulations”, WO/2011/068955 titled “Ophthalmic emulsion”, WO/2011/037908 titled “Injectable aqueous ophthalmic composition and method of use therefor”, US2007/0149593 titled “Pharmaceutical Formulation for Delivery of Receptor Tyrosine Kinase Inhibiting (RTKi) Compounds to the Eye”, US 8,632,809 titled “Water insoluble polymer matrix for drug delivery” (Alcon, Inc.).

[0435] Additional nonlimiting examples of drug delivery devices and methods include, for example, US20090203709 titled “Pharmaceutical Dosage Form For Oral Administration Of Tyrosine Kinase Inhibitor” (Abbott Laboratories); US20050009910 titled “Delivery of an active drug to the posterior part of the eye via subconjunctival or periocular delivery of a prodrug”, US 20130071349 titled “Biodegradable polymers for lowering intraocular pressure”, US 8,481,069 titled “Tyrosine kinase microspheres”, US 8,465,778 titled “Method of making tyrosine kinase microspheres”, US 8,409,607 titled “Sustained release intraocular implants containing tyrosine kinase inhibitors and related methods”, US 8,512,738 and US 2014/0031408 titled “Biodegradable intravitreal tyrosine kinase implants”, US 2014/0294986 titled “Microsphere Drug Delivery System for Sustained Intraocular Release”, US 8,911,768 titled “Methods For Treating Retinopathy With Extended Therapeutic Effect” (Allergan, Inc.); US 6,495,164 titled “Preparation of injectable suspensions having improved injectability” (Alkermes Controlled Therapeutics, Inc.); WO 2014/047439 titled “Biodegradable Microcapsules Containing Filling Material” (Akina, Inc.); WO 2010/132664 titled “Compositions And Methods For Drug Delivery” (Baxter International Inc. Baxter Healthcare SA); US20120052041 titled “Polymeric nanoparticles with enhanced drugloading and methods of use thereof” (The Brigham and Women’s Hospital, Inc.); US20140178475, US20140248358, and US20140249158 titled “Therapeutic Nanoparticles

Comprising a Therapeutic Agent and Methods of Making and Using Same” (BIND Therapeutics, Inc.); US 5,869,103 titled “Polymer microparticles for drug delivery” (Danbiosyst UK Ltd.); US 8628801 titled “Pegylated Nanoparticles” (Universidad de Navarra); US2014/0107025 titled “Ocular drug delivery system” (Jade Therapeutics, LLC); US 6,287,588 titled “Agent delivering system comprised of microparticle and biodegradable gel with an improved releasing profile and methods of use thereof”, US 6,589,549 titled “Bioactive agent delivering system comprised of microparticles within a biodegradable to improve release profiles” (Macromed, Inc.); US 6,007,845 and US 5,578,325 titled “Nanoparticles and microparticles of non-linear hydrophilichydrophobic multiblock copolymers” (Massachusetts Institute of Technology); US20040234611, US20080305172, US20120269894, and US20130122064 titled “Ophthalmic depot formulations for periocular or subconjunctival administration (Novartis Ag); US 6,413,539 titled “Block polymer” (Poly-Med, Inc.); US 20070071756 titled “Delivery of an agent to ameliorate inflammation” (Peyman); US 20080166411 titled “Injectable Depot Formulations And Methods For Providing Sustained Release Of Poorly Soluble Drugs Comprising Nanoparticles” (Pfizer, Inc.); US 6,706,289 titled “Methods and compositions for enhanced delivery of bioactive molecules” (PR Pharmaceuticals, Inc.); and US 8,663,674 titled “Microparticle containing matrices for drug delivery” (Surmodics).

IV. USES OF ACTIVE COMPOUNDS FOR TREATMENT OF SELECTED DISORDERS

[0436] In one aspect, an active compound or its salt or composition, as described herein is administered in an effective amount to treat any of the medical disorders described herein. In certain embodiments, the disorder is an inflammatory or immune condition, a disorder mediated by the complement cascade (including a dysfunctional cascade) including a complement D-related disorder, a disorder or abnormality of a cell that adversely affects the ability of the cell to engage in or respond to normal complement activity, or an undesired complement-mediated response to a medical treatment, such as surgery or other medical procedure or a pharmaceutical or biopharmaceutical drug administration, a blood transfusion, or other allogenic tissue or fluid administration.

[0437] In one embodiment, the disorder is selected from fatty liver and conditions stemming from fatty liver, such as nonalcoholic steatohepatitis (NASH), liver inflammation, cirrhosis and liver failure. In one embodiment of the present invention, a method is provided for

treating fatty liver disease in a host by administering an effective amount of an active compound described herein or a pharmaceutically acceptable salt thereof, optionally in a pharmaceutically acceptable carrier.

[0438] In another embodiment, the active compound is used to modulate an immune response prior to or during surgery or other medical procedure. One non-limiting example is use in connection with acute or chronic graft versus host disease, which is a common complication as a result of allogeneic tissue transplant, and can also occur as a result of a blood transfusion.

[0439] In one embodiment, the present invention provides a method of treating or preventing dermatomyositis by administering to a host in need thereof an effective amount of a composition comprising a compound of the current invention. In one embodiment, the present invention provides a method of treating or preventing amyotrophic lateral sclerosis by administering to a host in need thereof an effective amount of a composition comprising a compound of the current invention.

[0440] In another embodiment, a method is provided for the treatment or prevention of cytokine or inflammatory reactions in response to the administration of biotherapeutics (e.g. CAR T-cell therapy or monoclonal antibody therapy) in a host by administering an effective amount of an active compound as described herein, or a pharmaceutically acceptable salt thereof, optionally in a pharmaceutically acceptable carrier. Various types of cytokine or inflammatory reactions may occur in response to biotherapeutics. In one embodiment, the cytokine or inflammatory reaction is cytokine release syndrome. In one embodiment, the cytokine or inflammatory reaction is tumor lysis syndrome (which also leads to cytokine release). Symptoms of cytokine release syndrome range from fever, headache, and skin rashes to bronchospasm, hypotension and even cardiac arrest. Severe cytokine release syndrome is described as cytokine storm, and can be fatal. Fatal cytokine storms have been observed in response to infusion with several monoclonal antibody therapeutics. See, Abramowicz D, et al. "Release of tumor necrosis factor, interleukin-2, and gamma-interferon in serum after injection of OKT3 monoclonal antibody in kidney transplant recipients" *Transplantation* (1989) 47(4):606-8; Chatenoud L, et al. "In vivo cell activation following OKT3 administration. Systemic cytokine release and modulation by corticosteroids" *Transplantation* (1990) 49(4):697-702; and Lim LC, Koh LP, and Tan P. "Fatal cytokine release syndrome with chimeric anti-CD20 monoclonal antibody rituximab in a 71-year-old patient with chronic lymphocytic leukemia" *J. Clin Oncol.* (1999) 17(6):1962-3.

[0441] Also contemplated herein, is the use of an active compound described herein or a pharmaceutically acceptable salt thereof, optionally in a pharmaceutically acceptable carrier to mediate an adverse immune response in patients receiving bi-specific T-cell engagers (BiTE). A bi-specific T-cell engager directs T-cells to target and bind with a specific antigen on the surface of a cancer cell. For example, Blinatumomab (Amgen), a BiTE has recently been approved as a second line therapy in Philadelphia chromosome-negative relapsed or refractory acute lymphoblastic leukemia. Blinatumomab is given by continuous intravenous infusion in 4-week cycles. The use of BiTE agents has been associated with adverse immune responses, including cytokine release syndrome. The most significantly elevated cytokines in the CRS associated with ACT include IL-10, IL-6, and IFN- γ (Klinger et al., Immunopharmacologic response of patients with B-lineage acute lymphoblastic leukemia to continuous infusion of T cell-engaging CD19/CD3-bispecific BiTE antibody blinatumomab. *Blood* (2012) 119:6226–6233).

[0442] In another embodiment, the disorder is episcleritis, idiopathic episcleritis, anterior episcleritis, or posterior episcleritis. In one embodiment, the disorder is idiopathic anterior uveitis, HLA-B27 related uveitis, herpetic keratouveitis, Posner Schlossman syndrome, Fuch's heterochromic iridocyclitis, or cytomegalovirus anterior uveitis.

[0443] In yet another embodiment, the disorder is selected from:

- (i) vitritis, sarcoidosis, syphilis, tuberculosis, or Lyme disease;
- (ii) retinal vasculitis, Eales disease, tuberculosis, syphilis, or toxoplasmosis;
- (iii) neuroretinitis, viral retinitis, or acute retinal necrosis;
- (iv) varicella zoster virus, herpes simplex virus, cytomegalovirus, Epstein-Barr virus, lichen planus, or Dengue-associated disease (e.g., hemorrhagic Dengue Fever);
- (v) Masquerade syndrome, contact dermatitis, trauma induced inflammation, UVB induced inflammation, eczema, granuloma annulare, or acne.

[0444] In an additional embodiment, the disorder is selected from:

- (i) acute myocardial infarction, aneurysm, cardiopulmonary bypass, dilated cardiomyopathy, complement activation during cardiopulmonary bypass operations, coronary artery disease, restenosis following stent placement, or percutaneous transluminal coronary angioplasty (PTCA);

- (ii) antibody-mediated transplant rejection, anaphylactic shock, anaphylaxis, allogenic transplant, humoral and vascular transplant rejection, graft dysfunction, graft-versus-host disease, Graves' disease, adverse drug reactions, or chronic graft vasculopathy;
- (iii) allergic bronchopulmonary aspergillosis, allergic neuritis, drug allergy, radiation-induced lung injury, eosinophilic pneumonia, radiographic contrast media allergy, bronchiolitis obliterans, or interstitial pneumonia;
- (iv) amyotrophic lateral sclerosis, parkinsonism-dementia complex, sporadic frontotemporal dementia, frontotemporal dementia with Parkinsonism linked to chromosome 17, frontotemporal lobar degeneration, tangle only dementia, cerebral amyloid angiopathy, cerebrovascular disorder, certain forms of frontotemporal dementia, chronic traumatic encephalopathy (CTE), PD with dementia (PDD), argyrophilic grain dementia, dementia pugilistica, dementia with Lewy Bodies (DLB), or multi-infarct dementia;
- (v) Creutzfeldt-Jakob disease, Huntington's disease, multifocal motor neuropathy (MMN), prion protein cerebral amyloid angiopathy, polymyositis, postencephalitic parkinsonism, subacute sclerosing panencephalitis, non-Guamanian motor neuron disease with neurofibrillary tangles, neural regeneration, or diffuse neurofibrillary tangles with calcification.

[0445] In one embodiment, the disorder is selected from:

- (i) atopic dermatitis, dermatitis, dermatomyositis, dermatomyositis bullous pemphigoid, scleroderma, sclerodermatomyositis, psoriatic arthritis, pemphigus vulgaris, cutaneous lupus, discoid lupus erythematosus, chilblain lupus erythematosus, or lupus erythematosus-lichen planus overlap syndrome;
- (ii) cryoglobulinemic vasculitis, mesenteric/enteric vascular disorder, peripheral vascular disorder, antineutrophil cytoplasm antibody (ANCA)-associated vasculitis (AAV), IL-2 induced vascular leakage syndrome, or immune complex vasculitis;
- (iii) angioedema, low platelets (HELLP) syndrome, sickle cell disease, platelet refractoriness, red cell casts, or typical or infectious hemolytic uremic syndrome (tHUS);
- (iv) hematuria, hemodialysis, hemolysis, hemorrhagic shock, immunothrombocytopenic purpura (ITP), thrombotic thrombocytopenic purpura (TTP), idiopathic thrombocytopenic purpura (ITP), drug-induced thrombocytopenia, autoimmune hemolytic anemia (AIHA),

azotemia, blood vessel and/or lymph vessel inflammation, rotational atherectomy, or delayed hemolytic transfusion reaction;

- (v) British type amyloid angiopathy, Buerger's disease, bullous pemphigoid, C1q nephropathy, cancer, or catastrophic antiphospholipid syndrome.

[0446] In another embodiment, the disorder is selected from:

- (i) wet AMD, dry AMD, chorioretinal degeneration, choroidal neovascularization (CNV), choroiditis, loss of RPE function, loss of vision (including loss of visual acuity or visual field), loss of vision from AMD, retinal damage in response to light exposure, retinal degeneration, retinal detachment, retinal dysfunction, retinal neovascularization (RNV), retinopathy of prematurity, or RPE degeneration;
- (ii) pseudophakic bullous keratopathy, symptomatic macular degeneration related disorder, optic nerve degeneration, photoreceptor degeneration, cone degeneration, loss of photoreceptor cells, pars planitis, scleritis, proliferative vitreoretinopathy, or formation of ocular drusen;
- (iii) chronic urticaria, Churg-Strauss syndrome, cold agglutinin disease (CAD), corticobasal degeneration (CBD), cryoglobulinemia, cyclitis, damage of the Bruch's membrane, Degos disease, diabetic angiopathy, elevated liver enzymes, endotoxemia, epidermolysis bullosa, or epidermolysis bullosa acquisita;
- (iv) essential mixed cryoglobulinemia, excessive blood urea nitrogen-BUN, focal segmental glomerulosclerosis, Gerstmann-Straussler-Scheinker disease, giant cell arteritis, gout, Hallervorden-Spatz disease, Hashimoto's thyroiditis, Henoch-Schonlein purpura nephritis, or abnormal urinary sediments;
- (v) hepatitis, hepatitis A, hepatitis B, hepatitis C or human immunodeficiency virus (HIV),
- (vi) a viral infection more generally, for example selected from Flaviviridae, Retroviruses, Coronaviridae, Poxviridae, Adenoviridae, Herpesviridae, Caliciviridae, Reoviridae, Picornaviridae, Togaviridae, Orthomyxoviridae, Rhabdoviridae, or Hepadnaviridae;
- (vii) Neisseria meningitidis, shiga toxin E. coli-related hemolytic uremic syndrome (STEC-HUS), Streptococcus, or poststreptococcal glomerulonephritis.

[0447] In a further embodiment, the disorder is selected from:

- (viii) hyperlipidemia, hypertension, hypoalbuminemia, hypobolemic shock, hypocomplementemic urticarial vasculitis syndrome, hypophosphastasis, hypovolemic shock, idiopathic pneumonia syndrome, or idiopathic pulmonary fibrosis;
- (ix) inclusion body myositis, intestinal ischemia, iridocyclitis, iritis, juvenile chronic arthritis, Kawasaki's disease (arteritis), or lipiduria;
- (x) membranoproliferative glomerulonephritis (MPGN) I, microscopic polyangiitis, mixed cryoglobulinemia, molybdenum cofactor deficiency (MoCD) type A, pancreatitis, panniculitis, Pick's disease, polyarteritis nodosa (PAN), progressive subcortical gliosis, proteinuria, reduced glomerular filtration rate (GFR), or renovascular disorder;
- (xi) multiple organ failure, multiple system atrophy (MSA), myotonic dystrophy, Niemann-Pick disease type C, chronic demyelinating diseases, or progressive supranuclear palsy;
- (xii) spinal cord injury, spinal muscular atrophy, spondyloarthropathies, Reiter's syndrome, spontaneous fetal loss, recurrent fetal loss, pre-eclampsia, synucleinopathy, Takayasu's arteritis, post-partum thyroiditis, thyroiditis, Type I cryoglobulinemia, Type II mixed cryoglobulinemia, Type III mixed cryoglobulinemia, ulcerative colitis, uremia, urticaria, venous gas embolus (VGE), or Wegener's granulomatosis;

[0448] In one embodiment, a compound described herein is useful for treating or preventing a disorder selected from autoimmune oophoritis, endometriosis, autoimmune orchitis, Ord's thyroiditis, autoimmune enteropathy, coeliac disease, Hashimoto's encephalopathy, antiphospholipid syndrome (APLS) (Hughes syndrome), aplastic anemia, autoimmune lymphoproliferative syndrome (Canale-Smith syndrome), autoimmune neutropenia, Evans syndrome, pernicious anemia, pure red cell aplasia, thrombocytopenia, adipose dolorosa (Dercum's disease), adult onset Still's disease, ankylosing spondylitis, CREST syndrome, drug-induced lupus, eosinophilic fasciitis (Shulman's syndrome), Felty syndrome, IgG4-related disease, mixed connective tissue disease (MCTD), palindromic rheumatism (Hench-Rosenberg syndrome), Parry-Romberg syndrome, Parsonage-Turner syndrome, relapsing polychondritis (Meyenburg-Altherr-Uehlinger syndrome), retroperitoneal fibrosis, rheumatic fever, Schnitzler syndrome, fibromyalgia, neuromyotonia (Isaac's disease), paraneoplastic degeneration, autoimmune inner ear disease, Meniere's disease, interstitial cystitis, autoimmune pancreatitis, zika virus-related disorders, chikungunya virus-related disorders, subacute bacterial endocarditis (SBE), IgA nephropathy, IgA vasculitis, polymyalgia rheumatic, rheumatoid vasculitis, alopecia areata,

autoimmune progesterone dermatitis, dermatitis herpetiformis, erythema nodosum, gestational pemphigoid, hidradenitis suppurativa, lichen sclerosus, linear IgA disease (LAD), morphea, myositis, pityriasis lichenoides et varioliformis acuta, vitiligo post-myocardial infarction syndrome (Dressler's syndrome), post-pericardiotomy syndrome, autoimmune retinopathy, Cogan syndrome, Graves ophthalmopathy, ligneous conjunctivitis, Mooren's ulcer, opsoclonus myoclonus syndrome, optic neuritis, retinocochleocerebral vasculopathy (Susac's syndrome), sympathetic ophthalmia, Tolosa-Hunt syndrome, interstitial lung disease, antisynthetase syndrome, Addison's disease, autoimmune polyendocrine syndrome (APS) type I, autoimmune polyendocrine syndrome (APS) type II, autoimmune polyendocrine syndrome (APS) type III, disseminated sclerosis (multiple sclerosis, pattern II), rapidly progressing glomerulonephritis (RPGN), juvenile rheumatoid arthritis, enthesitis-related arthritis, reactive arthritis (Reiter's syndrome), autoimmune hepatitis or lupoid hepatitis, primary biliary cirrhosis (PBS), primary sclerosing cholangitis, microscopic colitis, latent lupus (undifferentiated connective tissue disease (UCTD)), acute disseminated encephalomyelitis (ADEM), acute motor axonal neuropathy, anti-n-methyl-D-aspartate receptor encephalitis, Balo concentric sclerosis (Schilders disease), Bickerstaff's encephalitis, chronic inflammatory demyelinating polyneuropathy, idiopathic inflammatory demyelinating disease, Lambert-Eaton myasthenic syndrome, Oshtoran syndrome, pediatric autoimmune neuropsychiatric disorder associated with streptococcus (PANDAS), progressive inflammatory neuropathy, restless leg syndrome, stiff person syndrome, Sydenhem syndrome, transverse myelitis, lupus vasculitis, leukocytoclastic vasculitis, Microscopic Polyangiitis, or polymyositis.

[0449] In one embodiment, a method for the treatment of sickle cell in a host is provided that includes the administration of an effective amount of a compound described herein, or its salt, optionally in a pharmaceutically acceptable carrier. In one embodiment, a method for the treatment of immunothrombocytopenic purpura (ITP), thrombotic thrombocytopenic purpura (TTP), or idiopathic thrombocytopenic purpura (ITP) in a host is provided that includes the administration of an effective amount of a compound described herein, or its salt, optionally in a pharmaceutically acceptable carrier. In one embodiment, a method for the treatment of ANCA-vasculitis in a host is provided that includes the administration of an effective amount of a compound described herein, or its salt, optionally in a pharmaceutically acceptable carrier. In one embodiment, a method for the treatment of IgA nephropathy in a host is provided that includes the administration

of an effective amount of a compound described herein, or its salt, optionally in a pharmaceutically acceptable carrier. In one embodiment, a method for the treatment of rapidly progressing glomerulonephritis (RPGN), in a host is provided that includes the administration of an effective amount of a compound described herein, or its salt, optionally in a pharmaceutically acceptable carrier. In one embodiment, a method for the treatment of lupus nephritis, in a host is provided that includes the administration of an effective amount of a compound described herein, or its salt, optionally in a pharmaceutically acceptable carrier. In one embodiment, a method for the treatment of hemorrhagic dengue fever, in a host is provided that includes the administration of an effective amount of a compound described herein, or its salt, optionally in a pharmaceutically acceptable carrier.

[0450] The active compound or its pharmaceutically acceptable salt or pharmaceutical composition is useful for treating any of the disorders described herein. In one embodiment, the compound is useful for treating or preventing a disorder that is mediated by the complement pathway, and in particular, a pathway that is modulated by complement Factor D. In another embodiment, the compound is effective to treat the named disorder, albeit through a different mechanism.

[0451] In certain embodiments, the disorder is an inflammatory disorder, an immune disorder, an autoimmune disorder, or complement Factor D related disorders in a host. In one embodiment, the disorder is an ocular disorder or an eye disorder.

[0452] Examples of eye disorders that may be treated according to the compositions and methods disclosed herein include amoebic keratitis, fungal keratitis, bacterial keratitis, viral keratitis, onchocercal keratitis, bacterial keratoconjunctivitis, viral keratoconjunctivitis, corneal dystrophic diseases, Fuchs' endothelial dystrophy, Sjogren's syndrome, Stevens-Johnson syndrome, autoimmune dry eye diseases, environmental dry eye diseases, corneal neovascularization diseases, post-corneal transplant rejection prophylaxis and treatment, autoimmune uveitis, infectious uveitis, anterior uveitis, posterior uveitis (including toxoplasmosis), pan-uveitis, an inflammatory disease of the vitreous or retina, endophthalmitis prophylaxis and treatment, macular edema, macular degeneration, age related macular degeneration, proliferative and non-proliferative diabetic retinopathy, hypertensive retinopathy, an autoimmune disease of the retina, primary and metastatic intraocular melanoma, other intraocular

metastatic tumors, open angle glaucoma, closed angle glaucoma, pigmentary glaucoma and combinations thereof.

[0453] In a further embodiment, the disorder is selected from age-related macular degeneration, glaucoma, diabetic retinopathy, neuromyelitis optica (NMO), vasculitis, hemodialysis, blistering cutaneous diseases (including bullous pemphigoid, pemphigus, and epidermolysis bullosa), ocular cicatricial pemphigoid, uveitis, adult macular degeneration, diabetic retinopa retinitis pigmentosa, macular edema, Behcet's uveitis, multifocal choroiditis, Vogt-Koyangi-Harada syndrome, imtermediate uveitis, birdshot retino-chorioditis, sympathetic ophthalmia, ocular dicatricial pemphigoid, ocular pemphigus, nonartertic ischemic optic neuropathy, postoperative inflammation, and retinal vein occlusion, or uveitis (including Behcet's disease and other sub-types of uveitis).

[0454] In some embodiments, complement mediated diseases include ophthalmic diseases (including early or neovascular age-related macular degeneration and geographic atrophy), autoimmune diseases (including arthritis, rheumatoid arthritis), respiratory diseases, cardiovascular diseases. In other embodiments, the compounds of the invention are suitable for use in the treatment of diseases and disorders associated with fatty acid metabolism, including obesity and other metabolic disorders.

[0455] Complement mediated disorders that may be treated or prevented by the active compound or its pharmaceutically acceptable salt include, but are not limited to:

- (i) paroxysmal nocturnal hemoglobinuria (PNH), hereditary angioedema, capillary leak syndrome, atypical hemolytic uremic syndrome (aHUS), hemolytic uremic syndrome (HUS), abdominal aortic aneurysm, hemodialysis complications, hemolytic anemia, or hemodialysis;
- (ii) myasthenia gravis, multiple sclerosis, C3 glomerulonephritis (C3GNs), MPGN II (dense deposit disease), neurological disorders, Guillain Barre Syndrome, diseases of the central nervous system and other neurodegenerative conditions, glomerulonephritis (including membrane proliferative glomerulonephritis), SLE nephritis, proliferative nephritis, liver fibrosis, tissue regeneration and neural regeneration, or Barraquer-Simons Syndrome;
- (iii) inflammatory effects of sepsis, systemic inflammatory response syndrome (SIRS), disorders of inappropriate or undesirable complement activation, interleukin-2 induced toxicity during IL-2 therapy, inflammatory disorders, inflammation of autoimmune diseases, system lupus erythematosus (SLE), Crohn's disease, rheumatoid arthritis, inflammatory bowel

disease, lupus nephritides, arthritis, immune complex disorders and autoimmune diseases, systemic lupus, or lupus erythematosus;

- (iv) ischemia/ reperfusion injury (I/R injury), myocardial infarction, myocarditis, post-ischemic reperfusion conditions, balloon angioplasty, atherosclerosis, post-pump syndrome in cardiopulmonary bypass or renal bypass, renal ischemia, mesenteric artery reperfusion after aortic reconstruction, antiphospholipid syndrome, autoimmune heart disease, ischemia-reperfusion injuries, obesity, or diabetes;
- (v) Alzheimer's dementia, stroke, schizophrenia, traumatic brain injury, trauma, Parkinson's disease, epilepsy, transplant rejection, prevention of fetal loss, biomaterial reactions (e.g. in hemodialysis, implants), hyperacute allograft rejection, xenograft rejection, transplantation, psoriasis, burn injury, thermal injury including burns or frostbite;
- (vi) asthma, allergy, acute respiratory distress syndrome (ARDS), cystic fibrosis, adult respiratory distress syndrome, dyspnea, hemoptysis, chronic obstructive pulmonary disease (COPD), emphysema, pulmonary embolisms and infarcts, pneumonia, fibrogenic dust diseases, inert dusts and minerals (e.g., silicon, coal dust, beryllium, and asbestos), pulmonary fibrosis, organic dust diseases, chemical injury (due to irritant gases and chemicals, e.g., chlorine, phosgene, sulfur dioxide, hydrogen sulfide, nitrogen dioxide, ammonia, and hydrochloric acid), smoke injury, thermal injury (e.g., burn, freeze), bronchoconstriction, hypersensitivity pneumonitis, parasitic diseases, Goodpasture's Syndrome (anti-glomerular basement membrane nephritis), pulmonary vasculitis, Pauci-immune vasculitis, or immune complex- associated inflammation.

[0456] In one embodiment, a method for the treatment of paroxysmal nocturnal hemoglobinuria (PNH) is provided that includes the administration of an effective amount of an active compound as described herein or a pharmaceutically acceptable salt thereof, optionally in a pharmaceutically acceptable carrier.

[0457] In another embodiment, a method for the treatment of age-related macular degeneration (AMD) is provided that includes the administration of an effective amount of an active compound, or a pharmaceutically acceptable salt thereof, optionally in a pharmaceutically acceptable carrier.

[0458] In another embodiment, a method for the treatment of rheumatoid arthritis is provided that includes the administration of an effective amount of an active compound as

described herein, or a pharmaceutically acceptable salt thereof, optionally in a pharmaceutically acceptable carrier.

[0459] In another embodiment, a method for the treatment of multiple sclerosis is provided that includes the administration of an effective amount of an active compound as described herein, or a pharmaceutically acceptable salt thereof, optionally in a pharmaceutically acceptable carrier.

[0460] In another embodiment, a method for the treatment of myasthenia gravis is provided that includes the administration of an effective amount of an active compound as described herein or a pharmaceutically acceptable salt thereof, optionally in a pharmaceutically acceptable carrier.

[0461] In another embodiment, a method for the treatment of atypical hemolytic uremic syndrome (aHUS) is provided that includes the administration of an effective amount of an active compound as described herein, or a pharmaceutically acceptable salt thereof, optionally in a pharmaceutically acceptable carrier.

[0462] In another embodiment, a method for the treatment of C3 glomerulonephritis is provided that includes the administration of an effective amount of an active compound as described herein, or a pharmaceutically acceptable salt thereof, optionally in a pharmaceutically acceptable carrier.

[0463] In another embodiment, a method for the treatment of abdominal aortic aneurysm is provided that includes the administration of an effective amount of an active compound as described herein, or a pharmaceutically acceptable salt thereof, optionally in a pharmaceutically acceptable carrier.

[0464] In another embodiment, a method for the treatment of neuromyelitis optica (NMO) is provided that includes the administration of an effective amount of an active compound as described herein, or a pharmaceutically acceptable salt thereof, optionally in a pharmaceutically acceptable carrier.

[0465] In some embodiments, the present invention provides methods of treating or preventing an inflammatory disorder or a complement related disease, by administering to a host in need thereof an effective amount of an active compound as described herein. In some embodiments, the present invention provides methods of treating or preventing an inflammatory disorder more generally, an immune disorder, autoimmune disorder, or complement Factor D related disorder, by providing an effective amount of a compound or pharmaceutically acceptable salt of an active compound as described herein to patient with a Factor D mediated inflammatory

disorder. The active compound may be provided as the only active agent or may be provided together with one or more additional active agents.

[0466] In one embodiment, a method for the treatment of a disorder associated with a dysfunction in the complement cascade is provided that includes the administration of an effective amount of an active compound as described herein, or a pharmaceutically acceptable salt thereof, optionally in a pharmaceutically acceptable carrier. In one embodiment, a method of inhibiting activation of the alternative complement pathway in a host is provided that includes the administration of an effective amount of an active compound as described herein, or a pharmaceutically acceptable salt thereof, optionally in a pharmaceutically acceptable carrier. In one embodiment, a method of modulating Factor D activity in a host is provided that includes the administration of an effective amount of an active compound as described in, or a pharmaceutically acceptable salt thereof, optionally in a pharmaceutically acceptable carrier.

[0467] In an additional alternative embodiment, an active compound as described herein, or a pharmaceutically acceptable salt thereof, optionally in a pharmaceutically acceptable carrier is used in the treatment of an autoimmune disorder.

[0468] The complement pathway enhances the ability of antibodies and phagocytic cells to clear microbes and damaged cells from the body. It is part of the innate immune system and in healthy individuals is an essential process. Inhibiting the complement pathway will decrease the body's immune system response. Therefore, it is an object of the present invention to treat autoimmune disorders by administering an effective dose of an active compound as described herein, or a pharmaceutically acceptable salt thereof, optionally in a pharmaceutically acceptable carrier, to a host in need thereof.

[0469] In one embodiment the autoimmune disorder is caused by activity of the complement system. In one embodiment the autoimmune disorder is caused by activity of the alternative complement pathway. In one embodiment the autoimmune disorder is caused by activity of the classical complement pathway. In another embodiment the autoimmune disorder is caused by a mechanism of action that is not directly related to the complement system, such as the over-proliferation of T-lymphocytes or the over-production of cytokines.

[0470] Non-limiting examples of autoimmune disorders include: allograft rejection, autoimmune thyroid diseases (such as Graves' disease and Hashimoto's thyroiditis), autoimmune uveoretinitis, giant cell arteritis, inflammatory bowel diseases (including Crohn's disease,

ulcerative colitis, regional enteritis, granulomatous enteritis, distal ileitis, regional ileitis, and terminal ileitis), diabetes, multiple sclerosis, pernicious anemia, psoriasis, rheumatoid arthritis, sarcoidosis, and scleroderma.

[0471] In one embodiment, an active compound as described herein or a pharmaceutically acceptable salt thereof, optionally in a pharmaceutically acceptable carrier, is used in the treatment of lupus. Non-limiting examples of lupus include lupus erythematosus, cutaneous lupus, discoid lupus erythematosus, chilblain lupus erythematosus, lupus erythematosus-lichen planus overlap syndrome.

[0472] Lupus erythematosus is a generic category of disease that includes both systemic and cutaneous disorders. The systemic form of the disease can have cutaneous as well as systemic manifestations. However, there are also forms of the disease that are only cutaneous without systemic involvement. For example, SLE is an inflammatory disorder of unknown etiology that occurs predominantly in women, and is characterized by articular symptoms, butterfly erythema, recurrent pleurisy, pericarditis, generalized adenopathy, splenomegaly, as well as CNS involvement and progressive renal failure. The sera of most patients (over 98%) contain antinuclear antibodies, including anti-DNA antibodies. High titers of anti-DNA antibodies are essentially specific for SLE. Conventional treatment for this disease has been the administration of corticosteroids or immunosuppressants.

[0473] There are three forms of cutaneous lupus: chronic cutaneous lupus (also known as discoid lupus erythematosus or DLE), subacute cutaneous lupus, and acute cutaneous lupus. DLE is a disfiguring chronic disorder primarily affecting the skin with sharply circumscribed macules and plaques that display erythema, follicular plugging, scales, telangiectasia and atrophy. The condition is often precipitated by sun exposure, and the early lesions are erythematous, round scaling papules that are 5 to 10 mm in diameter and display follicular plugging. DLE lesions appear most commonly on the cheeks, nose, scalp, and ears, but they may also be generalized over the upper portion of the trunk, extensor surfaces of the extremities, and on the mucous membranes of the mouth. If left untreated, the central lesion atrophies and leaves a scar. Unlike SLE, antibodies against double-stranded DNA (eg., DNA-binding test) are almost invariably absent in DLE.

[0474] Multiple sclerosis is an autoimmune demyelinating disorder that is believed to be T lymphocyte dependent. MS generally exhibits a relapsing-remitting course or a chronic

progressive course. The etiology of MS is unknown, however, viral infections, genetic predisposition, environment, and autoimmunity all appear to contribute to the disorder. Lesions in MS patients contain infiltrates of predominantly T lymphocyte mediated microglial cells and infiltrating macrophages. CD4+ T lymphocytes are the predominant cell type present at these lesions. The hallmark of the MS lesion is plaque, an area of demyelination sharply demarcated from the usual white matter seen in MRI scans. Histological appearance of MS plaques varies with different stages of the disease. In active lesions, the blood-brain barrier is damaged, thereby permitting extravasation of serum proteins into extracellular spaces. Inflammatory cells can be seen in perivascular cuffs and throughout white matter. CD4+ T-cells, especially Th1, accumulate around postcapillary venules at the edge of the plaque and are also scattered in the white matter. In active lesions, up-regulation of adhesion molecules and markers of lymphocyte and monocyte activation, such as IL2-R and CD26 have also been observed. Demyelination in active lesions is not accompanied by destruction of oligodendrocytes. In contrast, during chronic phases of the disease, lesions are characterized by a loss of oligodendrocytes and hence, the presence of myelin oligodendrocyte glycoprotein (MOG) antibodies in the blood.

[0475] Diabetes can refer to either type 1 or type 2 diabetes. In one embodiment a compound of Table 2 or Table 3 or a pharmaceutically acceptable salt thereof, optionally in a pharmaceutically acceptable carrier, is provided at an effective dose to treat a patient with type 1 diabetes. In one embodiment a compound of Table 2 or Table 3, or a pharmaceutically acceptable salt thereof, optionally in a pharmaceutically acceptable carrier, is provided at an effective dose to treat a patient with type 2 diabetes.

[0476] Type 1 diabetes is an autoimmune disease. An autoimmune disease results when the body's system for fighting infection (the immune system) turns against a part of the body. The pancreas then produces little or no insulin.

V. COMBINATION THERAPY

[0477] In additional embodiments, an effective amount of an active compound or its salt or composition as described herein may be provided in combination or alternation with or preceded by, concomitant with or followed by, an effective amount of at least one additional therapeutic agent, for example, for treatment of a disorder listed herein. Nonlimiting examples of second active agents for such combination therapy are provided below.

[0478] In one embodiment, an effective amount of an active compound or its salt or composition as described herein may be provided in combination or alternation with an effective amount of at least one additional inhibitor of the complement system or a second active compound with a different biological mechanism of action. In the description below and herein generally, whenever any of the terms referring to an active compound or its salt or composition as described herein are used, it should be understood that pharmaceutically acceptable salts, prodrugs or compositions are considered included, unless otherwise stated or inconsistent with the text.

[0479] In nonlimiting embodiments, an active compound or its salt or composition as described herein may be provided together with a protease inhibitor, a soluble complement regulator, a therapeutic antibody (monoclonal or polyclonal), complement component inhibitor, receptor agonist, or siRNA.

[0480] In other embodiments, an active compound described herein is administered in combination or alternation with an antibody against tumor necrosis factor (TNF), including but not limited to infliximab (Remicade), adalimumab, certolizumab, golimumab, or a receptor fusion protein such as etanercept (Embrel).

[0481] In another embodiment, an active compound as described herein can be administered in combination or alternation with an anti-CD20 antibody, including but not limited to Rituxan (rituximab), Humira (adalimumab), Arzerra (ofatumumab), Bexxar (tositumomab), Gazyva (obinutuzumab) or Zevalin (ibritumomab).

[0482] In another embodiment, an active compound as described herein can be administered in combination or alternation with an immune checkpoint inhibitor. Nonlimiting examples of checkpoint inhibitors are anti-PD-1 or anti-PDL1 antibodies (for example, Nivolumab, Pembrolizumab, Pidilizumab and Atezolizumab) and anti-CTLA4 antibodies (Ipilimumab and Tremelimumab).

[0483] Nonlimiting examples of active agents that can be used in combination with active compounds described herein are:

[0484] Protease inhibitors: plasma-derived C1-INH concentrates, for example Cetero® (Sanquin), Berinert-P® (CSL Behring, Lev Pharma), and Cinryze®; recombinant human C1-inhibitors, for example Rhucin®; ritonavir (Norvir®, Abbvie, Inc.);

[0485] Soluble complement regulators: Soluble complement receptor 1 (TP10) (Avant Immunotherapeutics); sCR1-sLe^x/TP-20 (Avant Immunotherapeutics); MLN-2222 /CAB-2 (Millenium Pharmaceuticals); Mirococept (Inflazyme Pharmaceuticals);

[0486] Therapeutic antibodies: Eculizumab/Soliris (Alexion Pharmaceuticals); Pexelizumab (Alexion Pharmaceuticals); Ofatumumab (Genmab A/S); TNX-234 (Tanox); TNX-558 (Tanox); TA106 (Taligen Therapeutics); Neutrazumab (G2 Therapies); Anti-properdin (Novelmed Therapeutics); HuMax-CD38 (Genmab A/S);

[0487] Complement component inhibitors: Compstatin/POT-4 (Potentia Pharmaceuticals); ARC1905 (Archemix);

[0488] Receptor agonists: PMX-53 (Peptech Ltd.); JPE-137 (Jerini); JSM-7717 (Jerini);

[0489] Others: Recombinant human MBL (rhMBL; Enzon Pharmaceuticals).

[0490] Imides and glutarimide derivatives such as thalidomide, lenalidomide, pomalidomide;

[0491] Additional nonlimiting examples that can be used in combination or alternation with an active compound or its salt or composition as described herein include the following.

Non-limiting examples of potential therapeutics for combination therapy			
Name	Target	Company	Class of Molecule
LFG316	C5	Novartis/Morphosys	Monoclonal antibody
4(1MEW)APL-1,APL-2	C3/C3b	Apella	Compstatin Family
4(1MeW)POT-4	C3/C3b	Potentia	Compstatin Family
Anti-C5 siRNA	C5	Alnylam	Si-RNA
Anti-FB siRNA	CFB	Alnylam	SiRNA
ARC1005	C5	Novo Nordisk	Aptamers
ATA	C5	N.A.	Chemical
Coversin	C5	Volution Immuno- Pharmaceuticals	Small animal protein
CP40/AMY-101,PEG-Cp40	C3/C3b	Amyndas	Compstatin Family
CRIg/CFH	CAP C3 convertase	NA	CFH-based protein

Cynryze	C1n/C1s	ViroPharma/Baxter	Human purified protein
FCFD4514S	CFD	Genentech/Roche	Monoclonal antibody
H17	C3 (C3b/iC3b)	EluSys Therapeutics	Monoclonal antibody
Mini-CFH	CAP C3 convertase	Amyndas	CFH-based protein
Mirococept (APT070)	CAP and CCP C3	NA	CR1-based protein
Mubodine	C5	Adienne	Monoclonal antibody
RA101348	C5	Rapharma	Small molecule
sCR1 (CDX-1135)	CAP and CP C3	Celldex	CR1-based protein
SOBI002	C5	Swedish Orphan Biovitrum	Affibody
SOMAmers	C5	SomaLogic	Aptamers
SOMAmers	CFB and CFD	SomaLogic	Aptamers (SELEX)
TA106	CFB	Alexion Pharmaceuticals	Monoclonal antibody
TNT003	C1s	True North	Monoclonal antibody
TT30 (CR2/CFH)	CAP C3 convertase	Alexion	CFH-based protein
TT32 (CR2/CR1)	CAP and CCP C3	Alexion	CR1-based protein
Nafamostat (FUT-175, Futhan)	C1s, CFD, other proteases	Torri Pharmaceuticals	Small molecule
OMS721	MASP-2	Omeros	Monoclonal antibody
OMS906	MASP-3	Omeros	Monoclonal antibody
Bikaciomab, NM9308	CFB	Novelmed	Monoclonal antibody
NM9401	Properdin	Novelmed	Monoclonal antibody
CVF, HC-1496	C3	InCode	Recombinant peptide

ALXN1102/ALXN1103 (TT30)	C3-conv, C3b	Alexion Pharmaceuticals	Regulator
rFH	C3-conv, C3b	Optherion	Regulator
5C6, AMY-301	CFH	Amyndas	Regulator
Erdigna	C5	Adienne Pharma	Antibody
ARC1905	C5	Ophotech	Monoclonal Antibody
MEDI7814	C5/C5a	MedImmune	Monoclonal Antibody
NOX-D19	C5a	Noxxon	Aptamer (Spiegelmer)
IFX-1, CaCP29	C5a	InflaRx	Monoclonal Antibody
PMX53, PMX205	C5aR	Cephalon, Teva	Peptidomimetic
CCX168	C5aR	ChemoCentryx	Small molecule
ADC-1004	C5aR	Alligator Bioscience	Small molecule
Anti-C5aR-151, NN8209; Anti-C5aR- 215, NN8210	C5aR	Novo Nordisk	Monoclonal Antibody
Imprime PGG	CR3	Biothera	Soluble beta-glucan

[0492] In one embodiment, an active compound or its salt or composition as described herein may be provided together with a compound that inhibits an enzyme that metabolizes an administered protease inhibitor. In one embodiment, a compound or salt may be provided together with ritonavir.

[0493] In one embodiment, an active compound or its salt or composition as described herein may be provided in combination with a complement C5 inhibitor or C5 convertase inhibitor. In another embodiment, an active compound or its salt or composition as described herein may be provided in combination with eculizumab, a monoclonal antibody directed to the complement factor C5 and manufactured and marketed by Alexion Pharmaceuticals under the tradename Soliris. Eculizumab has been approved by the U.S. FDA for the treatment of PNH and aHUS.

[0494] In one embodiment, an active compound or its salt or composition as described herein may be provided together with a compound that inhibits complement factor D. In one embodiment of the invention, an active compound or its salt or composition as described herein as described herein can be used in combination or alternation with a compound described in Biocryst

Pharmaceuticals US Pat. No. 6,653,340 titled "Compounds useful in the complement, coagulat and kallikrein pathways and method for their preparation" describes fused bicyclic ring compounds that are potent inhibitors of Factor D; Novartis PCT patent publication WO2012/093101 titled "Indole compounds or analogues thereof useful for the treatment of age-related macular degeneration" describes certain Factor D inhibitors; Novartis PCT patent publications WO2014/002051, WO2014/002052, WO2014/002053, WO2014/002054, WO2014/002057, WO2014/002058, WO2014/002059, WO2014/005150, WO2014/009833, WO 2013/164802, WO 2015/009616, WO 2015/066241, Bristol-Myers Squibb PCT patent publication WO2004/045518 titled "Open chain prolyl urea-related modulators of androgen receptor function"; Japan Tobacco Inc. PCT patent publication WO1999/048492 titled "Amide derivatives and nociceptin antagonists"; Ferring B.V. and Yamanouchi Pharmaceutical Co. LTD. PCT patent publication WO1993/020099 titled "CCK and/or gastrin receptor ligands"; Alexion Pharmaceuticals PCT patent publication WO1995/029697 titled "Methods and compositions for the treatment of glomerulonephritis and other inflammatory diseases"; or Achillion Pharmaceuticals filed PCT Patent Application No. PCT/US2015/017523 and U.S. Patent Application No. 14/631,090 titled "Alkyne Compounds for Treatment of Complement Mediated Disorders"; PCT Patent Application No. PCT/US2015/017538 and U.S. Patent Application No. 14/631,233 titled "Amide Compounds for Treatment of Complement Mediated Disorders"; PCT Patent Application No. PCT/US2015/017554 and U.S. Patent Application No. 14/631,312 titled "Amino Compounds for Treatment of Complement Mediated Disorders"; PCT Patent Application No. PCT/US2015/017583 and U.S. Patent Application No. 14/631,440 titled "Carbamate, Ester, and Ketone Compounds for Treatment of Complement Mediated Disorders"; PCT Patent Application No. PCT/US2015/017593 and U.S. Patent Application No. 14/631,625 titled "Aryl, Heteroaryl, and Heterocyclic Compounds for Treatment of Complement Mediated Disorders"; PCT Patent Application No. PCT/US2015/017597 and U.S. Patent Application No. 14/631,683 titled "Ether Compounds for Treatment of Complement Mediated Disorders"; PCT Patent Application No. PCT/US2015/017600 and U.S. Patent Application No. 14/631,785 titled "Phosphonate Compounds for Treatment of Complement Mediated Disorders"; and PCT Patent Application No. PCT/US2015/017609 and U.S. Patent Application No. 14/631,828 titled "Compounds for Treatment of Complement Mediated Disorders."

[0495] In one embodiment, an active compound or its salt or composition as described herein is administered in combination with an anti-inflammatory drug, antimicrobial agent, anti-angiogenesis agent, immunosuppressant, antibody, steroid, ocular antihypertensive drug or combinations thereof. Examples of such agents include amikacin, anecortane acetate, anthracenedione, anthracycline, an azole, amphotericin B, bevacizumab, camptothecin, cefuroxime, chloramphenicol, chlorhexidine, chlorhexidine digluconate, clotrimazole, a clotrimazole cephalosporin, corticosteroids, dexamethasone, desamethazone, econazole, eftazidime, epipodophyllotoxin, fluconazole, flucytosine, fluoropyrimidines, fluoroquinolones, gatifloxacin, glycopeptides, imidazoles, itraconazole, ivermectin, ketoconazole, levofloxacin, macrolides, miconazole, miconazole nitrate, moxifloxacin, natamycin, neomycin, nystatin, ofloxacin, polyhexamethylene biguanide, prednisolone, prednisolone acetate, pegaptanib, platinum analogues, polymycin B, propamidine isethionate, pyrimidine nucleoside, ranibizumab, squalamine lactate, sulfonamides, triamcinolone, triamcinolone acetonide, triazoles, vancomycin, anti-vascular endothelial growth factor (VEGF) agents, VEGF antibodies, VEGF antibody fragments, vinca alkaloid, timolol, betaxolol, travoprost, latanoprost, bimatoprost, brimonidine, dorzolamide, acetazolamide, pilocarpine, ciprofloxacin, azithromycin, gentamycin, tobramycin, cefazolin, voriconazole, gancyclovir, cidofovir, foscarnet, diclofenac, nepafenac, ketorolac, ibuprofen, indomethacin, fluoromethalone, rimexolone, anecortave, cyclosporine, methotrexate, tacrolimus and combinations thereof.

[0496] In one embodiment of the present invention, an active compound or its salt or composition as described herein can be administered in combination or alternation with at least one immunosuppressive agent. The immunosuppressive agent as nonlimiting examples, may be a calcineurin inhibitor, e.g. a cyclosporin or an ascomycin, e.g. Cyclosporin A (NEORAL®), FK506 (tacrolimus), pimecrolimus, a mTOR inhibitor, e.g. rapamycin or a derivative thereof, e.g. Sirolimus (RAPAMUNE®), Everolimus (Certican®), temsirolimus, zotarolimus, biolimus-7, biolimus-9, a rapalog, e.g. ridaforolimus, azathioprine, campath 1H, a S1P receptor modulator, e.g. fingolimod or an analogue thereof, an anti IL-8 antibody, mycophenolic acid or a salt thereof, e.g. sodium salt, or a prodrug thereof, e.g. Mycophenolate Mofetil (CELLCEPT®), OKT3 (ORTHOCLONE OKT3®), Prednisone, ATGAM®, THYMOGLOBULIN®, Brequinar Sodium, OKT4, T10B9.A-3A, 33B3.1, 15-deoxyspergualin, tresperimus, Leflunomide ARAVA®, CTLAI-Ig, anti-CD25, anti-IL2R, Basiliximab (SIMULECT®), Daclizumab (ZENAPAX®), mizorbine,

methotrexate, dexamethasone, ISAtx-247, SDZ ASM 981 (pimecrolimus, Elidel®), CTLA4lg (Abatacept), belatacept, LFA3lg, etanercept (sold as Enbrel® by Immunex), adalimumab (Humira®), infliximab (Remicade®), an anti-LFA-1 antibody, natalizumab (Antegren®), Enlimomab, gavilimomab, antithymocyte immunoglobulin, siplizumab, Alefacept efalizumab, pentasa, mesalazine, asacol, codeine phosphate, benorylate, fenbufen, naprosyn, diclofenac, etodolac and indomethacin, aspirin and ibuprofen.

[0497] Examples of anti-inflammatory agents include methotrexate, dexamethasone, dexamethasone alcohol, dexamethasone sodium phosphate, fluomethalone acetate, fluomethalone alcohol, lotoprendol etabonate, medrysone, prednisolone acetate, prednisolone sodium phosphate, difluprednate, rimexolone, hydrocortisone, hydrocortisone acetate, lodoxamide tromethamine, aspirin, ibuprofen, suprofen, piroxicam, meloxicam, flubiprofen, naproxan, ketoprofen, tenoxicam, diclofenac sodium, ketotifen fumarate, diclofenac sodium, nepafenac, bromfenac, flurbiprofen sodium, suprofen, celecoxib, naproxen, rofecoxib, glucocorticoids, diclofenac, and any combination thereof. In one embodiment, an active compound or its salt or composition as described herein is combined with one or more non-steroidal anti-inflammatory drugs (NSAIDs) selected from naproxen sodium (Anaprox), celecoxib (Celebrex), sulindac (Clinoril), oxaprozin (Daypro), salsalate (Disalcid), diflunisal (Dolobid), piroxicam (Feldene), indomethacin (Indocin), etodolac (Lodine), meloxicam (Mobic), naproxen (Naprosyn), nabumetone (Relafen), ketorolac tromethamine (Toradol), naproxen/esomeprazole (Vimovo), and diclofenac (Voltaren), and combinations thereof.

[0498] In one embodiment, an active compound or its salt or composition as described herein is administered in combination or alteration with an omega-3 fatty acid or a peroxisome proliferator-activated receptor (PPARs) agonist. Omega-3 fatty acids are known to reduce serum triglycerides by inhibiting DGAT and by stimulating peroxisomal and mitochondrial beta oxidation. Two omega-3 fatty acids, eicosapentaenoic acid (EPA) and docosahexaenoic acid (DHA), have been found to have high affinity for both PPAR-alpha and PPAR-gamma. Marine oils, e.g., fish oils, are a good source of EPA and DHA, which have been found to regulate lipid metabolism. Omega-3 fatty acids have been found to have beneficial effects on the risk factors for cardiovascular diseases, especially mild hypertension, hypertriglyceridemia and on the coagulation factor VII phospholipid complex activity. Omega-3 fatty acids lower serum triglycerides, increase serum HDL- cholesterol, lower systolic and diastolic blood pressure and the

pulse rate, and lower the activity of the blood coagulation factor VII-phospholipid complex. Further, omega-3 fatty acids seem to be well tolerated, without giving rise to any severe side effects. One such form of omega-3 fatty acid is a concentrate of omega-3, long chain, polyunsaturated fatty acids from fish oil containing DHA and EPA and is sold under the trademark Omacor®. Such a form of omega-3 fatty acid is described, for example, in U.S. Patent Nos. 5,502,077, 5,656,667 and 5,698,594, the disclosures of which are incorporated herein by reference.

[0499] Peroxisome proliferator-activated receptors (PPARs) are members of the nuclear hormone receptor superfamily ligand-activated transcription factors that are related to retinoid, steroid and thyroid hormone receptors. There are three distinct PPAR subtypes that are the products of different genes and are commonly designated PPAR-alpha, PPAR-beta/delta (or merely, delta) and PPAR-gamma. General classes of pharmacological agents that stimulate peroxisomal activity are known as PPAR agonists, e.g., PPAR-alpha agonists, PPAR-gamma agonists and PPAR-delta agonists. Some pharmacological agents are combinations of PPAR agonists, such as alpha/gamma agonists, etc., and some other pharmacological agents have dual agonist/antagonist activity. Fibrates such as fenofibrate, bezafibrate, clofibrate and gemfibrozil, are PPAR-alpha agonists and are used in patients to decrease lipoproteins rich in triglycerides, to increase HDL and to decrease atherogenic-dense LDL. Fibrates are typically orally administered to such patients. Fenofibrate or 2-[4-(4-chlorobenzoyl)phenoxy]-2-methyl-propanoic acid, 1-methylethyl ester, has been known for many years as a medicinally active principle because of its efficacy in lowering blood triglyceride and cholesterol levels.

[0500] In one embodiment, the present invention provides a method of treating or preventing age-related macular degeneration (AMD) by administering to a host in need thereof an effective amount of an active compound or its salt or composition as described herein in combination with an anti-VEGF agent. Nonlimiting examples of anti-VEGF agents include, but are not limited to, aflibercept (Eylea®; Regeneron Pharmaceuticals); ranibizumab (Lucentis®: Genentech and Novartis); and pegaptanib (Macugen®; OSI Pharmaceuticals and Pfizer); Bevacizumab (Avastin; Genentech/Roche); anecortane acetate, squalamine lactate, and corticosteroids, including, but not limited to, triamcinolone acetonide.

[0501] In one embodiment, the present invention provides a method of treating or preventing paroxysmal nocturnal hemoglobinuria (PNH) by administering to a host in need thereof an effective amount of an active compound or its salt or composition as described herein with an

additional inhibitor of the complement system or another active compound with a different biological mechanism of action. In another embodiment, the present invention provides a method of treating or preventing paroxysmal nocturnal hemoglobinuria (PNH) by administering to a host in need thereof an effective amount of an active compound or its salt or composition as described herein in combination or alternation with eculizumab. In another embodiment, the present invention provides a method of treating or preventing paroxysmal nocturnal hemoglobinuria (PNH) by administering to a host in need thereof an effective amount of an active compound or its salt or composition as described herein in combination or alternation with CP40. In one embodiment, the additional agent is PEGylated-CP40. CP40 is a peptide inhibitor that shows a strong binding affinity for C3b and inhibits hemolysis of paroxysmal nocturnal hemoglobinuria (PNH) erythrocytes.

[0502] In one embodiment, the present invention provides a method of treating or preventing rheumatoid arthritis by administering to a host in need thereof an effective amount of a composition comprising an active compound or its salt or composition as described herein in combination or alternation with an additional inhibitor of the complement system, or an active agent that functions through a different mechanism of action. In another embodiment, the present invention provides a method of treating or preventing rheumatoid arthritis by administering to a host in need thereof an effective amount of an active compound or its salt or composition as described herein in combination or alternation with methotrexate. In certain embodiments, an active compound or its salt or composition as described herein is administered in combination or alternation with at least one additional therapeutic agent selected from: salicylates including aspirin (Anacin, Ascriptin, Bayer Aspirin, Ecotrin) and salsalate (Mono-Gesic, Salgesic); nonsteroidal anti-inflammatory drugs (NSAIDs); nonselective inhibitors of the cyclo-oxygenase (COX-1 and COX-2) enzymes, including diclofenac (Cataflam, Voltaren), ibuprofen (Advil, Motrin), ketoprofen (Orudis), naproxen (Aleve, Naprosyn), piroxicam (Feldene), etodolac (Lodine), indomethacin, oxaprozin (Daypro), nabumetone (Relafen), and meloxicam (Mobic); selective cyclo-oxygenase-2 (COX-2) inhibitors including Celecoxib (Celebrex); disease-modifying antirheumatic drugs (DMARDs), including azathioprine (Imuran), cyclosporine (Sandimmune, Neoral), gold salts (Ridaura, Solganal, Aurolate, Myochrysine), hydroxychloroquine (Plaquenil), leflunomide (Arava), methotrexate (Rheumatrex), penicillamine (Cuprimine), and sulfasalazine (Azulfidine); biologic drugs including abatacept (Orencia),

etanercept (Enbrel), infliximab (Remicade), adalimumab (Humira), and anakinra (Kineret); corticosteroids including betamethasone (Celestone Soluspan), cortisone (Cortone), dexamethasone (Decadron), methylprednisolone (SoluMedrol, DepoMedrol), prednisolone (Delta-Cortef), prednisone (Deltasone, Orasone), and triamcinolone (Aristocort); gold salts, including Auranofin (Ridaura); Aurothioglucose (Solganal); Aurolate; Myochrysine; or any combination thereof.

[0503] In one embodiment, the present invention provides a method of treating or preventing multiple sclerosis by administering to a host in need thereof an effective amount of an active compound or its salt or composition as described herein in combination or alternation with an additional inhibitor of the complement system, or an active agent that functions through a different mechanism of action. In another embodiment, the present invention provides a method of treating or preventing multiple sclerosis by administering to a host in need thereof an effective amount of an active compound or its salt or composition as described herein in combination or alternation with a corticosteroid. Examples of corticosteroids include, but are not limited to, prednisone, dexamethasone, solumedrol, and methylprednisolone. In one embodiment, an active compound or its salt or composition as described herein is combined with at least one anti-multiple sclerosis drug, for example, selected from: Aubagio (teriflunomide), Avonex (interferon beta-1a), Betaseron (interferon beta-1b), Copaxone (glatiramer acetate), Extavia (interferon beta-1b), Gilenya (fingolimod), Lemtrada (alemtuzumab), Novantrone (mitoxantrone), Plegridy (peginterferon beta-1a), Rebif (interferon beta-1a), Tecfidera (dimethyl fumarate), Tysabri (natalizumab), Solu-Medrol (methylprednisolone), High-dose oral Deltasone (prednisone), H.P. Acthar Gel (ACTH), or a combination thereof.

[0504] In one embodiment, an active compound or its salt or composition as described herein is useful in a combination with another pharmaceutical agent to ameliorate or reduce a side effect of the agent. For example, in one embodiment, an active compound or its salt or composition as described herein may be used in combination with adoptive cell transfer therapies to reduce an associated inflammatory response associated with such therapies, for example, a cytokine mediated response such as cytokine release syndrome. In one embodiment, the adoptive cell transfer therapy includes the use of a chimeric antigen receptor T-Cell (CAR T). In one embodiment, the adoptive cell transfer therapy includes the use of a chimeric antigen receptor T-Cell (CAR T) or a dendritic cell to treat a hematologic or solid tumor, for example, a B-cell related

hematologic cancer. In one embodiment, the hematologic or solid tumor is acute lymphoblastic leukemia (ALL), acute myeloid leukemia (AML), non-Hodgkin's lymphoma, chronic lymphocytic leukemia (CLL), pancreatic cancer, glioblastoma, or a cancer that expresses CD19.

[0505] In an additional alternative embodiment, an active compound or its salt or composition as described herein may be provided in combination with eculizumab for the treatment of PNH, aHUSs, STEC-HUS, ANCA-vasculitis, AMD, CAD, chronic hemolysis, neuromyelitis optica, or transplantation rejection. In one embodiment, an active compound or its salt or composition as described herein may be provided in combination with compstatin or a compstatin derivative for the treatment of PNH, aHUSs, STEC-HUS, ANCA-vasculitis, AMD, CAD, chronic hemolysis, neuromyelitis optica, or transplantation rejection.

[0506] In one embodiment, an active compound or its salt or composition as described herein may be provided in combination with rituxan for the treatment of a complement mediated disorder. In one embodiment, the complement mediated disorder is, for example, rheumatoid arthritis, Granulomatosis with Polyangiitis (GPA) (Wegener's Granulomatosis), and Microscopic Polyangiitis (MPA). In one embodiment, the disorder is Lupus.

[0507] In one embodiment, an active compound or its salt or composition as described herein may be provided in combination with cyclophosphamide for the treatment of a complement mediated disorder. In one embodiment, the disorder is an autoimmune disease. In one embodiment, the complement mediated disorder is, for example, rheumatoid arthritis, Granulomatosis with Polyangiitis (GPA) (Wegener's Granulomatosis), and Microscopic Polyangiitis (MPA). In one embodiment, the disorder is Lupus.

[0508] In one embodiment, an active compound or its salt or composition as described herein is dosed in combination with a conventional DLE treatment for the treatment of lupus to a host in need thereof.

[0509] Examples of conventional DLE treatments include topical corticosteroid ointments or creams, such as triamcinolone acetonide, fluocinolone, flurandrenolide, betamethasone valerate, or betamethasone dipropionate. Resistant plaques can be injected with an intradermal corticosteroid. Other potential DLE treatments include calcineurin inhibitors such as pimecrolimus cream or tacrolimus ointment. Particularly resistant cases can be treated with systemic antimalarial drugs, such as hydroxychloroquine (PLAQUENIL).

[0510] In one embodiment, an active compound or its salt or composition as described herein may be provided in combination with methotrexate for the treatment of Lupus.

[0511] In one embodiment, an active compound or its salt or composition as described herein may be provided in combination with azathioprine for the treatment of Lupus.

[0512] In one embodiment, an active compound or its salt or composition as described herein may be provided in combination with a non-steroidal anti-inflammatory drug for the treatment of Lupus.

[0513] In one embodiment, an active compound or its salt or composition as described herein may be provided in combination with a corticosteroid for the treatment of Lupus.

[0514] In one embodiment, an active compound or its salt or composition as described herein may be provided in combination with a belimumab (Benlysta) for the treatment of Lupus.

[0515] In one embodiment, an active compound or its salt or composition as described herein may be provided in combination with hydroxychloroquine (Plaquenil) for the treatment of Lupus.

[0516] In one embodiment, an active compound or its salt or composition as described herein may be provided in combination with OMS721 (Omeros) for the treatment of a complement mediated disorder. In one embodiment, the complement mediated disorder is, for example, thrombotic thrombocytopenic purpura (TTP) or aHUS.

[0517] In one embodiment, an active compound or its salt or composition as described herein may be provided in combination with an anti-inflammatory agent, immunosuppressive agent, or anti-cytokine agent for the treatment or prevention of cytokine or inflammatory reactions in response to the administration of biotherapeutics (e.g. adoptive T-cell therapy (ACT) such as CAR T-cell therapy, or monoclonal antibody therapy). In one embodiment, an active compound or its salt or composition as described herein may be provided in combination with a corticosteroid, for example prednisone, dexamethasone, solumedrol, and methylprednisolone, and/or anti-cytokine compounds targeting, e.g., IL-4, IL-10, IL-11, IL-13 and TGF β . In one embodiment, an active compound or its salt or composition as described herein may be provided in combination with an anti-cytokine inhibitor including, but are not limited to, adalimumab, infliximab, etanercept, protopic, efalizumab, alefacept, anakinra, siltuximab, secukibumab, ustekinumab, golimumab, and tocilizumab, or a combination thereof. Additional anti-inflammatory agents that can be used in combination with an active compound or its salt or composition as described herein

include, but are not limited to, non-steroidal anti-inflammatory drug(s) (NSAIDs); cytokine suppressive anti-inflammatory drug(s) (CSAIDs); CDP-571/BAY-10-3356 (humanized anti-TNF α antibody; Celltech/Bayer); cA2/infliximab (chimeric anti-TNF α antibody; Centocor); 75 kDTNFR-IgG/etanercept (75 kD TNF receptor-IgG fusion protein; Immunex); 55 kDTNF-IgG (55 kD TNF receptor-IgG fusion protein; Hoffmann-LaRoche); IDEC-CE9.1/SB 210396 (non-depleting primatized anti-CD4 antibody; IDEC/SmithKline); DAB 486-IL-2 and/or DAB 389-IL-2 (IL-2 fusion proteins; Seragen); Anti-Tac (humanized anti-IL-2R α ; Protein Design Labs/Roche); IL-4 (anti-inflammatory cytokine; DNAX/Schering); IL-10 (SCH 52000; recombinant IL-10, anti-inflammatory cytokine; DNAX/Schering); IL-4; IL-10 and/or IL-4 agonists (e.g., agonist antibodies); IL-1RA (IL-1 receptor antagonist; Synergen/Amgen); anakinra (Kineret®/Amgen); TNF-bp/s-TNF (soluble TNF binding protein); R973401 (phosphodiesterase Type IV inhibitor); MK-966 (COX-2 Inhibitor); Iloprost, leflunomide (anti-inflammatory and cytokine inhibitor); tranexamic acid (inhibitor of plasminogen activation); T-614 (cytokine inhibitor); prostaglandin E1; Tenidap (non-steroidal anti-inflammatory drug); Naproxen (non-steroidal anti-inflammatory drug); Meloxicam (non-steroidal anti-inflammatory drug); Ibuprofen (non-steroidal anti-inflammatory drug); Piroxicam (non-steroidal anti-inflammatory drug); Diclofenac (non-steroidal anti-inflammatory drug); Indomethacin (non-steroidal anti-inflammatory drug); Sulfasalazine; Azathioprine; ICE inhibitor (inhibitor of the enzyme interleukin-1 β converting enzyme); zap-70 and/or lck inhibitor (inhibitor of the tyrosine kinase zap-70 or lck); TNF-convertase inhibitors; anti-IL-12 antibodies; anti-IL-18 antibodies; interleukin-11; interleukin-13; interleukin-17 inhibitors; gold; penicillamine; chloroquine; chlorambucil; hydroxychloroquine; cyclosporine; cyclophosphamide; anti-thymocyte globulin; anti-CD4 antibodies; CD5-toxins; orally-administered peptides and collagen; lobenzarit disodium; Cytokine Regulating Agents (CRAB) HP228 and HP466 (Houghten Pharmaceuticals, Inc.); ICAM-1 antisense phosphorothioate oligodeoxynucleotides (ISIS 2302; Isis Pharmaceuticals, Inc.); soluble complement receptor 1 (TP10; T Cell Sciences, Inc.); prednisone; orgotein; glycosaminoglycan polysulphate; minocycline; anti-IL2R antibodies; marine and botanical lipids (fish and plant seed fatty acids); auranofin; phenylbutazone; meclofenamic acid; flufenamic acid; intravenous immune globulin; zileuton; azaribine; mycophenolic acid (RS-61443); tacrolimus (FK-506); sirolimus (rapamycin); amiprilose (therafectin); cladribine (2-chlorodeoxyadenosine).

[0518] In a specific embodiment, an active compound or its salt or composition as described herein may be provided in combination with a corticosteroid for the treatment or prevention of cytokine or inflammatory reactions in response to the administration of biotherapeutics. In another embodiment, an active compound or its salt or composition as described herein may be provided in combination with etanercept for the treatment or prevention of cytokine or inflammatory reactions in response to the administration of biotherapeutics. In another embodiment, an active compound or its salt or composition as described herein may be provided in combination with tocilizumab for the treatment or prevention of cytokine or inflammatory reactions in response to the administration of biotherapeutics. In another embodiment, an active compound or its salt or composition as described herein may be provided in combination with etanercept and tocilizumab for the treatment or prevention of cytokine or inflammatory reactions in response to the administration of biotherapeutics. In another embodiment, an active compound or its salt or composition as described herein may be provided in combination with infliximab for the treatment or prevention of cytokine or inflammatory reactions in response to the administration of biotherapeutics. In another embodiment, an active compound or its salt or composition as described herein may be provided in combination with golimumab for the treatment or prevention of cytokine or inflammatory reactions in response to the administration of biotherapeutics.

VI. COMBINATIONS FOR PROPHYLACTIC OR CONCOMITANT ANTI-BACTERIAL THERAPY

[0519] In one aspect of the present invention, a method is provided for treating a host in need thereof that comprises administering an effective amount of a prophylactic anti-bacterial vaccine prior to administration of an active compound or its salt or composition for any of the disorders described herein. In another aspect of the present invention, a method is provided for treating a host in need thereof that comprises administering an effective amount of a prophylactic anti-bacterial drug, such as a pharmaceutical drug, prior to administration of an active compound or its salt or composition for any of the disorders described herein. In one aspect of the present invention, a method is provided for treating a host in need thereof that comprises administering an effective amount of an anti-bacterial vaccine after administration of an active compound or its salt or composition for any of the disorders described herein. In another aspect of the present invention,

a method is provided for treating a host in need thereof that comprises administering an effective amount of an anti-bacterial drug, such as a pharmaceutical drug, after administration of an active compound or its salt or composition for any of the disorders described herein. In one embodiment, the disorder is PNH or aHUS. In one embodiment, the host has received an organ or other tissue or biological fluid transplant. In one embodiment, the host is also administered eculizumab.

[0520] In one aspect of the present invention, an active compound or its salt or composition as described herein is administered to a host concomitantly with the prophylactic administration of a vaccine against a bacterial infection. In one embodiment, the complement mediated disorder is PNH or aHUS. In one embodiment, the host has received an organ or other tissue or biological fluid transplant. In one embodiment, the host is also administered eculizumab.

[0521] In one aspect of the present invention, an active compound or its salt or composition as described herein is administered to a host and, during the administration period of the compound or salt, a vaccine against a bacterial infection is administered to the host. In one embodiment, the disorder is PNH or aHUS. In one embodiment, the host has received an organ or other tissue or biological fluid transplant. In one embodiment, the host is also administered eculizumab.

[0522] In one aspect of the present invention, the host is administered an active compound or its salt or composition as described herein in combination with an antibiotic compound for the duration of factor D inhibitor administration. In one embodiment, the disorder is PNH or aHUS. In one embodiment, the host has received an organ or other tissue or biological fluid transplant. In one embodiment, the host is also administered eculizumab.

[0523] In one aspect of the present invention, an active compound or its salt or composition as described herein is administered to a host following the prophylactic administration of a vaccine against a bacterial infection, and in combination with an antibiotic compound for the duration of factor D inhibitor administration. In one embodiment, the complement mediated disorder is PNH or aHUS. In one embodiment, the host has received an organ or other tissue or biological fluid transplant. In one embodiment, the host is also administered eculizumab.

[0524] In one embodiment, the host, prior to receiving an active compound or its salt or composition as described herein, is vaccinated against a bacterial infection caused by the bacterium *Neisseria meningitidis*. In one embodiment, the host is vaccinated against a bacterial infection caused by the bacterium *Haemophilus influenzae*. In one embodiment, the *Haemophilus influenzae* is *Haemophilus influenzae* serotype B (Hib). In one embodiment, the host is vaccinated

against a bacterial infection caused by *Streptococcus pneumoniae*. In one embodiment, the host is vaccinated against a bacterial infection caused by the bacterium *Nisseria meningitidis*, *Haemophilus influenzae*, or *Streptococcus pneumoniae*, or a combination of one or more of *Nisseria meningitidis*, *Haemophilus influenzae*, or *Streptococcus pneumoniae*. In one embodiment, the host is vaccinated against a bacterial infection caused by the bacterium *Nisseria meningitidis*, *Haemophilus influenzae*, and *Streptococcus pneumoniae*.

[0525] In other embodiments, the host is vaccinated against a bacterial infection caused by a bacterium selected from a Gram-negative bacterium. In one embodiment, the host is vaccinated against a bacterial infection caused by a bacterium selected from a Gram-positive bacterium. In one embodiment, the host is vaccinated against a bacterial infection caused by the bacterium *Nisseria meningitidis*, *Haemophilus influenzae*, or *Streptococcus pneumemoniae*, or a combination of one or more of *Nisseria meningitidis*, *Haemophilus influenzae*, or *Streptococcus pneumoniae*, and one or more of, but not limited to, *Bacillus anthracis*, *Bordetella pertussis*, *Clostridium tetani*, *Corynebacterium diphtheria*, *Coxiella burnetii*, *Mycobacterium tuberculosis*, *Salmonella typhi*, *Vibrio cholerae*, *Anaplasma phagocytophilum*, *Ehrlichia ewingii*, *Ehrlichia chaffeensis*, *Ehrlichia canis*, *Neorickettsia sennetsu*, *Mycobacterium leprae*, *Borrelia burgdorferi*, *Borrelia mayonii*, *Borrelia afzelii*, *Borrelia garinii*, *Mycobacterium bovis*, *Staphylococcus aureus*, *Streptococcus pyogenes*, *Treponema pallidum*, *Francisella tularensis*, *Yersinia pestis*,

[0526] In one embodiment, the host is vaccinated with one or more vaccines selected from, but not limited to, typhoid vaccine, live (Vivotif Berna Vaccine, PaxVax), typhoid Vi polysaccharide vaccine (Typhim Vi, Sanofi), pneumococcal 23-polyvalent vaccine, PCV13 (Pneumovax 23, Merck), pneumococcal 7-valent vaccine, PCV7 (Pevnar, Pfizer), pneumococcal 13-valent vaccine, PCV13 (Pevnar 13, Pfizer), haemophilus b conjugate (prp-t) vaccine (ActHIB, Sanofi; Hibrix, GSK), haemophilus b conjugate (hboc) vaccine (HibTITER, Neuron Biotech), haemophilus b conjugate (prp-omp) vaccine (PedvaxHIB, Merck), haemophilus b conjugate (prp-t) vaccine/meningococcal conjugate vaccine (MenHibrix, GSK), haemophilus b conjugate (prp-t) vaccine/meningococcal conjugate vaccine/Hepatitis B vaccine (Comvax, Merck), meningococcal polysaccharide vaccine (Menomune A / C / Y / W-135, Sanofi), meningococcal conjugate vaccine/diphtheria CRM197 conjugate (Menveo, GSK; Menactra, Sanofi), meningococcal group B vaccine (Bexsero, GSK; Trumenba, Pfizer), anthrax vaccine adsorbed (Biothrax, Emergent Biosolutions), tetanus toxoid (Te Anatoxal Berna, Hendricks Regional Health), *Bacillus Calmette*

and Guérin, live, intravesical (TheraCys, Sanofi; Tice BCG, Organon), cholera vaccine, live, oral (Vachora, Sanofi; Dukoral, SBL Vaccines; ShanChol, Shantha Biotec; Micromedex, Truven Health), tetanus toxoids and diphtheria absorbed (Tdap; Decavac, Sanofi; Tenivac, Sanofi; td, Massachusetts Biological Labs), diphtheria and tetanus toxoids and pertussis (DTap; Daptacel, Sanofi; Infanrix, GSK; Tripedia, Sanofi), diphtheria and tetanus toxoids and pertussis/polio (Kinrix, GSK; Quadracel, Sanofi), diphtheria and tetanus toxoids and pertussis tetanus/hepatitis B/polio (Pediarix, GSK), diphtheria and tetanus toxoids and pertussis/ polio, haemophilus influenza tybe b (Pentacel, Sanofi), and/or diphtheria, and pertussis (Tdap; Boostrix, GSK; Adacel, Sanofi), or a combination thereof.

[0527] As described above, a host receiving a compound of the present invention to treat disorder is prophylactically administered an antibiotic compound in addition to a factor D inhibitor described herein. In one embodiment, the host is administered an antibiotic compound for the duration of administration of the active compound to reduce the development of a bacterial infection. Antibiotic compounds for concomitant administration with a factor D inhibitor described herein can be any antibiotic useful in preventing or reducing the effect of a bacterial infection. Antibiotics are well known in the art and include, but are not limited to, amikacin (Amikin), gentamicin (Garamycin), kanamycin (Kantrex), neomycin (Neo-Fradin), netilmicin (Netromycin), tobramycin (Nebcin), paromomycin (Humatin), streptomycin, spectinomycin (Trobicin), geldanamycin, herbimycin, rifaximin (Xifaxan), loracarbef (Lorabid), ertapenem (Invanz), doripenem (Doribax), imipenem/cilastatin (Primaxin), meropenem (Merrem), cefadroxil (Duricef), cefazolin (Ancef), cefalotin/cefalothin (Keflin), cephalexin (Keflex), cefaclor (Distaclor), cefamandole (Mandol), cefoxitin (Mefoxin), cefprozil (Cefzil), cefuroxime (Ceftin, Zinnat), cefixime (Cefspan), cefdinir (Omnicef, Cefdiel), cefditoren (Spectracef, Meiact), cefoperazone (Cefobid), cefotaxime (Claforan), cefpodoxime (Vantin) ceftazidime (Fortaz), ceftibuten (Cedax), ceftizoxime (Cefizox), ceftriaxone (Rocephin), cefepime (Maxipime), ceftaroline fosamil (Teflaro), ceftobiprole (Zeftera), teicoplanin (Targocid), vancomycin (Vancocin), telavancin (Vibativ), dalbavancin (Dalvance), oritavancin (Orbactiv), clindamycin (Cleocin), lincomycin (Lincocin), daptomycin (Cubicin), azithromycin (Zithromax, Sumamed, Xithrone), clarithromycin (Biaxin), dirithromycin (Dynabac), erythromycin (Erythocin, Erythroped), roxithromycin, troleandomycin (Tao), telithromycin (Ketek), spiramycin (Rovamycine), aztreonam (Azactam), furazolidone (Furoxone), nitrofurantoin (Macrochantin),

Macrobid), linezolid (Zyvox), posizolid, radezolid, torezolid, amoxicillin (Novamox, Amoxil), ampicillin (Principen), azlocillin, carbenicillin (Geocillin), cloxacillin (Tegopen), dicloxacillin (Dynapen), flucloxacillin (Floxapen), mezlocillin (Mezlin), methicillin (Staphcillin), nafcillin (Unipen), oxacillin (Prostaphlin), penicillin G (Pentids), penicillin V (Veetids (Pen-Vee-K), piperacillin (Pipracil), penicillin G (Pfizerpen), temocillin (Negaban), ticarcillin (Ticar), amoxicillin/clavulanate (Augmentin), ampicillin/sulbactam (Unasyn), piperacillin/tazobactam (Zosyn), ticarcillin/clavulanate (Timentin), bacitracin, colistin (Coly-Mycin-S), polymyxin B, ciprofloxacin (Cipro, Ciproxin, Ciprobay), enoxacin (Penetrex), gatifloxacin (Tequin), gemifloxacin (Factive), levofloxacin (Levaquin), lomefloxacin (Maxaquin), moxifloxacin (Avelox), nalidixic acid (NegGram), norfloxacin (Noroxin), ofloxacin (Floxin, Ocuflax), trovafloxacin (Trovan), grepafloxacin (Raxar), sparfloxacin (Zagam), temafloxacin (Omniflox), mafenide (Sulfamylon), sulfacetamide (Sulamyd, Bleph-10), sulfadiazine (Micro-Sulfon), silver sulfadiazine (Silvadene), sulfadimethoxine (Di-Methox, Albon), sulfamethizole (Thiosulfil Forte), sulfamethoxazole (Gantanol), sulfanilamide, sulfasalazine (Azulfidine), sulfisoxazole (Gantrisin), trimethoprim-sulfamethoxazole (Co-trimoxazole) (TMP-SMX) (Bactrim, Septra), sulfonamidochrysoidine (Prontosil), demeclocycline (Declomycin), doxycycline (Vibramycin), minocycline (Minocin), oxytetracycline (Terramycin), tetracycline (Sumycin, Achromycin V, Steclin), clofazimine (Lamprene), dapsone (Avlosulfon), capreomycin (Capastat), cycloserine (Seromycin), ethambutol (Myambutol), ethionamide (Trecator), isoniazid (I.N.H.), pyrazinamide (Aldinamide), rifampicin (Rifadin, Rimactane), rifabutin (Mycobutin), rifapentine (Priftin), streptomycin, arsphenamine (Salvarsan), chloramphenicol (Chloromycetin), fosfomycin (Monurol, Monuril), fusidic acid (Fucidin), metronidazole (Flagyl), mupirocin (Bactroban), platensimycin, quinupristin/dalfopristin (Synercid), thiamphenicol, tigecycline (Tigacyl), tinidazole (Tindamax Fasigyn), trimethoprim (Proloprim, Trimpep), and/or teixobactin, or a combination thereof.

[0528] In one embodiment, the host is administered a prophylactic antibiotic selected from cephalosporin, for example, ceftriaxone or cefotaxime, ampicillin-sulbactam, Penicillin G, ampicillin, chloramphenicol, fluoroquinolone, aztreonam, levofloxacin, moxifloxacin, gemifloxacin, vancomycin, clindamycin, cefazolin, azithromycin, meropenem, ceftaroline, tigecycline, clarithromycin, moxifloxacin, trimethoprim/sulfamethoxazole, cefuroxime, axetil,

ciprofloxacin, rifampin, minocycline, spiramycin, and cefixime, or a combination of two or more thereof.

VII. PROCESS OF PREPARATION OF ACTIVE COMPOUNDS

ABBREVIATIONS

(Boc) ₂ O	di-tert-butyl dicarbonate
CAN	Acetonitrile
AcOEt, EtOAc	ethyl acetate
CH ₃ OH, MeOH	Methanol
CsF	Cesium fluoride
CuI	Cuprous iodide
DCM, CH ₂ Cl ₂	Dichloromethane
DIEA, DIPEA	N,N-diisopropylethylamine
DMA	N,N-dimethylacetamide
DMF	N,N-dimethylformamide
DMSO	Dimethylsulfoxide
DPPA	Diphenyl phosphoryl azide
Et ₃ N, TEA	Triethylamine
EtOAc	Ethylacetate
EtOH	Ethanol
HATU	1-[Bis(dimethylamino)methylene]-1H-1,2,3-triazolo[4,5-b]pyridinium 3-oxide hexafluorophosphate
HCl	Hydrochloric acid
ⁱ Pr ₂ Net	N,N-diisopropylethylamine
K ₂ CO ₃	Potassium carbonate
LiOH	Lithium hydroxide
MTBE	Methyl ^t butylether
Na ₂ SO ₄	Sodium sulfate
NaCl	Sodium chloride
NaH	Sodium hydride
NaHCO ₃	Sodium bicarbonate

NEt ₃	Trimethylamine
Pd (OAc) ₂	Palladium acetate
Pd(dppf)Cl ₂	[1,1'-Bis(diphenylphosphino) ferrocene]dichloropalladium(II)
Pd(PPh ₃) ₂ Cl ₂	Bis(triphenylphosphine)palladium(II) dichloride
Pd(PPh ₃) ₄	Tetrakis(triphenylphosphine)palladium(0)
Pd ₂ (dba) ₃	Tris(dibenzylideneacetone)dipalladium(0)
PPh ₃	Triphenylphosphine
RT	Room temperature
tBuOK	potassium tert-butoxide
TEA	Trimethylamine
TFA	trifluoroacetic acid
Tf ₂ O	trifluoromethanesulfonic anhydride
TFA	Trifluoroacetic acid
THF	Tetrahydrofuran
TMSBr	Bromotrimethylsilane
t _R	Retention time
Zn (CN) ₂	Zinc cyanide

GENERAL METHODS

[0529] All nonaqueous reactions were performed under an atmosphere of dry argon or nitrogen gas using anhydrous solvents. The progress of reactions and the purity of target compounds were determined using one of the two liquid chromatography (LC) methods listed below. The structure of starting materials, intermediates, and final products was confirmed by standard analytical techniques, including NMR spectroscopy and mass spectrometry.

LC Method A

Instrument: Waters Acquity Ultra Performance LC

Column: ACQUITY UPLC BEH C18 2.1 × 50 mm, 1.7 μm

Column Temperature: 40 °C

Mobile Phase: Solvent A: H₂O + 0.05% FA; Solvent B: CH₃CN + 0.05% FA

Flow Rate: 0.8 mL/min

Gradient: 0.24 min @ 15% B, 3.26 min gradient (15–85% B), then 0.5 min @ 85% B.
 Detection: UV (PDA), ELS, and MS (SQ in EI mode)

LC Method B

Instrument: Shimadzu LC-2010A HT

Column: Athena, C18-WP, 50 × 4.6 mm, 5 μm

Column Temperature: 40 °C

Mobile Phase: Solvent A: H₂O/CH₃OH/FA = 90/10/0.1; Solvent B: H₂O/CH₃OH/FA = 10/90/0.1

Flow Rate: 3 mL/min

Gradient: 0.4 min @ 30% B, 3.4 min gradient (30–100% B), then 0.8 min @ 100% B

Detection: UV (220/254 nm)

LC Method C

Instrument: Agilent 1100 / 1200 series LC system with DAD detector

Column: Atlantis dC18 (250 x 4.6) mm, 5 μm

Column Temperature: Ambient

Mobile Phase A: 0.1% TFA in water, Mobile Phase B: Acetonitrile

Flow Rate: 1.0 mL/min

Gradient:

Time (min)	0.0	15	20	23	30
% B	10	100	100	10	10

Detection: (210-400 nm)

LC Method D

Instrument: Shimadzu LC 20AD system with PDA detector

Column: Phenomenex Gemini NX C18 (150 x 4.6) mm, 5 μm

Column Temperature: Ambient

Mobile Phase A: 10mM NH₄OAC in water, Mobile Phase B: Acetonitrile

Flow Rate: 1.0 mL/min

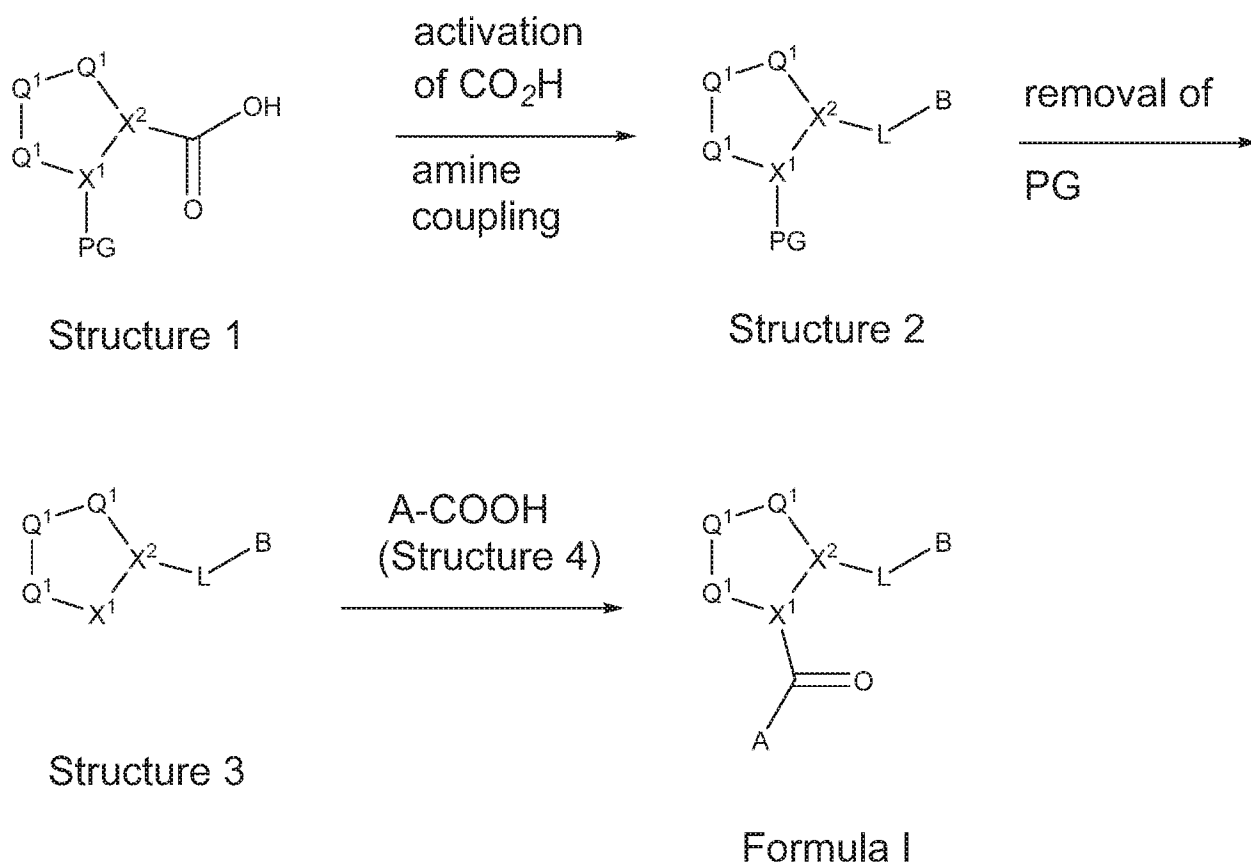
Gradient:

Time (min)	0.0	15	20	23	30
% B	10	100	100	10	10

Detection: (210-400 nm)

EXAMPLE 1. GENERAL ROUTE OF SYNTHESIS

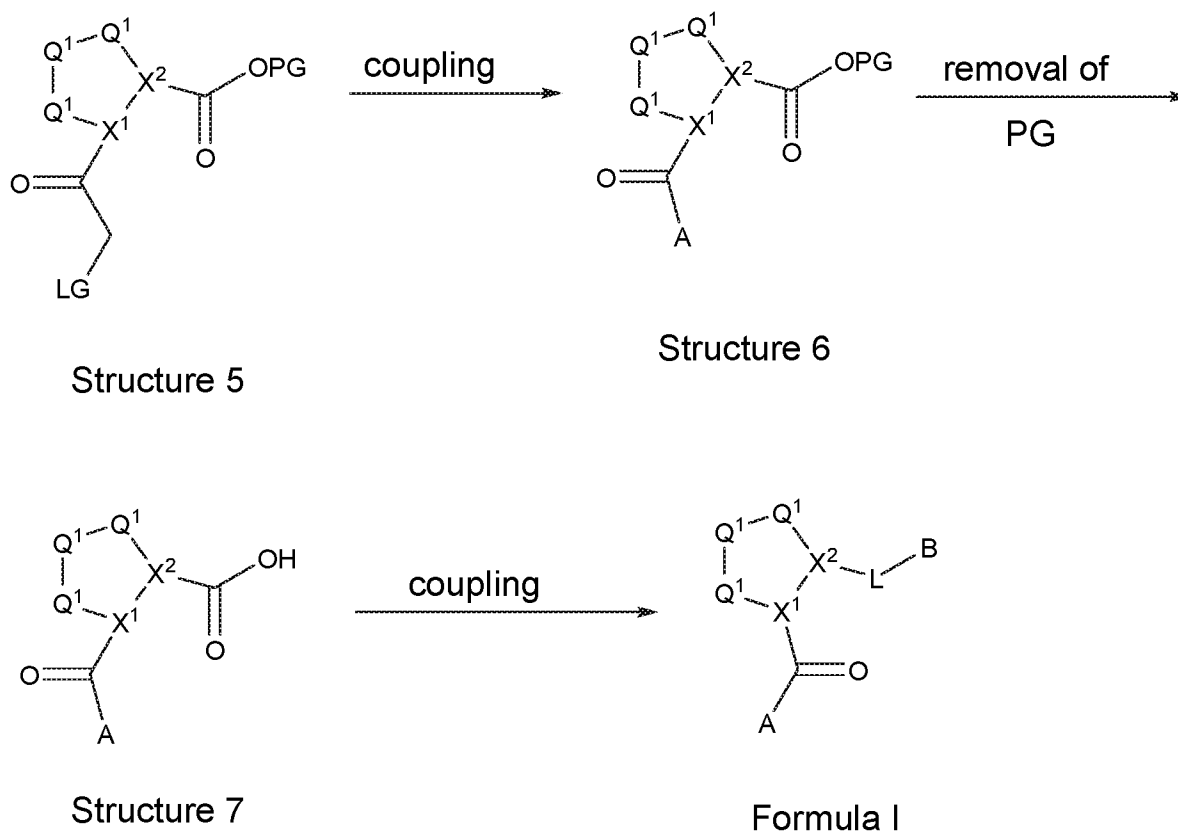
[0530] A compound of the present invention can be prepared, for example, from a central core. In one embodiment, for example, the central core Structure 1 is an N-protected amino acid where X^1 is nitrogen and PG = protecting group. In one embodiment, the central core is coupled to an amine to generate an amide of Structure 2 (wherein L-B includes a C(O)N moiety). Structure 2 can then be deprotected to generate Structure 3. Structure 3 is coupled to Structure 4 (A-COOH) to generate a second amide bond, forming a compound within Formula I. The chemistry is illustrated in Route 1.



Route 1

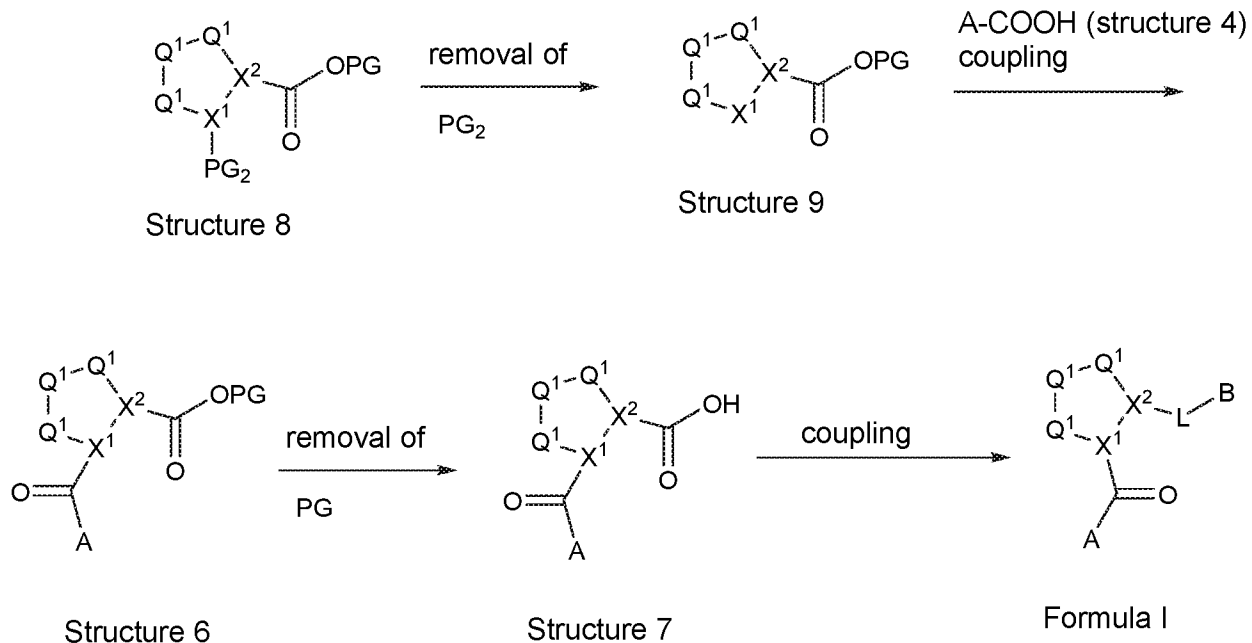
[0531] In an alternative embodiment, central core Structure 5 is reacted with a heterocyclic or heteroaryl compound to generate a compound of Structure 6. In one embodiment, Structure 6

is deprotected to generate a carboxylic acid, Structure 7. In one embodiment, Structure 7 is coupled to an amine to generate a compound of Formula I. This chemistry is illustrated in Route 2.



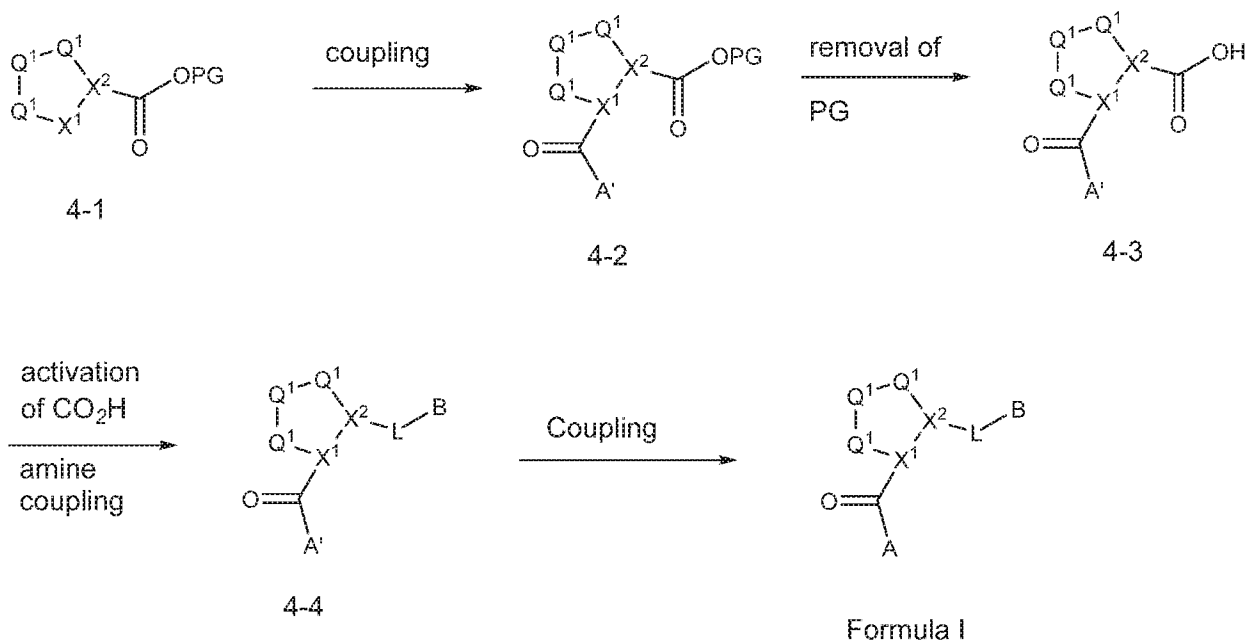
Route 2

[0532] In an alternative embodiment, Structure 8 is deprotected to generate an amine which is Structure 9. Structure 9 is then coupled to generate an amide which is Structure 6. Structure 6 is then deprotected to generate a carboxylic acid which is Structure 7. Structure 7 is then coupled to form the amide which falls within Formula I. The chemistry is illustrated in Route 3.



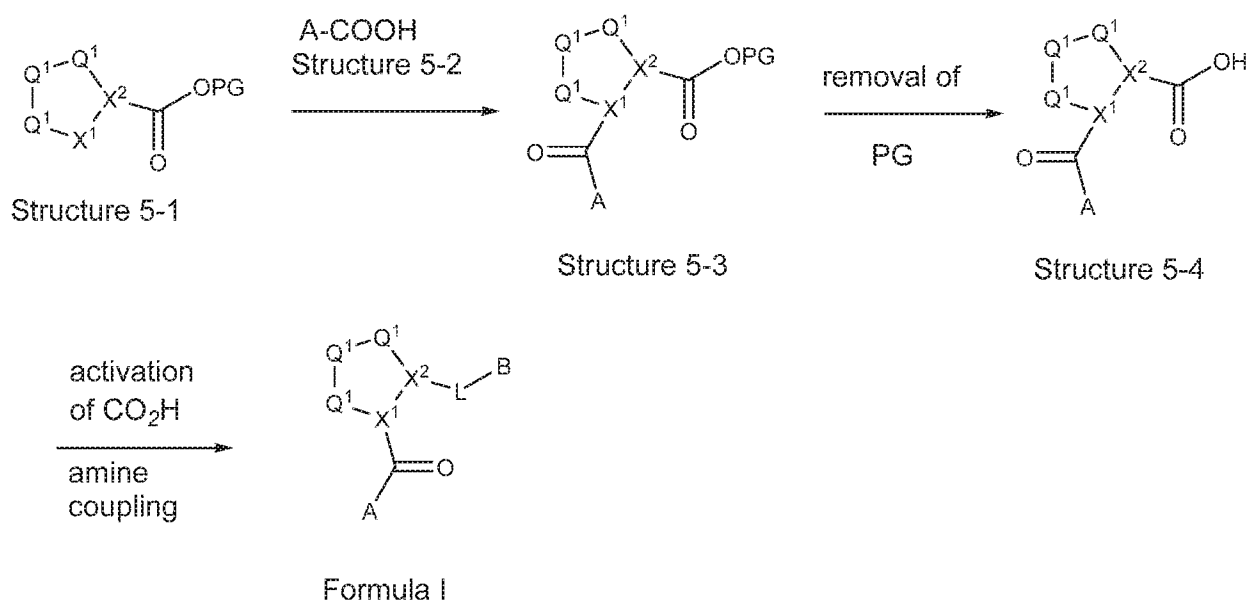
Route 3

[0533] In an alternate embodiment, a heteroaryl or aryl moiety, 4-1, is coupled to a central core to generate 4-2. The protected acid, 4-2 is deblocked to form the carboxylic acid, 4-3. The carboxylic acid is then coupled to form an amide (L-B) which is 4-4. The heteroaryl or aryl moiety, A', can then be further derivitized to add substituents at the X¹¹, X¹², X¹³ and X¹⁴ positions to generate compounds of Formula I. This chemistry is illustrated in Route 4.



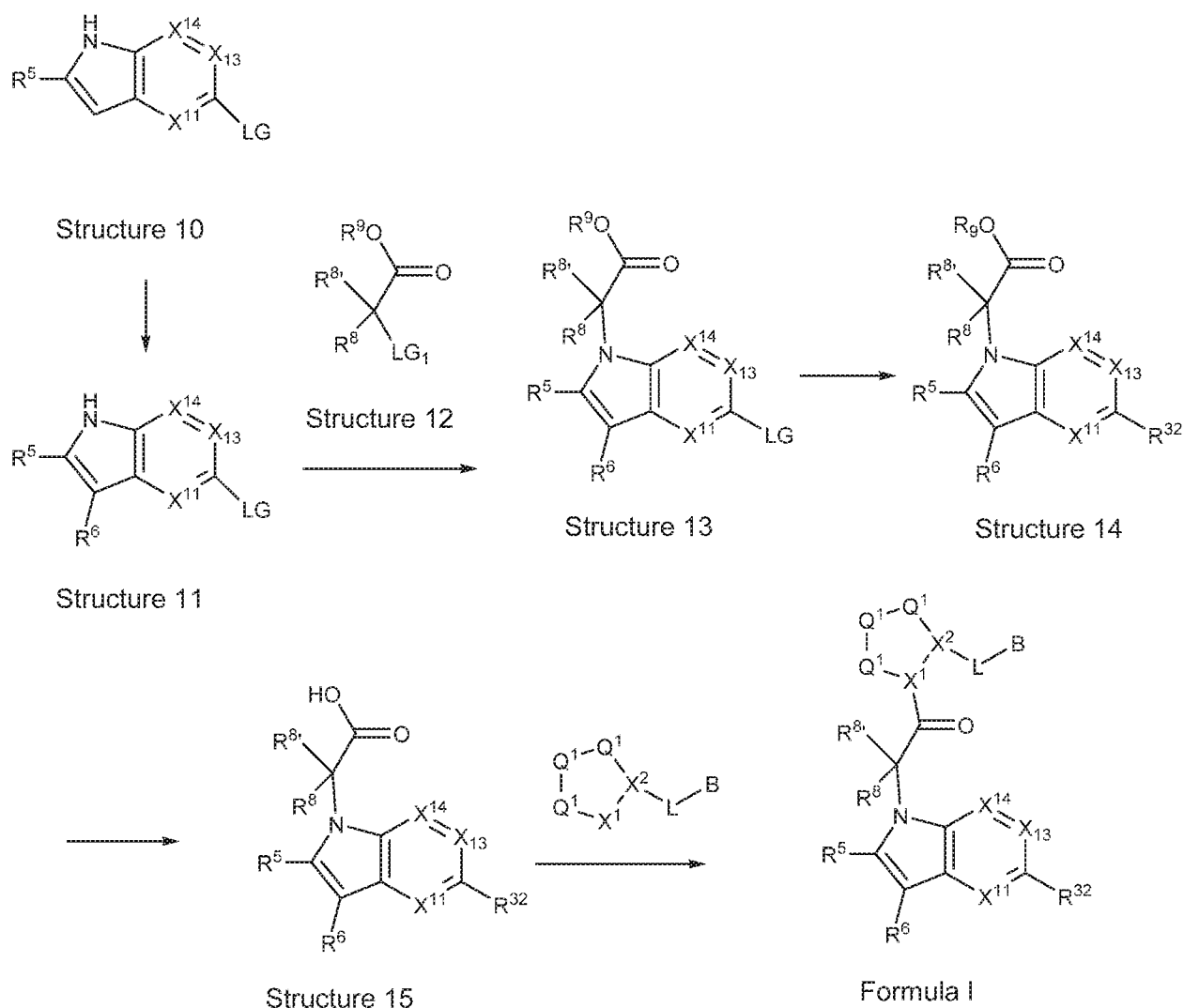
Route 4

[0534] In an alternate embodiment, Structure 5-1 is coupled to an acid, Structure 5-2, to generate Structure 5-3. The carboxylic acid, Structure 5-3, is deblocked to generate a carboxylic acid which is Structure 5-4. Carboxylic acid Structure 5-4 is coupled to an amine to form the product amide (L-B) which is a compound within Formula I. This chemistry is illustrated in Route 5.



Route 5

[0535] In an alternate embodiment, a heteroaryl compound of Structure 10 is acylated to generate a compound of Structure 11, wherein LG is a leaving group. As an example, the leaving group can be a halide, for example bromide. Structure 11 is coupled to Structure 12 to generate Structure 13. In some embodiments, LG₁ is a leaving group. In some embodiments, the LG₁ is a halide. Structure 13 is coupled to an R⁶⁹ compound to generate Structure 14. In some embodiments, Structure 13 is treated with an aryl, heteroaryl or heterocyclic boronic acid, an organometallic catalyst, a base and an organic solvent. In some embodiments, the organometallic catalyst is tetrakis(triphenylphosphine)palladium (0). In some embodiments, the base is cesium carbonate. In some embodiments, the organic solvent is DMF. Structure 14 is treated with an organic acid such as, but not limited to, trifluoroacetic acid to generate Structure 15. Structure 15 is coupled to Structure 3 from Route 1 to generate a compound within Formula I. This chemistry is illustrated in Route 6.

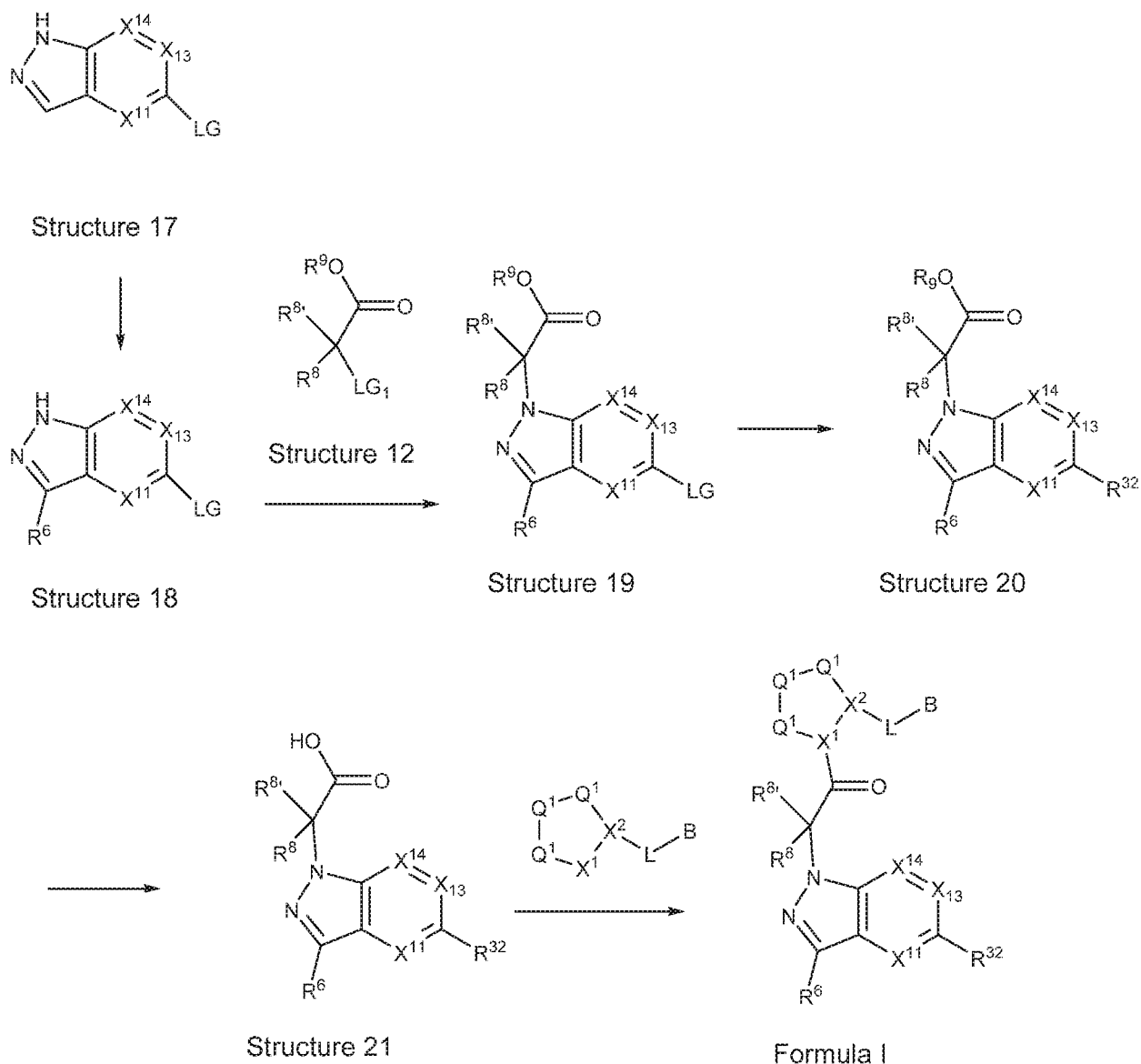


Route 6

[0536] In an alternate embodiment, a heteroaryl compound of Structure 17 is acylated to generate a compound of Structure 18, wherein LG is a leaving group. As an example, the leaving group can be a halide, for example bromide. Structure 18 is coupled to an activated ester, Structure 12 from Route 6, wherein LG_1 can be a halogen to generate Structure 19.

[0537] Structure 19 is coupled to an R^{69} to generate Structure 20. In some embodiments, Structure 19 is treated with an aryl, heteroaryl or heterocyclic boronic acid, an organometallic catalyst, a base and an organic solvent. In some embodiments, the organometallic catalyst is tetrakis(triphenylphosphine)palladium (0). In some embodiments, the base is cesium carbonate. In some embodiments, the organic solvent is DMF. Structure 20 is treated with an organic acid such as, but not limited to, trifluoroacetic acid to generate Structure 21. Structure 21 is coupled

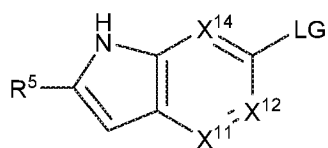
to Structure 3 from Route 1 to generate a compound within Formula I. This chemistry is illustrated in Route 7.



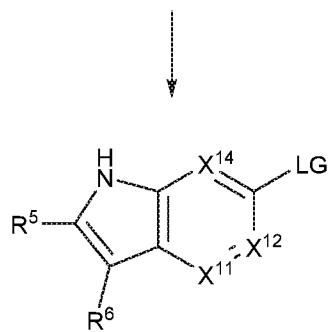
Route 7

[0538] In an alternate embodiment, a heteroaryl compound of Structure 8-1 is acylated to generate a compound of Structure 8-2, wherein LG is a leaving group. As an example, the leaving group can be a halide, for example bromide. Structure 8-2 is coupled to Structure 8-3 to generate Structure 8-4. In some embodiments, LG₁ is a leaving group. In some embodiments, the LG₁ is a halide.

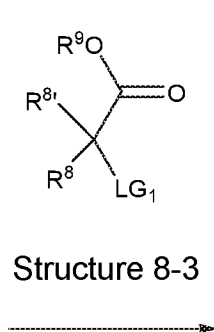
[0539] Structure 8-4 is coupled to an R⁶⁹ to generate Structure 8-5. In some embodiments, Structure 8-4 is treated with an aryl, heteroaryl or heterocyclic boronic acid, an organometallic catalyst, a base and an organic solvent. In some embodiments, the organometallic catalyst is tetrakis(triphenylphosphine)palladium (0). In some embodiments, the base is cesium carbonate. In some embodiments, the organic solvent is DMF. Structure 8-5 is treated with an organic acid such as, but not limited to, trifluoroacetic acid to generate Structure 8-6. Structure 8-6 is coupled to Structure 3 from Route 1 to generate a compound within Formula I. This chemistry is illustrated in Route 8.



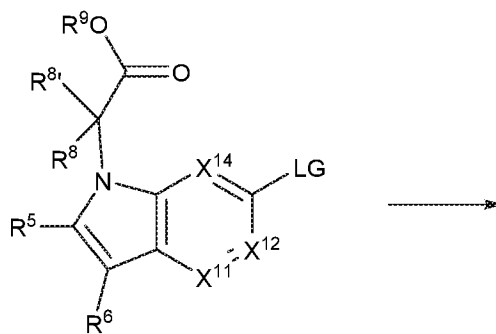
Structure 8-1



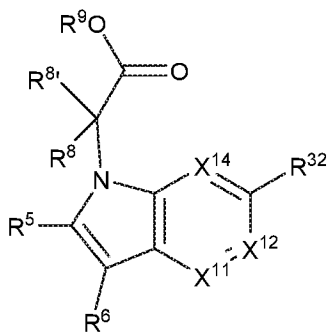
Structure 8-2



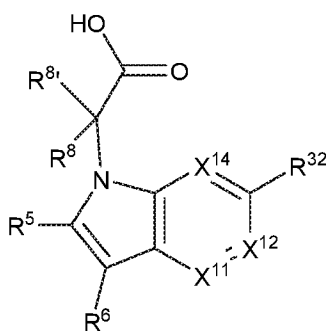
Structure 8-3



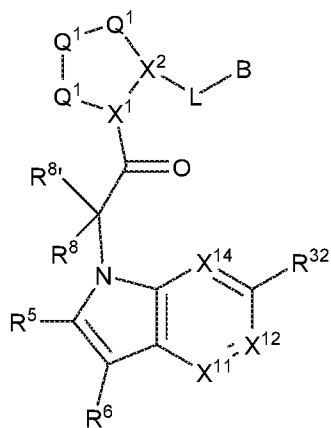
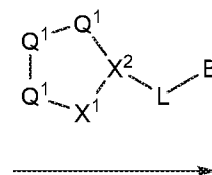
Structure 8-4



Structure 8-5



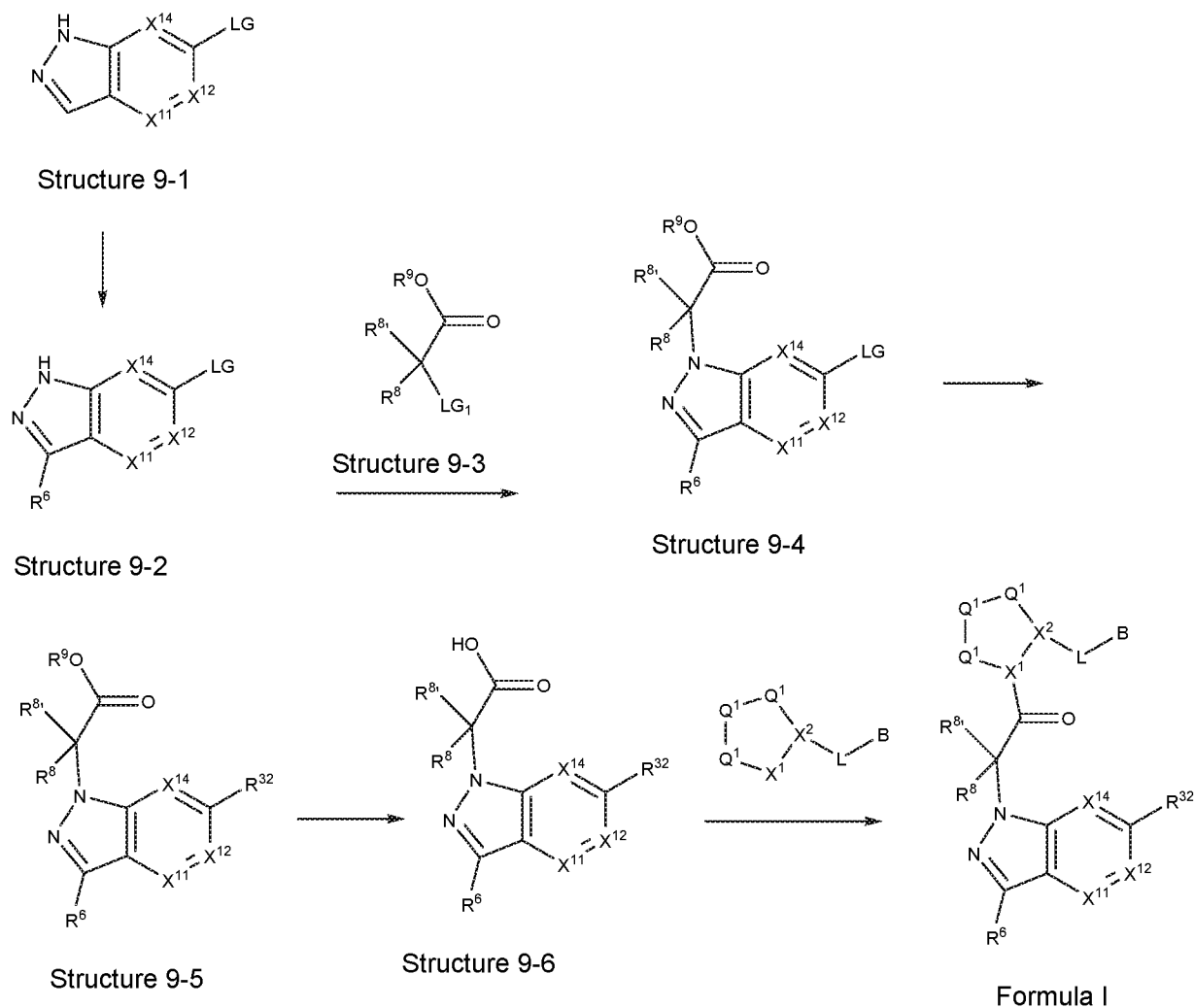
Structure 8-6



Formula I

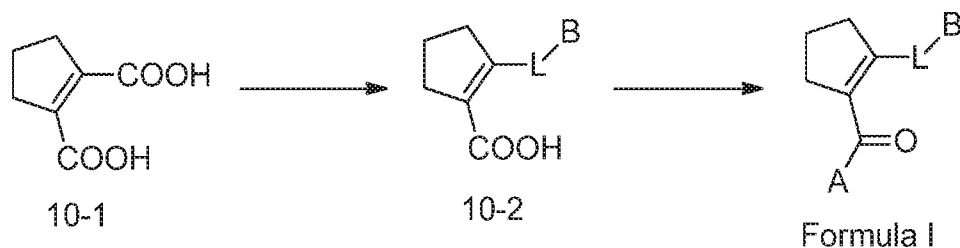
Route 8

[0540] In an alternate embodiment, a heteroaryl compound of Structure 9-1 is acylated to generate a compound of Structure 9-2, wherein LG is a leaving group. As an example, the leaving group can be a halide, for example bromide. Structure 9-2 is coupled to an activated ester, Structure 9-3, wherein LG₁ can be a halide to generate Structure 9-4. Structure 9-4 is coupled to an R⁶⁹ compound to generate Structure 9-5. In some embodiments, Structure 9-4 is treated with an aryl, heteroaryl or heterocyclic boronic acid, an organometallic catalyst, a base and an organic solvent. In some embodiments, the organometallic catalyst is tetrakis(triphenylphosphine)palladium (0). In some embodiments, the base is cesium carbonate. In some embodiments, the organic solvent is DMF. Structure 9-5 is treated with an organic acid such as, but not limited to, trifluoroacetic acid to generate Structure 9-6. Structure 9-6 is coupled to Structure 3 from Route 1 to generate a compound within Formula I. This chemistry is illustrated in Route 9.



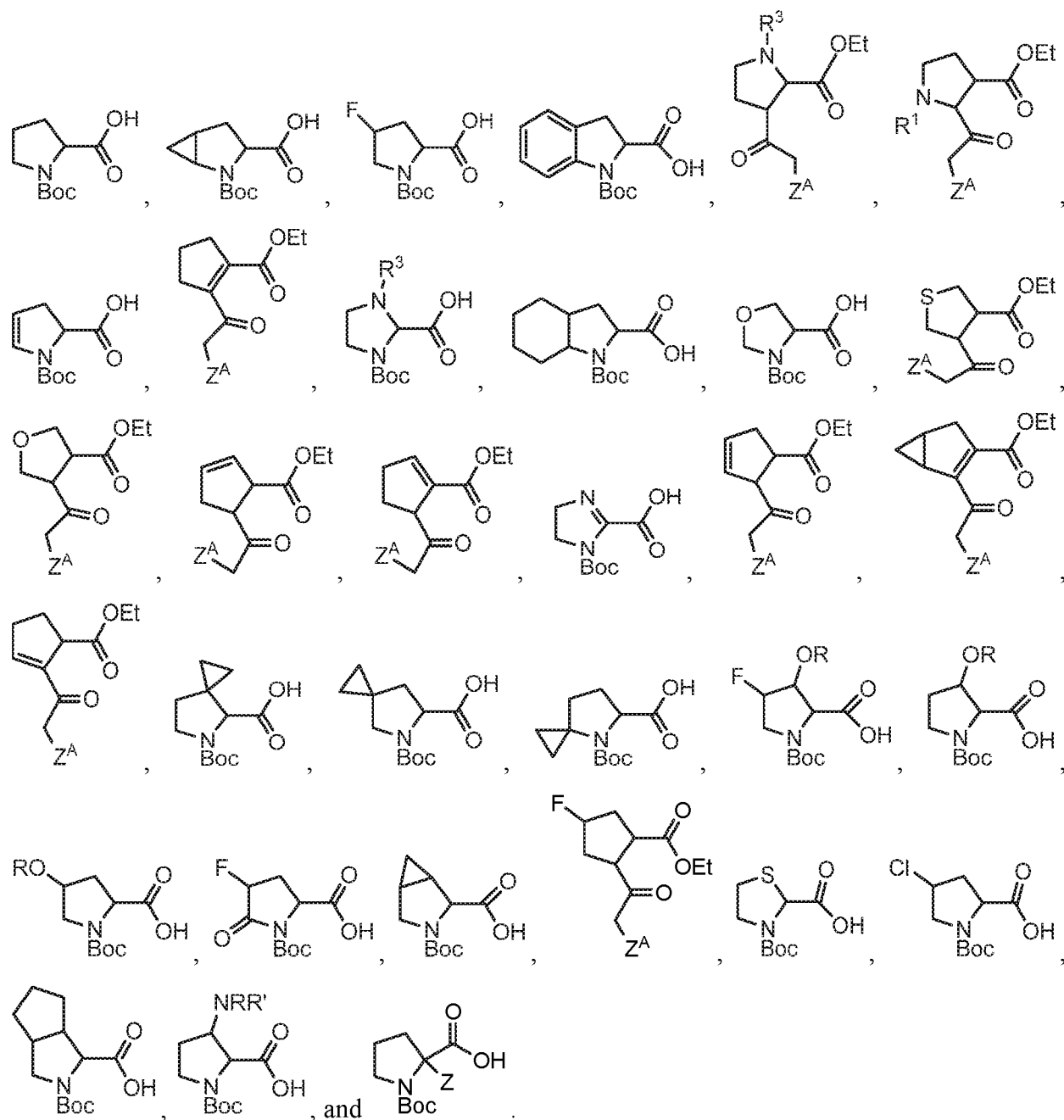
Route 9

In an alternate embodiment, Structure 10-1 is coupled to an amine to generate an amide (L-B), and Structure 10-2. Structure 10-2, is coupled to an amine to generate compounds within Formula I. This chemistry is illustrated in Route 10.



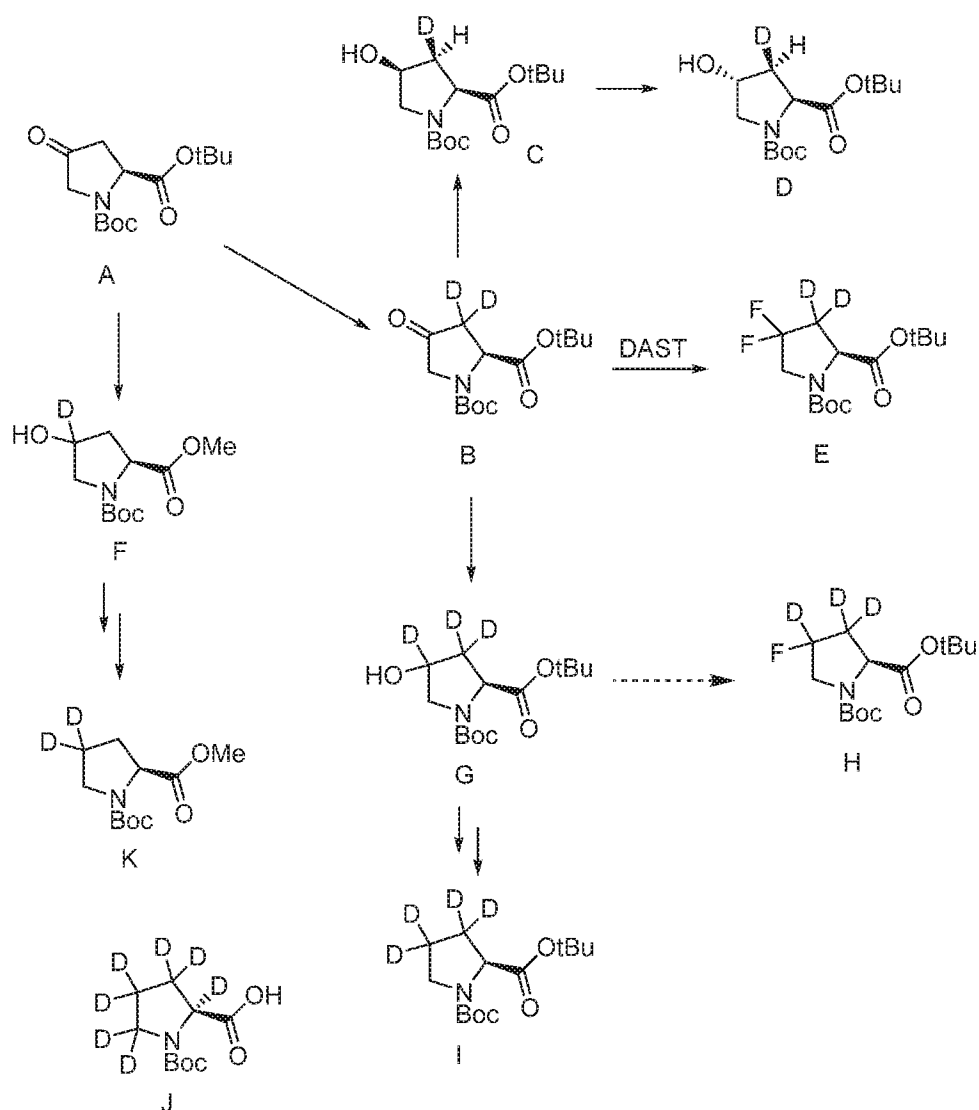
Route 10

EXAMPLE 2. EXAMPLES OF CENTRAL SYNTHONS



Z^A is halogen.

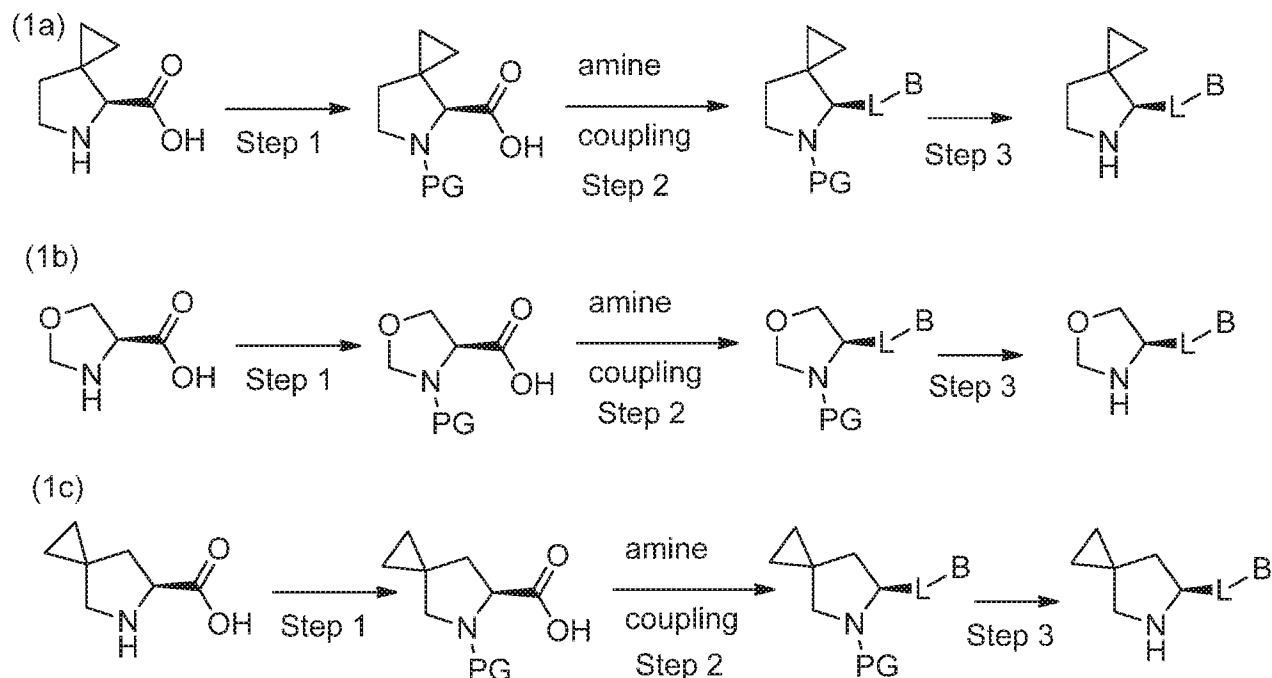
[0541] In one embodiment, deuterated L-proline synthons are disclosed. Deuterated synthons include, but are not limited to, for example, the following compounds:



[0542] Structure A can be treated with deuterium oxide to generate Structure B. See, Barraclough, P. et al. *Tetrahedron Lett.* 2005, 46, 4653–4655; Barraclough, P. et al. *Org. Biomol. Chem.* 2006, 4, 1483–1491 and WO 2014/037480 (p.103). Structure B can be reduced to generate Structure C. See, Barraclough, P. et al. *Tetrahedron Lett.* 2005, 46, 4653–4655; Barraclough, P. et al. *Org. Biomol. Chem.* 2006, 4, 1483–1491. Structure C can be treated with Mitsunobu reaction conditions to generate Structure D. Structure B can be treated with DAST to generate Structure E. See, WO 2014/037480. Structure A can be treated with sodium borodeuteride to generate Structure F. See, Dormoy, J. –R.; Castro, B. *Synthesis* 1986, 81-82. Compound F can be used to generate Structure K. See, Dormoy, J. –R.; Castro, B. *Synthesis* 1986, 81-82. Structure B can be treated with a deuterated reducing agent, for example sodium borodeuteride to generate Structure

G. Structure G can be treated with DAST to generate Structure H. Structure F can be used to generate Structure K. See, Dormoy, J. -R.; Castro, B. *Synthesis* 1986, 81-82. Structure G can be used to generate Structure I. Structure J can be prepared according to Hruby, V. J. et al. *J. Am. Chem. Soc.* 1979, 101, 202–212. Structures A-J can be used to prepare compounds of Formula I.

EXAMPLE 3. PREPARATION OF CENTRAL-L-B SYNTHONS

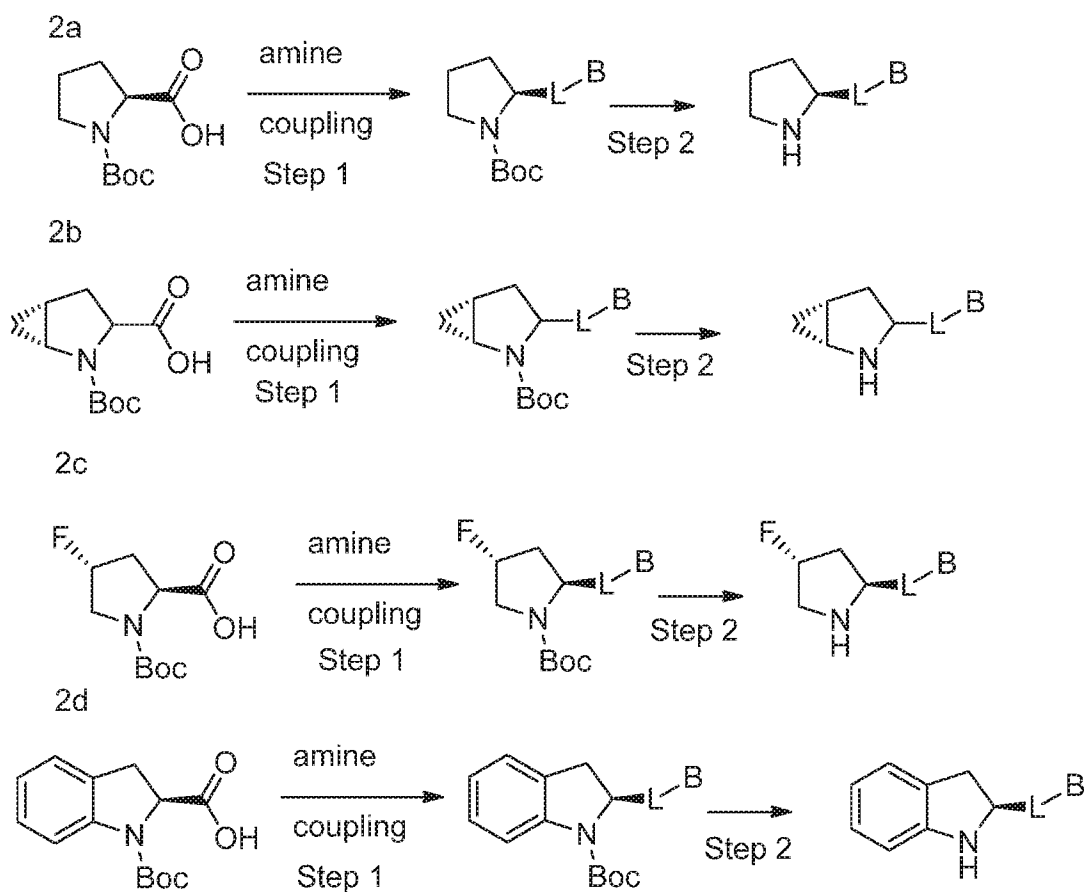


Routes 1a, 1b and 1c.

[0543] In Route 1a, 5-azaspiro[2.4]heptane-4,5-dicarboxylic acid, 5-(1,1-dimethylethyl) ester, (4*S*)-, CAS 209269-08-9, can be prepared as described in Tandon, M. et al. *Bioorg. Med. Chem. Lett.* 1998, 8, 1139-1144. In Step 2, the protected azaspiro[2.4]heptane is coupled to an amine in the presence of an organic solvent, a base and a coupling reagent to generate an amide bond; the L-B moiety. In one embodiment, the amine is (3-chloro-2-fluorophenyl) methanamine. In one embodiment, the organic solvent is DMF. In one embodiment, the base is diisopropylethylamine. In one embodiment, the coupling reagent is HATU. In Step 3, the protecting group is removed. In one embodiment, the starting material is reacted with an acid in the presence of an organic solvent. In one embodiment, the acid is 4N hydrochloric acid. In one embodiment, the organic solvent is dioxane.

[0544] In Route 1b, (4S) 4-oxazolidinecarboxylic acid, hydrochloride is treated with an amine protecting reagent. In one embodiment, the amine protecting reagent is di-tert-butyl dicarbonate. In another embodiment, 3,4-oxazolidinedicarboxylic acid, 3-(1,1-dimethylethyl) ester, (4S)-, is commercially available from JPM2 Pharmaceuticals. In one embodiment the reaction is carried out in an organic solvent in the presence of a base. In one embodiment, the organic solvent is acetonitrile. In one embodiment, the base is 4-dimethylaminopyridine (DMAP). In Step 2, the protected 4-oxazolidinecarboxylic acid is coupled to an amine in the presence of an organic solvent, a base and a coupling reagent to generate an amide bond; the L-B moiety. In one embodiment, the amine is (3-chloro-2-fluorophenyl) methanamine. In one embodiment, the organic solvent is DMF. In one embodiment, the base is diisopropylethylamine. In one embodiment, the coupling reagent is HATU. In Step 3, the protecting group is removed. In one embodiment, the starting material is reacted with an acid in the presence of an organic solvent. In one embodiment, the acid is 4N hydrochloric acid. In one embodiment, the organic solvent is dioxane.

[0545] In Route 1c, (S)-5-(tert-Butoxycarbonyl)-5-azaspiro[2.4]heptane-6-carboxylic acid, CAS 1129634-44-1, is commercially available from Ark Pharm. In Step 2, the carboxylic acid is coupled to an amine in the presence of an organic solvent, a base and a coupling reagent to generate an amide bond; the L-B moiety. In one embodiment, the amine is (3-chloro-2-fluorophenyl) methanamine. In one embodiment, the organic solvent is DMF. In one embodiment, the base is diisopropylethylamine. In one embodiment, the coupling reagent is HATU. In Step 3, the protecting group is removed. In one embodiment, the starting material is reacted with an acid in the presence of an organic solvent. In one embodiment, the acid is 4N hydrochloric acid. In one embodiment, the organic solvent is dioxane.



Routes 2a, 2b, 2c, and 2d.

[0546] In Route 2a, commercially available Boc-L-proline is coupled to an amine in the presence of an organic solvent, a base and a coupling reagent to generate an amide bond; the L-B moiety. In one embodiment, the amine is (3-chloro-2-fluorophenyl) methanamine. In one embodiment, the organic solvent is DMF. In one embodiment, the base is diisopropylethylamine. In one embodiment, the coupling reagent is HATU. In Step 2, the Boc protecting group is removed. In one embodiment, the starting material is reacted with an acid in the presence of an organic solvent. In one embodiment, the acid is 4N hydrochloric acid. In one embodiment, the organic solvent is dioxane.

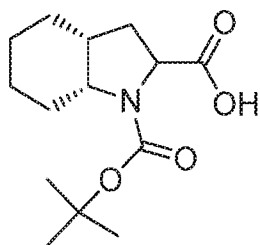
[0547] In Route 2b, commercially available (1R, 3S, 5R)-2-[(tert-butoxy)carbonyl]-2-azabicyclo[3.1.0]hexane-3-carboxylic acid, from Enamine, is coupled to an amine in the presence of an organic solvent, a base and a coupling reagent to generate an amide bond; the L-B moiety. In one embodiment, the amine is (3-chloro-2-fluorophenyl) methanamine. In one embodiment, the organic solvent is DMF. In one embodiment, the base is diisopropylethylamine. In one embodiment, the coupling reagent is HATU. In Step 2, the Boc protecting group is removed. In

one embodiment, the starting material is reacted with an acid in the presence of an organic solvent. In one embodiment, the acid is 4N hydrochloric acid. In one embodiment, the organic solvent is dioxane.

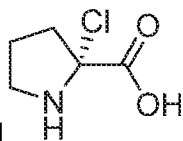
[0548] In Route 2c, commercially available (2S,4R)-1-(tert-butoxycarbonyl)-4-fluoropyrrolidine-2-carboxylic acid, from Manchester Organics, is coupled to an amine in the presence of an organic solvent, a base and a coupling reagent to generate an amide bond; the L-B moiety. In one embodiment, the amine is (3-chloro-2-fluorophenyl) methanamine. In one embodiment, the organic solvent is DMF. In one embodiment, the base is diisopropylethylamine. In one embodiment, the coupling reagent is HATU. In Step 2, the Boc protecting group is removed. In one embodiment, the starting material is reacted with an acid in the presence of an organic solvent. In one embodiment, the acid is 4N hydrochloric acid. In one embodiment, the organic solvent is dioxane.

[0549] In Route 2d, commercially available (S)-1-(tert-butoxycarbonyl)indoline-2-carboxylic acid, from Chem-Impex, is coupled to an amine in the presence of an organic solvent, a base and a coupling reagent to generate an amide bond; the L-B moiety. In one embodiment, the amine is (3-chloro-2-fluorophenyl) methanamine. In one embodiment, the organic solvent is DMF. In one embodiment, the base is diisopropylethylamine. In one embodiment, the coupling reagent is HATU. In Step 2, the Boc protecting group is removed. In one embodiment, the starting material is reacted with an acid in the presence of an organic solvent. In one embodiment, the acid is 4N hydrochloric acid. In one embodiment, the organic solvent is dioxane. This chemistry is illustrated in Scheme 2.

[0550] Additional starting materials that can readily be converted to Central-L-B-Synthons include, but are not limited to: (S)-1-(tert-butoxycarbonyl)-2,3-dihydro-1H-pyrrole-2-carboxylic acid, CAS 90104-21-5, available from Ark Pharm; cyclopent-1-ene-1,2-dicarboxylic acid, CAS 3128-15-2, purchased from Ark Pharm; imidazole, 1H-imidazole-1,2-dicarboxylic acid, 1-(1,1-dimethylethyl) 2-ethyl ester, CAS 553650-00-3, commercially available from FCH Group; Boc-L-octahydroindole-2-carboxylic acid can be purchased from Chem Impex. The compound,



[0551] can be prepared according to the procedures disclosed in WO 2004/111041; (S)-Boc-5-oxopyrrolidine-2-carboxylic acid is available from the Aldrich Chemical Co.; (1S,2S,5R)-3-(tert-butoxycarbonyl)-3-azabicyclo[3.3.0]hexane-2-carboxylic acid is available from Ark Pharm; (S)-3-Boc-thiazolidine-2-carboxylic acid is available from Alfa Aesar; (2S,4R)-1-(tert-butoxycarbonyl)-4-chloropyrrolidine-2-carboxylic acid is available from Arch Bioscience; (1S,3aR,6aS)-2-(tert-butoxycarbonyl)octahydrocyclopenta[c]pyrrole-1-carboxylic acid is available from Ark Pharm; 1,2-pyrrolidinedicarboxylic acid, 3-[[[(phenylmethoxy)carbonyl]amino]-, 1-(1,1-dimethylethyl) ester, (2S,3R) can be prepared as disclosed in WO 2004/007501. The Cbz group can be removed and the amino group can be alkylated to generate central core compounds of the present invention.

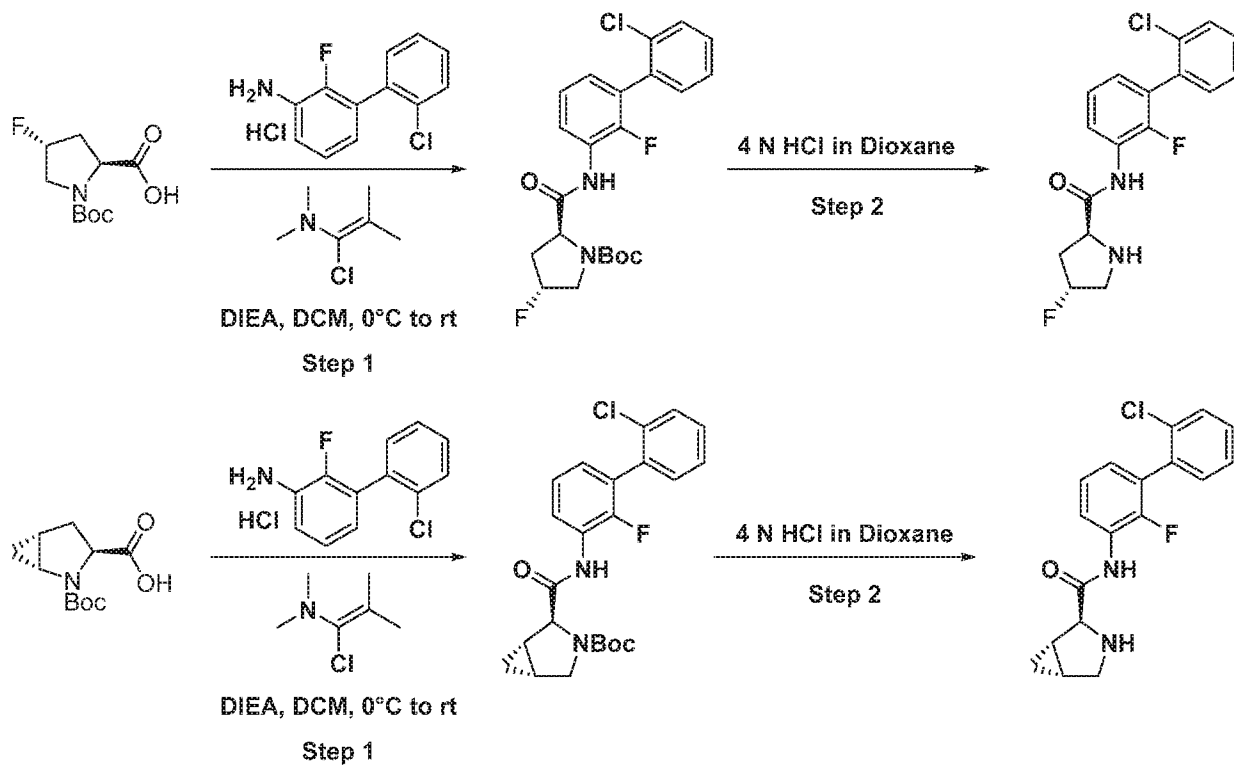


[0552] The compound can be prepared as disclosed by Braun, J.V.; Heymons, Albrecht Berichte der Deutschen Chemischen Gesellschaft [Abteilung] B: Abhandlungen (1930) 63B, 502-7.

[0553] The compounds (2S,3S,4S)-4-fluoro-3-methoxy-pyrrolidine-1,2-dicarboxylic acid 1-tert-butyl ester and (2R,3R,4R)-3-fluoro-4-methoxy-pyrrolidine-1,2-dicarboxylic acid 1-tert-butyl ester can be prepared as a mixture according to WO 2012/093101 to Novartis and the regioisomers can be ultimately separated once coupled to generate the central core-L-B synthons. The compound (S)-Boc-5-oxopyrrolidine-2-carboxylic acid is available from the Aldrich Chemical Co.

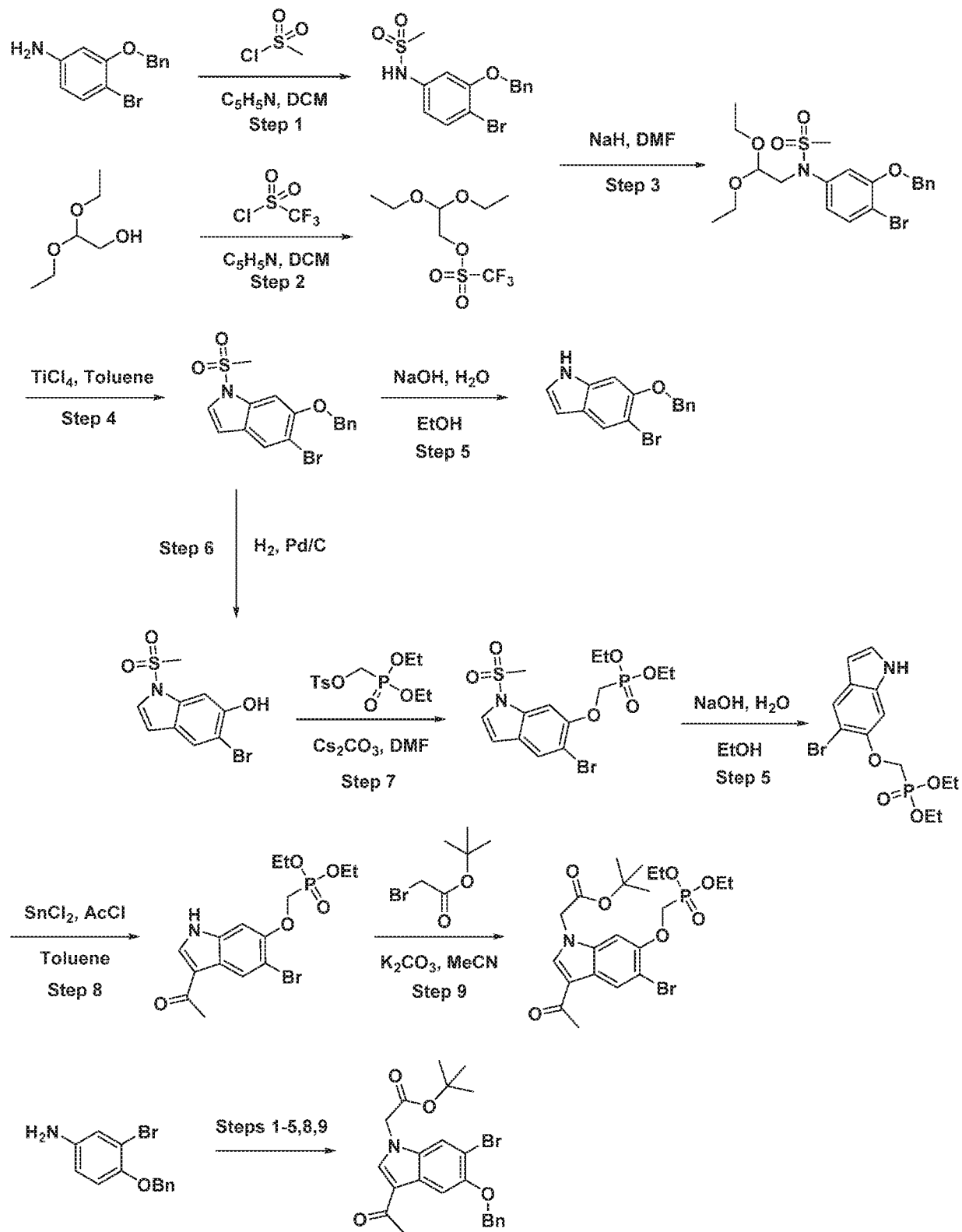
EXAMPLE 4. SYNTHESIS OF COMPOUNDS OF FORMULA I

Scheme 1



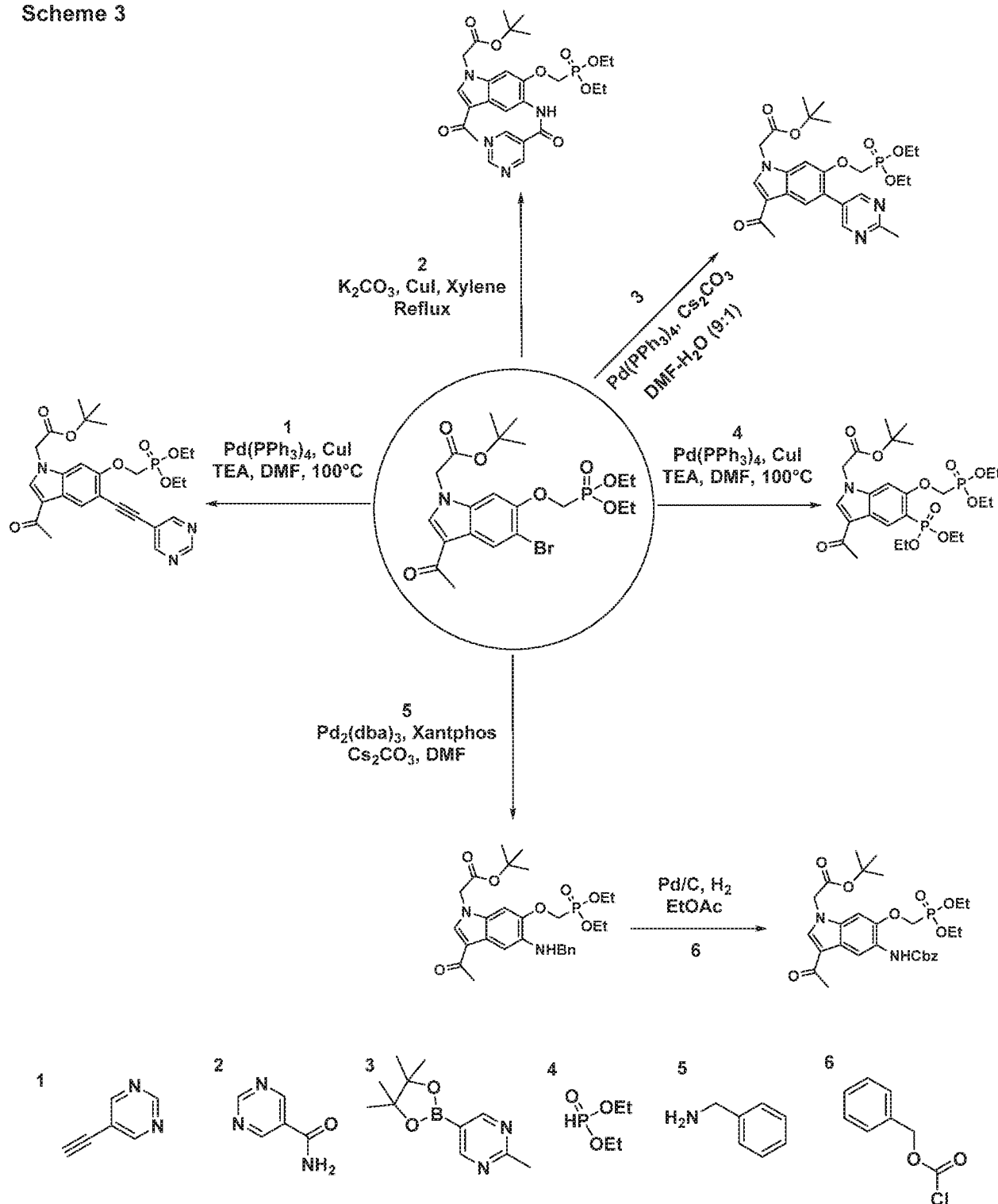
[0554] Scheme 1: In Step 1 the appropriately substituted carboxylic acid is coupled to the appropriately substituted amine as known in the art to form an amide. In Step 2 the appropriately substituted Boc-protected species is deprotected with acid to liberate the free amine.

Scheme 2

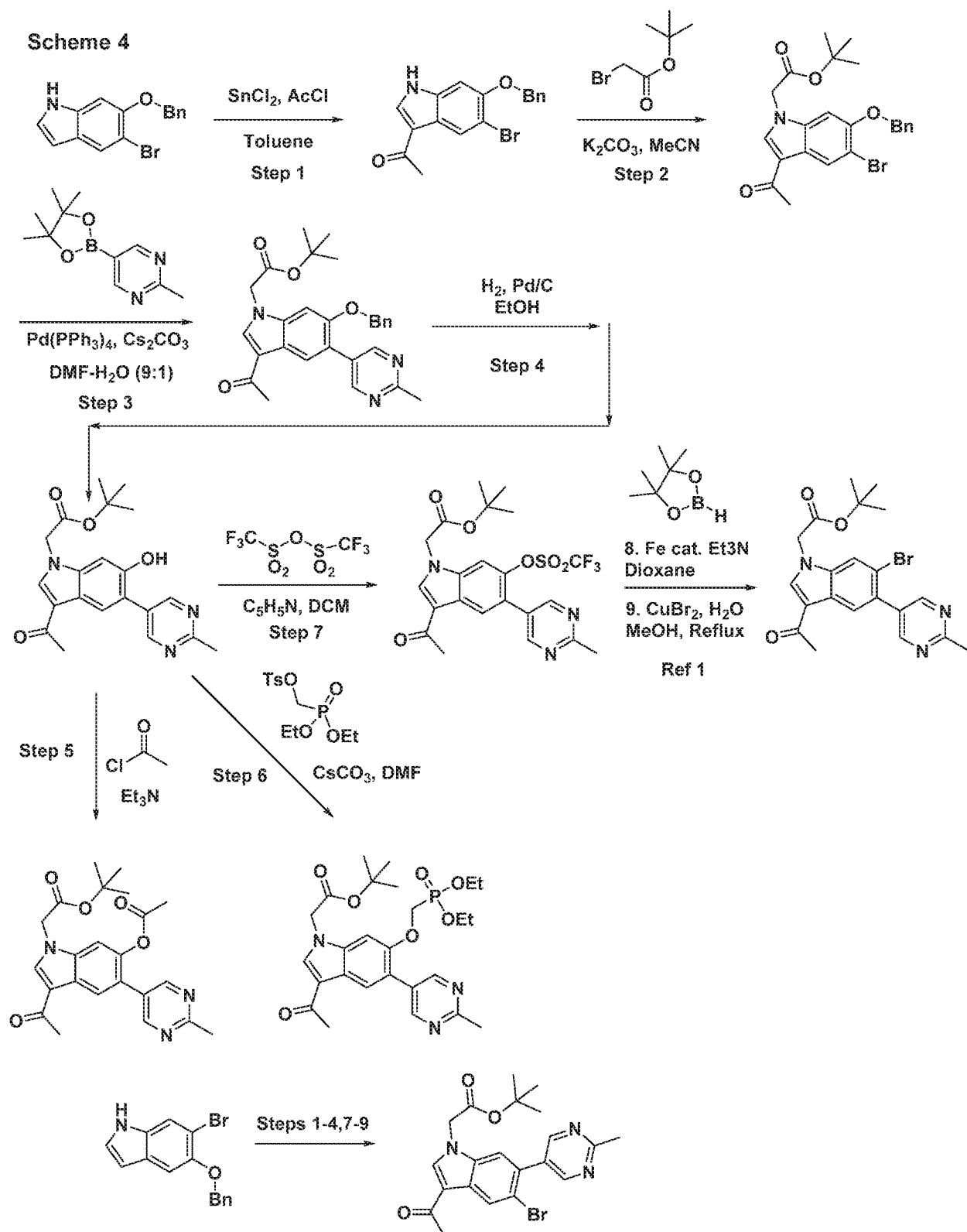


[0555] Scheme 2: In Step 1 the appropriately substituted and protected aniline is converted as known in the art to a sulfonamide. In Step 2 the appropriately substituted alcohol is converted as known in the art to a trifluoro sulfonamide. In Step 3 the previously prepared reagents are subjected to sodium hydride to afford their adduct. In Step 4 the appropriately substituted ketal is subjected to a strong lewis acid to afford deprotection and subsequent cyclization to a biaryl species. In Step 5 the appropriately substituted sulfonamide is deprotected in the presence of base to afford a free amine. Alternatively, in Step 6 the appropriately substituted sulfonamide is deprotected in the presence of hydrogen gas and palladium to afford a free alcohol. In Step 7 the appropriately substituted phenol is subjected as known in the art to a tosylate and base to afford an ether. In Step 8 the appropriately substituted indole is acylated as known in the art. In Step 9 the appropriately substituted heterocycle is subjected to a bromide species of the appropriate linker to afford the appropriately protected species. In an alternative embodiment this synthetic protocol can simply be applied to other aniline isomers to afford substituents on alternative positions.

Scheme 3



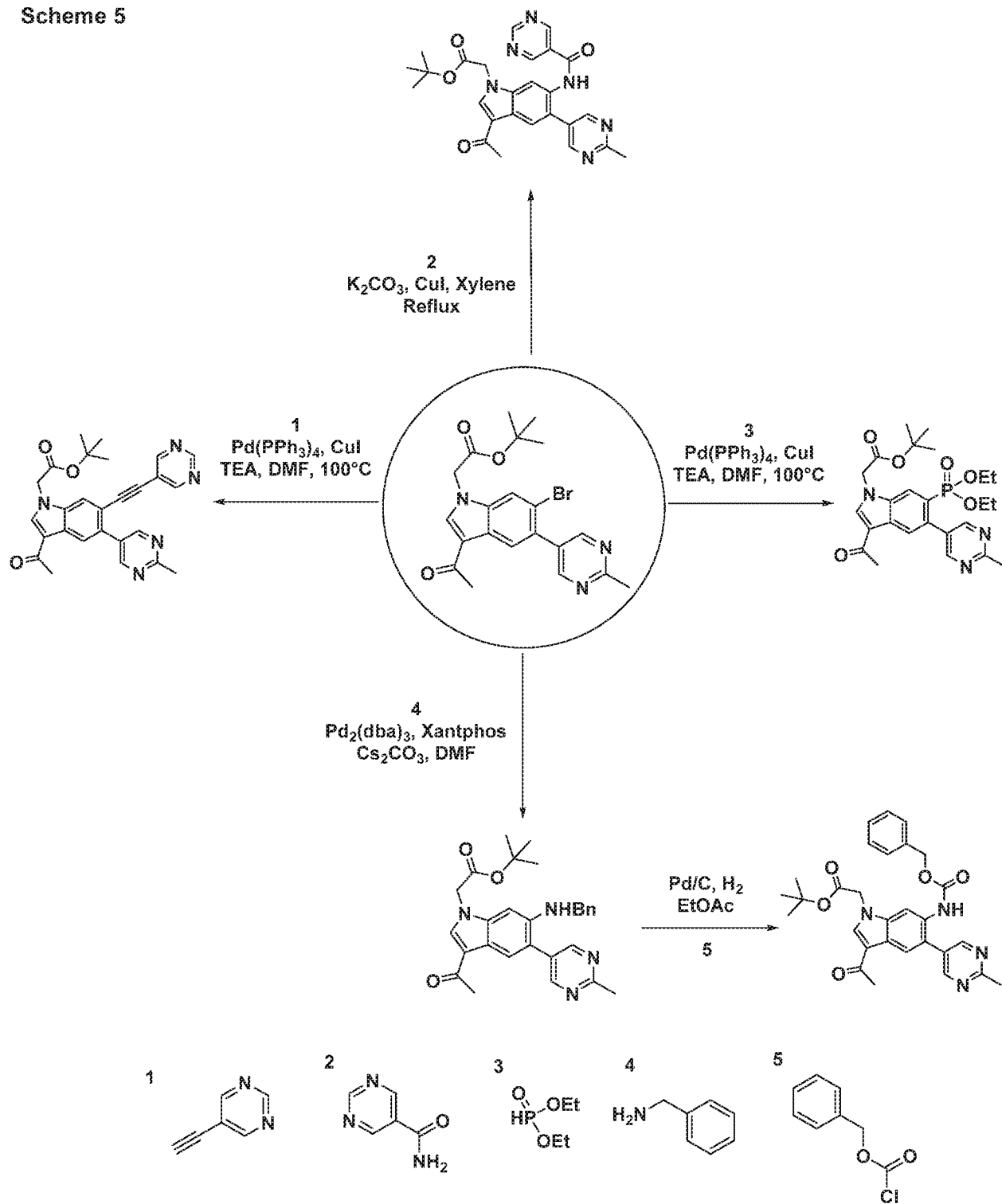
Scheme 3: Non-limiting examples of various combinations of substituents with ethers are provided, demonstrating the robust nature of the synthetic protocol. Synthons 1-6 are subjected to an appropriately substituted aryl bromide to afford a complex system.



1. Thompson, A. L. S., et al. (2005). *Synthesis*(4): 547-550.

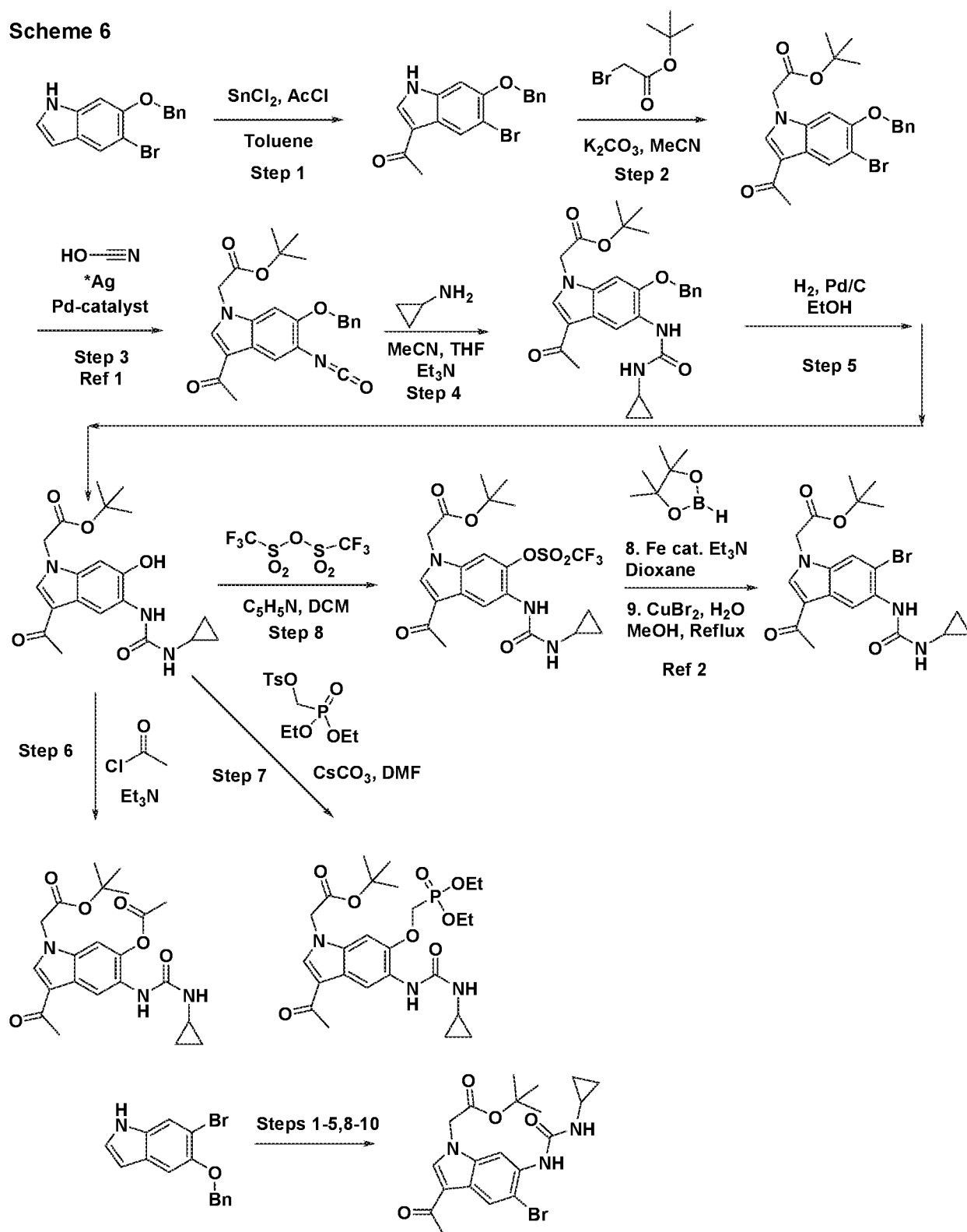
[0556] Scheme 4: In Step 1 the appropriately substituted indole is acylated as known in the art. In Step 2 the appropriately substituted heterocycle is subjected to a bromide species of the appropriate linker to afford the appropriately protected species. In Step 3 the appropriately substituted aryl bromide is subjected to a boronic acid to afford an aryl species. In Step 4 the appropriately substituted benzyl alcohol is deprotected in the presence of hydrogen gas and palladium to afford a free alcohol. In Step 5 the appropriately substituted phenol is subjected to an acyl chloride to afford an ester. In Step 6 the appropriately substituted phenol is subjected to a tosylate to afford an ether. In Step 7 the appropriately substituted phenol is subjected to a sulfonic anhydride to afford a leaving group. In Step 8 the appropriately substituted aryl species is converted to a boronic acid as known in the art. In Step 9 the appropriately substituted boronic acid is subjected to copper bromide to afford an aryl bromide species. In an alternative embodiment this synthetic protocol can simply be applied to other indole isomers to afford substituents on alternative positions.

Scheme 5



[0557] Scheme 5: Non-limiting examples of various combinations of substituents are provided, demonstrating the robust nature of the synthetic protocol. Synthons 1-5 are subjected to an appropriately substituted aryl bromide to afford a complex system.

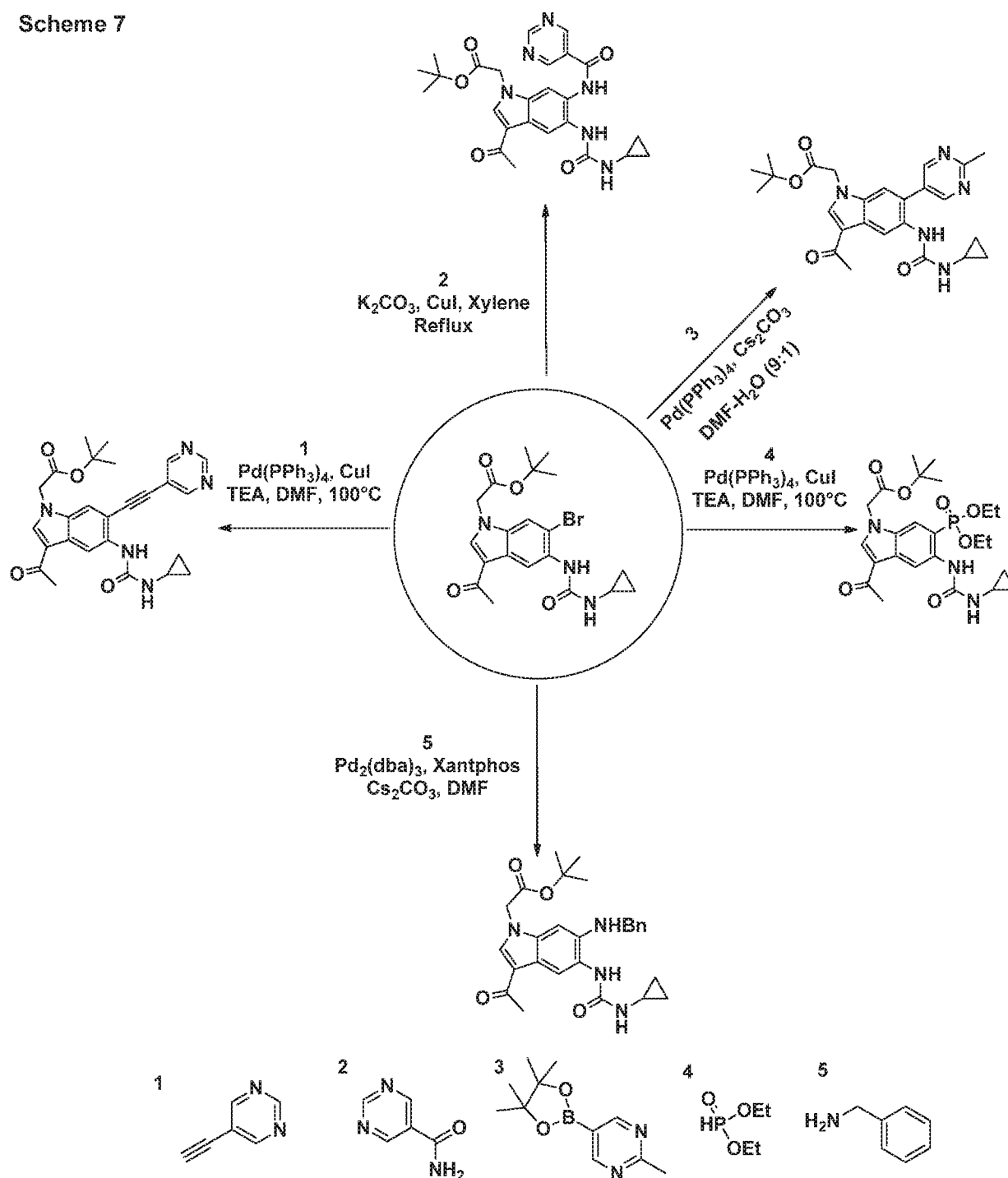
Scheme 6



1. Vinogradova, E. V., et al. (2012). *J. Am. Chem. Soc.* 134(27): 11132-11135.
2. Thompson, A. L. S., et al. (2005). *Synthesis*(4): 547-550.

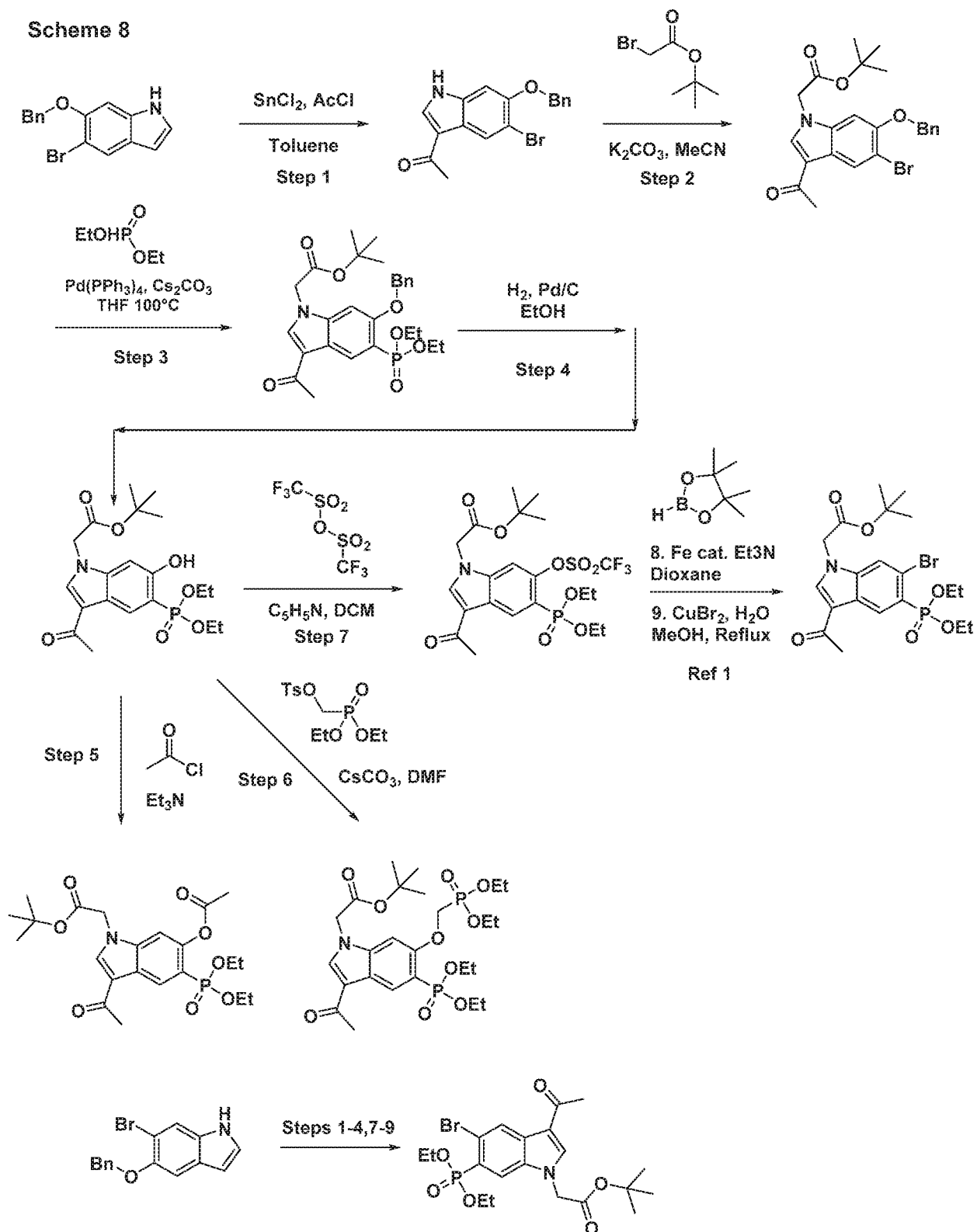
[0558] Scheme 6: In Step 1 the appropriately substituted indole is acylated as known in the art. In Step 2 the appropriately substituted heterocycle is subjected to a bromide species of the appropriate linker to afford the appropriately protected species. In Step 3 the appropriately substituted aryl bromide is converted to an isocyanate as known in the art. In Step 4 the appropriately substituted isocyanate is subjected to an amine to afford a urea species. In Step 5 the appropriately substituted benzyl alcohol is deprotected in the presence of hydrogen gas and palladium to afford a free alcohol. In Step 6 the appropriately substituted phenol is subjected to an acyl chloride to afford an ester. In Step 7 the appropriately substituted phenol is subjected to a tosylate to afford an ether. In Step 8 the appropriately substituted phenol is subjected to a sulfonic anhydride to afford a leaving group. In Step 9 the appropriately substituted aryl species is converted to a boronic acid as known in the art. In Step 10 the appropriately substituted boronic acid is subjected to copper bromide to afford an aryl bromide species. In an alternative embodiment this synthetic protocol can simply be applied to other indole isomers to afford substituents on alternative positions.

Scheme 7



[0559] Scheme 7: Non-limiting examples of various combinations of substituents are provided, demonstrating the robust nature of the synthetic protocol. Synthons 1-5 are subjected to an appropriately substituted aryl bromide to afford a complex system.

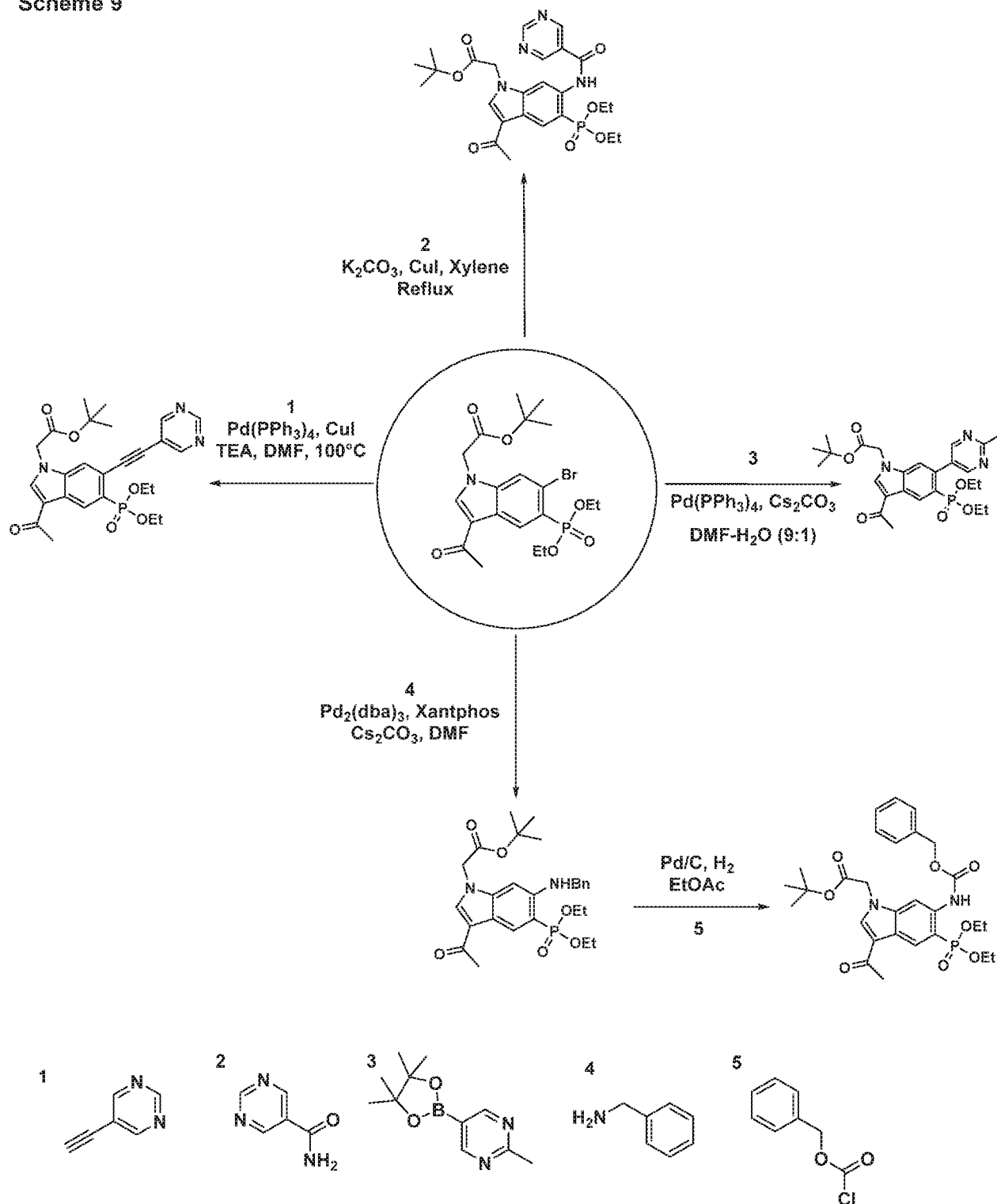
Scheme 8



1. Thompson, A. L. S., et al. (2005). Synthesis(4): 547-550.

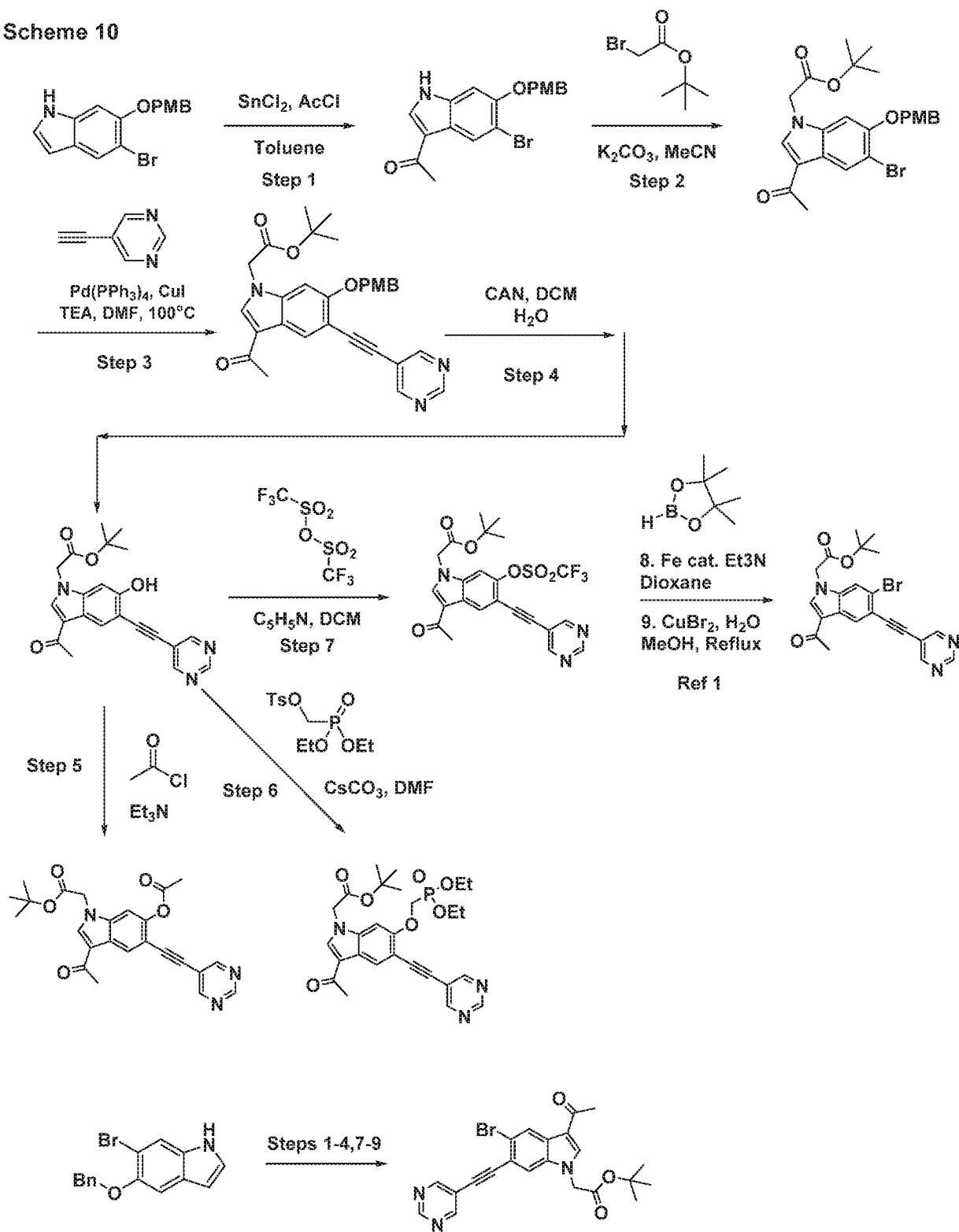
[0560] Scheme 8: In Step 1 the appropriately substituted indole is acylated as known in the art. In Step 2 the appropriately substituted heterocycle is subjected to a bromide species of the appropriate linker to afford the appropriately protected species. In Step 3 the appropriately substituted aryl bromide is subjected to phosphonic species to afford a phosphonate. In Step 4 the appropriately substituted benzyl alcohol is deprotected in the presence of hydrogen gas and palladium to afford a free alcohol. In Step 5 the appropriately substituted phenol is subjected to an acyl chloride to afford an ester. In Step 6 the appropriately substituted phenol is subjected to a tosylate to afford an ether. In Step 7 the appropriately substituted phenol is subjected to a sulfonic anhydride to afford a leaving group. In Step 8 the appropriately substituted aryl species is converted to a boronic acid as known in the art. In Step 9 the appropriately substituted boronic acid is subjected to copper bromide to afford an aryl bromide species. In an alternative embodiment this synthetic protocol can simply be applied to other indole isomers to afford substituents on alternative positions.

Scheme 9



[0561] Scheme 9: Non-limiting examples of various combinations of substituents are provided, demonstrating the robust nature of the synthetic protocol. Synthons 1-5 are subjected to an appropriately substituted aryl bromide to afford a complex system.

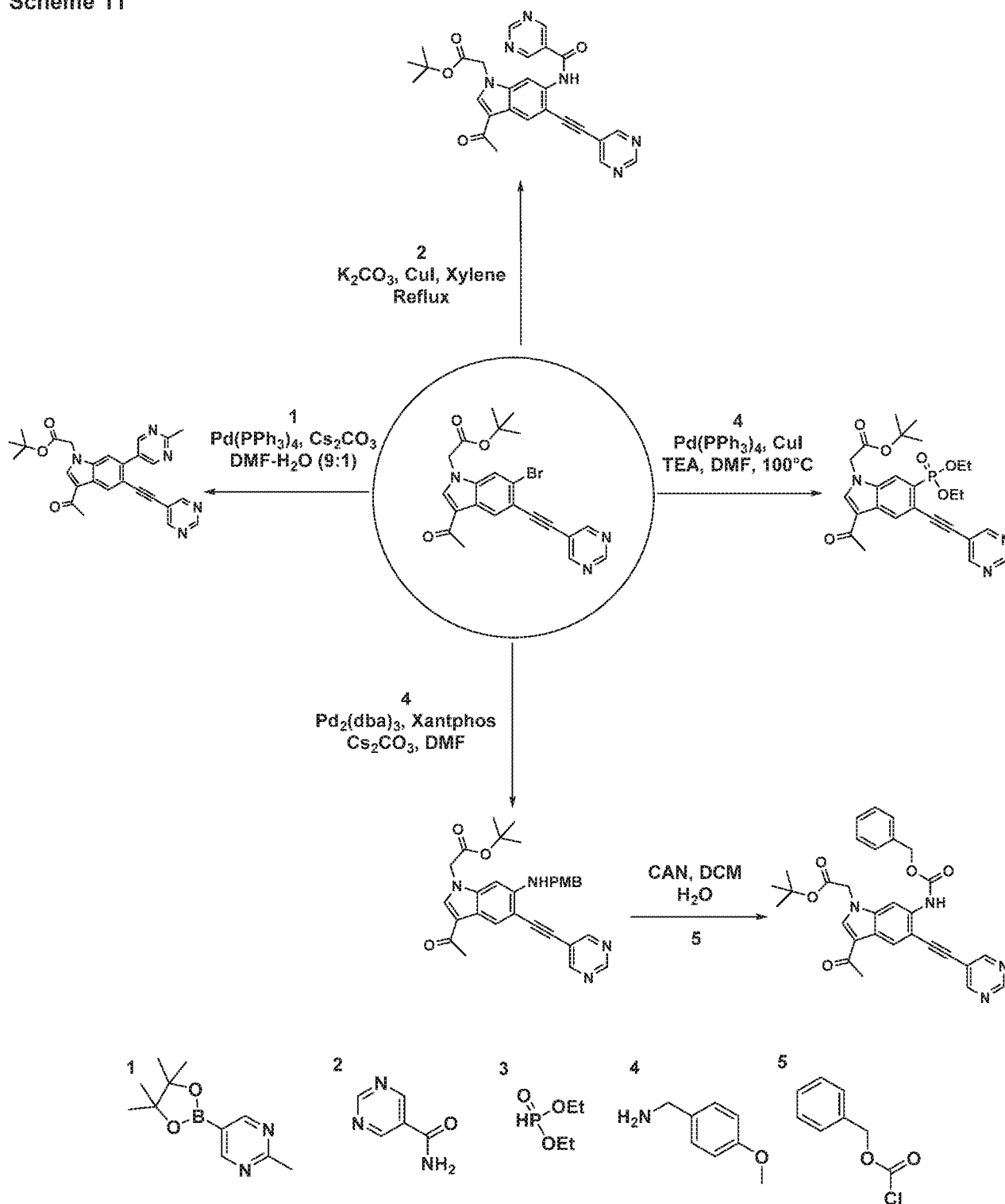
Scheme 10



1. Thompson, A. L. S., et al. (2005). Synthesis(4): 547-550.

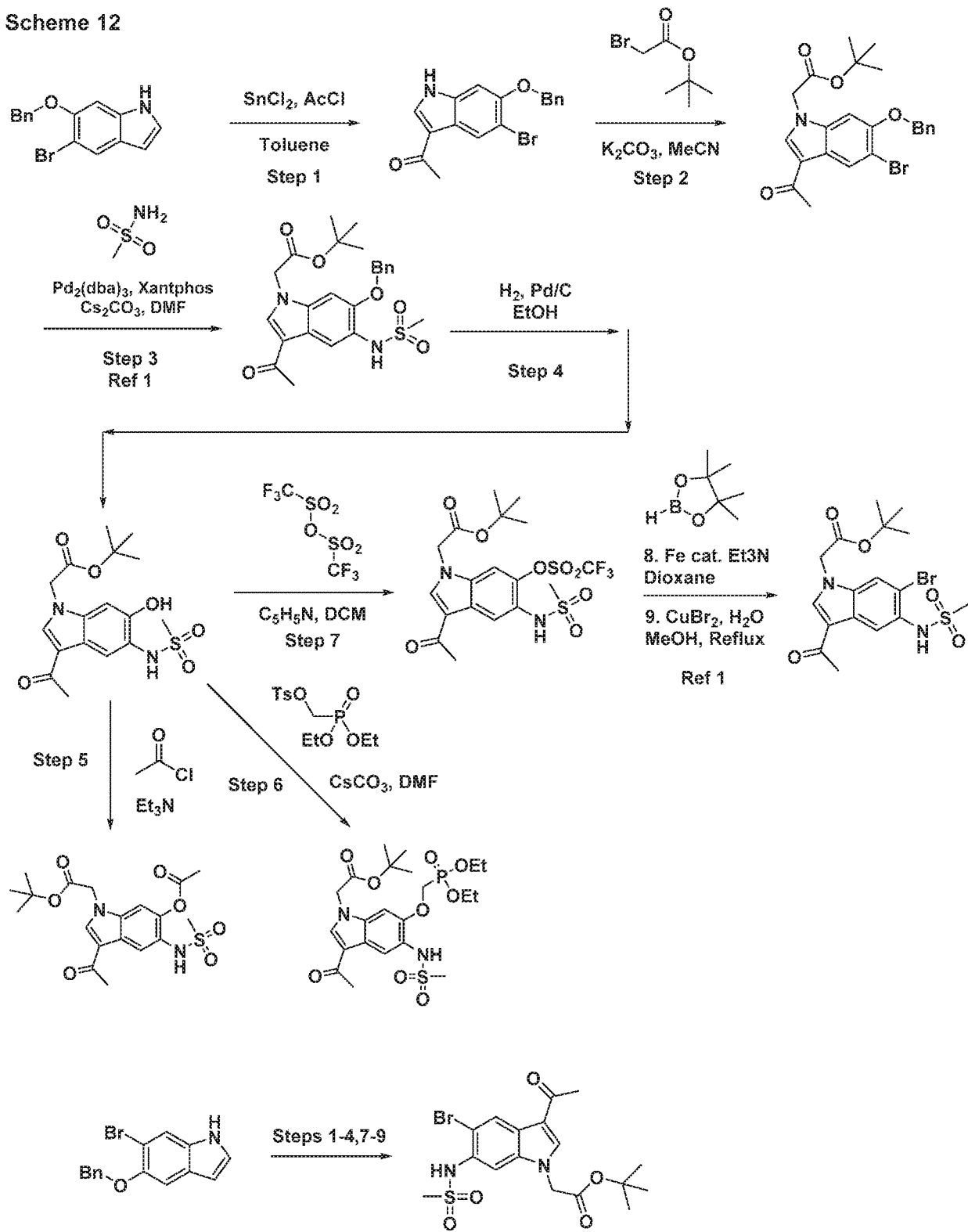
[0562] Scheme 10: In Step 1 the appropriately substituted indole is acylated as known in the art. In Step 2 the appropriately substituted heterocycle is subjected to a bromide species of the appropriate linker to afford the appropriately protected species. In Step 3 the appropriately substituted aryl bromide is subjected to a terminal alkyne as known in the art to afford an internal alkyne. In Step 4 the appropriately substituted para-methoxybenzyl alcohol is deprotected in the presence of CAN to afford a free alcohol. In Step 5 the appropriately substituted phenol is subjected to an acyl chloride to afford an ester. In Step 6 the appropriately substituted phenol is subjected to a tosylate to afford an ether. In Step 7 the appropriately substituted phenol is subjected to a sulfonic anhydride to afford a leaving group. In Step 8 the appropriately substituted aryl species is converted to a boronic acid as known in the art. In Step 9 the appropriately substituted boronic acid is subjected to copper bromide to afford an aryl bromide species. In an alternative embodiment this synthetic protocol can simply be applied to other indole isomers to afford substituents on alternative positions.

Scheme 11



[0563] Scheme 11: Non-limiting examples of various combinations of substituents are provided, demonstrating the robust nature of the synthetic protocol. Synthons 1-5 are subjected to an appropriately substituted aryl bromide to afford a complex system.

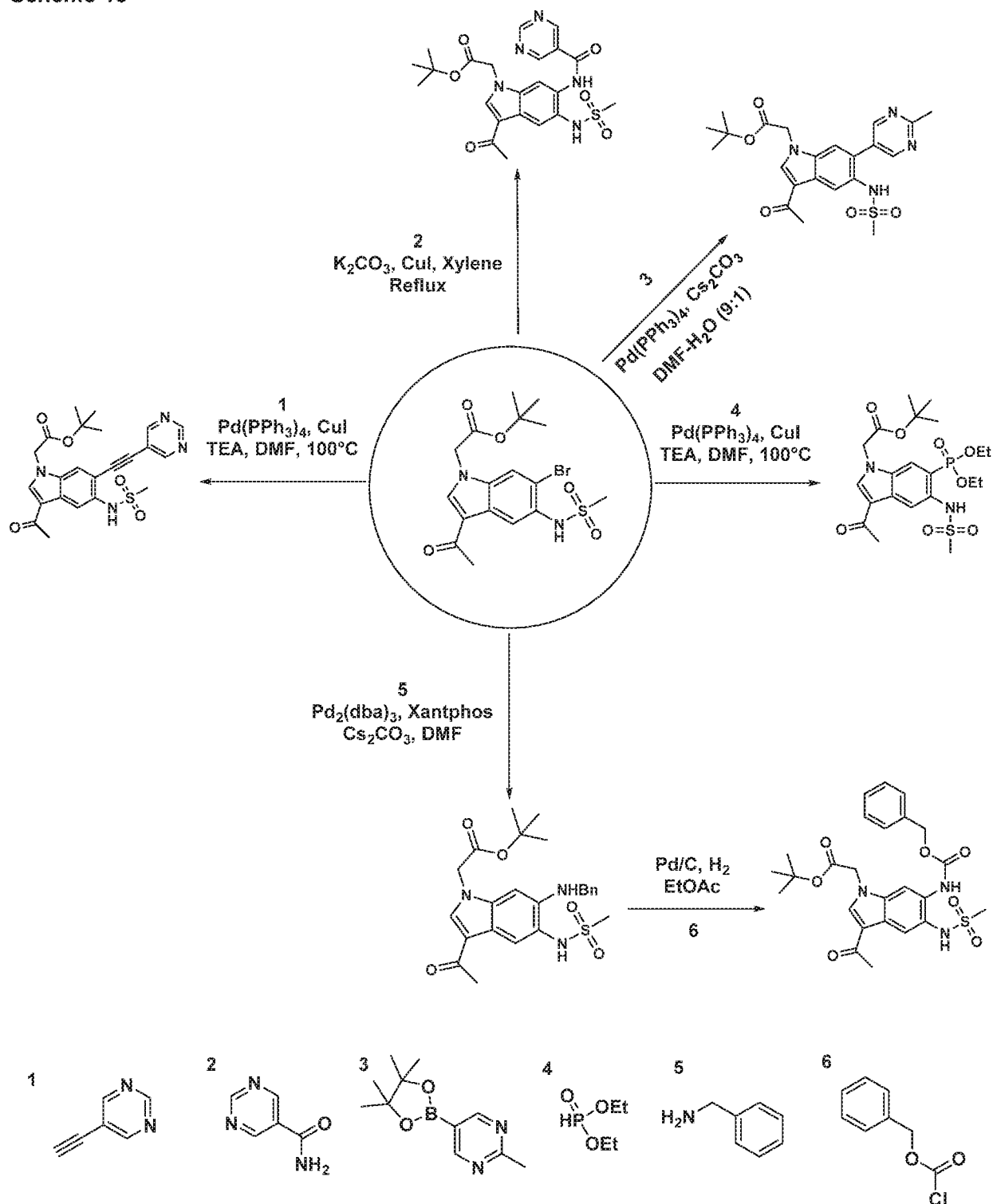
Scheme 12



1. Thompson, A. L. S., et al. (2005). Synthesis(4): 547-550.

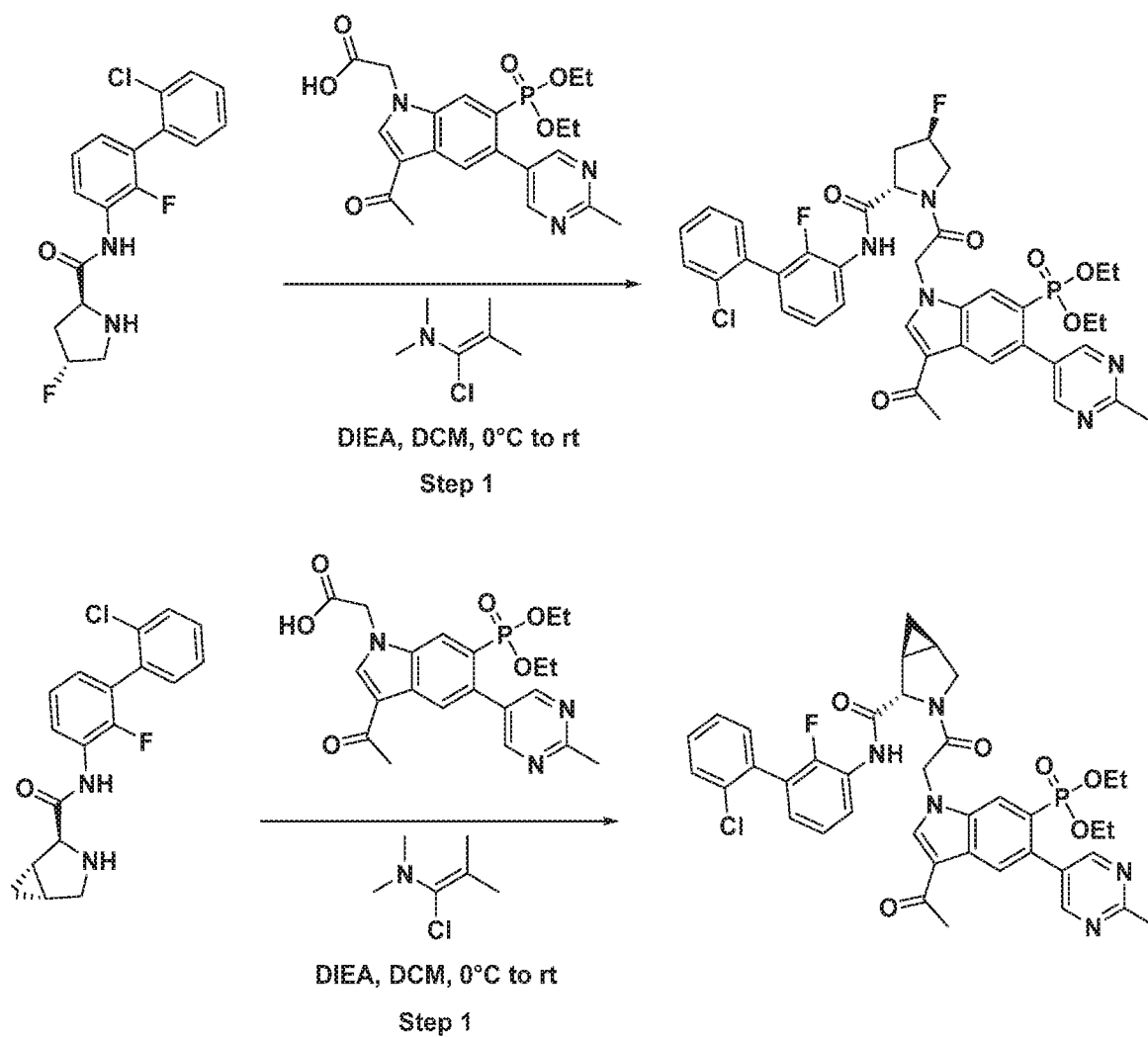
[0564] Scheme 12: In Step 1 the appropriately substituted indole is acylated as known in the art. In Step 2 the appropriately substituted heterocycle is subjected to a bromide species of the appropriate linker to afford the appropriately protected species. In Step 3 the appropriately substituted aryl bromide is subjected to a sulfonamide as known in the art to afford an aryl sulfonamide. In Step 4 the appropriately substituted benzyl alcohol is deprotected in the presence of hydrogen gas and palladium to afford a free alcohol. In Step 5 the appropriately substituted phenol is subjected to an acyl chloride to afford an ester. In Step 6 the appropriately substituted phenol is subjected to a tosylate to afford an ether. In Step 7 the appropriately substituted phenol is subjected to a sulfonic anhydride to afford a leaving group. In Step 8 the appropriately substituted aryl species is converted to a boronic acid as known in the art. In Step 9 the appropriately substituted boronic acid is subjected to copper bromide to afford an aryl bromide species. In an alternative embodiment this synthetic protocol can simply be applied to other indole isomers to afford substituents on alternative positions.

Scheme 13



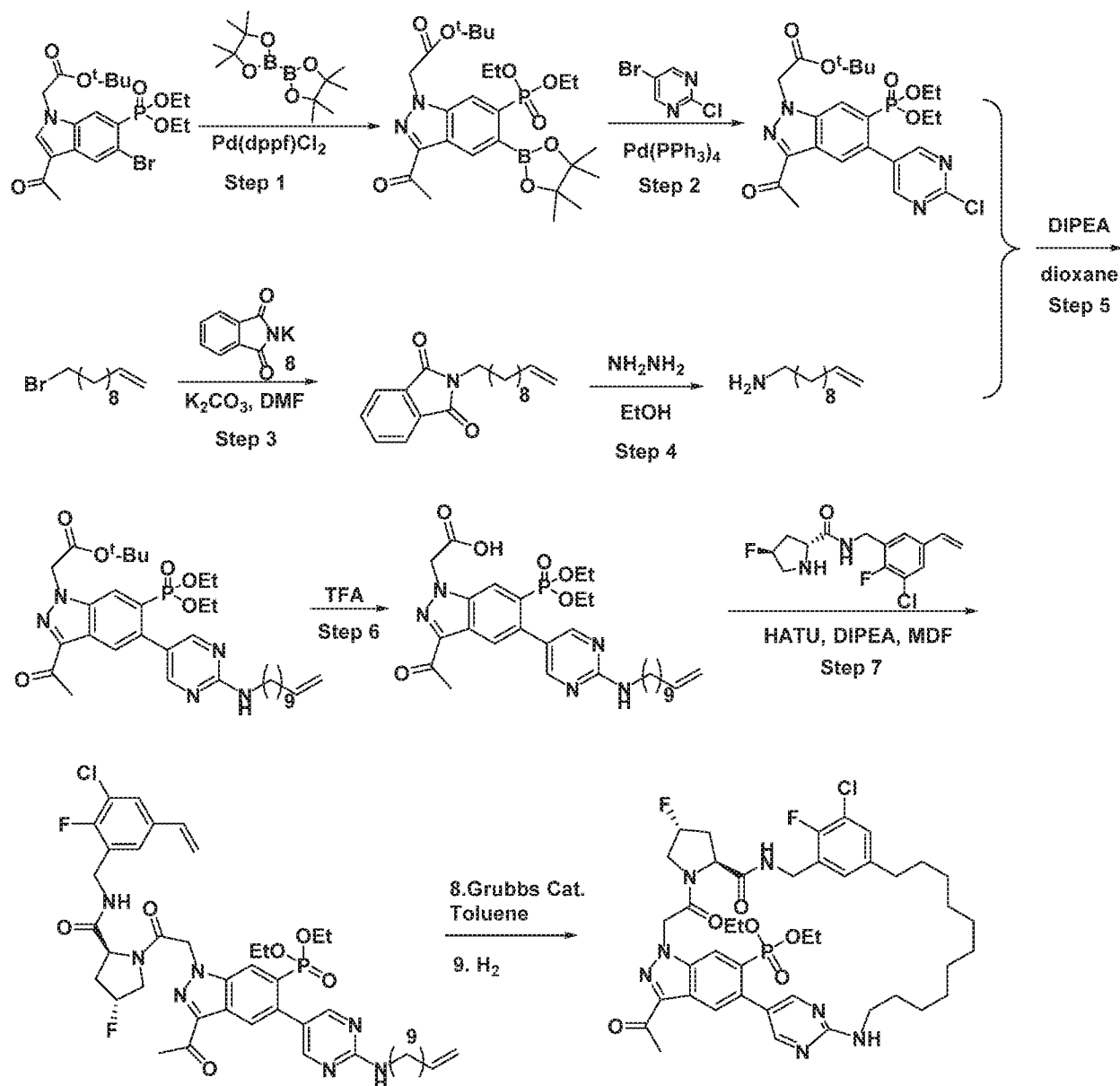
[0565] Scheme 13: Non-limiting examples of various combinations of substituents are provided, demonstrating the robust nature of the synthetic protocol. Synthons 1-6 are subjected to an appropriately substituted aryl bromide to afford a complex system.

Scheme 14



[0566] Scheme 14: In Step 1 the appropriately substituted carboxylic acid is coupled to the appropriately substituted amine as known in the art to form a compound of Formula I.

Scheme 15

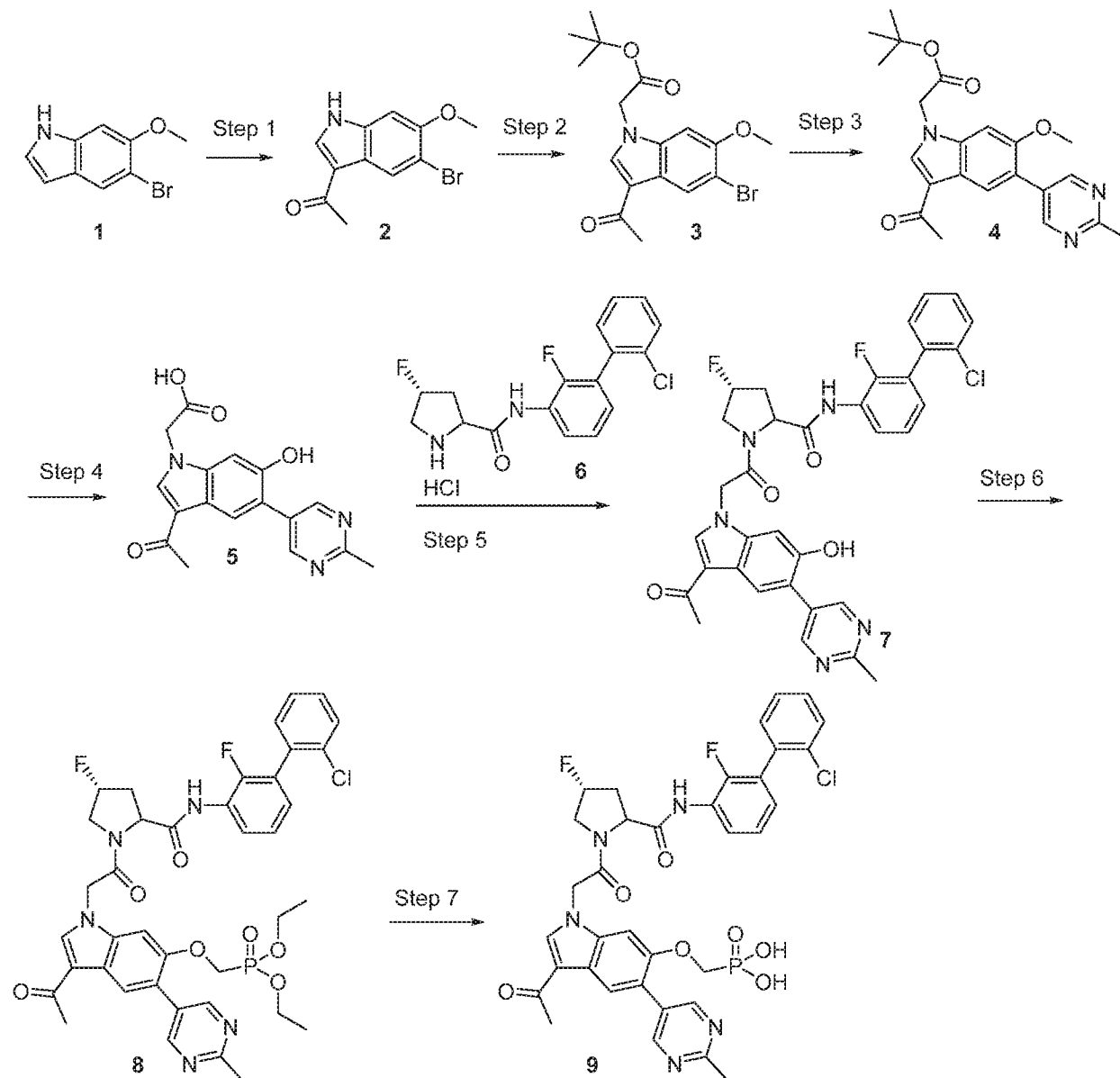


[0567] Scheme 15: In Step 1 the appropriately substituted aryl bromide is converted to a boronic acid as known in the art. In Step 2 the appropriately substituted boronic acid is subjected to an aryl bromide as known in the art to afford a biaryl species. In Step 3 the appropriately substituted bromide is subjected to a phthalimide to afford a protected alkene species. In Step 4 the appropriately substituted phthalimide-protected amine is subjected to hydrazine as known in the art to afford a free amine. In Step 5 the two appropriately substituted species previously prepared react as known in the art to afford an alkene species. In Step 6 the appropriately substituted ester is treated with TFA to afford a carboxylic acid. In Step 7 the appropriately substituted carboxylic

acid is converted to an amide as known in the art. In Step 8 the di-alkene species is cyclized as known in the art to form a macrocyclic species. In Step 9 the appropriately substituted macrocyclic-alkene species is reduced with hydrogen to afford a macrocyclic-alkyl species.

EXAMPLE 5. SYNTHESIS OF COMPOUNDS OF TABLE 1 AND TABLE 2

Scheme 1



Step 1: 1-(5-Bromo-6-methoxy-1H-indol-3-yl)ethan-1-one (2)

[0568] 5-Bromo-6-methoxy-1H-indole (1.01 g, 4.47 mmol) in DCM (20 mL) was treated with Et₂AlCl in hexane (1.0 M, 6.71 mL, 1.5 equiv) at 0 °C for 1 h. AcCl (0.479 mL, 6.71 mmol) in DCM (mL) was added and the reaction mixture was stirred for an additional 1 h. To this mixture was added 5% aq. citric acid (100 mL) followed by stirring at rt for 1 h. The resulting brick-colored solid was collected by filtration and dried to give 1-(5-bromo-6-methoxy-1H-indol-3-yl)ethan-1-one (0.62 g).

Step 2: tert-Butyl 2-(3-acetyl-5-bromo-6-methoxy-1H-indol-1-yl)acetate (3)

[0569] A mixture of 1-(5-bromo-6-methoxy-1H-indol-3-yl)ethan-1-one (0.62 g, 2.31 mmol), tert-butyl 2-bromoacetate (0.375 mL, 2.54 mmol), and K₂CO₃ (0.35 g, 2.54 mmol) in acetonitrile (20 mL) was refluxed for 6 h. The reaction mixture was allowed to cool to rt, filtered, and the filtrate was concentrated to give tert-butyl 2-(3-acetyl-5-bromo-6-methoxy-1H-indol-1-yl)acetate (0.88 g).

Step 3: tert-Butyl 2-(3-acetyl-6-methoxy-5-(2-methylpyrimidin-5-yl)-1H-indol-1-yl)acetate (4)

[0570] To a mixture of tert-butyl 2-(3-acetyl-5-bromo-6-methoxy-1H-indol-1-yl)acetate (0.88 g, 2.3 mmol) and 2-methyl-5-(4,4,5,5-tetramethyl-1,3,2-dioxaborolan-2-yl)pyrimidine (0.61 g, 2.76 mmol) in DMF-water (20 mL/2 mL) was added Cs₂CO₃ (1.5 g, 4.6 mmol) followed by Pd(PPh₃)₄ (0.132 g, 0.115 mmol). The mixture was stirred at 80 °C under an atmosphere of argon for 3 h. The solvent was removed under reduced pressure and the remaining residue was purified by column chromatography on silica gel (50% EtOAc in hexanes) to give tert-butyl 2-(3-acetyl-6-methoxy-5-(2-methylpyrimidin-5-yl)-1H-indol-1-yl)acetate (0.85 g) as a pale yellow solid.

Step 4: 2-(3-Acetyl-6-hydroxy-5-(2-methylpyrimidin-5-yl)-1H-indol-1-yl)acetic acid (5)

[0571] A mixture of 2-(3-acetyl-6-hydroxy-5-(2-methylpyrimidin-5-yl)-1H-indol-1-yl)acetic acid (0.102 g, 0.258 mmol) and anhydrous Na₂S (0.1 g, 1.29 mmol) in NMP (2 mL) was heated at 145 °C for 5 h. The mixture was purified by HPLC to give 2-(3-acetyl-6-hydroxy-5-(2-methylpyrimidin-5-yl)-1H-indol-1-yl)acetic acid (0.064 g) as a yellow solid.

Step 5: (4R)-1-(2-(3-Acetyl-6-hydroxy-5-(2-methylpyrimidin-5-yl)-1H-indol-1-yl)acetyl)-N-(2'-chloro-2-fluoro-[1,1'-biphenyl]-3-yl)-4-fluoropyrrolidine-2-carboxamide (S7)

[0572] A mixture of 2-(3-acetyl-6-hydroxy-5-(2-methylpyrimidin-5-yl)-1H-indol-1-yl)acetic acid (64 mg, 0.197 mmol) and (2S,4R)-N-(2'-chloro-2-fluoro-[1,1'-biphenyl]-3-yl)-4-fluoropyrrolidine-2-carboxamide hydrochloride (77 mg, 0.207 mmol) in DMF (2 mL) was treated with TBTU (95 mg, 0.296 mmol) followed by DIEA (0.103 mL, 0.59 mmol) at rt for 1h. An aq. solution of NaHCO₃ (15 mL) was added and the solid was collected by filtration. This solid was purified by column chromatography on silica gel (10% MeOH in DCM) to give (4R)-1-(2-(3-acetyl-6-hydroxy-5-(2-methylpyrimidin-5-yl)-1H-indol-1-yl)acetyl)-N-(2'-chloro-2-fluoro-[1,1'-biphenyl]-3-yl)-4-fluoropyrrolidine-2-carboxamide (81 mg).

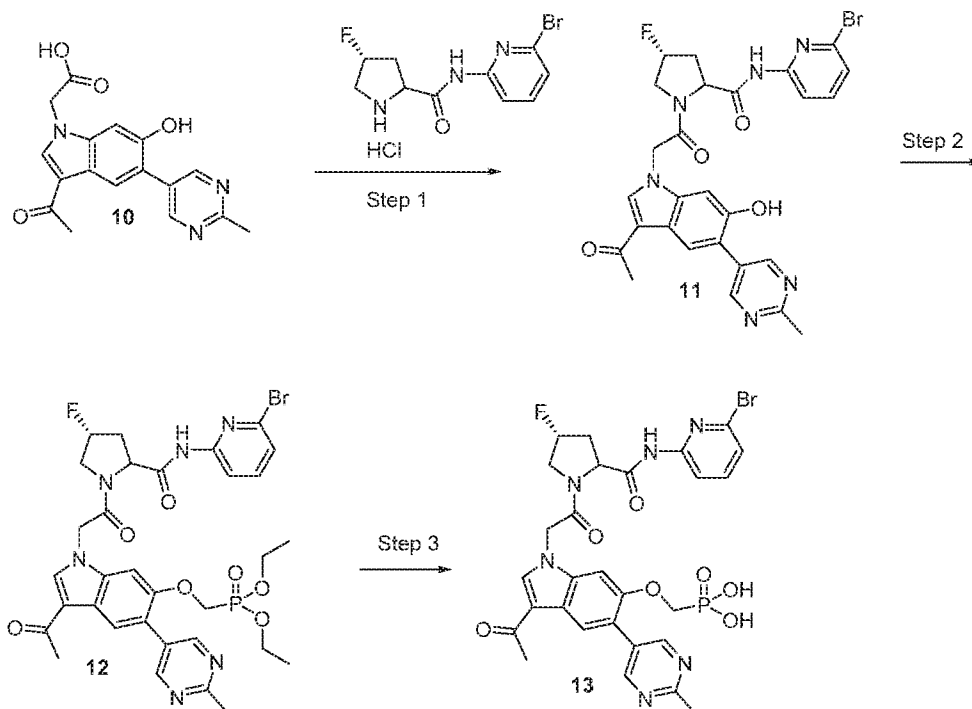
Step 6: Diethyl (((3-acetyl-1-(2-((4R)-2-((2'-chloro-2-fluoro-[1,1'-biphenyl]-3-yl)carbamoyl)-4-fluoropyrrolidin-1-yl)-2-oxoethyl)-5-(2-methylpyrimidin-5-yl)-1H-indol-6-yl)oxy)methyl)phosphonate (8)

[0573] (4R)-1-(2-(3-Acetyl-6-hydroxy-5-(2-methylpyrimidin-5-yl)-1H-indol-1-yl)acetyl)-N-(2'-chloro-2-fluoro-[1,1'-biphenyl]-3-yl)-4-fluoropyrrolidine-2-carboxamide (81 mg, 0.126 mmol) was treated with (diethoxyphosphoryl)methyl 4-methylbenzenesulfonate (61 mg, 0.189 mmol) and Cs₂CO₃ (62 mg, 0.189 mmol) in DMF (2 mL) at 50 °C for 10 h. The reaction mixture was quenched with aq. NH₄Cl and extracted with EtOAc. The isolated crude product was purified by column chromatography on silica gel (10% MeOH in DCM) to give diethyl (((3-acetyl-1-(2-((4R)-2-((2'-chloro-2-fluoro-[1,1'-biphenyl]-3-yl)carbamoyl)-4-fluoropyrrolidin-1-yl)-2-oxoethyl)-5-(2-methylpyrimidin-5-yl)-1H-indol-6-yl)oxy)methyl)phosphonate (72.6 mg) as a white powder. ¹H NMR (400 MHz, CDCl₃, 300 K): (major rotamer) δ 1.21 (t, J = 7.2 Hz, 6H), 2.39 (s, 3H), 2.50-2.65 (m, 1H), 2.78 (s, 3H), 2.80-3.00 (m, 1H), 3.95-4.10 (m, 6H), 4.25-4.35 (m, 2H), 4.85-5.00 (m, 3 H), 5.40 (d, J = 52 Hz, 1H), 6.97-7.03 (m, 1H), 7.27 (t, J = 7.6 Hz, 1H), 7.20-7.35 (m, 2 H), 7.75 (s, 1H), 8.28 (t, J = 4 Hz, 1H), 8.30 (s, 1H), 8.78 (s, 2H). ¹⁹F NMR (376 MHz, CDCl₃, 300 K): δ -130.10, -176.22. ³¹P (162 MHz, CDCl₃, 300K): δ 18.5. LC (method A): t_R = 2.08 min. LC/MS (EI) m/z: [M + H]⁺ 794.

Step 7: (((3-Acetyl-1-(2-((4R)-2-((2'-chloro-2-fluoro-[1,1'-biphenyl]-3-yl)carbamoyl)-4-fluoropyrrolidin-1-yl)-2-oxoethyl)-5-(2-methylpyrimidin-5-yl)-1H-indol-6-yl)oxy)methyl)phosphonic acid (9)

[0574] (((3-Acetyl-1-(2-((4R)-2-((2'-chloro-2-fluoro-[1,1'-biphenyl]-3-yl)carbamoyl)-4-fluoropyrrolidin-1-yl)-2-oxoethyl)-5-(2-methylpyrimidin-5-yl)-1H-indol-6-yl)oxy)methyl)phosphonate (70 mg) was treated with TMSBr (0.3 mL) in DCM (3 mL) at rt overnight. The volatiles were removed under reduced pressure and the remaining residue was evaporated with 3% water in acetonitrile (10 mL). The solid residue was triturated in EtOAc to give (((3-acetyl-1-(2-((4R)-2-((2'-chloro-2-fluoro-[1,1'-biphenyl]-3-yl)carbamoyl)-4-fluoropyrrolidin-1-yl)-2-oxoethyl)-5-(2-methylpyrimidin-5-yl)-1H-indol-6-yl)oxy)methyl)phosphonic acid (67 mg) as a brown solid. ¹H NMR (400 MHz, DMSO-d₆, 300 K): (major rotamer) δ 2.06-2.2 (m, 1H), 2.33 (s, 3H), 2.47-2.58 (m, 1H), 2.62 (s, 3H), 3.83-3.89 (m, 1H), 3.96 (dd, J = 14 Hz, 7 Hz, 1H), 4.09-4.17 (m, 3H), 4.75 (t, J = 8.4 Hz, 1H), 5.27 (dd, J = 50 Hz, 17 Hz, 2H), 5.50 (d, J = 52.4 Hz, 1H), 6.98 (t, J = 3.2 Hz, 1H), 7.16 (t, J = 8 Hz, 1H), 7.28-7.40 (m, 4H), 7.50 (d, J = 7.2 Hz, 1H), 7.97 (t, J = 10 Hz, 1H), 8.08 (d, J = 28.4 Hz, 2H), 8.89 (s, 2H), 9.93 (s, 1H). ¹⁹F NMR (376 MHz, DMSO-d₆, 300 K): δ -127.12, -175.69. LC (method A): t_R = 1.50 min. LC/MS (EI) m/z: [M + H]⁺ 738.

Scheme 2



Step 1: (4R)-1-(2-(3-Acetyl-6-hydroxy-5-(2-methylpyrimidin-5-yl)-1H-indol-1-yl)acetyl)-N-(6-bromopyridin-2-yl)-4-fluoropyrrolidine-2-carboxamide (11)

[0575] A mixture of 2-(3-acetyl-6-hydroxy-5-(2-methylpyrimidin-5-yl)-1H-indol-1-yl)acetic acid (101 mg, 0.311 mmol) and (4R)-N-(6-bromopyridin-2-yl)-4-fluoropyrrolidine-2-carboxamide hydrochloride (101 mg, 0.311 mmol) in DMF (3 mL) was treated with TBTU (0.15 g, 0.466 mmol) followed by DIEA (0.324 mL, 1.87 mmol) at rt for 1h. An aq. solution of NaHCO₃ (15 mL) was added and the solid was collected by filtration. This solid was purified by column chromatography on silica gel to give (4R)-1-(2-(3-acetyl-6-hydroxy-5-(2-methylpyrimidin-5-yl)-1H-indol-1-yl)acetyl)-N-(6-bromopyridin-2-yl)-4-fluoropyrrolidine-2-carboxamide (0.099 g).

Step 2: Diethyl (((3-acetyl-1-(2-((4R)-2-((6-bromopyridin-2-yl)carbamoyl)-4-fluoropyrrolidin-1-yl)-2-oxoethyl)-5-(2-methylpyrimidin-5-yl)-1H-indol-6-yl)oxy)methyl)phosphonate (12)

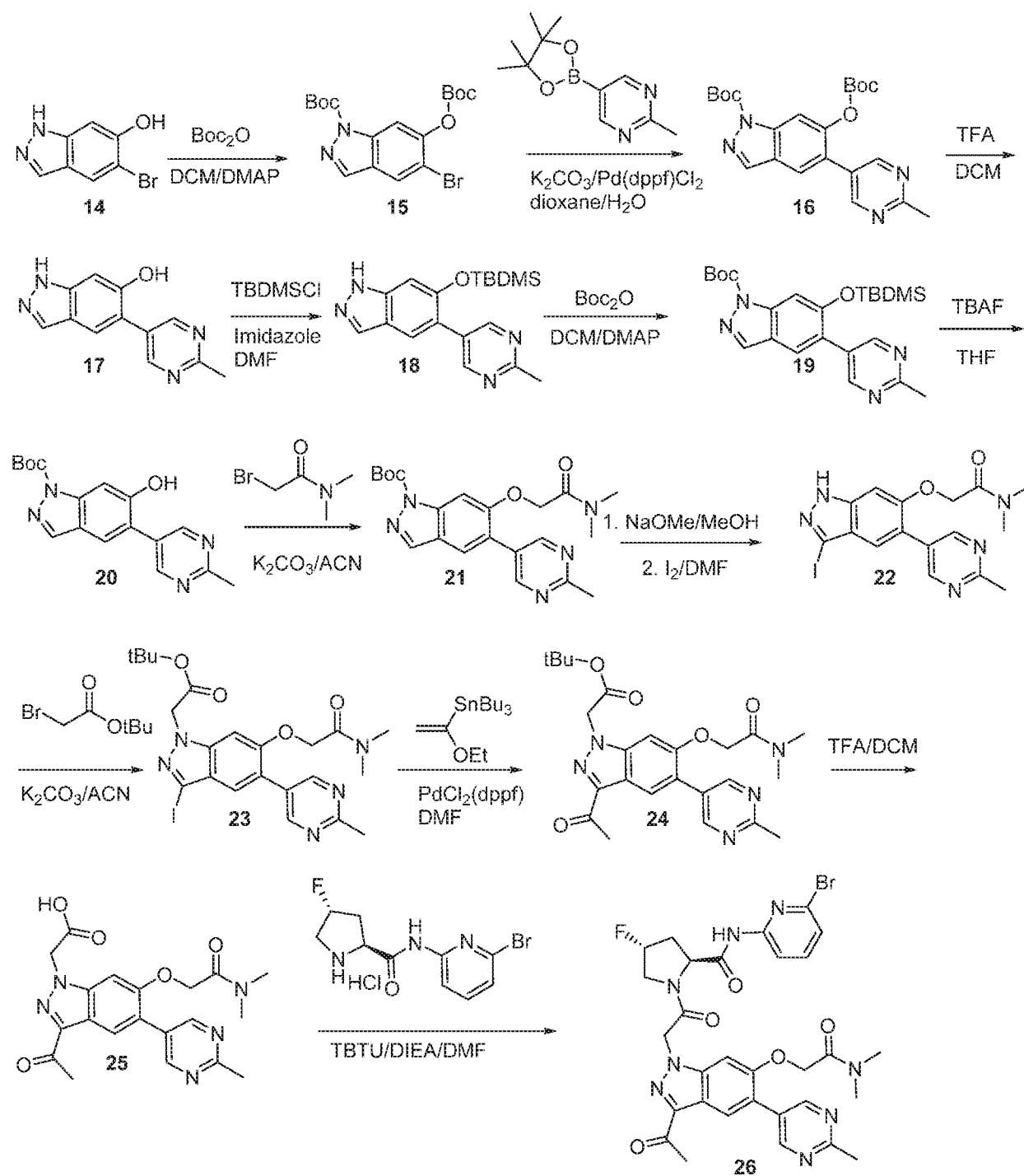
[0576] (4R)-1-(2-(3-Acetyl-6-hydroxy-5-(2-methylpyrimidin-5-yl)-1H-indol-1-yl)acetyl)-N-(6-bromopyridin-2-yl)-4-fluoropyrrolidine-2-carboxamide (68 mg, 0.114 mmol) was treated with (diethoxyphosphoryl)methyl 4-methylbenzenesulfonate (55 mg, 0.171 mmol) and

Cs₂CO₃ (56 mg, 0.189 mmol) in DMF (1.5 mL) at 50 °C overnight. The reaction mixture was quenched with aq. NH₄Cl and extracted with EtOAc. The isolated crude product was purified by column chromatography on silica gel (10% MeOH in DCM) to give diethyl (((3-acetyl-1-(2-((4R)-2-((6-bromopyridin-2-yl)carbamoyl)-4-fluoropyrrolidin-1-yl)-2-oxoethyl)-5-(2-methylpyrimidin-5-yl)-1H-indol-6-yl)oxy)methyl)phosphonate (24.8 mg) as a solid.

Step 3: (((3-Acetyl-1-(2-((4R)-2-((6-bromopyridin-2-yl)carbamoyl)-4-fluoropyrrolidin-1-yl)-2-oxoethyl)-5-(2-methylpyrimidin-5-yl)-1H-indol-6-yl)oxy)methyl)phosphonic acid (13)

[0577] (((3-Acetyl-1-(2-((4R)-2-((6-bromopyridin-2-yl)carbamoyl)-4-fluoropyrrolidin-1-yl)-2-oxoethyl)-5-(2-methylpyrimidin-5-yl)-1H-indol-6-yl)oxy)methyl)phosphonate (24.8 mg) was treated with TMSBr (0.5 mL) in DCM (2 mL) at rt overnight. The volatiles were removed under reduced pressure and the remaining residue was evaporated with 3% water in acetonitrile (10 mL). The solid residue was triturated in EtOAc to give (((3-acetyl-1-(2-((4R)-2-((6-bromopyridin-2-yl)carbamoyl)-4-fluoropyrrolidin-1-yl)-2-oxoethyl)-5-(2-methylpyrimidin-5-yl)-1H-indol-6-yl)oxy)methyl)phosphonic acid as a brown solid. ¹H NMR (400 MHz, DMSO-d₆, 300 K): (major rotamer) δ 2.06-2.2 (m, 1H), 2.33 (s, 3H), 2.47-2.58 (m, 1H), 2.80 (s, 3H), 4.06-4.35 (m, 4H), 4.77-4.82 (m, 1H), 5.33-5.68 (m, 3H), 7.37-7.46 (m, 2H), 7.75-7.79 (m, 1H), 8.10-8.14 (m, 1H), 9.15 (s, 2H). ¹⁹F NMR (376 MHz, DMSO-d₆, 300 K): δ -175.53. LC (method A): t_R = 0.98min. LC/MS (EI) m/z: [M + H]⁺ 689.

Scheme 3

**tert-Butyl 5-bromo-6-((tert-butoxycarbonyl)oxy)-1H-indazole-1-carboxylate (15)**

[0578] 5-Bromo-1H-indazol-6-ol (1.018 g, 4.78 mmol) was treated with Boc_2O (2.4 mL, 10.51 mmol) at rt in DCM (30 mL) in the presence of catalytic amount of DMAP for 1 hr. The

reaction was filtered through a short silica gel column and concentrated to give tert-butyl 5-bromo-6-((tert-butoxycarbonyl)oxy)-1H-indazole-1-carboxylate (2.205 g).

tert-butyl 6-((tert-Butoxycarbonyl)oxy)-5-(2-methylpyrimidin-5-yl)-1H-indazole-1-carboxylate (16)

[0579] Into a solution of tert-butyl 5-bromo-6-((tert-butoxycarbonyl)oxy)-1H-indazole-1-carboxylate (2.205 g) and 2-methyl-5-(4,4,5,5-tetramethyl-1,3,2-dioxaborolan-2-yl)pyrimidine (1.16 g, 5.26 mmol) in dioxane-H₂O (25 mL-2.5 mL) K₂CO₃ (1.32 g, 9.56 mmol) and PddppfCl₂ (0.098 g, 0.12 mmol) were added. The mixture was heated at 90 °C under Ar for 2 hr. The reaction mixture was cooled to rt, filtered, and concentrated. Residue was purified on ISCO with MeOH in DCM (0-10%) as eluent to give tert-butyl 6-((tert-butoxycarbonyl)oxy)-5-(2-methylpyrimidin-5-yl)-1H-indazole-1-carboxylate (2.2 g) as a light yellow solid.

5-(2-Methylpyrimidin-5-yl)-1H-indazol-6-ol (17)

[0580] tert-butyl 6-((tert-butoxycarbonyl)oxy)-5-(2-methylpyrimidin-5-yl)-1H-indazole-1-carboxylate (2.2 g) was treated with TFA (10 mL) in DCM (20 mL) at rt for 30 min. Volatiles were evaporated and the compound was carried forward without further purification.

6-((tert-Butyldimethylsilyl)oxy)-5-(2-methylpyrimidin-5-yl)-1H-indazole (18)

[0581] 5-(2-methylpyrimidin-5-yl)-1H-indazol-6-ol was treated with TBDMSCl (0.722 g, 4.78 mmol) and DIEA (1.66 mL, 9.56 mmol) at rt in DCM (10 mL) for 1 hr. Water was added to quench the reaction. After extraction with AcOEt, the organic layer was washed with citric acid 5% and brine, dried over anhydrous Na₂SO₄, and concentrated in vacuo. The residue was purified by column chromatography with AcOEt in hexane (0-50%) as eluent to give 6-((tert-butyldimethylsilyl)oxy)-5-(2-methylpyrimidin-5-yl)-1H-indazole (1.32 g) as pale yellow solid.

tert-butyl 6-((tert-Butyldimethylsilyl)oxy)-5-(2-methylpyrimidin-5-yl)-1H-indazole-1-carboxylate (19)

[0582] 6-((tert-Butyldimethylsilyl)oxy)-5-(2-methylpyrimidin-5-yl)-1H-indazole (1.32 g, 3.88 mmol) was treated with Boc₂O (0.92 mL, 4 mmol) at rt in DCM (20 mL) in the presence of catalytic amount of DMAP for 0.5 hr. Solvent was removed by evaporation and the residue was

purified by column chromatography with AcOEt in Hexane (0-70%) as eluent to give tert-butyl 6-((tert-butyldimethylsilyl)oxy)-5-(2-methylpyrimidin-5-yl)-1H-indazole-1-carboxylate (1.46 g).

tert-Butyl 6-hydroxy-5-(2-methylpyrimidin-5-yl)-1H-indazole-1-carboxylate (20)

[0583] tert-Butyl 6-((tert-butyldimethylsilyl)oxy)-5-(2-methylpyrimidin-5-yl)-1H-indazole-1-carboxylate (0.86 g, 1.96 mmol) in THF (10 ml) was treated with TBAF (1.0 M in THF, 2 mL, 2 mmol) under Ar at rt for 1 hr. Citric acid 5% was added and the organic layer was extracted with AcOEt. After washing with brine and drying over anhydrous Na₂SO₄, the solvent was removed by evaporation. The residue was purified by column chromatography with AcOEt in hexane (50-100%) as eluent to give tert-butyl 6-hydroxy-5-(2-methylpyrimidin-5-yl)-1H-indazole-1-carboxylate (0.33 g).

tert-Butyl 6-(2-(dimethylamino)-2-oxoethoxy)-5-(2-methylpyrimidin-5-yl)-1H-indazole-1-carboxylate (21)

[0584] The mixture of tert-butyl 6-hydroxy-5-(2-methylpyrimidin-5-yl)-1H-indazole-1-carboxylate (0.33 g, 1.0 mmol) and 2-bromo-N,N-dimethylacetamide (0.199 g, 1.2 mmol) was refluxed in acetonitrile and acetone (10-10 mL) in the presence of K₂CO₃ (0.207 g, 1.54 mmol) for 2 hr. After filtration to remove the solid, the solution was concentrated to give tert-butyl 6-(2-(dimethylamino)-2-oxoethoxy)-5-(2-methylpyrimidin-5-yl)-1H-indazole-1-carboxylate (0.474 g).

2-((3-Iodo-5-(2-methylpyrimidin-5-yl)-1H-indazol-6-yl)oxy)-N,N-dimethylacetamide (22)

[0585] tert-butyl 6-(2-(dimethylamino)-2-oxoethoxy)-5-(2-methylpyrimidin-5-yl)-1H-indazole-1-carboxylate (0.474 g) in MeOH (5 mL) was treated with NaOMe (25% in MeOH, 0.65 mL, 3 mmol) at 60 °C for 30 min. The mixture was cooled to rt and I₂ (0.305 g, 1.2 mmol) in DMF (0.5 mL) was added. After stirring at rt for 30 min, Na₂SO₃ (5% aq, 1 mL) was added and the pH of the mixture was adjusted to 6 with 1N HCl. The mixture was extracted with AcOEt. After washing with brine and drying over anhydrous Na₂SO₄, the solvent was removed by evaporation to give 2-((3-iodo-5-(2-methylpyrimidin-5-yl)-1H-indazol-6-yl)oxy)-N,N-dimethylacetamide (0.344 g) as yellow solid.

tert-Butyl 2-(6-(2-(dimethylamino)-2-oxoethoxy)-3-iodo-5-(2-methylpyrimidin-5-yl)-1H-indazol-1-yl)acetate (23)

[0586] The mixture of 2-((3-iodo-5-(2-methylpyrimidin-5-yl)-1H-indazol-6-yl)oxy)-N,N-dimethylacetamide (0.344 g, 0.785 mmol) and tert-butyl 2-bromoacetate (0.128 mL, 0.864 mmol) was refluxed in acetonitrile (10 mL) in the presence of K₂CO₃ (0.162 g, 1.18 mmol) overnight. After filtration to remove the solid, the solution was concentrated and the residue was purified by column chromatography with MeOH in DCM (0-10%) as eluent to give tert-butyl 2-(6-(2-(dimethylamino)-2-oxoethoxy)-3-iodo-5-(2-methylpyrimidin-5-yl)-1H-indazol-1-yl)acetate (0.326 g) as yellow solid.

tert-Butyl 2-(3-acetyl-6-(2-(dimethylamino)-2-oxoethoxy)-5-(2-methylpyrimidin-5-yl)-1H-indazol-1-yl)acetate (24)

[0587] The mixture of tert-butyl 2-(6-(2-(dimethylamino)-2-oxoethoxy)-3-iodo-5-(2-methylpyrimidin-5-yl)-1H-indazol-1-yl)acetate (0.326 g, 0.59 mmol) and tributyl(1-ethoxyvinyl)stannane (0.3 mL, 0.89 mmol) in DMF (6 mL) was heated to 80 °C under Ar in the presence of PdCl₂dppf (25 mg, 0.03 mmol) for 5 hr. After cooling to rt, HCl aq (1N, 3 mL) was added and the reaction was stirred for 1hr. Water (30 mL) was added and extracted with AcOEt. The organic layer was washed with brine and dried over anhydrous Na₂SO₄. Solvent was removed under reduced pressure. Crude material was purified by column chromatography with MeOH in DCM (10%) as eluent to give tert-butyl 2-(3-acetyl-6-(2-(dimethylamino)-2-oxoethoxy)-5-(2-methylpyrimidin-5-yl)-1H-indazol-1-yl)acetate (0.3 g) as a brown solid.

2-(3-Acetyl-6-(2-(dimethylamino)-2-oxoethoxy)-5-(2-methylpyrimidin-5-yl)-1H-indazol-1-yl)acetic acid (25)

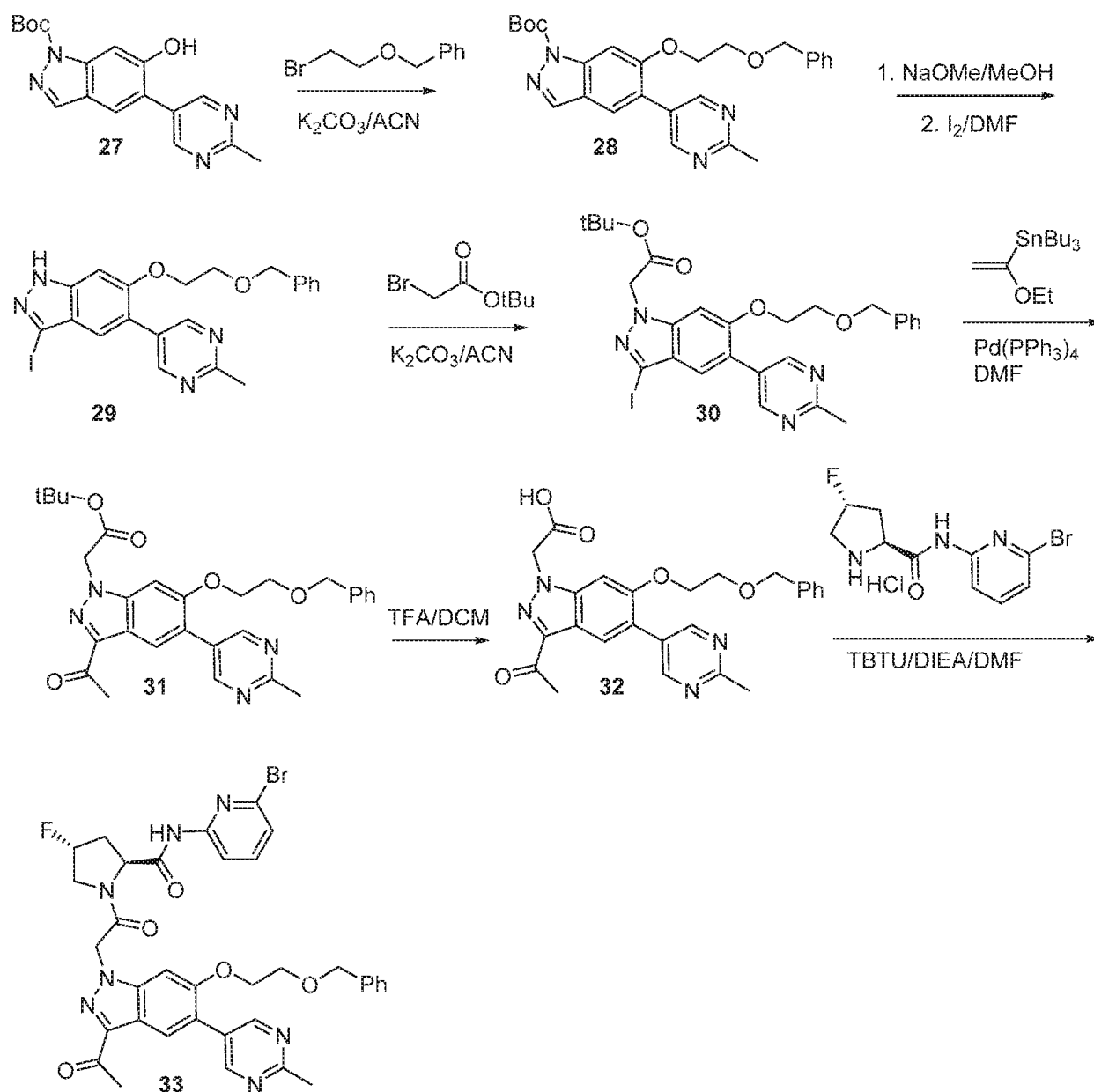
[0588] tert-butyl 2-(3-acetyl-6-(2-(dimethylamino)-2-oxoethoxy)-5-(2-methylpyrimidin-5-yl)-1H-indazol-1-yl)acetate (54 mg, 0.116 mmol) was treated with TFA (1 mL) in DCM (2 mL) for 1 hr. After evaporation of volatiles, the residue was co-evaporated with toluene (5 mL) and dried under vacuum to give 2-(3-acetyl-6-(2-(dimethylamino)-2-oxoethoxy)-5-(2-methylpyrimidin-5-yl)-1H-indazol-1-yl)acetic acid.

(2S,4R)-1-(2-(3-Acetyl-6-(2-(dimethylamino)-2-oxoethoxy)-5-(2-methylpyrimidin-5-yl)-1H-indazol-1-yl)acetyl)-N-(6-bromopyridin-2-yl)-4-fluoropyrrolidine-2-carboxamide (26)

[0589] Into a mixture of 2-(3-acetyl-6-(2-(dimethylamino)-2-oxoethoxy)-5-(2-methylpyrimidin-5-yl)-1H-indazol-1-yl)acetic acid and (2S,4R)-N-(6-bromopyridin-2-yl)-4-fluoropyrrolidine-2-carboxamide hydrochloride (38 mg, 0.116mmol) in DMF (1 mL), TBTU (56 mg, 0.174 mmol) followed by DIEA (0.1 mL, 0.58mmol) was added at rt with stirring. After 30 min, NaHCO₃ aq (10 mL) was added to form precipitation. The resulting solid was collected by filtration, washed with water, and dried to give (2S,4R)-1-(2-(3-acetyl-6-(2-(dimethylamino)-2-oxoethoxy)-5-(2-methylpyrimidin-5-yl)-1H-indazol-1-yl)acetyl)-N-(6-bromopyridin-2-yl)-4-fluoropyrrolidine-2-carboxamide (53 mg) as brown solid.

[0590] ¹H NMR (400 MHz, Chloroform-d) δ 8.97 (s, 1H), 8.83 (s, 2H), 8.25 (s, 1H), 8.05 (d, J = 8.1 Hz, 1H), 7.75 – 7.61 (m, 1H), 7.59 – 7.42 (m, 2H), 7.19 (d, J = 7.7 Hz, 1H), 7.05 (s, 1H), 5.53 – 5.22 (m, 4H), 4.79 (d, J = 7.2 Hz, 4H), 4.12 (dd, J = 12.5, 20.2 Hz, 1H), 3.79 (ddd, J = 3.4, 12.3, 34.3 Hz, 1H), 3.06 – 2.85 (m, 8H), 2.79 (s, 3H), 2.67 (s, 3H), 2.64 – 2.35 (m, 2H). LC (method A): tR = 1.53 min. LC/MS (EI) m/z: [M + H]⁺ 681.

Scheme 4



tert-Butyl 6-(2-(benzyloxy)ethoxy)-5-(2-methylpyrimidin-5-yl)-1H-indazole-1-carboxylate (28)

[0591] A mixture of tert-butyl 6-hydroxy-5-(2-methylpyrimidin-5-yl)-1H-indazole-1-carboxylate (0.53 g, 1.63 mmol), and ((2-bromoethoxy)methyl)benzene (0.284 mL, 1.79 mmol) was refluxed in acetonitrile and acetone (10-10 mL) in the presence of K_2CO_3 (0.34 g, 2.45 mmol) for 8 hr. After filtration to remove the solid, the solution was concentrated and the residue was

purified by column chromatography to give tert-butyl 6-(2-(benzyloxy)ethoxy)-5-(2-methylpyrimidin-5-yl)-1H-indazole-1-carboxylate as white foam.

6-(2-(Benzyloxy)ethoxy)-3-iodo-5-(2-methylpyrimidin-5-yl)-1H-indazole (29)

[0592] tert-butyl 6-(2-(benzyloxy)ethoxy)-5-(2-methylpyrimidin-5-yl)-1H-indazole-1-carboxylate in MeOH (10 mL) was treated with NaOMe (25% in MeOH, 1.06 mL, 4.89 mmol) at 60 °C for 30 min. The mixture was cooled to rt, and I₂ (0.5 g, 1.96 mmol) in DMF (1 mL) was added. After stirring at rt for 10 min, the volatiles were removed under reduced pressure. The residue was treated with 5% citric acid (aq) and extracted with AcOEt. After washing with brine and drying over anhydrous Na₂SO₄, the solvent was removed by evaporation to give 6-(2-(benzyloxy)ethoxy)-3-iodo-5-(2-methylpyrimidin-5-yl)-1H-indazole (0.878 g) as yellow solid.

tert-Butyl 2-(6-(2-(benzyloxy)ethoxy)-3-iodo-5-(2-methylpyrimidin-5-yl)-1H-indazol-1-yl)acetate (30)

[0593] The mixture of 6-(2-(benzyloxy)ethoxy)-3-iodo-5-(2-methylpyrimidin-5-yl)-1H-indazole (0.878 g) and tert-butyl 2-bromoacetate (0.26 mL, 1.8 mmol) was heated in acetonitrile (20 mL) at 80 °C in the presence of K₂CO₃ (0.45 g, 3.26 mmol) for 1.5 hr. After filtration to remove solid, the residue was purified by column chromatography with MeOH in DCM (0-5%) as eluent to give tert-butyl 2-(6-(2-(benzyloxy)ethoxy)-3-iodo-5-(2-methylpyrimidin-5-yl)-1H-indazol-1-yl)acetate (0.87 g) as pale yellow foam.

tert-Butyl 2-(3-acetyl-6-(2-(benzyloxy)ethoxy)-5-(2-methylpyrimidin-5-yl)-1H-indazol-1-yl)acetate (31)

[0594] The mixture of tert-butyl 2-(6-(2-(benzyloxy)ethoxy)-3-iodo-5-(2-methylpyrimidin-5-yl)-1H-indazol-1-yl)acetate (0.87 g, 1.46 mmol) and tributyl(1-ethoxyvinyl)stannane (0.74 mL, 2.2 mmol) in DMF (10 mL) was heated at 100 °C under Ar in the presence of Pd(PPh₃)₄ (0.169 g, 0.146 mmol) overnight. After cooling down to rt and filtering through a celite pad, HCl aq (1N, 2 mL) was added and the reaction was stirred for 1hr. Water (30 mL) was added and the organic layer was extracted with AcOEt, washed with brine, and dried over anhydrous Na₂SO₄. Solvent was removed under reduced pressure. Crude material was purified by column chromatography with MeOH in DCM (0-10%) as eluent to give tert-butyl 2-

(3-acetyl-6-(2-(benzyloxy)ethoxy)-5-(2-methylpyrimidin-5-yl)-1H-indazol-1-yl)acetate (0.84 g) as yellow solid.

2-(3-Acetyl-6-(2-(benzyloxy)ethoxy)-5-(2-methylpyrimidin-5-yl)-1H-indazol-1-yl)acetic acid (32)

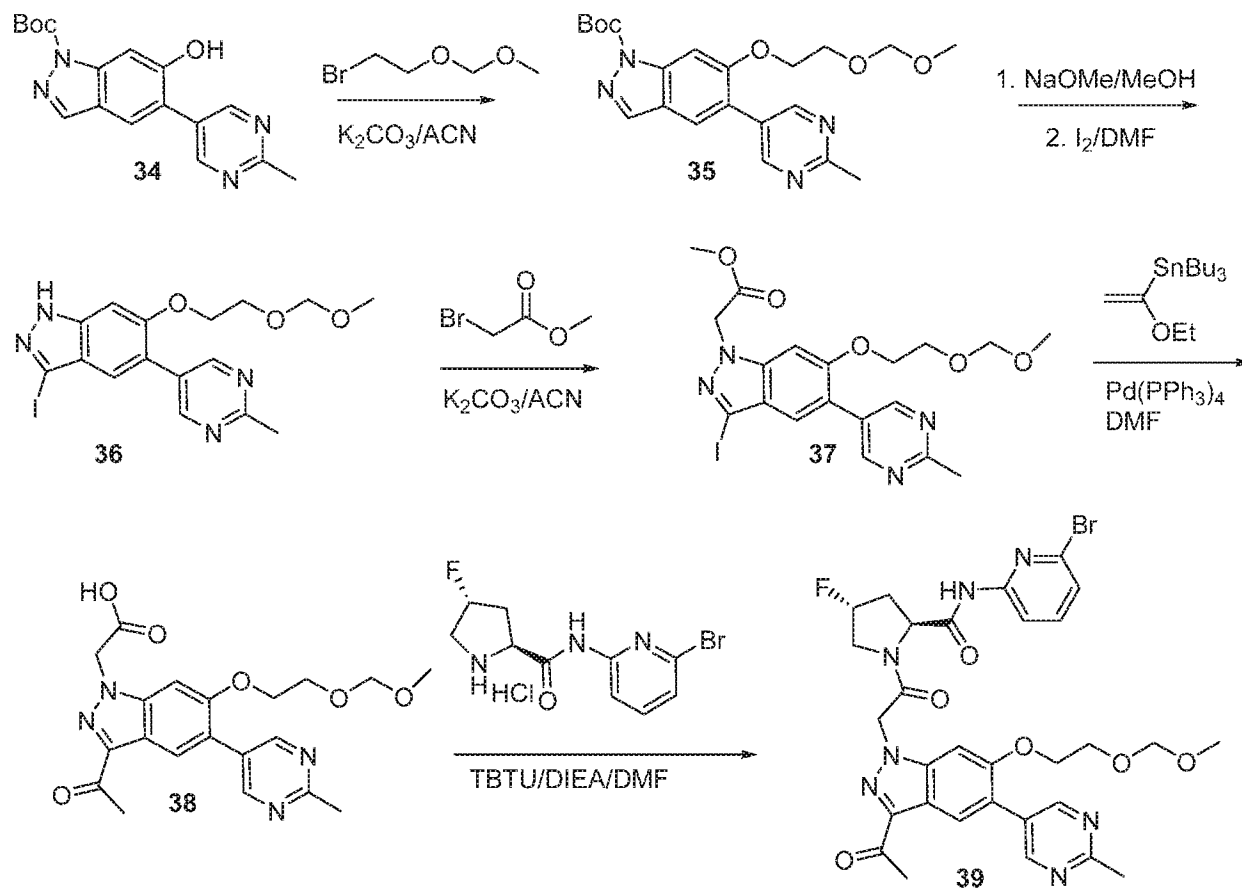
[0595] tert-butyl 2-(3-acetyl-6-(2-(benzyloxy)ethoxy)-5-(2-methylpyrimidin-5-yl)-1H-indazol-1-yl)acetate (0.84 g, 0.093 mmol) was treated with TFA (2 mL) in DCM (1 mL) for 3 hr. After evaporation of volatiles, the residue was co-evaporated with toluene (5 mL) and dried under vacuum to give 2-(3-acetyl-6-(2-(benzyloxy)ethoxy)-5-(2-methylpyrimidin-5-yl)-1H-indazol-1-yl)acetic acid.

(2S,4R)-1-(2-(3-Acetyl-6-(2-(benzyloxy)ethoxy)-5-(2-methylpyrimidin-5-yl)-1H-indazol-1-yl)acetyl)-N-(6-bromopyridin-2-yl)-4-fluoropyrrolidine-2-carboxamide (33)

[0596] Into a mixture of 2-(3-acetyl-6-(2-(benzyloxy)ethoxy)-5-(2-methylpyrimidin-5-yl)-1H-indazol-1-yl)acetic acid and (2S,4R)-N-(6-bromopyridin-2-yl)-4-fluoropyrrolidine-2-carboxamide hydrochloride (30 mg, 0.093 mmol) in DMF (1 mL), TBTU (45 mg, 0.14 mmol) followed by DIEA (0.081 mL, 0.465 mmol) was added at rt with stirring. After 20 min, NaHCO₃ (aq) (10 mL) was added to form precipitation. Solid was collected by filtration, washed with water, and dried to give (2S,4R)-1-(2-(3-acetyl-6-(2-(benzyloxy)ethoxy)-5-(2-methylpyrimidin-5-yl)-1H-indazol-1-yl)acetyl)-N-(6-bromopyridin-2-yl)-4-fluoropyrrolidine-2-carboxamide (56 mg)

[0597] ¹H NMR (400 MHz, Chloroform-d) δ 8.84 (s, 3H), 8.25 (s, 1H), 8.02 (d, J = 8.2 Hz, 1H), 7.72 – 7.62 (m, 1H), 7.54 (dd, J = 1.7, 7.6 Hz, 0H), 7.51 – 7.44 (m, 1H), 7.41 (t, J = 7.9 Hz, 1H), 7.35 – 7.22 (m, 8H), 7.15 (dd, J = 0.7, 7.7 Hz, 1H), 6.91 (s, 1H), 5.33 (dd, J = 51.2, 327.7 Hz, 1H), 5.25 (s, 2H), 4.76 (t, J = 8.2 Hz, 1H), 4.52 (s, 2H), 4.21 (t, J = 4.8 Hz, 2H), 4.11 (dd, J = 12.4, 19.9 Hz, 1H), 3.85 – 3.74 (m, 2H), 3.61 (ddd, J = 3.2, 12.4, 34.7 Hz, 1H). LC (method A): tR = 2.26 min. LC/MS (EI) m/z: [M + H]⁺ 730.

Scheme 5



tert-Butyl 6-(2-(methoxymethoxy)ethoxy)-5-(2-methylpyrimidin-5-yl)-1H-indazole-1-carboxylate (35)

[0598] The mixture of tert-butyl 6-hydroxy-5-(2-methylpyrimidin-5-yl)-1H-indazole-1-carboxylate (0.41 g, 1.24 mmol) and 1-bromo-2-(methoxymethoxy)ethane (0.88 mL) was refluxed in acetonitrile and acetone (10-5 mL) in the presence of K_2CO_3 (1.26 g) for 1 hr. After filtration to remove the solid, the solution was concentrated and the residue was purified by column chromatography with MeOH in DCM (10%) as eluent to give tert-butyl 6-(2-(methoxymethoxy)ethoxy)-5-(2-methylpyrimidin-5-yl)-1H-indazole-1-carboxylate (0.465 g) as colorless oil.

3-Iodo-6-(2-(methoxymethoxy)ethoxy)-5-(2-methylpyrimidin-5-yl)-1H-indazole (36)

[0599] tert-butyl 6-(2-(methoxymethoxy)ethoxy)-5-(2-methylpyrimidin-5-yl)-1H-indazole-1-carboxylate (0.465 g, 1.12 mmol) in MeOH (10 mL) was treated with NaOMe (25% in MeOH, 0.725 mL, 3.36 mmol) at 60 °C for 30 min. The mixture was cooled to rt, and I₂ (0.341 g, 1.34 mmol) in DMF (0.5 mL) was added. After stirring at rt for 10 min, NH₄Cl aq was added and the organic layer was extracted with AcOEt. After washing with 5% Na₂SO₃ (aq) and brine and drying over anhydrous Na₂SO₄, the solvent was removed by evaporation to give 3-iodo-6-(2-(methoxymethoxy)ethoxy)-5-(2-methylpyrimidin-5-yl)-1H-indazole (0.515 g) as yellow solid for next step.

Methyl 2-(3-iodo-6-(2-(methoxymethoxy)ethoxy)-5-(2-methylpyrimidin-5-yl)-1H-indazol-1-yl)acetate (37)

[0600] The mixture of 3-iodo-6-(2-(methoxymethoxy)ethoxy)-5-(2-methylpyrimidin-5-yl)-1H-indazole (0.515 g) and methyl 2-bromoacetate (0.13 mL, 1.4 mmol) was heated in acetonitrile (20 mL) at 80 °C in the presence of K₂CO₃ (0.48 g, 3.5 mmol) for 30 min. After filtration to remove solid and concentrated, the residue was purified by column chromatography with MeOH in AcOEt (0-5%) as eluent to give methyl 2-(3-iodo-6-(2-(methoxymethoxy)ethoxy)-5-(2-methylpyrimidin-5-yl)-1H-indazol-1-yl)acetate (0.226 g).

2-(3-Acetyl-6-(2-(methoxymethoxy)ethoxy)-5-(2-methylpyrimidin-5-yl)-1H-indazol-1-yl)acetic acid (38)

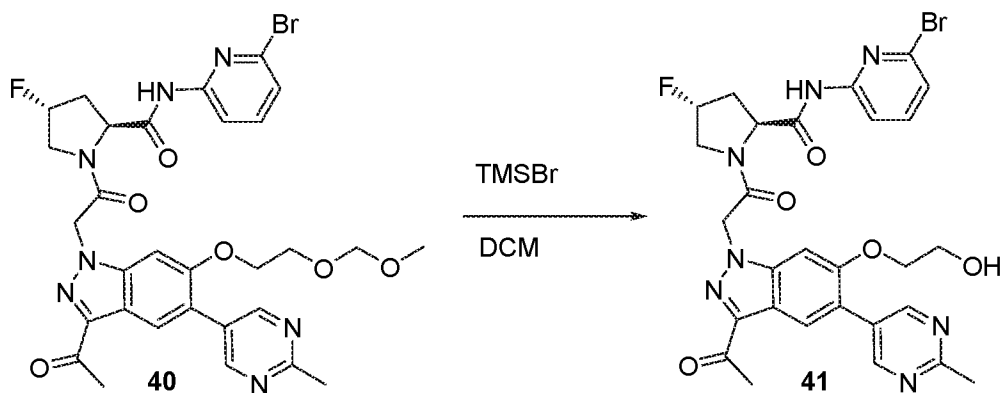
[0601] The mixture of methyl 2-(3-iodo-6-(2-(methoxymethoxy)ethoxy)-5-(2-methylpyrimidin-5-yl)-1H-indazol-1-yl)acetate (0.226 g, 0.44 mmol) and tributyl(1-ethoxyvinyl)stannane (0.223 mL, 0.66 mmol) in DMF (5 mL) was heated at 100 °C under Ar in the presence of Pd(PPh₃)₄ (0.051 g, 0.044 mmol) overnight. After cooling to rt, HCl aq (1N, 1 mL) was added and the reaction was stirred for 1 hr. Water (30 mL) was added and the organic layer was extracted with AcOEt. The organic layer was washed with brine and dried over anhydrous Na₂SO₄. Solvent was removed under reduced pressure. Crude material was purified by column chromatography with MeOH in DCM (0-20%) as eluent to give 2-(3-acetyl-6-(2-(methoxymethoxy)ethoxy)-5-(2-methylpyrimidin-5-yl)-1H-indazol-1-yl)acetic acid (0.087 g) as pale yellow solid.

(2S,4R)-1-(2-(3-Acetyl-6-(2-(methoxymethoxy)ethoxy)-5-(2-methylpyrimidin-5-yl)-1H-indazol-1-yl)acetyl)-N-(6-bromopyridin-2-yl)-4-fluoropyrrolidine-2-carboxamide (39)

[0602] Into a mixture of 2-(3-acetyl-6-(2-(methoxymethoxy)ethoxy)-5-(2-methylpyrimidin-5-yl)-1H-indazol-1-yl)acetic acid (87 mg, 0.21 mmol) and (2S,4R)-N-(6-bromopyridin-2-yl)-4-fluoropyrrolidine-2-carboxamide hydrochloride (74 mg, 0.23 mmol) in DMF (2 mL), TBTU (0.101 g, 0.315 mmol) followed by DIEA (0.183 mL, 1.05 mmol) was added at rt with stirring. After 10 min, NaHCO₃ aq (10 mL) was added to form precipitation and the resulting solid was collected by filtration, washed with water, and dried to give (2S,4R)-1-(2-(3-acetyl-6-(2-(methoxymethoxy)ethoxy)-5-(2-methylpyrimidin-5-yl)-1H-indazol-1-yl)acetyl)-N-(6-bromopyridin-2-yl)-4-fluoropyrrolidine-2-carboxamide (0.121 g)

[0603] ¹H NMR (400 MHz, Chloroform-d) δ 8.87 (s, 1H), 8.82 (s, 2H), 8.25 (s, 1H), 8.04 (d, J = 8.2 Hz, 1H), 7.51 (t, J = 7.9 Hz, 1H), 7.20 (dd, J = 0.7, 7.7 Hz, 1H), 6.91 (s, 1H), 5.29 (s, 3H), 4.77 (t, J = 8.1 Hz, 1H), 4.62 (s, 2H), 4.20 (dd, J = 3.4, 6.2 Hz, 2H), 4.17 – 4.08 (m, 1H), 3.88 – 3.78 (m, 2H), 3.65 (ddd, J = 3.3, 12.5, 34.8 Hz, 1H), 3.28 (s, 3H), 2.78 (s, 3H), 2.68 (s, 3H), 2.59 – 2.37 (m, 1H). LC (method A): tR = 1.76 min. LC/MS (EI) m/z: [M + H]⁺ 684.

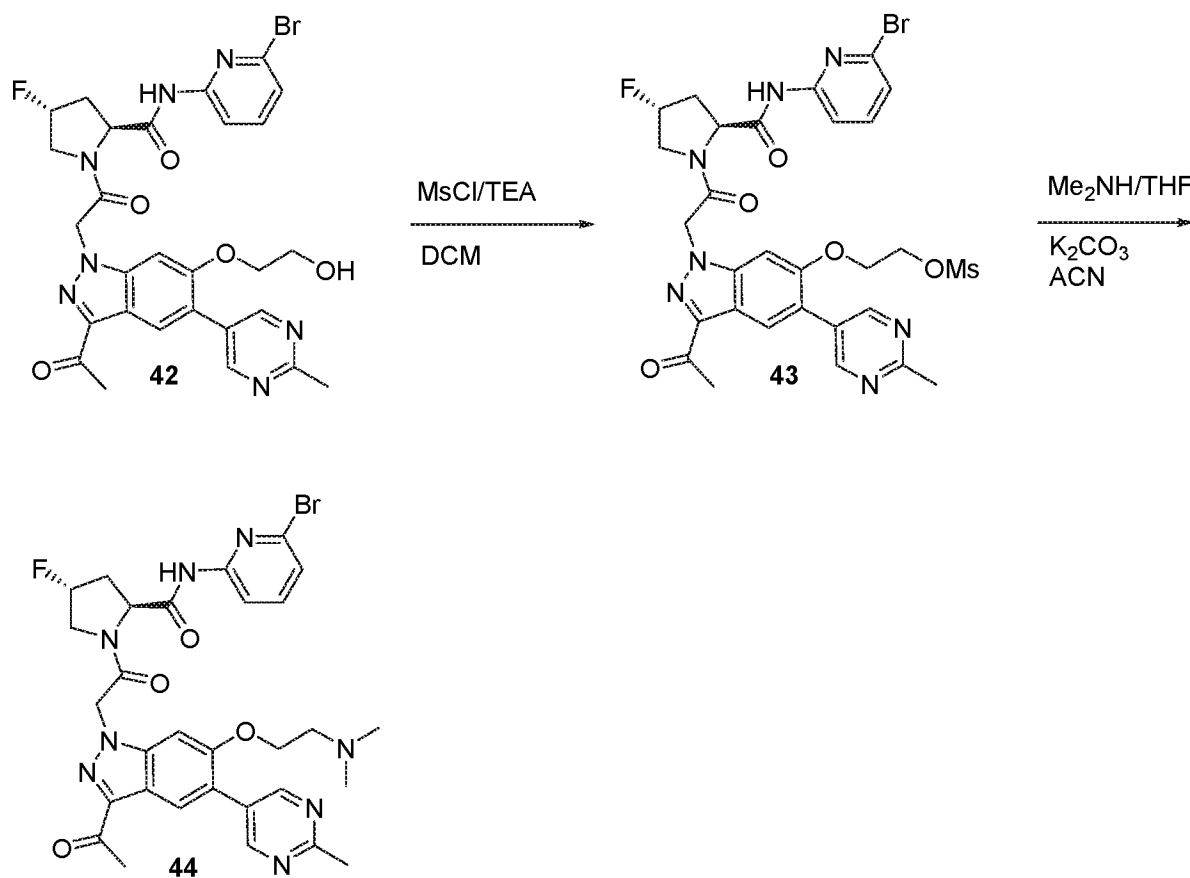
Scheme 6



[0604] (2S,4R)-1-(2-(3-acetyl-6-(2-(methoxymethoxy)ethoxy)-5-(2-methylpyrimidin-5-yl)-1H-indazol-1-yl)acetyl)-N-(6-bromopyridin-2-yl)-4-fluoropyrrolidine-2-carboxamide (26 mg, 0.038 mmol) was treated with TMSBr (0.05 mL) in DCM at 0 °C for 45 min. Solvent was removed in vacuo and the resulting residue was dissolved in DCM/MeOH, filtered, and concentrated to give (2S,4R)-1-(2-(3-acetyl-6-(2-hydroxyethoxy)-5-(2-methylpyrimidin-5-yl)-1H-indazol-1-yl)acetyl)-N-(6-bromopyridin-2-yl)-4-fluoropyrrolidine-2-carboxamide (34 mg)

[0605] ^1H NMR (400 MHz, DMSO- d_6) δ 11.00 (s, 1H), 9.01 (s, 2H), 8.10 (s, 1H), 8.07 – 8.01 (m, 1H), 7.71 (t, $J = 8.0$ Hz, 1H), 7.34 (d, $J = 2.4$ Hz, 2H), 5.82 – 5.69 (m, 2H), 5.67 – 5.46 (m, 2H), 4.70 (t, $J = 8.6$ Hz, 1H), 4.28 – 4.12 (m, 3H), 4.01 (ddd, $J = 3.2, 12.4, 37.5$ Hz, 1H), 3.74 (t, $J = 4.9$ Hz, 2H), 2.71 (s, 3H), 2.60 (s, 3H), 2.16 (dddd, $J = 4.0, 9.6, 14.0, 41.1$ Hz, 1H), 1.91 – 1.64 (m, 1H). LC (method A): $t_R = 1.50$ min. LC/MS (EI) m/z : $[\text{M} + \text{H}]^+$ 640.

Scheme 7



2-((3-Acetyl-1-(2-((2S,4R)-2-((6-bromopyridin-2-yl)carbamoyl)-4-fluoropyrrolidin-1-yl)-2-oxoethyl)-5-(2-methylpyrimidin-5-yl)-1H-indazol-6-yl)oxy)ethyl methanesulfonate (43)

[0606] (2S,4R)-1-(2-(3-acetyl-6-(2-hydroxyethoxy)-5-(2-methylpyrimidin-5-yl)-1H-indazol-1-yl)acetyl)-N-(6-bromopyridin-2-yl)-4-fluoropyrrolidine-2-carboxamide (0.065 mmol) was treated with MsCl (0.0078 mL, 0.1 mmol) in DCM (5 ml) at 0°C in the presence of TEA (0.0365 mL, 0.26 mmol) for 2 hr. NaHCO_3 was added and the DCM layer was separated and dried over anhydrous Na_2SO_4 . Evaporation of solvent afforded 2-((3-acetyl-1-(2-((2S,4R)-2-((6-

bromopyridin-2-yl)carbamoyl)-4-fluoropyrrolidin-1-yl)-2-oxoethyl)-5-(2-methylpyrimidin-5-yl)-1H-indazol-6-yl)oxy)ethyl methanesulfonate (51 mg) as pale yellow solid.

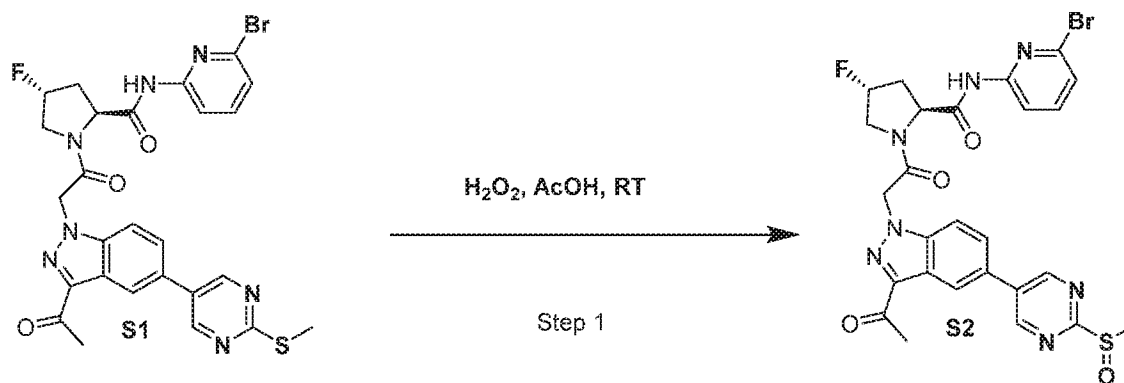
(2S,4R)-1-(2-(3-Acetyl-6-(2-(dimethylamino)ethoxy)-5-(2-methylpyrimidin-5-yl)-1H-indazol-1-yl)acetyl)-N-(6-bromopyridin-2-yl)-4-fluoropyrrolidine-2-carboxamide (44)

[0607] A mixture of 2-((3-acetyl-1-(2-((2S,4R)-2-((6-bromopyridin-2-yl)carbamoyl)-4-fluoropyrrolidin-1-yl)-2-oxoethyl)-5-(2-methylpyrimidin-5-yl)-1H-indazol-6-yl)oxy)ethyl methanesulfonate (51 mg) and dimethyl amine (1.0 M in THF, 1.3 mL, 1.3 mmol) in acetonitrile (5 mL) was heated at 70 °C in a sealed tube in the presence of K₂CO₃ (18 mg) for 3 hr. The reaction was filtered, concentrated, and purify with HPLC to give (2S,4R)-1-(2-(3-acetyl-6-(2-(dimethylamino)ethoxy)-5-(2-methylpyrimidin-5-yl)-1H-indazol-1-yl)acetyl)-N-(6-bromopyridin-2-yl)-4-fluoropyrrolidine-2-carboxamide TFA salt (14 mg) as white powder

[0608] ¹H NMR (400 MHz, Acetonitrile-d₃) δ 9.16 (s, 1H), 8.76 (s, 2H), 8.06 (s, 1H), 7.91 (d, J = 8.2 Hz, 1H), 7.48 (t, J = 8.0 Hz, 1H), 7.12 (d, J = 7.8 Hz, 1H), 7.06 (s, 1H), 5.52 – 5.22 (m, 3H), 4.61 (t, J = 8.3 Hz, 1H), 4.40 – 4.19 (m, 2H), 4.11 – 3.81 (m, 2H), 3.35 (t, J = 4.9 Hz, 2H), 2.69 – 2.55 (m, 10H), 2.51 (s, 3H). LC (method A): tR = 1.30 min. LC/MS (EI) m/z: [M + H]⁺ 668.

(2S,4R)-1-(2-(3-Acetyl-5-(2-(methylsulfinyl)pyrimidin-5-yl)-1H-indazol-1-yl)acetyl)-N-(6-bromopyridin-2-yl)-4-fluoropyrrolidine-2-carboxamide (S2)

Scheme 8

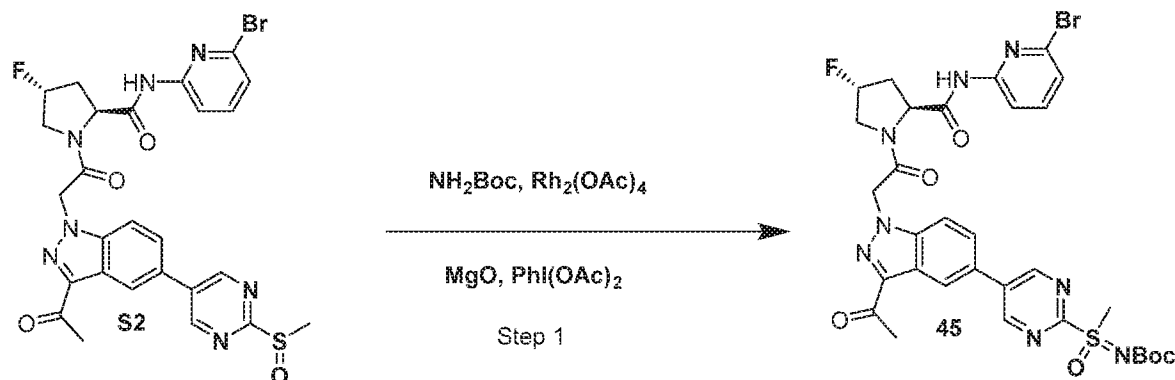


[0609] To a solution of compound S1 (1 equiv) in Acetic acid (10 vol) under an atmosphere of nitrogen was added 30% Aq H₂O₂ (4 equiv) The reaction mixture was stirred at room

temperature for 24h, then the reaction mixture was cooled in ice bath and adjusted to PH 8 with 4N aq NaOH, precipitated solid was filtered and purified by column chromatography on silica gel (MeOH/DCM) to give compound **S2**. ¹H NMR (400 MHz, DMSO-d₆) δ 2.05 – 2.30 (m, 1H), 2.55 – 2.66 (m, 1H), 2.66 (s, 3H), 2.94 (s, 3H), 3.94 – 4.14 (m, 1H), 4.25 (dd, J = 12.5, 22.3 Hz, 1H), 4.68 (t, J = 8.5 Hz, 1H), 5.50 – 5.72 (m, 2H), 5.87 (d, J = 17.3 Hz, 1H), 7.33 (d, J = 7.7 Hz, 1H), 7.71 (t, J = 8.0 Hz, 1H), 7.87 – 7.99 (m, 2H), 8.03 (d, J = 8.2 Hz, 1H), 8.54 (s, 1H), 9.36 (s, 2H), 11.02 (s, 1H). ¹⁹F NMR (376 MHz, DMSO-d₆): δ -175.64. LC (method A): t_R = 1.51 min. LC/MS (EI) m/z: [M + H]⁺ 628.

tert-butyl ((5-(3-Acetyl-1-(2-((2S,4R)-2-((6-bromopyridin-2-yl)carbamoyl)-4-fluoropyrrolidin-1-yl)-2-oxoethyl)-1H-indazol-5-yl)pyrimidin-2-yl)(methyl)(oxo)-l6-sulfanylidene)carbamate (45)

Scheme 9

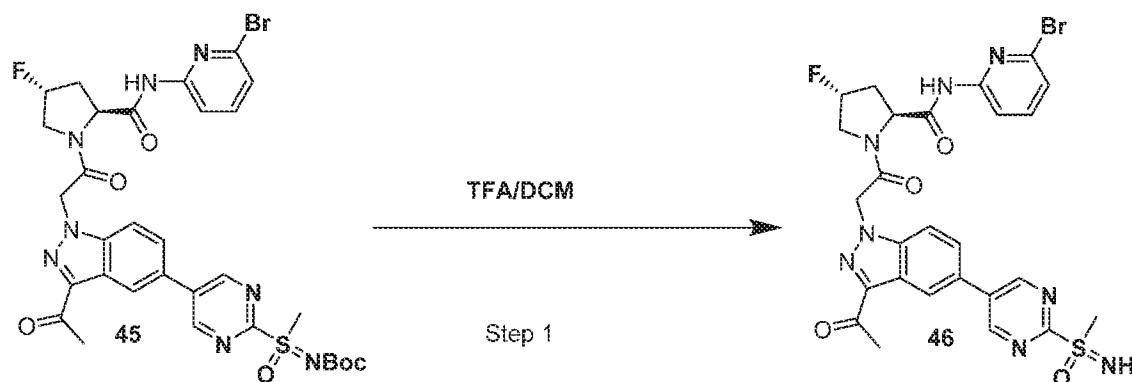


[0610] To a solution of compound **S2** (1 equiv) in DCM (10 vol), tert-butyl carbamate (1.5 equiv), $\text{Rh}_2(\text{OAc})_4$ (0.025 equiv) and MgO (4 equiv) under an atmosphere of nitrogen was added $\text{PhI}(\text{OAc})_2$ (1.5 equiv) The reaction mixture was stirred at 40⁰C for 8h, The reaction mixture was filtered through celite and concentrated under reduced pressure. The remaining residue was purified by column chromatography on silica gel (MeOH/DCM) to give compound **45**. ¹H NMR (400 MHz, DMSO-d₆) δ 1.21 – 1.28 (m, 9H), 2.09 – 2.28 (m, 1H), 2.55 – 2.64 (m, 1H), 2.67 (s, 3H), 3.49 (s, 3H), 3.99 – 4.14 (m, 1H), 4.25 (dd, J = 12.5, 22.3 Hz, 1H), 4.68 (t, J = 8.5 Hz, 1H), 5.47 – 5.75 (m, 2H), 5.88 (d, J = 17.4 Hz, 1H), 7.33 (d, J = 7.7 Hz, 1H), 7.71 (t, J = 8.0 Hz, 1H), 7.93 (d, J = 8.8 Hz, 1H), 8.03 (dd, J = 5.7, 8.6 Hz, 2H), 8.60 (s, 1H), 9.50 (s, 2H), 11.02 (s, 1H). ¹⁹F

NMR (376 MHz, DMSO-d₆): δ -175.66. LC (method A): t_R = 1.99 min. LC/MS (EI) m/z: [M + H]⁺ 743.

(2S,4R)-1-(2-(3-Acetyl-5-(2-(S-methylsulfonimidoyl)pyrimidin-5-yl)-1H-indazol-1-yl)acetyl)-N-(6-bromopyridin-2-yl)-4-fluoropyrrolidine-2-carboxamide (46)

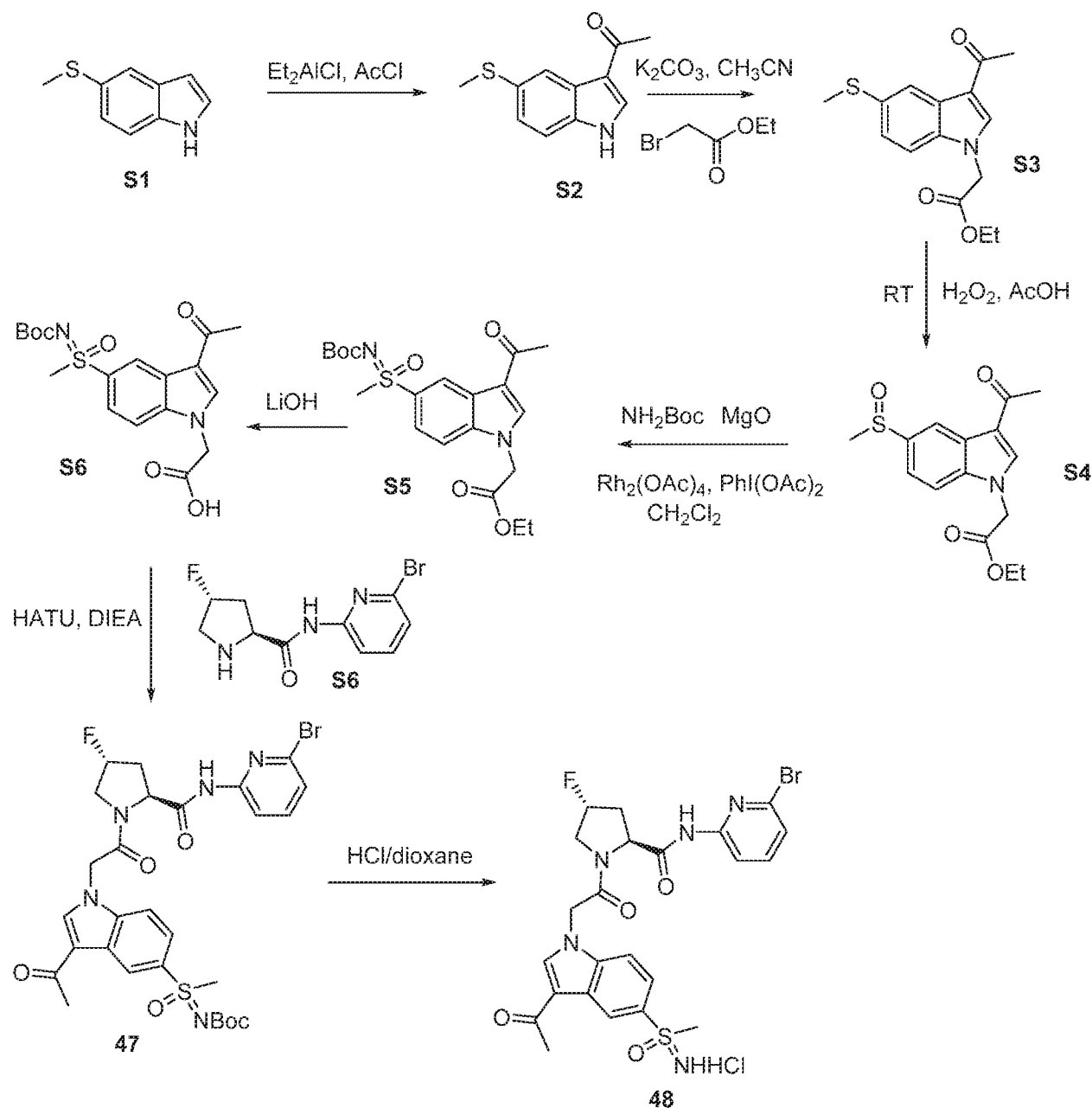
Scheme 10



[0611] To a solution of compound **45** (1 equiv) in DCM (10 vol) at 0 °C under an atmosphere of nitrogen was added TFA (5 vol). The reaction mixture was stirred at room temperature for 3 h and then concentrated. The remaining material was purified by HPLC to give compound **46**. ¹H NMR (400 MHz, DMSO-d₆) δ 2.01 – 2.19 (m, 1H), 2.47 – 2.58 (m, 1H), 2.59 (s, 3H), 3.31 (s, 3H), 3.86 – 4.04 (m, 2H), 4.17 (dd, J = 12.5, 22.2 Hz, 1H), 4.61 (dd, J = 7.4, 9.5 Hz, 1H), 5.40 – 5.66 (m, 2H), 5.79 (d, J = 17.3 Hz, 1H), 7.25 (d, J = 7.7 Hz, 1H), 7.63 (t, J = 8.0 Hz, 1H), 7.82 – 7.99 (m, 3H), 8.49 (d, J = 1.6 Hz, 1H), 9.30 (s, 2H), 10.92 (s, 1H). ¹⁹F NMR (376 MHz, DMSO-d₆): δ -175.66, -74.53. LC (method A): t_R = 1.46 min. LC/MS (EI) m/z: [M + H]⁺ 643.

(2S,4R)-1-(2-(3-acetyl-5-(S-methylsulfonimidoyl)-1H-indol-1-yl)acetyl)-N-(6-bromopyridin-2-yl)-4-fluoropyrrolidine-2-carboxamide hydrochloride (48)

Scheme 11



[0612] **1-(5-(Methylthio)-1H-indol-3-yl)ethan-1-one (S2):** To a stirred solution of 5-(methylthio)-1H-indole (bought from AstaTech) (1 g) in 15 mL of DCM was added diethylaluminum chloride (9.2 mL, 1.0 M in hexanes) dropwise at 0 °C. The mixture was stirred for 30 min and then a solution of acetyl chloride (0.7 mL) in 5 mL of DCM was added at 0 °C and

stirred for 1 h at 0 °C. A 5% aqueous citric acid solution was added at 0 °C and the reaction mixture was stirred for 15 min at RT. The precipitate was collected by filtration, washed with water, and dried. Used as such for the next step.

[0613] **Ethyl 2-(3-acetyl-5-(methylthio)-1H-indol-1-yl)acetate (S3):** To a suspension of 1-(5-(Methylthio)-1H-indol-3-yl)ethan-1-one (0.75 g) and K₂CO₃ (0.561 g) in 15 mL of acetonitrile was added *tert*-butyl 2-bromoacetate (0.45 mL) dropwise at RT. The resulting mixture was then refluxed for 2 h. After cooling to RT, the mixture was diluted with DCM (25 mL), filtered through a pad of Celite; and the filtrate was concentrated under reduced pressure. The remaining residue was purified by flash column chromatography (silica gel eluted with DCM/MeOH) to give ethyl 2-(3-acetyl-5-(methylthio)-1H-indol-1-yl)acetate.

[0614] **Ethyl 2-(3-acetyl-5-(methylsulfinyl)-1H-indol-1-yl)acetate (S4):** give ethyl 2-(3-acetyl-5-(methylthio)-1H-indol-1-yl)acetate (0.2 g) was dissolved in AcOH (2 mL) with sonication. Then 30 % aq. H₂O₂ was added dropwise at RT. After the addition was complete, the reaction mixture was stirred at RT for 45 min. (followed the procedure from Molecules **2007**, 12, 304-311.). Cooled to RT and adjusted to pH 8 with 4 M aq. NaOH. Extracted with CH₂Cl₂ and the organic layer was washed with 10% aq. sodium thiosulfate solution. Finally, the organic layer was dried (Na₂SO₄) and concentrated. The residue was used without purification.

[0615] **Ethyl 2-(3-acetyl-5-(*N*-(*tert*-butoxycarbonyl)-*S*-methylsulfonimidoyl)-1H-indol-1-yl)acetate (S5):** To a suspension of ethyl 2-(3-acetyl-5-(methylsulfinyl)-1H-indol-1-yl)acetate (0.14 g), *tert*-butyl carbamate (80 mg), magnesium oxide (0.733 g) and rhodium (II) acetate (5 mg) in CH₂Cl₂ (6 mL) was added (diacetoxyiodo)benzene (0.220 g) at RT. The resulting mixture was stirred for 8 h at 40 °C. The reaction mixture was filtered through Celite and concentrated in *vacuo*, and the resulting residue was purified by ISCO (eluent: 0-1 % MeOH in CH₂Cl₂) to get the product as white solid. (followed the procedure from *J. Org. Chem.* **2015**, 80, 6391-6399)

[0616] **2-(3-Acetyl-5-(*N*-(*tert*-butoxycarbonyl)-*S*-methylsulfonimidoyl)-1H-indol-1-yl)acetic acid (S6):** Ethyl 2-(3-acetyl-5-(*N*-(*tert*-butoxycarbonyl)-*S*-methylsulfonimidoyl)-1H-indol-1-yl)acetate (0.14 g) was taken up in a mixture of THF (2 mL) and water (1 mL). Then a solution of LiOH (42 mg) in water (1 mL) was added. Then MeOH was added dropwise till solution became homogeneous. The resulting reaction mixture was stirred at RT for 45 min. The solvent was then removed under reduced pressure and water (3 mL) was added. This was cooled

in an ice bath and acidified with 1 N HCl. The white solid was isolated by filtration, washed with water and dried in *vacuo*.

[0617] ***tert*-Butyl ((3-acetyl-1-(2-((2S,4R)-2-((6-bromopyridin-2-yl)carbamoyl)-4-fluoropyrrolidin-1-yl)-2-oxoethyl)-1H-indol-5-yl)(methyl)(oxo)-16-sulfanylidene)carbamate (47):** 2-(3-Acetyl-5-(*N*-(*tert*-butoxycarbonyl)-*S*-methylsulfonimidoyl)-1H-indol-1-yl)acetic acid (0.1 g) was dissolved in DMF (1 mL) and ¹Pr₂NEt (221 μL, 5 equiv) was added, followed by the sequential addition of (2S,4R)-*N*-(6-bromopyridin-2-yl)-4-fluoropyrrolidine-2-carboxamide (0.098g, 1 equiv) and HATU (0.116 g, 1.2 equiv) slowly at 5 °C. The reaction mixture was then stirred for 30 min at RT, poured into water (10 mL) and the solid was isolated by filtration, washed with water and dried in *vacuo*. The solid was then purified by ISCO (eluent: 0-2.5 % MeOH in CH₂Cl₂) to get a white solid.

[0618] **(2S,4R)-1-(2-(3-Acetyl-5-(*S*-methylsulfonimidoyl)-1H-indol-1-yl)acetyl)-*N*-(6-bromopyridin-2-yl)-4-fluoropyrrolidine-2-carboxamide hydrochloride (48):** A solution of *tert*-butyl ((3-acetyl-1-(2-((2S,4R)-2-((6-bromopyridin-2-yl)carbamoyl)-4-fluoropyrrolidin-1-yl)-2-oxoethyl)-1H-indol-5-yl)(methyl)(oxo)-16-sulfanylidene)carbamate (0.12 g) in 4.0 M HCl in dioxane (2 mL) was stirred at RT for 90 min. The heterogeneous mixture was then taken to dryness under reduced pressure. The resulting residue was triturated with ether, filtered and dried in *vacuo* to get a white solid. ¹H NMR (400 MHz, DMSO) (major rotamer) δ 2.08-2.25 (m, 1H), , 2.51 (s, 3H), 2.55 – 2.66 (m, 1H), 3.85 – 4.08 (m, 5H), 4.19 (dd, *J* = 12.5, 22.2 Hz, 1H), 4.68 (t, *J* = 8.5 Hz, 1H), 5.43 (d, *J* = 17.2 Hz, 1H), 5.57 (d, *J* = 52.4 Hz, 1H), 5.58 (d, *J* = 17.6 Hz, 1H), 7.33 (d, *J* = 7.7 Hz, 1H), 7.71 (t, *J* = 8 Hz, 1H), 7.91-8.02 (m, 3H), 8.60 (d, *J* = 2.9 Hz, 1H), 8.89 (d, *J* = 2.0 Hz, 1H), 11.00 (s, 1H). ¹⁹F-NMR (DMSO-d₆) (major rotamer): δ -175.6.

EXAMPLE 6. NON-LIMITING EXAMPLES OF COMPOUNDS OF FORMULA I

Non-limiting examples of compounds of Formula I are provided in the Figure 17.

EXAMPLE 7. ADDITIONAL NON-LIMITING EXAMPLES OF COMPOUNDS OF FORMULA I

[0619] Table 1 shows illustrative compounds of Formula I with characterizing data. The assay of Example 8 was used to determine the IC₅₀'s of the compounds. Other standard Factor D inhibition assays are also available. Three ***s are used to denote compounds with an IC₅₀ less than 1 micromolar; two **s indicate compound with an IC₅₀ between 1 micromolar and 10 micromolar, and one * denotes compounds with an IC₅₀ greater than 10 micromolar.

Table 1. Non-limiting Examples of Compounds of Formula I

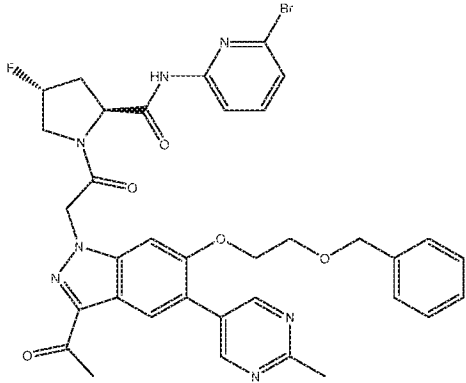
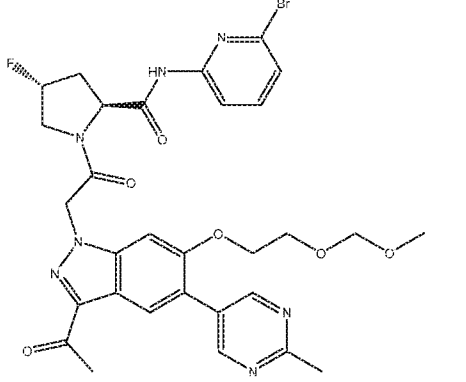
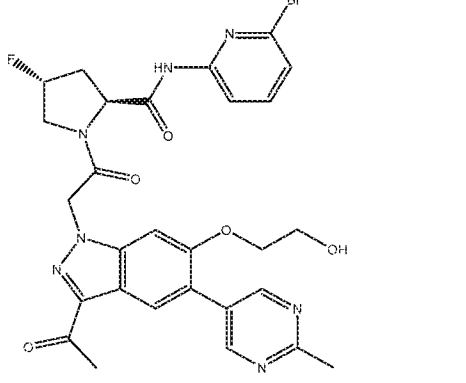
Cmp No.	Structure	Name	IC ₅₀	RT min (Method A or B)	MS (M+1)
8		diethyl (3-acetyl-1-(2-((2S,4R)-2-(2'-chloro-2-fluorobiphenyl-3-ylcarbamoyl)-4-fluoropyrrolidin-1-yl)-2-oxoethyl)-5-(2-methylpyrimidin-5-yl)-1H-indol-6-yloxy)methylphosphonate	***	2.08 (A)	794
9		(3-acetyl-1-(2-((2S,4R)-2-(2'-chloro-2-fluorobiphenyl-3-ylcarbamoyl)-4-fluoropyrrolidin-1-yl)-2-oxoethyl)-5-(2-methylpyrimidin-5-yl)-1H-indol-6-yloxy)methylphosphonic acid	***	1.50 (A)	738

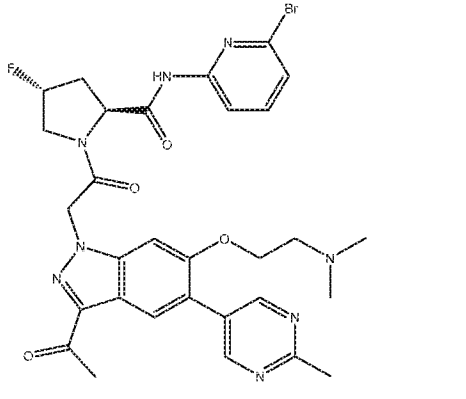
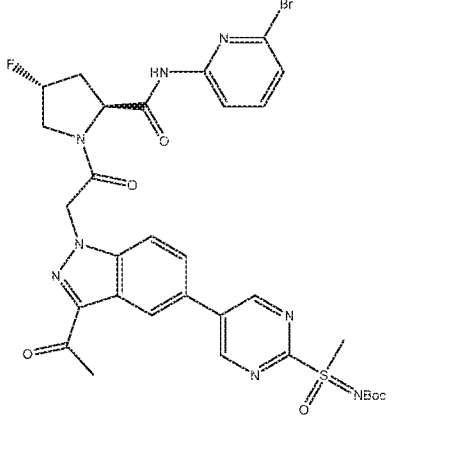
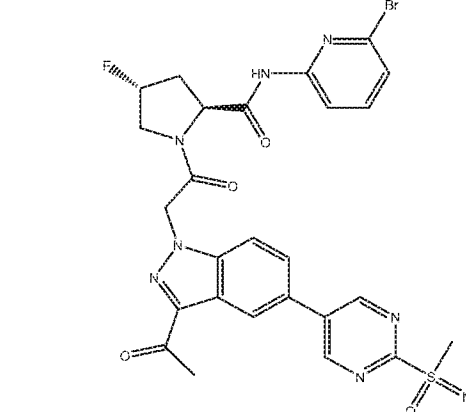
Cmp No.	Structure	Name	IC ₅₀	RT min (Method A or B)	MS (M+1)
13		(3-acetyl-1-(2-((2S,4R)-2-(6-bromopyridin-2-ylcarbamoyl)-4-fluoropyrrolidin-1-yl)-2-oxoethyl)-5-(2-methylpyrimidin-5-yl)-1H-indol-6-yloxy)methylphosphonic acid	***	0.98 (A)	691

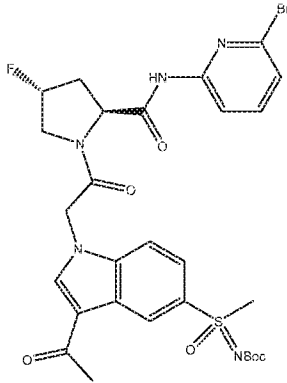
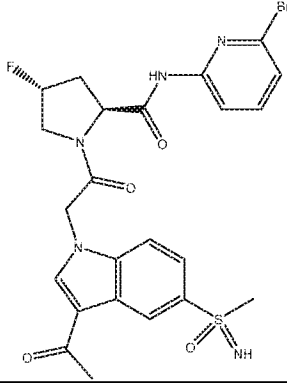
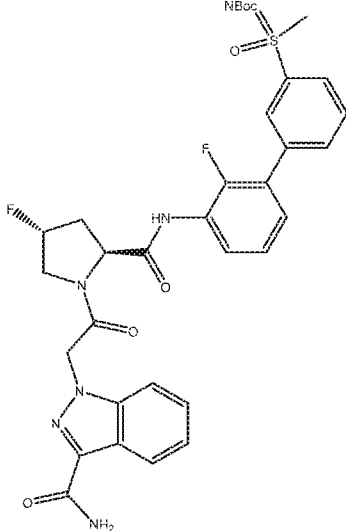
[0620] Table 2 shows illustrative compounds of Formula I with characterizing data. The assay of Example 8 was used to determine the IC₅₀'s of the compounds. Other standard Factor D inhibition assays are also available. Three ***s are used to denote compounds with an IC₅₀ less than 1 micromolar; two **s indicate compound with an IC₅₀ between 1 micromolar and 10 micromolar, and one * denotes compounds with an IC₅₀ greater than 10 micromolar.

Table 1. Non-limiting Examples of Compounds of Formula I

Cmp No.	Structure	Name	IC ₅₀	RT min (Method A or B)	MS (M+1)
26		(2S,4R)-1-(2-(3-acetyl-6-(2-(dimethylamino)-2-oxoethoxy)-5-(2-methylpyrimidin-5-yl)-1H-indazol-1-yl)acetyl)-N-(6-bromopyridin-2-yl)-4-fluoropyrrolidine-2-carboxamide	***	1.53 (A)	681

Cmp No.	Structure	Name	IC ₅₀	RT min (Method A or B)	MS (M+1)
33		(2S,4R)-1-(2-(3-acetyl-6-(2-(benzyloxy)ethoxy)-5-(2-methylpyrimidin-5-yl)-1H-indazol-1-yl)acetyl)-N-(6-bromopyridin-2-yl)-4-fluoropyrrolidine-2-carboxamide	***	2.26 (A)	732
39		(2S,4R)-1-(2-(3-acetyl-6-(2-(methoxymethoxy)ethoxy)-5-(2-methylpyrimidin-5-yl)-1H-indazol-1-yl)acetyl)-N-(6-bromopyridin-2-yl)-4-fluoropyrrolidine-2-carboxamide	***	1.76 (A)	686
41		(2S,4R)-1-(2-(3-acetyl-6-(2-(hydroxyethoxy)-5-(2-methylpyrimidin-5-yl)-1H-indazol-1-yl)acetyl)-N-(6-bromopyridin-2-yl)-4-fluoropyrrolidine-2-carboxamide	***	1.50 (A)	642

Cmp No.	Structure	Name	IC ₅₀	RT min (Method A or B)	MS (M+1)
44		(2S,4R)-1-(2-(3-acetyl-6-(2-(dimethylamino)ethoxy)-5-(2-methylpyrimidin-5-yl)-1H-indazol-1-yl)acetyl)-N-(6-bromopyridin-2-yl)-4-fluoropyrrolidine-2-carboxamide	***	1.30 (A)	669
45		tert-butyl ((5-(3-acetyl-1-(2-((2S,4R)-2-((6-bromopyridin-2-yl)carbamoyl)-4-fluoropyrrolidin-1-yl)-2-oxoethyl)-1H-indazol-5-yl)pyrimidin-2-yl)(methyl)(oxo)-16-sulfaneylidene)-14-azanecarboxylate	***	2.17	565
46		(2S,4R)-1-(2-(3-acetyl-5-(2-(S-methylsulfonimidoyl)pyrimidin-5-yl)-1H-indazol-1-yl)acetyl)-N-(6-bromopyridin-2-yl)-4-fluoropyrrolidine-2-carboxamide	***	1.46 (A)	643

Cmp No.	Structure	Name	IC ₅₀	RT min (Method A or B)	MS (M+1)
47		tert-butyl ((3-acetyl-1-(2-((2S,4R)-2-((6-bromopyridin-2-yl)carbamoyl)-4-fluoropyrrolidin-1-yl)-2-oxoethyl)-1H-indol-5-yl)(methyl)(oxo)-16-sulfaneylidene)-14-azanecarboxylate	***	1.78 (A)	666
48		(2S,4R)-1-(2-(3-acetyl-5-(S-methylsulfonimido)yl)-1H-indol-1-yl)acetyl)-N-(6-bromopyridin-2-yl)-4-fluoropyrrolidine-2-carboxamide	***	1.13 (A)	566
49		tert-butyl ((3'-((2S,4R)-1-(2-(3-carbamoyl-1H-indazol-1-yl)acetyl)-4-fluoropyrrolidine-2-carboxamido)-2'-fluoro-[1,1'-biphenyl]-3-yl)(methyl)(oxo)-16-sulfaneylidene)-14-azanecarboxylate	**	1.75 (A)	681

EXAMPLE 8. HUMAN FACTOR D ASSAY

[0621] Human Factor D (purified from human serum, Complement Technology, Inc.) at 80 nM final concentration is incubated with test compound at various concentrations for 5 minutes at room temperature in 50 mM Tris, 1M NaCl, pH 7.5. A synthetic substrate Z-L-Lys-SBzl and DTNB (Ellman's reagent) are added to final concentrations of 100 μ M each. Absorbance at 405 nm (A_{405}) is recorded at 30 second intervals for 30 minutes using a microplate spectrophotometer. IC_{50} values are calculated by nonlinear regression of complement Factor D reaction rates as a function of test compound concentration.

EXAMPLE 9. HEMOLYSIS ASSAY

[0622] The hemolysis assay was previously described by G. Ruiz-Gomez, et al., J. Med. Chem. (2009) 52: 6042-6052. Prior to the assay, the optimum concentration of Normal Human Serum (NHS) needed to achieve 100% lysis of rabbit erythrocytes (RE) is determined by titration. In the assay, NHS (Complement Technology) is diluted in GVB⁰ Buffer (0.1 % gelatin, 5 mM Veronal, 145 mM NaCl, 0.025 % NaN₃, pH 7.3, Complement Technology) plus 10 mM Mg-EGTA and incubated with test compound at various concentrations for 15 minutes at 37°C. RE (Complement Technology) freshly suspended in GVB⁰ plus 10 mM Mg-EGTA are added to a final concentration of 1×10^8 cells/mL and reactions are incubated for 30 minutes at 37°C. Positive control reactions (100% lysis) consist of GVB⁰ plus 10 mM Mg-EGTA with NHS and RE but without test compound; negative control reactions (0% lysis) consist of GVB⁰ plus 10 mM Mg-EGTA with RE only. Samples are centrifuged at 2000g for 3 minutes and supernatants collected. Absorbance at 405 nm (A_{405}) is recorded using a microplate spectrophotometer. IC_{50} values are calculated by nonlinear regression from the percentage of hemolysis as a function of test compound concentration.

EXAMPLE 10. COMBINATION THERAPY

[0623] The combinatorial efficacy of two compounds on the complement alternative pathway (CAP) is assessed by determining the effect of two compounds mixed together at various concentrations with Normal Human Serum (NHS) on the hemolysis of rabbit erythrocytes (RE) or the production of terminal complement complex (TCC). In both assays the two test compounds

are prepared individually in seven-point dilution series, with an eighth sample for each containing solvent alone, and each of the 64 possible combinations is tested in duplicate or triplicate wells.

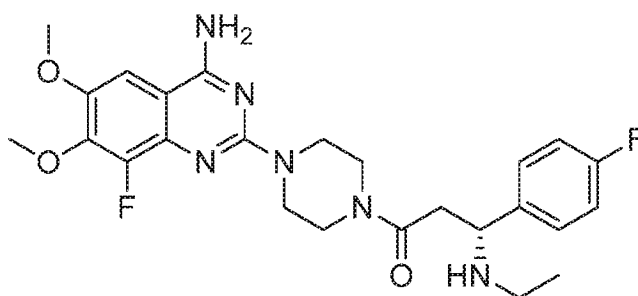
[0624] In the hemolysis assay, NHS (Complement Technology) diluted to 10% in GVB⁰ Buffer (0.1 % gelatin, 5 mM Veronal, 145 mM NaCl, 0.025 % NaN₃, pH 7.3, Complement Technology) plus 10 mM Mg-EGTA is incubated with the compounds at various concentrations for 15 minutes at 37°C. RE (Complement Technology) freshly suspended in GVB⁰ plus 10 mM Mg-EGTA are added to a final concentration of 1×10^8 cells/mL and reactions are incubated for 30 minutes at 37°C. Positive control reactions consist of GVB⁰ plus Mg-EGTA with NHS and RE but without test compounds; negative control reactions consist of GVB⁰ plus Mg-EGTA with RE only. Samples are centrifuged at 2000g for 3 minutes and supernatants collected. Absorbance at 405 nM (A_{405}) is recorded using a microplate spectrophotometer.

[0625] The assay for TCC production is conducted using the Complement system Alternative Pathway Wieslab assay kit (Euro Diagnostica). NHS diluted to 5.56% in the provided diluent is incubated with each compound in the wells of the provided assay plates for 60 minutes at 37°C. The wells are emptied and washed with the provided wash solution, incubated with 100 μ L enzyme-linked detection antibody at 37°C for 30 minutes, emptied and washed again, and incubated with 100 μ L substrate at room temperature for 30 minutes. The provided quantitation standards are used as described by the manufacturer. Positive control reactions consist of diluent with NHS but without test compounds; negative control reactions consist of diluent only. After the 30 minute incubation, the A_{405} of each well is recorded using a microplate spectrophotometer. TCC production is quantitated from A_{405} by reference to the quantitation standards.

[0626] Combinatorial effects in both assays are analyzed using the three-dimensional surface-graphing method of Prichard, M.N. and C. Shipman, Jr., *Antiviral Research* 1990, 14: 181-205, wherein the X-axis and Y-axis indicate test compound concentrations and the Z-axis indicates the difference between measured inhibition and a theoretically determined additive inhibition. For an additive combinatorial relationship the surface graph will resemble a horizontal plane of zero height, whereas positive surface peaks indicate greater inhibition than expected and therefore synergy, and negative surface peaks indicate less inhibition than expected and therefore antagonism.

[0627] Combinatorial efficacy on the hemolysis of rabbit erythrocytes (RE) can be examined using a compound described herein and a wide variety of second active agents. For

example, one nonlimiting example is the peptidic complement C3 inhibitor compstatin (Tocris Bioscience). In another example, the combinatorial efficacy of a compound as described herein and a complement Factor B inhibitor can be assessed, for example, using the structure below (See compound 84 in WO2013/192345). Alternatively, the combinatorial efficacy of a compound of the present invention and a monoclonal antibody directed against complement C5 protein (anti-C5, Quidel A217, murine monoclonal antibody to human complement C5, isotype IgG1K) on the production of terminal complement complex (TCC) can be assessed. In another nonlimiting example, the combinatorial efficacy of an active compound of the invention and the broad spectrum inhibitor FUT-175 (BD Biosciences) on the hemolysis of rabbit erythrocytes (RE) is assessed.



Structure of Complement Factor B Inhibitor

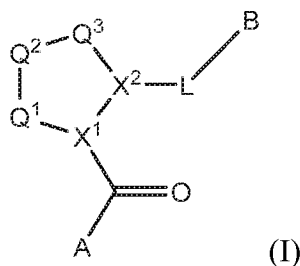
[0628] Synergy and antagonism volumes are the summed volumes of peaks respectively above and below the $Z=0$ plane on the surface graph. Volumes are determined using 95% confidence limits to assure significance. Compounds are considered additive for volumes between -25 and 25. Compounds are considered slightly synergistic for volumes between 25 and 50, moderately synergistic for volumes between 50 and 100, and strongly synergistic for volumes greater than 100. Compounds are considered slightly antagonistic for volumes between -25 and -50, moderately antagonistic for volumes between -50 and -100, and strongly antagonistic for volumes less than -100. Results are presented as means \pm standard deviations from two or three independent experiments.

[0629] This specification has been described with reference to embodiments of the invention. However, one of ordinary skill in the art appreciates that various modifications and changes can be made without departing from the scope of the invention as set forth in the claims

below. Accordingly, the specification is to be regarded in an illustrative rather than a restrictive sense, and all such modifications are intended to be included within the scope of invention.

We claim:

1. A compound of Formula I:



or the pharmaceutically acceptable salt or composition thereof, wherein:

Q^1 is $N(R^1)$ or $C(R^1R^1)$;

Q^2 is $C(R^2R^2)$, $C(R^2R^2)-C(R^2R^2)$, S, O, $N(R^2)$ or $C(R^2R^2)O$;

Q^3 is $N(R^3)$, S, or $C(R^3R^3)$;

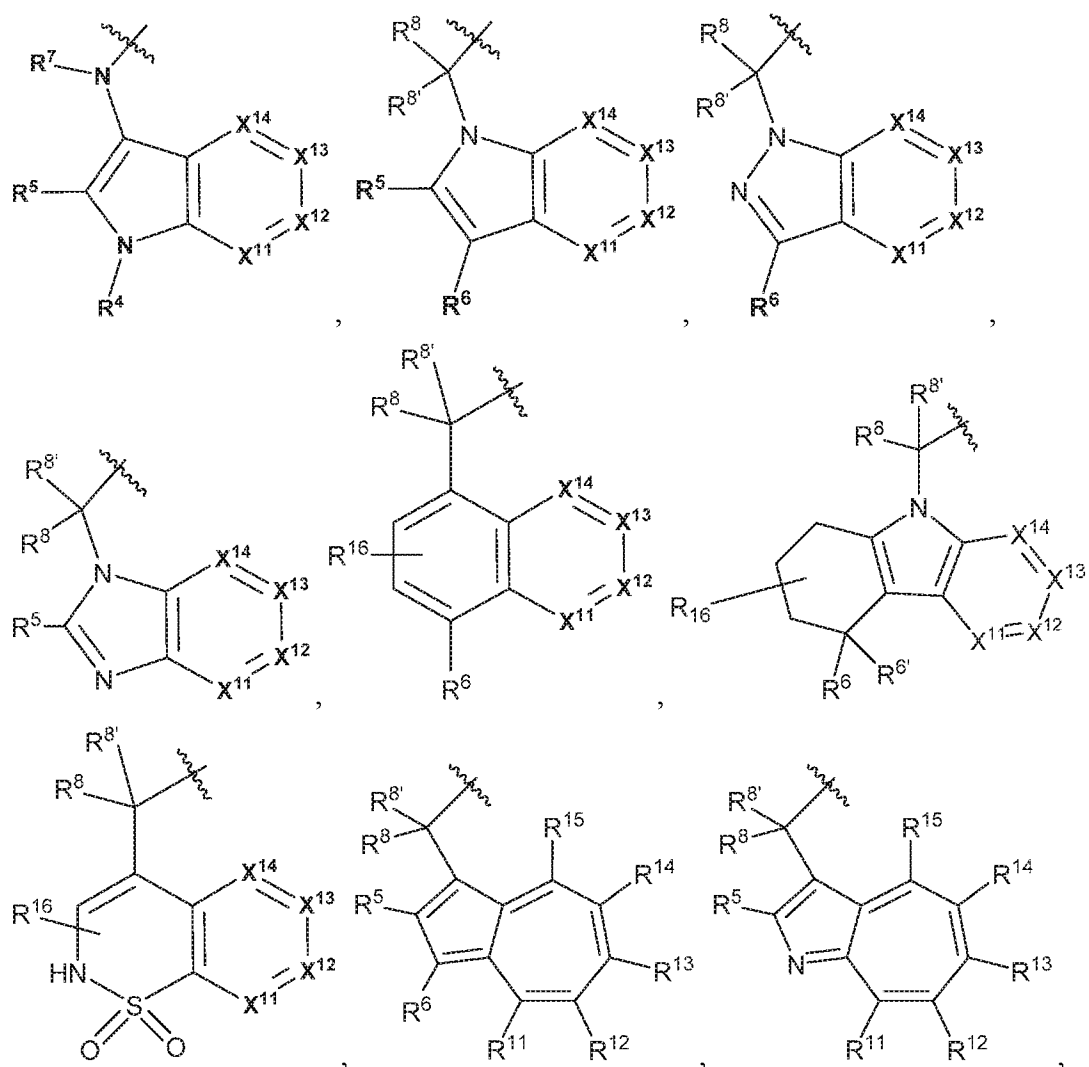
X^1 and X^2 are independently N, CH, or CZ, or X^1 and X^2 together are C=C; and

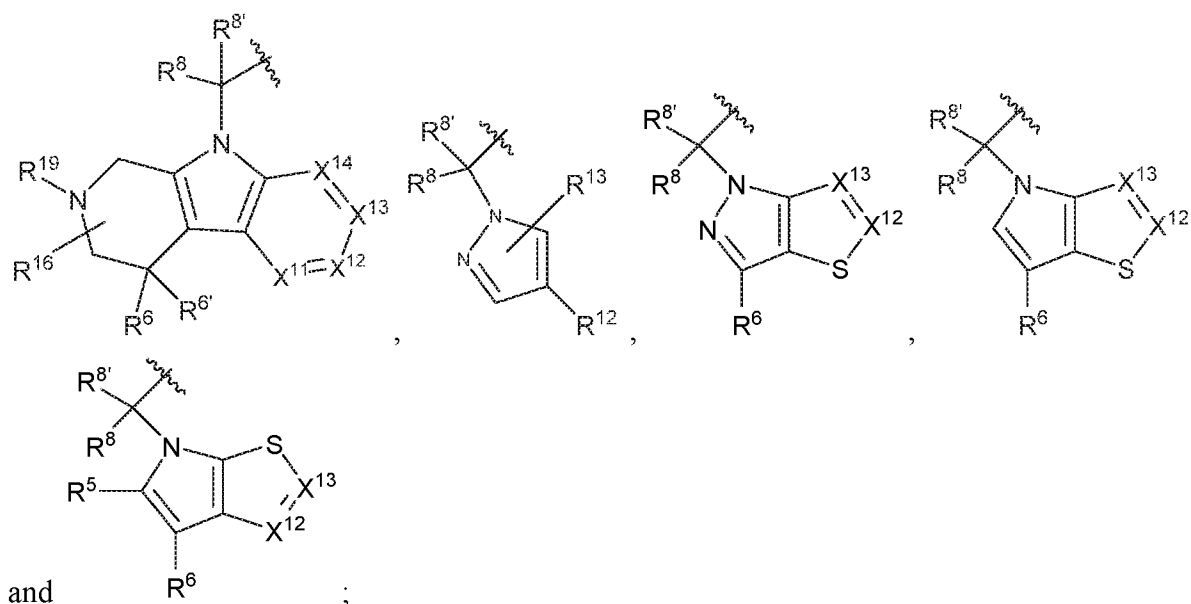
wherein A, B, L or central core can be independently optionally substituted with 0, 1, 2, 3, or 4, moieties, selected from R^{90} , wherein R^{90} is selected from hydrogen, halogen, hydroxyl, nitro, cyano, amino, C_1 - C_6 alkyl, C_1 - C_6 haloalkyl, C_2 - C_6 alkenyl, C_2 - C_6 alkynyl, C_1 - C_6 thioalkyl, C_1 - C_6 alkoxy, $-JC_3$ - C_7 cycloalkyl, $-B(OH)_2$, $-JC(O)NR^9R^{23}$, $-JOSO_2OR^{21}$, $-C(O)(CH_2)_{1-4}S(O)R^{21}$, $-O(CH_2)_{1-4}S(O)NR^{21}R^{22}$, $-JOP(O)(OR^{21})(OR^{22})$, $-JP(O)(OR^{21})(OR^{22})$, $-JOP(O)(OR^{21})R^{22}$, $-JP(O)(OR^{21})R^{22}$, $-JOP(O)R^{21}R^{22}$, $-JP(O)R^{21}R^{22}$, $-JSP(O)(OR^{21})(OR^{22})$, $-JSP(O)(OR^{21})(R^{22})$, $-JSP(O)(R^{21})(R^{22})$, $-JNR^9P(O)(NHR^{21})(NHR^{22})$, $-JNR^9P(O)(OR^{21})(NHR^{22})$, $-JNR^9P(O)(OR^{21})(OR^{22})$, $-JC(S)R^{21}$, $-JNR^{21}SO_2R^{22}$, $-JNR^9S(O)NR^{10}R^{22}$, $-JNR^9SO_2NR^{10}R^{22}$, $-JSO_2NR^9COR^{22}$, $-JSO_2NR^9CONR^{21}R^{22}$, $-JNR^{21}SO_2R^{22}$, $-JC(O)NR^{21}SO_2R^{22}$, $-JC(NH_2)=NR^{22}$, $-JCH(NH_2)NR^9S(O)_2R^{22}$, $-JOC(O)NR^{21}R^{22}$, $-JNR^{21}C(O)OR^{22}$, $-JNR^{21}OC(O)R^{22}$, $-(CH_2)_{1-4}C(O)NR^{21}R^{10}$, $-JC(O)NR^{24}R^{25}$, $-JNR^9C(O)R^{21}$, $-JC(O)R^{21}$, $-JNR^9C(O)NR^{10}R^{22}$, $-CCR^{21}$, $-(CH_2)_{1-4}OC(O)R^{21}$, $-JC(O)OR^{23}$; each of which R^{90} may be unsubstituted or substituted with one or more substituents independently selected from halogen, hydroxyl, nitro, cyano, amino, oxo, $-B(OH)_2$, $-Si(CH_3)_3$, $-COOH$, $-CONH_2$, $-P(O)(OH)_2$, C_1 - C_6 alkyl, $-C_0$ - C_4 alkyl(C_3 - C_7 cycloalkyl), C_1 - C_6 alkoxy, $-C_0$ - C_4 alkyl(mono- and di- C_1 - C_4 alkyl NR^9R^{10}), C_1 - C_6 alkylester, C_1 - C_4 alkylamino, C_1 - C_4 hydroxylalkyl, C_1 - C_2 haloalkyl, C_1 - C_2 haloalkoxy, $-OC(O)R^9$, $-NR^9C(O)R^{10}$, $-C(O)NR^9R^{10}$, $-OC(O)NR^9R^{10}$, $-NR^9C(O)OR^{10}$, C_1 - C_2 haloalkyl, and C_1 - C_2 haloalkoxy, $S(O)=NHR^{21}$, SF_5 , and $JC(R^9)=NR^{21}$ and SO_2OR^{21} ;

Z is F, Cl, NH₂, CH₃, CH₂D, CHD₂, or CD₃;

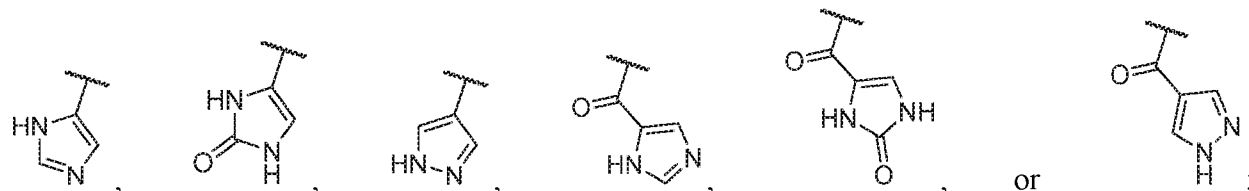
R¹, R^{1'}, R², R^{2'}, R³, and R^{3'} are independently selected from hydrogen, halogen, hydroxyl, nitro, cyano, amino, C₁-C₆alkyl, C₂-C₆alkenyl, C₂-C₆alkynyl, C₁-C₆alkoxy, C₂-C₆alkynyl, C₂-C₆alkanoyl, C₁-C₆thioalkyl, hydroxyC₁-C₆alkyl, aminoC₁-C₆alkyl, -C₀-C₄alkylNR⁹R¹⁰, -C(O)OR⁹, -OC(O)R⁹, -NR⁹C(O)R¹⁰, -C(O)NR⁹R¹⁰, -OC(O)NR⁹R¹⁰, -NR⁹C(O)OR¹⁰, C₁-C₂haloalkyl, and C₁-C₂haloalkoxy, where R⁹ and R¹⁰ are independently selected from hydrogen, C₁-C₆alkyl, (C₃-C₇cycloalkyl)C₀-C₄alkyl, -C₀-C₄alkyl(C₃-C₇cycloalkyl), and -O-C₀-C₄alkyl(C₃-C₇cycloalkyl);

A is selected from:





R^4 is selected from $-\text{CHO}$, $-\text{CONH}_2$, $\text{C}_2\text{-C}_6$ alkanoyl, hydrogen, $-\text{SO}_2\text{NH}_2$, $-\text{C}(\text{CH}_2)_2\text{F}$, $-\text{CH}(\text{CF}_3)\text{NH}_2$, $\text{C}_1\text{-C}_6$ alkyl, $-\text{C}_0\text{-C}_4$ alkyl($\text{C}_3\text{-C}_7$ cycloalkyl), $-\text{C}(\text{O})\text{C}_0\text{-C}_2$ alkyl($\text{C}_3\text{-C}_7$ cycloalkyl),



R^5 and R^6 are independently selected from $-\text{CHO}$, $-\text{C}(\text{O})\text{NH}_2$, $-\text{C}(\text{O})\text{NH}(\text{CH}_3)$, $\text{C}_2\text{-C}_6$ alkanoyl, hydrogen, hydroxyl, halogen, cyano, nitro, $-\text{COOH}$, $-\text{SO}_2\text{NH}_2$, vinyl, $\text{C}_1\text{-C}_6$ alkyl (including methyl), $\text{C}_2\text{-C}_6$ alkenyl, $\text{C}_1\text{-C}_6$ alkoxy, $-\text{C}_0\text{-C}_4$ alkyl($\text{C}_3\text{-C}_7$ cycloalkyl), $-\text{C}(\text{O})\text{C}_0\text{-C}_4$ alkyl($\text{C}_3\text{-C}_7$ cycloalkyl), $-\text{P}(\text{O})(\text{OR}^9)_2$, $-\text{OC}(\text{O})\text{R}^9$, $-\text{C}(\text{O})\text{OR}^9$, $-\text{C}(\text{O})\text{N}(\text{CH}_2\text{CH}_2\text{R}^9)(\text{R}^{10})$, $-\text{NR}^9\text{C}(\text{O})\text{R}^{10}$, phenyl, or 5- to 6-membered heteroaryl; each R^5 and R^6 other than hydrogen, hydroxyl, cyano, and $-\text{COOH}$ is unsubstituted or optionally substituted. For example, R^5 and R^6 other than hydrogen, hydroxyl, cyano, and $-\text{COOH}$ may be substituted with one or more substituents independently selected from halogen, hydroxyl, amino, imino, cyano, cyanoimino,

C₁-C₂alkyl, C₁-C₄alkoxy, -C₀-C₂alkyl(mono- and di-C₁-C₄alkylamino), C₁-C₂haloalkyl, and C₁-C₂haloalkoxy;

R^{6'} is hydrogen, halogen, hydroxyl, C₁-C₄alkyl, -C₀-C₄alkyl(C₃-C₇cycloalkyl), or C₁-C₄alkoxy; or R⁶ and R^{6'} may be taken together to form an oxo, vinyl, or imino group;

R⁷ is hydrogen, C₁-C₆alkyl, or -C₀-C₄alkyl(C₃-C₇cycloalkyl);

R⁸ and R^{8'} are independently selected from hydrogen, halogen, hydroxyl, C₁-C₆alkyl, -C₀-C₄alkyl(C₃-C₇cycloalkyl), C₁-C₆alkoxy, and (C₁-C₄alkylamino)C₀-C₂alkyl; or R⁸ and R^{8'} are taken together to form an oxo group; or R⁸ and R^{8'} can be taken together with the carbon that they are bonded to form a 3-membered carbocyclic ring;

R¹⁶ is absent or may include one or more substituents independently selected from halogen, hydroxyl, nitro, cyano, C₁-C₆alkyl, C₂-C₆alkenyl, C₂-C₆alkanoyl, C₁-C₆alkoxy, -C₀-C₄alkyl(mono- and di-C₁-C₆alkylamino), -C₀-C₄alkyl(C₃-C₇cycloalkyl), C₁-C₂haloalkyl, and C₁-C₂haloalkoxy;

R¹⁹ is hydrogen, C₁-C₆alkyl, C₂-C₆alkenyl, C₂-C₆alkanoyl, -SO₂C₁-C₆alkyl, (mono- and di-C₁-C₆alkylamino)C₁-C₄alkyl, -C₀-C₄alkyl(C₃-C₇cycloalkyl), -C₀-C₄alkyl(C₃-C₇heterocycloalkyl), -C₀-C₄alkyl(aryl), C₀-C₄alkyl(heteroaryl), and wherein R¹⁹ other than hydrogen is unsubstituted or substituted with one or more substituents independently selected from halogen, hydroxyl, amino, -COOH, and -C(O)OC₁-C₄alkyl;

X¹¹ is N or CR¹¹;

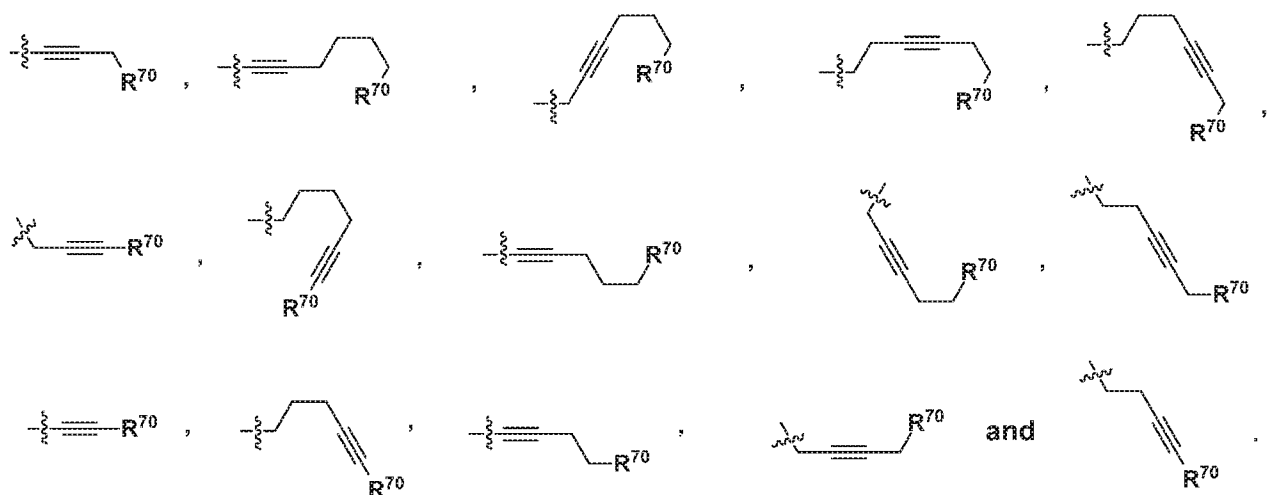
X¹² is N or CR¹²;

X¹³ is N or CR¹³;

X¹⁴ is N or CR¹⁴; and no more than two of X¹¹, X¹², X¹³, and X¹⁴ are N;

R¹² and R¹³ on the A group are each independently an R⁶⁹ moiety, wherein R⁶⁹ is R⁸⁰, R⁸¹, R⁸², R⁸³, R⁸⁴, R⁸⁵, R⁸⁶, or R⁸⁷; and wherein R¹² and R¹³ are not both from the same R⁸⁰, R⁸¹, R⁸², R⁸³, R⁸⁴, R⁸⁵, R⁸⁶, or R⁸⁷ moiety; and if an R¹² moiety is R⁸⁰, then R¹³ must be selected from R⁸¹, R⁸², R⁸³, R⁸⁴, R⁸⁵, R⁸⁶, or R⁸⁷, and wherein each R⁶⁹ can be optionally substituted;

R⁸⁰ is -C₂-C₆alkynylR⁷⁰;



R⁸¹ is C(O)NR²¹R⁷¹, -C(O)NR²⁴R²⁵, -C(O)NR⁹R⁷¹, -C(O)NR²¹SO₂R²², -NR⁹C(O)OR¹⁰, -NR⁹C(O)OR²³, -NR⁹C(O)R²¹, -NR⁹C(O)NR⁹R¹⁰, -NR⁹C(O)NR¹⁰R²³, -NR⁹C(O)NR²⁴R²⁵;

R⁸² is NR⁷²R⁷³, NR⁹SO₂R⁷³, N(SO₂R⁹)CH₂C(O)R⁷⁴;

R⁸³ is -OC(O)(CH₂)₁₋₄R²¹, -OC(O)NR²¹R²², -OC(O)NR²⁴R²⁵, -OC(O)(C₁₋₆alkyl or C₃₋₆cycloalkyl)(aryl), -OC(O)(C₁₋₆alkyl or C₃₋₆cycloalkyl)(heteroaryl), -OC(O)(C₁₋₆alkyl or C₃₋₆cycloalkyl)(heterocycle), -OC(O)(heteroaryl), -OC(O)(aryl), -OC(O)(C₁₋₆alkyl or C₃₋₆cycloalkyl), -OC(O)NR⁹(CH₂)₁₋₄P(O)(OR²¹)(OR²²), -C(O)(C₁₋₆alkyl or C₃₋₆cycloalkyl)(aryl), -C(O)(C₁₋₆alkyl or C₃₋₆cycloalkyl)(heteroaryl), -C(O)(C₁₋₆alkyl or C₃₋₆cycloalkyl)(heterocycle), -C(O)(heteroaryl), -C(O)(heterocycle), -C(O)(aryl), -C(O)(C₁₋₆alkyl or C₃₋₆cycloalkyl), -C(O)(CH₂)S(O)R²¹;

R⁸⁴ is aryl; saturated or unsaturated heterocycle (for example a 5-6 membered ring having 1, 2, or 3 heteroatoms independently selected from N, O, and S), wherein in one embodiment, the heterocycle is bonded through a carbon atom in the heterocyclic ring to a carbon atom of ring A, in the R¹² or R¹³ position; heteroaryl (for example a 5-6 membered ring having 1, 2, or 3 heteroatoms independently selected from N, O, and S);

R⁸⁵ is -O(CH₂)₁₋₄R^{23a}, -OC₂₋₄alkenylR^{23a}, -OC₂₋₄alkynylR²³, -O(CH₂)₁₋₄paracyclophane, -O(CH₂)₁₋₄P(O)R^{23b}R^{23b}, -O(CH₂)₁₋₄S(O)NR²¹R²², -O(CH₂)₁₋₄S(O)NR²⁴R²⁵, -O(CH₂)₁₋₄SO₂NR²¹R²², -O(CH₂)₁₋₄SO₂NR²⁴R²⁵, -O(C₃₋₇cycloalkyl), -O(aryl), -O(heteroaryl), -O(heterocycle);

R⁸⁶ is -P(O)R⁷⁵R⁷⁵;

R⁸⁷ is -C[(CH₂)_{2, 3, 4, 5, 6 or 7}]R⁷⁶ or -(C₃₋₇cycloalkyl)R⁷⁶;

R⁷⁰ is independently selected at each occurrence from hydrogen, C₁-C₆alkyl, C₁-C₆haloalkyl, (aryl)C₀-C₄alkyl, (C₃-C₇cycloalkyl)C₀-C₄alkyl, (phenyl)C₀-C₄alkyl, (4- to 7-membered heterocycloalkyl)C₀-C₄alkyl having 1, 2, or 3 heteroatoms independently selected from N, O, and S; (5- or 6- membered unsaturated or aromatic heterocycle)C₀-C₄alkyl having 1, 2, or 3 heteroatoms independently selected from N, O, and S; COOH, Si(CH₃)₃, COOR^{70a}, C₂-C₆alkanoyl, -B(OH)₂, -C(O)(CH₂)₁₋₄S(O)R²¹, -P(O)(OR²¹)(OR²²), -P(O)(OR²¹)R²², -P(O)R²¹R²², -NR⁹P(O)(NHR²¹)(NHR²²), -NR⁹P(O)(OR²¹)(NHR²²), -NR⁹P(O)(OR²¹)(OR²²), -C(S)R²¹, -NR²¹SO₂R²², -NR⁹S(O)NR¹⁰R²², -NR⁹SO₂NR¹⁰R²², -SO₂NR⁹COR²², -SO₂NR⁹CONR²¹R²², -NR²¹SO₂R²², -C(O)NR²¹SO₂R²², -C(NH₂)NR⁹R²², -C(NH₂)NR⁹S(O)₂R²², -NR⁹C(O)OR¹⁰, -NR²¹OC(O)R²², -(CH₂)₁₋₄C(O)NR²¹R²², -C(O)R²⁴R²⁵, -NR⁹C(O)R²¹, -C(O)R²¹, -NR⁹C(O)NR⁹R¹⁰, -NR⁹C(O)NR²⁴R²⁵, -(CH₂)₁₋₄OC(O)R²¹, each of which R³⁰ can be optionally substituted;

R^{70a} is C₁-C₆alkyl, C₂-C₆alkenyl, C₂-C₆alkynyl, (C₃-C₇cycloalkyl)C₀-C₄alkyl-, (aryl)C₀-C₄alkyl-, (3- to 7-membered heterocycloalkyl)C₀-C₄alkyl- having 1, 2, or 3 heteroatoms independently selected from N, O, and S, and (5- or 6- membered unsaturated or aromatic heterocycle)C₀-C₄alkyl having 1, 2, or 3 heteroatoms independently selected from N, O, and S, each of which R^{70a} can be optionally substituted;

R⁷¹ is selected at each occurrence from hydroxyl, C₁-C₆alkoxy, (C₃-C₇cycloalkyl)C₀-C₄alkyl, (phenyl)C₀-C₄alkyl, -C₁-C₄alkylOC(O)OC₁-C₆alkyl, -C₁-C₄alkylOC(O)C₁-C₆alkyl, -C₁-C₄alkylC(O)OC₁-C₆alkyl, (4- to 7-membered heterocycloalkyl)C₀-C₄alkyl having 1, 2, or 3 heteroatoms independently selected from N, O, and S, and (5- or 6- membered unsaturated or aromatic heterocycle)C₀-C₄alkyl having 1, 2, or 3 heteroatoms independently selected from N, O, and S, and each can be optionally substituted;

R⁷² is selected at each occurrence from aryl, heteroaryl, heterocycle, alkynyl, hydroxyl, C₁-C₆alkoxy, (C₃-C₇cycloalkyl)C₀-C₄alkyl, (aryl)C₀-C₄alkyl, (heterocycle)C₀-C₄alkyl, (heteroaryl)C₀-C₄alkyl, -C₁-C₄alkylOC(O)OC₁-C₆alkyl, -C₁-C₄alkylOC(O)C₁-C₆alkyl, -C₁-C₄alkylC(O)OC₁-C₆alkyl, -S(O)(O)(alkyl), -S(O)(alkyl), -S(O)(O)(heteroalkyl), -S(O)(heteroalkyl), -S(O)(O)(aryl), -S(O)(aryl), -S(O)(O)(heteroaryl), -S(O)(heteroaryl), (and in some embodiments is a (4- to 7-membered heterocycloalkyl)C₀-C₄alkyl having 1, 2, or 3 heteroatoms independently selected from N, O, and S, and (5- or 6- membered saturated or partially

unsaturated heterocycle)C₀-C₄alkyl having 1, 2, or 3 heteroatoms independently selected from N, O, and S), each of which groups can be optionally substituted;

R⁷³ is selected at each occurrence from hydrogen, hydroxyl, cyano, amino, C₁-C₆alkyl, C₁-C₆haloalkyl, C₁-C₆alkoxy, (C₃-C₇cycloalkyl)C₀-C₄alkyl, (phenyl)C₀-C₄alkyl, -C₁-C₄alkylOC(O)OC₁-C₆alkyl, -C₁-C₄alkylOC(O)C₁-C₆alkyl, -C₁-C₄alkylC(O)OC₁-C₆alkyl, (4- to 7-membered heterocycloalkyl)C₀-C₄alkyl having 1, 2, or 3 heteroatoms independently selected from N, O, and S, and (5- or 6- membered unsaturated or aromatic heterocycle)C₀-C₄alkyl having 1, 2, or 3 heteroatoms independently selected from N, O, and S, each of which groups can be optionally substituted;

R⁷⁴ is an optionally substituted proline amide;

R^{23a} is independently selected at each occurrence from (C₃-C₇cycloalkyl), and each R^{23a} can be optionally substituted;

R^{23b} is independently selected at each occurrence from hydroxyl, C₁-C₆alkoxy, C₁-C₆alkyl, (C₃-C₇cycloalkyl)C₀-C₄alkyl, (phenyl)C₀-C₄alkyl, -O(CH₂)₂₋₄O(CH₂)₈₋₁₈, -OC(R^{23c})₂OC(O)OR^{23d}, -OC(R^{23c})₂OC(O)R^{23d}, an N-linked amino acid or an N-linked amino acid ester, and each R^{23b} can be optionally substituted;

R^{23c} is independently selected at each occurrence from hydrogen, C₁-C₈alkyl, C₂-C₈alkenyl, C₂-C₈alkynyl, (aryl)C₀-C₄alkyl, (aryl)C₂-C₈alkenyl- or (aryl)C₂-C₈alkynyl; or two R^{23c} groups can be taken together with the carbon that they are bonded to form a 3-6 membered heterocycloalkyl having 1, 2, or 3 heteroatoms independently selected from N, O, and S, or a 3-6 membered carbocyclic ring, and each R^{23c} can be optionally substituted;

R^{23d} is independently selected at each occurrence from C₁-C₈alkyl, C₂-C₈alkenyl, C₂-C₈alkynyl, (aryl)C₀-C₄alkyl, (aryl)C₂-C₈alkenyl or (aryl)C₂-C₈alkynyl, and each R^{23d} can be optionally substituted;

R⁷⁵ is independently selected at each occurrence from hydroxyl, C₁-C₆alkoxy, C₁-C₆haloalkoxy, C₁-C₆alkyl, (C₃-C₇cycloalkyl)C₀-C₄alkyl-, (aryl)C₀-C₄alkyl-, -O-C₀-C₄alkyl(aryl), -O-C₀-C₄alkyl(C₃-C₇cycloalkyl), (4- to 7-membered heterocycloalkyl)C₀-C₄alkyl-O- having 1, 2, or 3 heteroatoms independently selected from N, O, and S; (5- or 6- membered unsaturated or aromatic heterocycle)C₀-C₄alkyl-O- having 1, 2, or 3 heteroatoms independently selected from N, O, and S; -O(CH₂)₂₋₄O(CH₂)₈₋₁₈, -OC(R^{75a})₂OC(O)OR^{75b}, -OC(R^{75a})₂OC(O)R^{75b},

-NR⁹R¹⁰, an N-linked amino acid or an N-linked amino acid ester and each R⁷⁵ can be optionally substituted;

R^{75a} is independently selected at each occurrence from hydrogen, C₁-C₈alkyl, C₂-C₈alkenyl, C₂-C₈alkynyl, (aryl)C₀-C₄alkyl-, (aryl)C₂-C₈alkenyl- or (aryl)C₂-C₈alkynyl-; or two R^{75a} groups can be taken together with the carbon that they are bonded to form a 3-6 membered heterocycloalkyl having 1, 2, or 3 heteroatoms independently selected from N, O, and S, or a 3-6 membered carbocyclic ring;

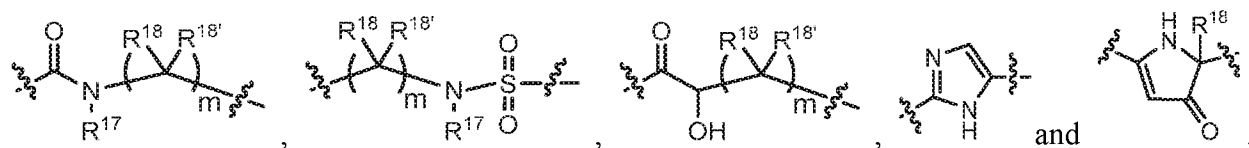
R^{75b} is independently selected at each occurrence from C₁-C₈alkyl, C₂-C₈alkenyl, C₂-C₈alkynyl, (aryl)C₀-C₄alkyl, (aryl)C₂-C₈alkenyl or (aryl)C₂-C₈alkynyl;

R⁷⁶ is -NR⁹C(O)R⁷⁷ or R⁷⁸;

R⁷⁷ and R⁷⁸ are each independently selected from C₁-C₆alkyl, C₁-C₆haloalkyl, C₂-C₆alkenyl, C₂-C₆alkynyl, (C₃-C₇cycloalkyl)C₀-C₄alkyl, (aryl)C₀-C₄alkyl, (heterocycle)C₀-C₄alkyl and (heteroaryl)C₀-C₄alkyl wherein each group can be optionally substituted; or each of which (s) may be unsubstituted or substituted with one or more substituents independently selected from, but not limited to, halogen, hydroxyl, nitro, cyano, amino, oxo, -B(OH)₂, -Si(CH₃)₃, -COOH, -CONH₂, -P(O)(OH)₂, C₁-C₆alkyl, C₁-C₆alkoxy, -C₀-C₂alkyl(mono- and di-C₁-C₄alkylamino), C₁-C₆alkylester, C₁-C₄alkylamino, C₁-C₄hydroxylalkyl, C₁-C₂haloalkyl, and C₁-C₂haloalkoxy;

R¹¹, R¹⁴, and R¹⁵ are independently selected at each occurrence from hydrogen, halogen, hydroxyl, nitro, cyano, -O(PO)(OR⁹)₂, -(PO)(OR⁹)₂, C₁-C₆alkyl, C₂-C₆alkenyl, C₂-C₆alkynyl, C₂-C₆alkenyl(aryl), C₂-C₆alkenyl(cycloalkyl), C₂-C₆alkenyl(heterocycle), C₂-C₆alkenyl(heteroaryl), C₂-C₆alkynyl, C₂-C₆alkynyl(aryl), C₂-C₆alkynyl(cycloalkyl), C₂-C₆alkynyl(heterocycle), C₂-C₆alkynyl(heteroaryl), C₂-C₆alkanoyl, C₁-C₆alkoxy, C₁-C₆thioalkyl, -C₀-C₄alkyl(mono- and di-C₁-C₆alkylamino), -C₀-C₄alkyl(C₃-C₇cycloalkyl), -C₀-C₄alkoxy(C₃-C₇cycloalkyl), C₁-C₂haloalkyl, and C₁-C₂haloalkoxy;

L is a bond or is selected from the formulas



where R¹⁷ is hydrogen, C₁-C₆alkyl, or -C₀-C₄alkyl(C₃-C₇cycloalkyl) and R¹⁸ and R^{18'} are independently selected from hydrogen, halogen, hydroxymethyl, and methyl; and m is 0, 1, 2, or 3;

B is a monocyclic or bicyclic carbocyclic; a monocyclic or bicyclic carbocyclic-oxy group; a monocyclic, bicyclic, or tricyclic heterocyclic group having 1, 2, 3, or 4 heteroatoms independently selected from N, O, and S and from 4 to 7 ring atoms per ring; C₂-C₆alkenyl; C₂-C₆alkynyl; -(C₀-C₄alkyl)(aryl); -(C₀-C₄alkyl)(heteroaryl); or -(C₀-C₄alkyl)(biphenyl), and B is unsubstituted or substituted with one or more substituents independently selected from R³³ and R³⁴, and 0 or 1 substituents selected from R³⁵ and R³⁶;

R³³ is independently selected from halogen, hydroxyl, -COOH, cyano, C₁-C₆alkyl, C₂-C₆alkanoyl, C₁-C₆alkoxy, -C₀-C₄alkylNR⁹R¹⁰, -SO₂R⁹, C₁-C₂haloalkyl, and C₁-C₂haloalkoxy;

R³⁴ is independently selected from nitro, C₂-C₆alkenyl, C₂-C₆alkynyl, C₁-C₆thioalkyl, -JC₃-C₇cycloalkyl, -B(OH)₂, -JC(O)NR⁹R²³, -JOSO₂OR²¹, -C(O)(CH₂)₁₋₄S(O)R²¹, -O(CH₂)₁₋₄S(O)NR²¹R²², -JOP(O)(OR²¹)(OR²²), -JP(O)(OR²¹)(OR²²), -JOP(O)(OR²¹)R²², -JP(O)(OR²¹)R²², -JOP(O)R²¹R²², -JP(O)R²¹R²², -JSP(O)(OR²¹)(OR²²), -JSP(O)(OR²¹)R²², -JSP(O)(R²¹)(R²²), -JNR⁹P(O)(NHR²¹)(NHR²²), -JNR⁹P(O)(OR²¹)(NHR²²), -JNR⁹P(O)(OR²¹)(OR²²), -JC(S)R²¹, -JNR²¹SO₂R²², -JNR⁹S(O)NR¹⁰R²², -JNR⁹SO₂NR¹⁰R²², -JSO₂NR⁹COR²², -JSO₂NR⁹CONR²¹R²², -JNR²¹SO₂R²², -JC(O)NR²¹SO₂R²², -JC(NH₂)NR²², -JC(NH₂)NR⁹S(O)₂R²², -JOC(O)NR²¹R²², -JNR²¹C(O)OR²², -JNR²¹OC(O)R²², -(CH₂)₁₋₄C(O)NR²¹R²², -JC(O)NR²⁴R²⁵, -JNR⁹C(O)R²¹, -JC(O)R²¹, -JNR⁹C(O)NR¹⁰R²², -CCR²¹, -(CH₂)₁₋₄OC(O)R²¹, and -JC(O)OR²³; each of which R³⁴ may be unsubstituted or substituted with one or more substituents independently selected from halogen, hydroxyl, nitro, cyano, amino, oxo, -B(OH)₂, -Si(CH₃)₃, -COOH, -CONH₂, -P(O)(OH)₂, C₁-C₆alkyl, -C₀-C₄alkyl(C₃-C₇cycloalkyl), C₁-C₆alkoxy, -C₀-C₂alkyl(mono- and di-C₁-C₄alkylamino), C₁-C₆alkylester, C₁-C₄alkylamino, C₁-C₄hydroxylalkyl, C₁-C₂haloalkyl, and C₁-C₂haloalkoxy;

R³⁵ is independently selected from naphthyl, naphthyloxy, indanyl, (4- to 7-membered heterocycloalkyl)C₀-C₄alkyl containing 1 or 2 heteroatoms selected from N, O, and S, and bicyclic heterocycle containing 1, 2, or 3 heteroatoms independently selected from N, O, and S, and containing 4- to 7- ring atoms in each ring; each of which R³⁵ is unsubstituted or substituted with one or more substituents independently selected from halogen, hydroxyl, nitro, cyano, C₁-C₆alkyl, C₂-C₆alkenyl, C₂-C₆alkanoyl, C₁-C₆alkoxy, (mono- and di-C₁-C₆alkylamino)C₀-C₄alkyl, C₁-C₆alkylester, -C₀-C₄alkyl(C₃-C₇cycloalkyl), -SO₂R⁹, C₁-C₂haloalkyl, and C₁-C₂haloalkoxy;

R³⁶ is independently selected from tetrazolyl, (phenyl)C₀-C₂alkyl, (phenyl)C₁-C₂alkoxy, phenoxy, and 5- or 6-membered heteroaryl containing 1, 2, or 3 heteroatoms independently

selected from N, O, B, and S, each of which R³⁶ is unsubstituted or substituted with one or more substituents independently selected from halogen, hydroxyl, nitro, cyano, C₁-C₆alkyl, C₂-C₆alkenyl, C₂-C₆alkanoyl, C₁-C₆alkoxy, (mono- and di-C₁-C₆alkylamino)C₀-C₄alkyl, C₁-C₆alkylester, -C₀-C₄alkyl(C₃-C₇cycloalkyl), -SO₂R⁹, -OSi(CH₃)₂C(CH₃)₃, -Si(CH₃)₂C(CH₃)₃, C₁-C₂haloalkyl, and C₁-C₂haloalkoxy;

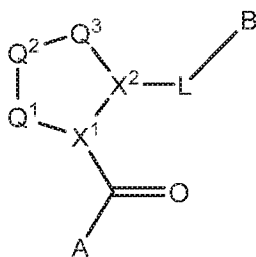
R²¹ and R²² are independently selected at each occurrence from hydrogen, hydroxyl, cyano, amino, C₁-C₆alkyl, C₁-C₆haloalkyl, C₁-C₆alkoxy, (C₃-C₇cycloalkyl)C₀-C₄alkyl, (phenyl)C₀-C₄alkyl, -C₁-C₄alkylOC(O)OC₁-C₆alkyl, -C₁-C₄alkylOC(O)C₁-C₆alkyl, -C₁-C₄alkylC(O)OC₁-C₆alkyl, (4- to 7-membered heterocycloalkyl)C₀-C₄alkyl having 1, 2, or 3 heteroatoms independently selected from N, O, and S, and (5- or 6- membered unsaturated or aromatic heterocycle)C₀-C₄alkyl having 1, 2, or 3 heteroatoms independently selected from N, O, and S, and each R²¹ and R²² can be optionally substituted;

R²³ is independently selected at each occurrence from C₁-C₆alkyl, C₁-C₆haloalkyl, (aryl)C₀-C₄alkyl, (C₃-C₇cycloalkyl)C₀-C₄alkyl, (phenyl)C₀-C₄alkyl, (4- to 7-membered heterocycloalkyl)C₀-C₄alkyl having 1, 2, or 3 heteroatoms independently selected from N, O, and S, and (5- or 6- membered unsaturated or aromatic heterocycle)C₀-C₄alkyl having 1, 2, or 3 heteroatoms independently selected from N, O, and S, and each R²³ can be optionally substituted;

R²⁴ and R²⁵ are taken together with the nitrogen to which they are attached to form a 4- to 7-membered monocyclic heterocycloalkyl group, or a 6- to 10- membered bicyclic heterocyclic group having fused, spiro, or bridged rings, and each R²⁴ and R²⁵ can be optionally substituted; and

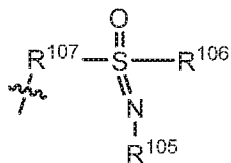
J is independently selected at each occurrence from a covalent bond, C₁-C₄alkylene, -OC₁-C₄alkylene, C₂-C₄alkenylene, and C₂-C₄alkynylene.

2. A compound of the formula:



wherein the variables are defined in claim 1, and

and wherein the compound has at least one moiety of R⁸⁸ of the formula:



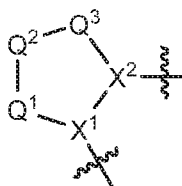
wherein R⁸⁸ can independently be R⁶⁹

R¹⁰⁵ is hydrogen C₁-C₆alkyl, C₂-C₆alkenyl, C₂-C₆alkynyl, C₂-C₆alkenyl(aryl), C₂-C₆alkenyl(cycloalkyl), C₂-C₆alkenyl(heterocycle), C₂-C₆alkenyl(heteroaryl), C₂-C₆alkynyl, C₂-C₆alkynyl(aryl), C₂-C₆alkynyl(cycloalkyl), C₂-C₆alkynyl(heterocycle), C₂-C₆alkynyl(heteroaryl), C₂-C₆alkanoyl, C₁-C₆alkoxy, C₁-C₆thioalkyl, -C₀-C₄alkyl(mono- and di-C₁-C₆alkylamino), -C₀-C₄alkyl(C₃-C₇cycloalkyl), -C₀-C₄alkoxy(C₃-C₇cycloalkyl), or C₁-C₂haloalkyl;

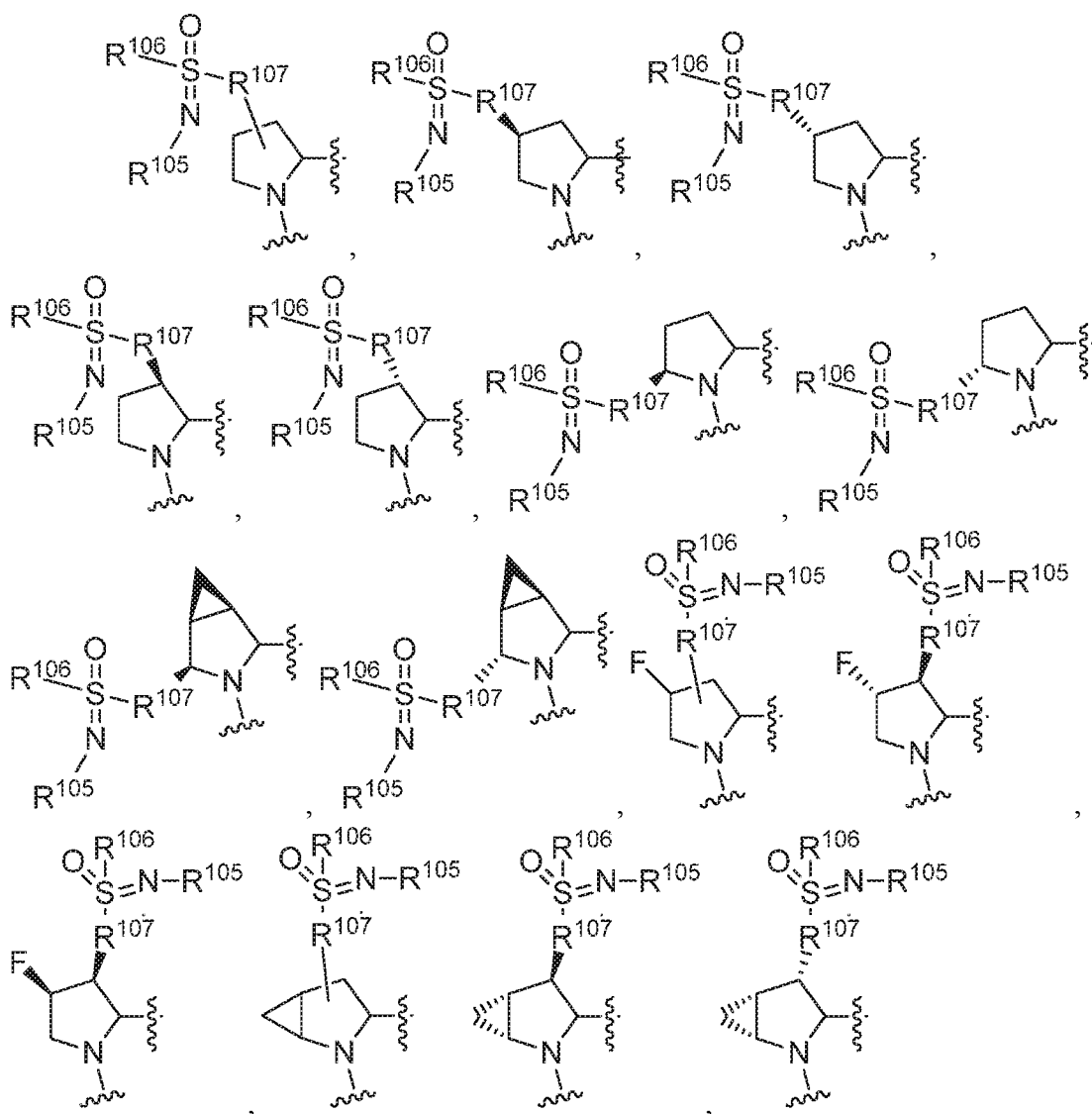
R¹⁰⁶ is selected from hydrogen, hydroxyl, amino, C₁-C₆alkyl, C₁-C₆haloalkyl, C₁-C₆alkoxy, (C₃-C₇cycloalkyl)C₀-C₄alkyl, (phenyl)C₀-C₄alkyl, -C₁-C₄alkylOC(O)OC₁-C₆alkyl, -C₁-C₄alkylOC(O)C₁-C₆alkyl, -C₁-C₄alkylC(O)OC₁-C₆alkyl, (4- to 7-membered heterocycloalkyl)C₀-C₄alkyl having 1, 2, or 3 heteroatoms independently chosen from N, O, and S, and (5- or 6- membered unsaturated or aromatic heterocycle)C₀-C₄alkyl having 1, 2, or 3 heteroatoms independently chosen from N, O, and S, and each of which can be optionally substituted; and

R¹⁰⁷ is a bond, alkyl (including C₁-C₆ alkyl, which specifically includes cycloalkyl), aryl, heteroaryl or heterocyclic, or its pharmaceutically acceptable salt.

3. A compound of claim 2, wherein one R⁶⁹ is R⁸⁸ and the other R⁸⁸ is hydrogen.
4. A compound with the structure and variables of claim 1, with the difference that the



moiety is selected from the formula:



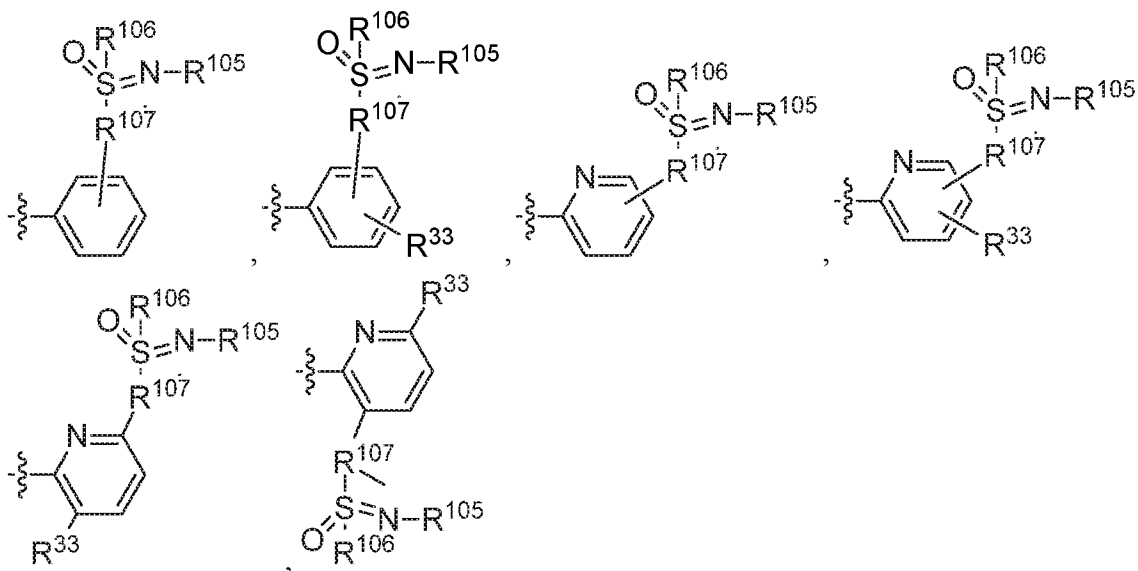
R^{105} is hydrogen, C_1 - C_6 alkyl, C_2 - C_6 alkenyl, C_2 - C_6 alkynyl, C_2 - C_6 alkenyl(aryl), C_2 - C_6 alkenyl(cycloalkyl), C_2 - C_6 alkenyl(heterocycle), C_2 - C_6 alkenyl(heteroaryl), C_2 - C_6 alkynyl, C_2 - C_6 alkynyl(aryl), C_2 - C_6 alkynyl(cycloalkyl), C_2 - C_6 alkynyl(heterocycle), C_2 - C_6 alkynyl(heteroaryl), C_2 - C_6 alkanoyl, C_1 - C_6 alkoxy, C_1 - C_6 thioalkyl, $-C_0$ - C_4 alkyl(mono- and di- C_1 - C_6 alkylamino), $-C_0$ - C_4 alkyl(C_3 - C_7 cycloalkyl), $-C_0$ - C_4 alkoxy(C_3 - C_7 cycloalkyl), or C_1 - C_2 haloalkyl;

R^{106} is selected from hydrogen, hydroxyl, amino, C_1 - C_6 alkyl, C_1 - C_6 haloalkyl, C_1 - C_6 alkoxy, (C_3 - C_7 cycloalkyl) C_0 - C_4 alkyl, (phenyl) C_0 - C_4 alkyl, $-C_1$ - C_4 alkylOC(O)OC $_1$ - C_6 alkyl, $-C_1$ - C_4 alkylOC(O)C $_1$ - C_6 alkyl, $-C_1$ - C_4 alkylC(O)OC $_1$ - C_6 alkyl, (4- to 7-membered heterocycloalkyl) C_0 - C_4 alkyl having 1, 2, or 3 heteroatoms independently chosen from N, O, and S, and (5- or 6- membered unsaturated or aromatic heterocycle) C_0 - C_4 alkyl having 1, 2, or 3

heteroatoms independently chosen from N, O, and S, and each of which can be optionally substituted; and

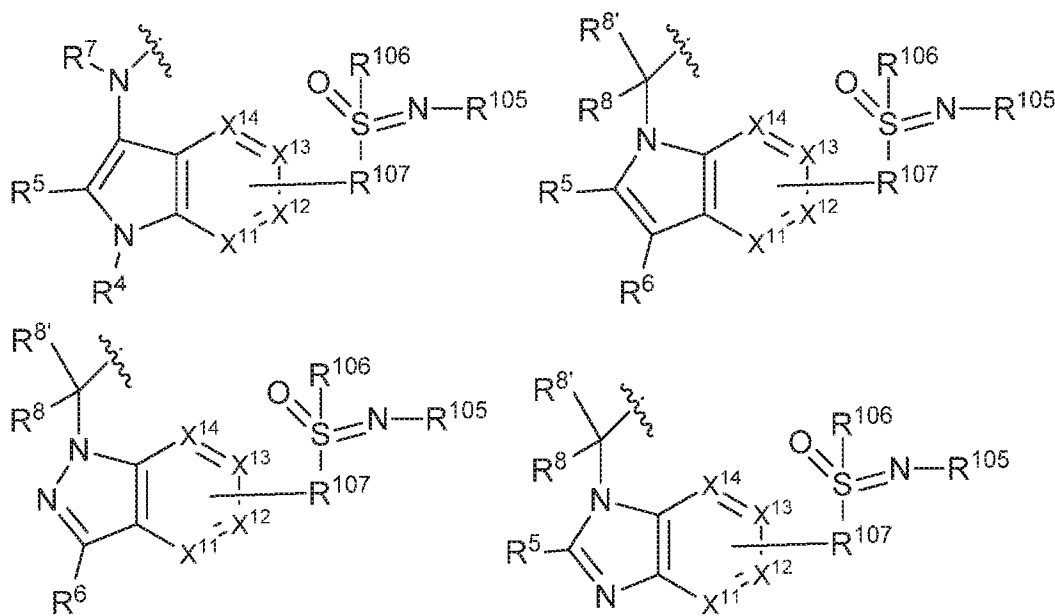
R^{107} is a bond, alkyl (including C₁-C₆ alkyl, which specifically includes cycloalkyl), aryl, heteroaryl or heterocyclic, or its pharmaceutically acceptable salt.

5. A compound with the structure and variables of claim 1, with the difference that B is selected from:



and wherein R₁₀₅, R₁₀₆ and R₁₀₇ are as defined in claim 4, or its pharmaceutically acceptable salt.

6. A compound with the structure and variables of claim 1, with the difference that A is selected from:



and wherein R¹⁰⁵, R¹⁰⁶ and R¹⁰⁷ are as defined in claim 4, or its pharmaceutically acceptable salt.

7. A method for treating a host with a disorder selected from fatty liver disorder, nonalcoholic steatohepatitis (NASH), liver inflammation, cirrhosis, liver failure; dermatomyocitis; or a cytokine or inflammatory reaction in response to a pharmaceutical or biotherapeutic; comprising administering an effective amount of a compound of claims 1-6, or a pharmaceutically acceptable salt thereof, optionally in a pharmaceutically acceptable carrier.

8. A method for treating a host with paroxysmal nocturnal hemoglobinuria (PNH); comprising administering an effective amount of a compound of claims 1-6, or a pharmaceutically acceptable salt thereof, optionally in a pharmaceutically acceptable carrier.

9. A method for treating a host with lupus, comprising administering an effective amount of a compound of claims 1-6, or a pharmaceutically acceptable salt thereof, optionally in a pharmaceutically acceptable carrier.

10. A method for treating a host with atypical or typical hemolytic uremic syndrome, comprising administering an effective amount of a compound of claims 1-6, or a pharmaceutically acceptable salt thereof, optionally in a pharmaceutically acceptable carrier.

11. A method for treating a host with C3 glomerulonephritis, comprising administering an effective amount of a compound of claims 1-6, or a pharmaceutically acceptable salt thereof, optionally in a pharmaceutically acceptable carrier.

12. A method for treating a host with retinal detachment, rheumatoid arthritis, multiple sclerosis, age-related macular degeneration, retinal degeneration, an ophthalmic disease, a respiratory disease, a cardiovascular disease or amyotrophic lateral sclerosis, comprising administering an effective amount of a compound of claims 1-6, or a pharmaceutically acceptable salt thereof, optionally in a pharmaceutically acceptable carrier.

13. A compound of claims 1-6 for use to treat a host with paroxysmal nocturnal hemoglobinuria, C3 glomerulonephritis, or atypical or typical hemolytic uremic syndrome, comprising administering an effective amount of a compound of claim 1, or a pharmaceutically acceptable salt thereof, optionally in a pharmaceutically acceptable carrier.

14. A compound of claims 1-6 for use to treat a host with a disorder selected from fatty liver disorder, nonalcoholic steatohepatitis (NASH), liver inflammation, cirrhosis, liver failure, dermatomyocitis, or a cytokine or inflammatory reaction in response to a pharmaceutical or biotherapeutic; retinal detachment, rheumatoid arthritis, multiple sclerosis, age-related macular degeneration, retinal degeneration, an ophthalmic disease, a respiratory disease, a cardiovascular disease or amyotrophic lateral sclerosis, comprising administering an effective amount of a compound of claim 1, or a pharmaceutically acceptable salt thereof, optionally in a pharmaceutically acceptable carrier.

15. Use of a compound of claims 1-6 in the manufacture of a medicament for use to treat a host with paroxysmal nocturnal hemoglobinuria, C3 glomerulonephritis, or atypical or typical hemolytic uremic syndrome, comprising administering an effective amount of a compound of claim 1, or a pharmaceutically acceptable salt thereof, optionally in a pharmaceutically acceptable carrier.

16. Use of a compound of claims 1-6 in the manufacture of a medicament to treat a host with a disorder selected from fatty liver disorder, nonalcoholic steatohepatitis (NASH), liver inflammation, cirrhosis, liver failure, dermatomyocitis, or a cytokine or inflammatory reaction in response to a pharmaceutical or biotherapeutic; retinal detachment, rheumatoid arthritis, multiple sclerosis, age-related macular degeneration, retinal degeneration, an ophthalmic disease, a respiratory disease, a cardiovascular disease or amyotrophic lateral sclerosis, comprising

administering an effective amount of a compound of claim 1, or a pharmaceutically acceptable salt thereof, optionally in a pharmaceutically acceptable carrier.

17. The method of claims 7-12, wherein the host is a human.
18. The compound of claims 13-14, wherein the host is a human.
19. The use of claims 15-16, wherein the host is a human.
20. A pharmaceutical composition comprising an effective amount of a compound of claims 1-6 or its pharmaceutically acceptable salt in a pharmaceutically acceptable carrier.

FIG. 1A

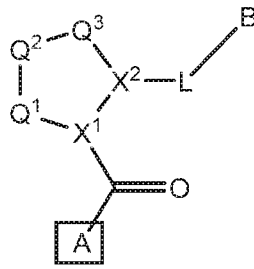


FIG. 1B

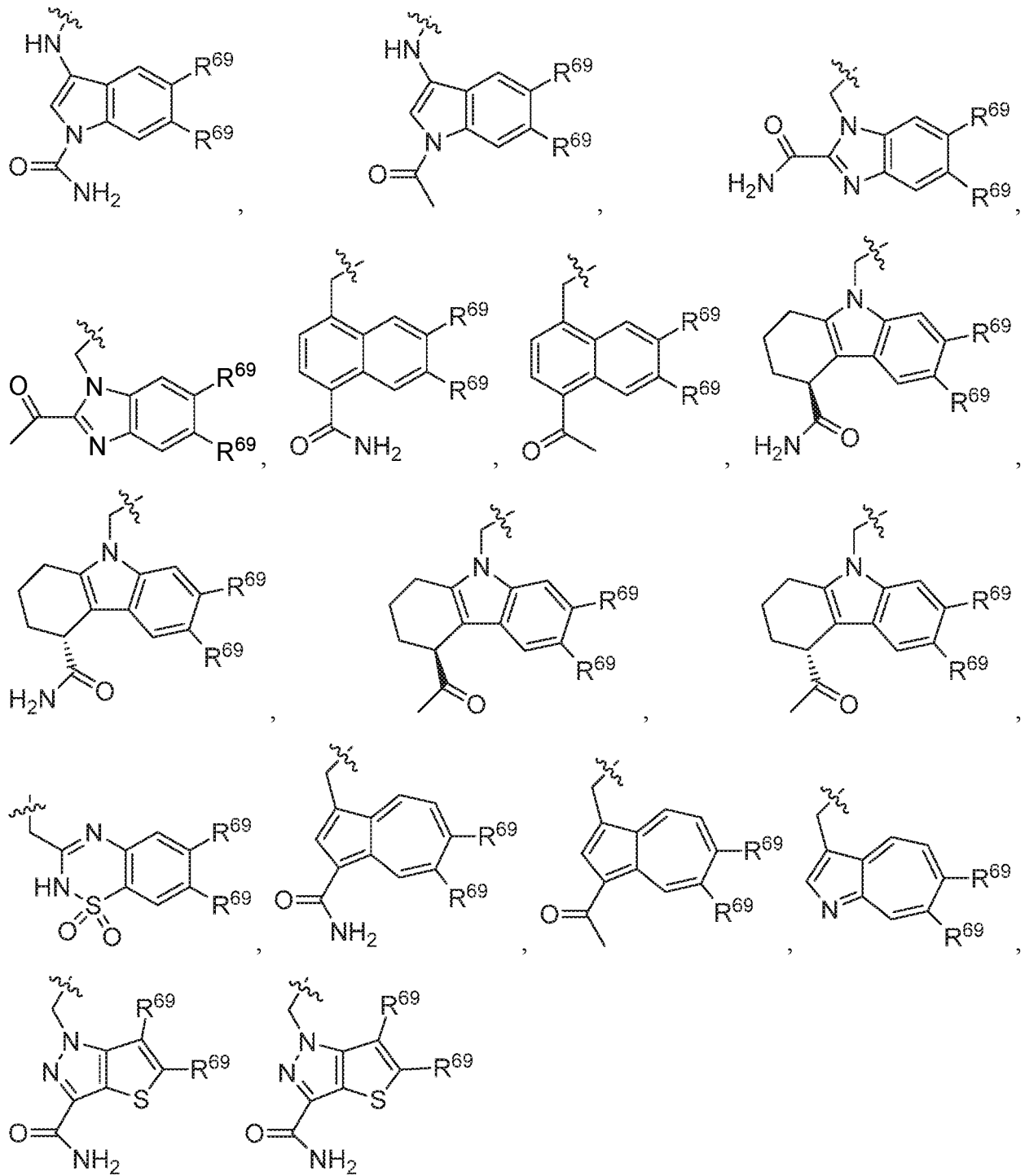


FIG. 2A

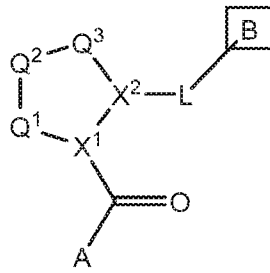


FIG. 2B

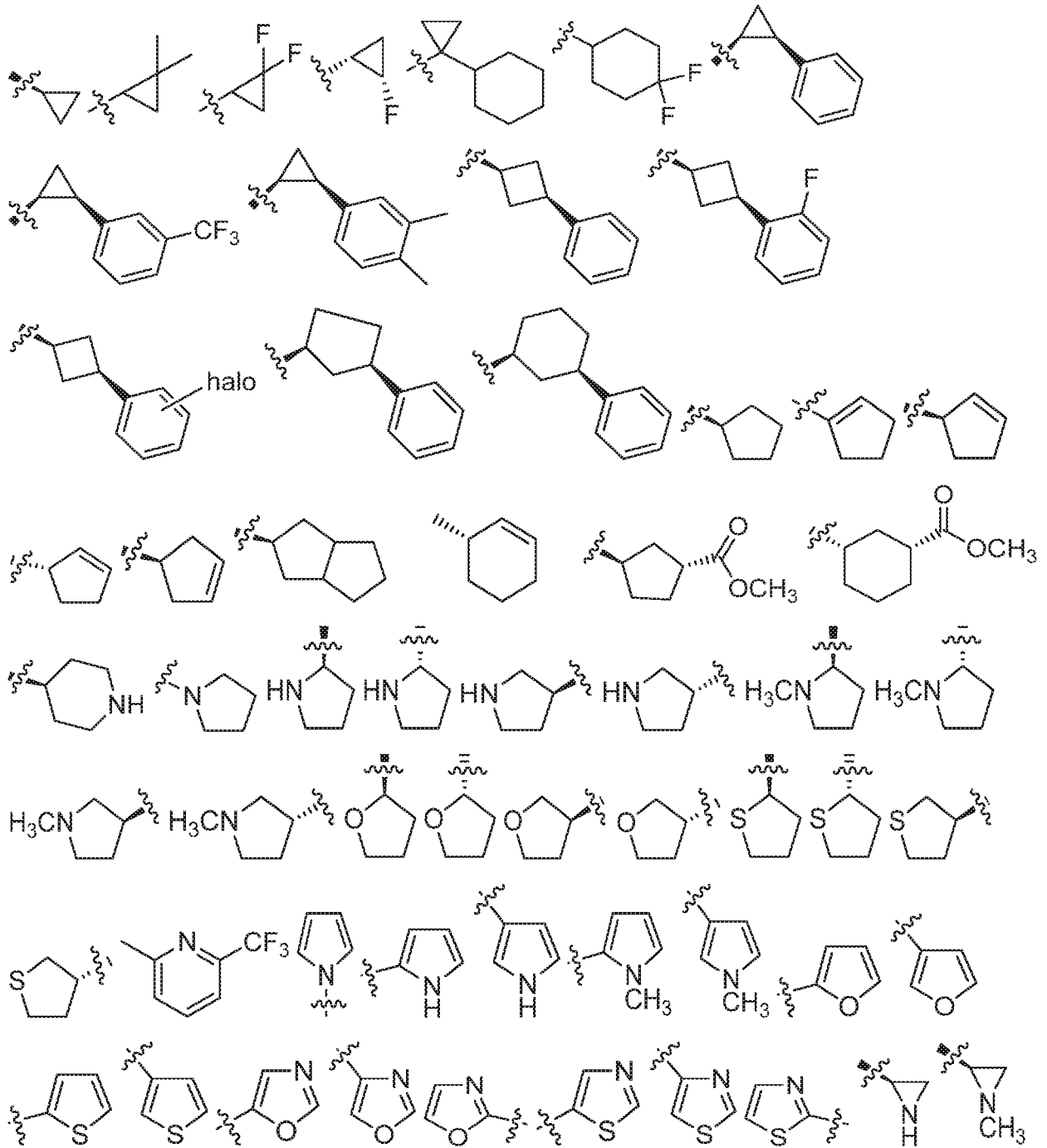


FIG. 2C

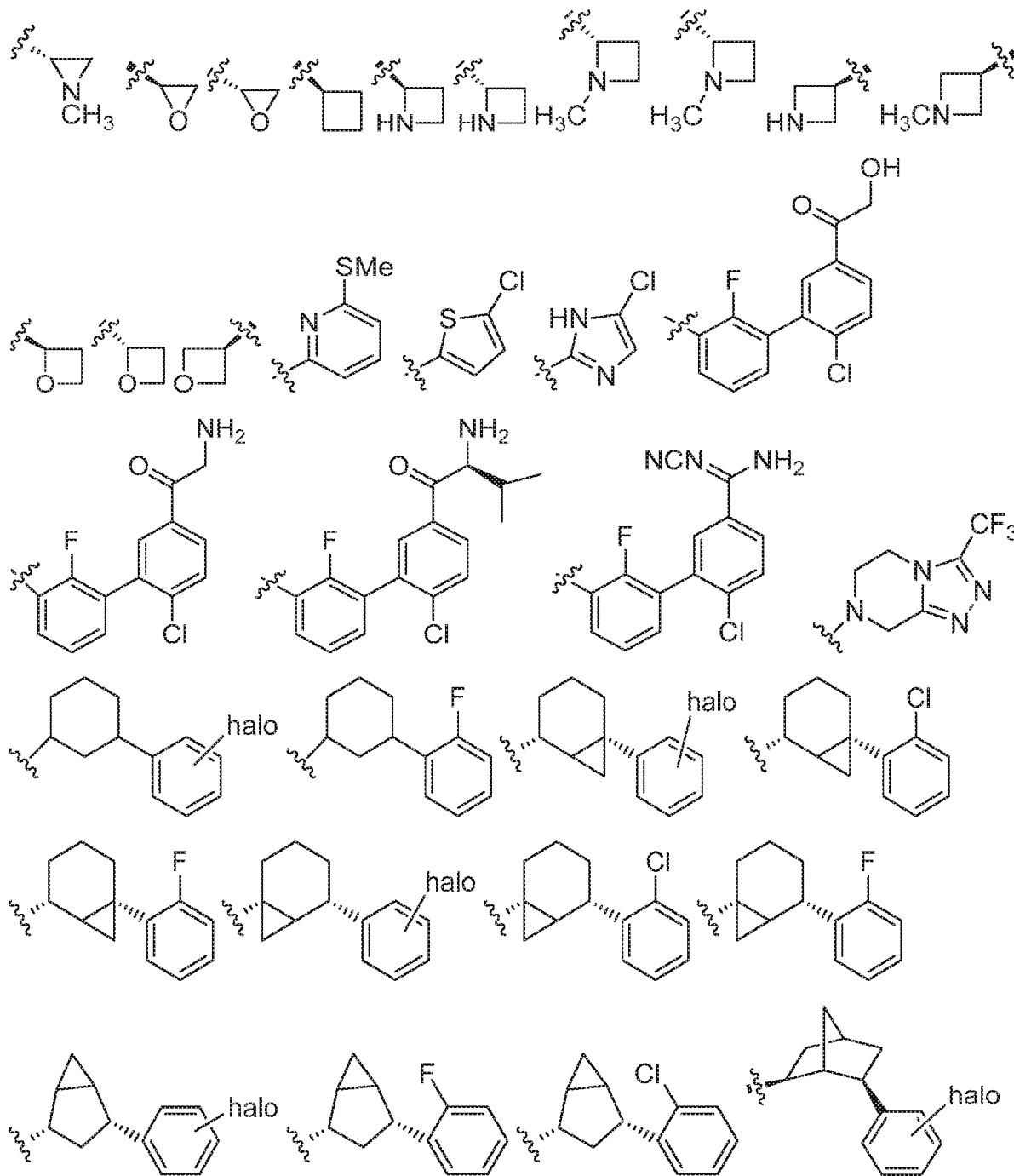


FIG. 2D

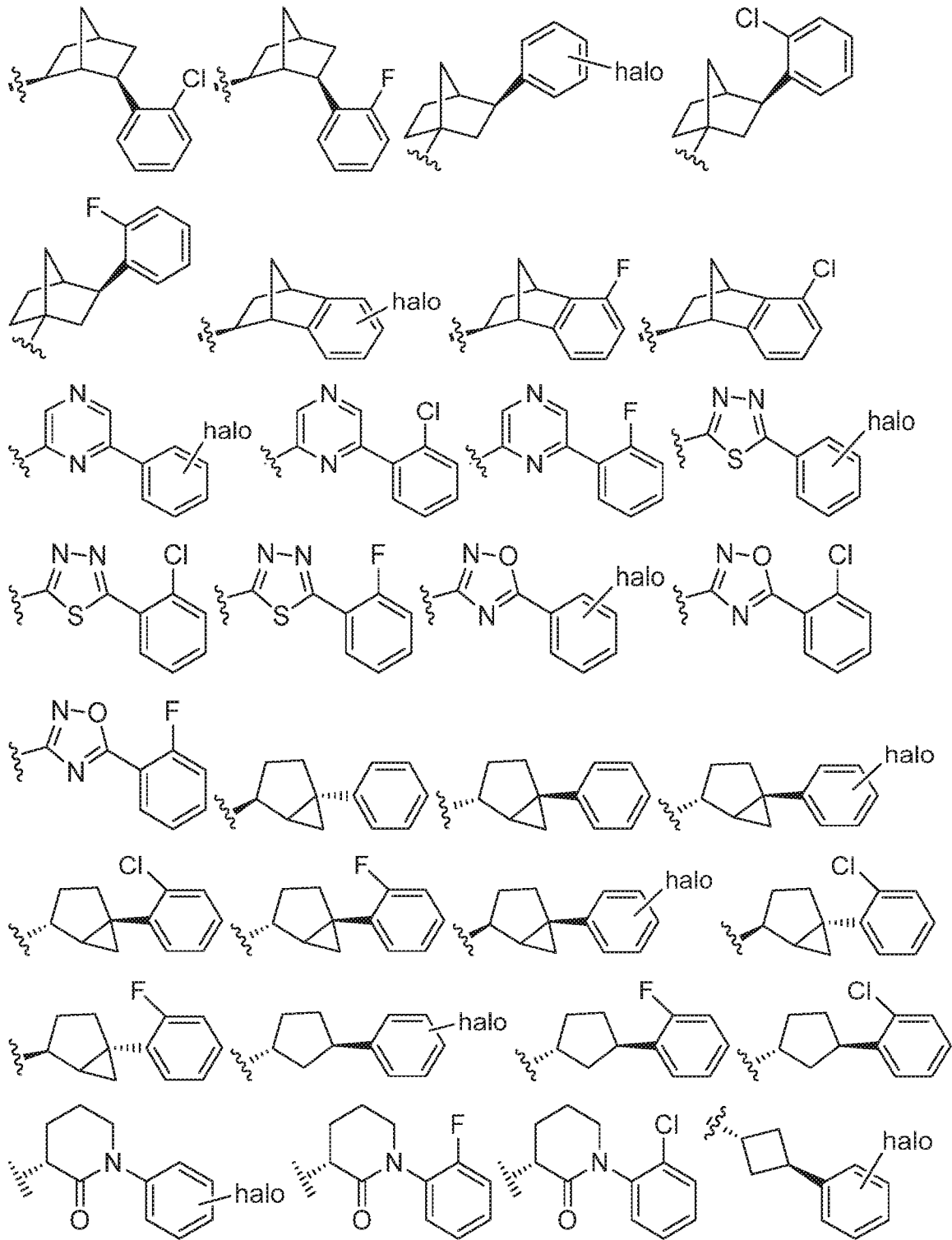


FIG. 2E

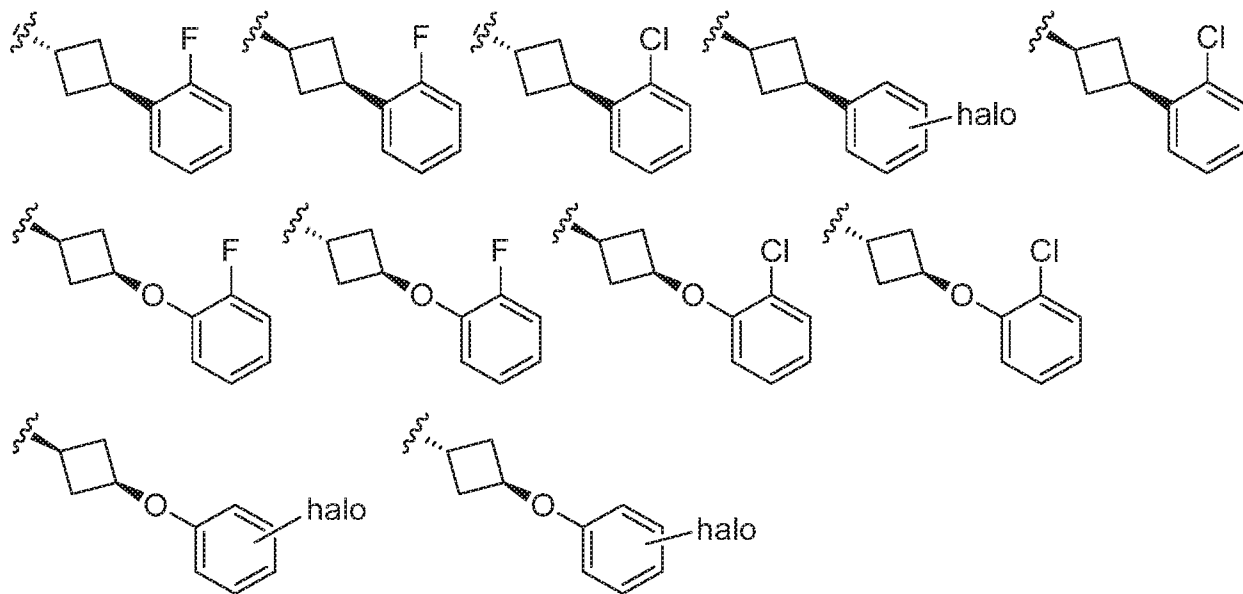


FIG. 3A

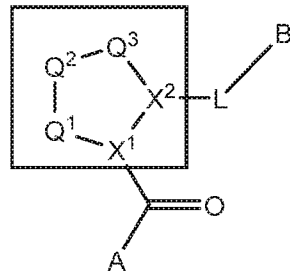


FIG. 3B

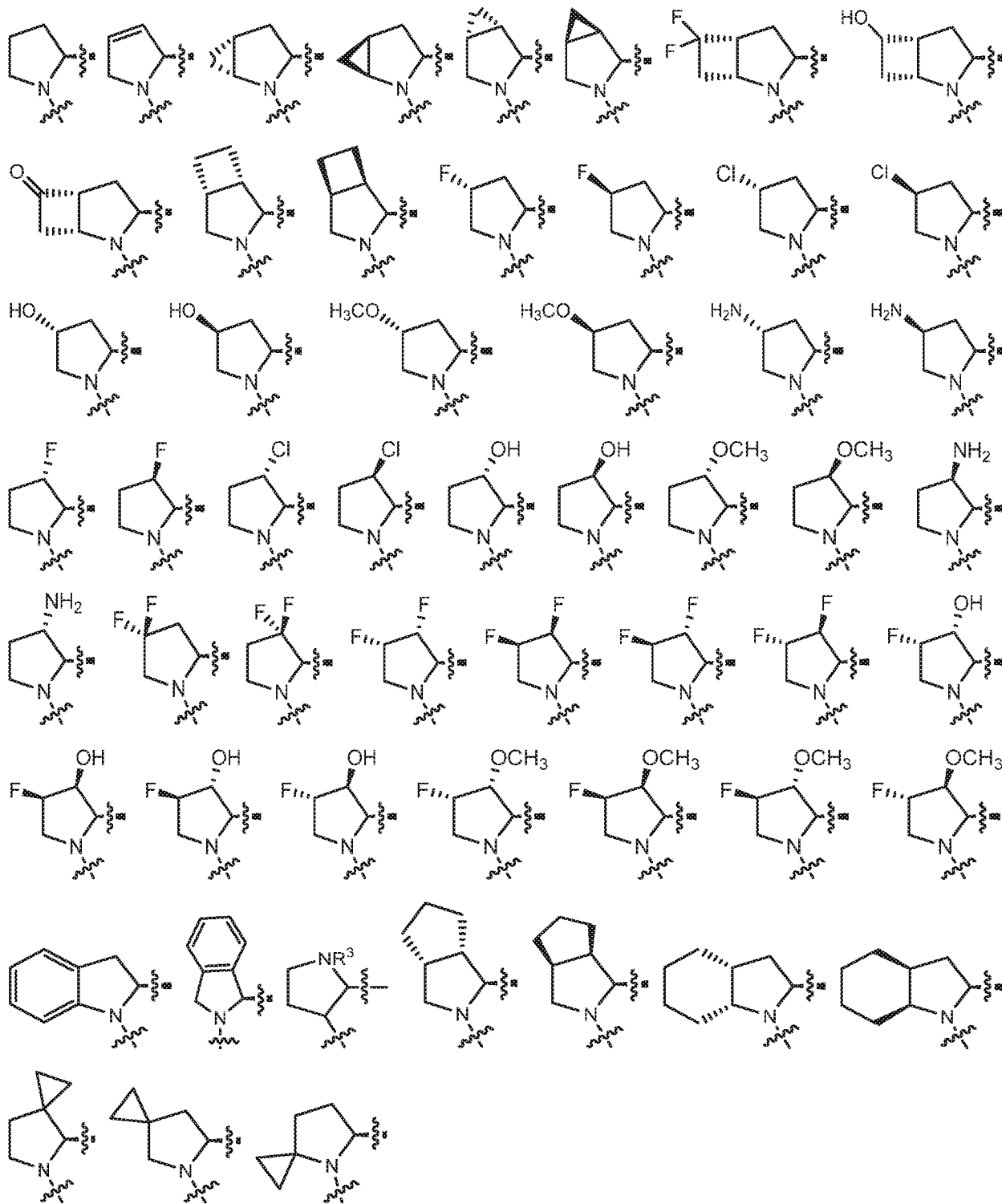


FIG. 3C

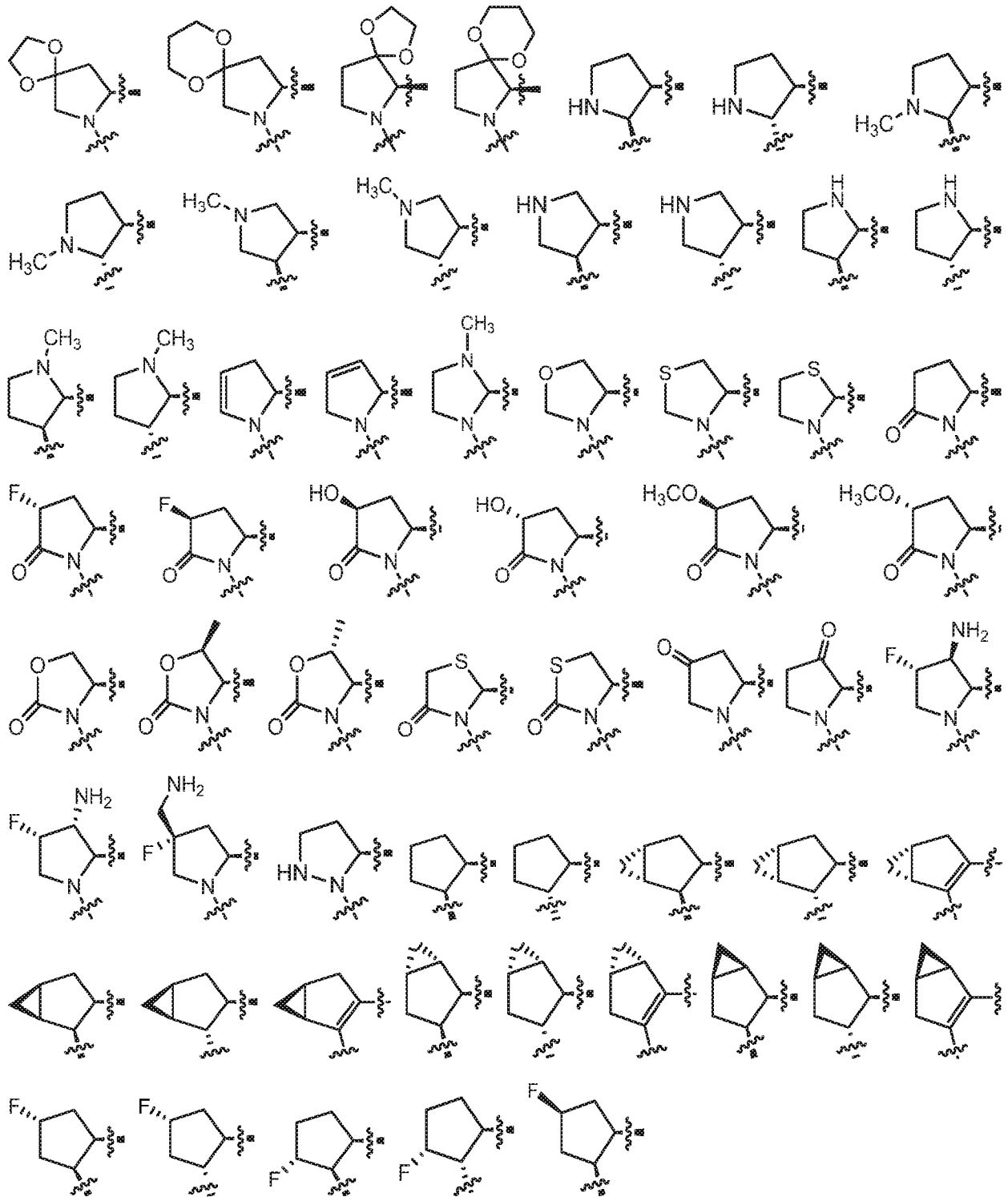


FIG. 3D

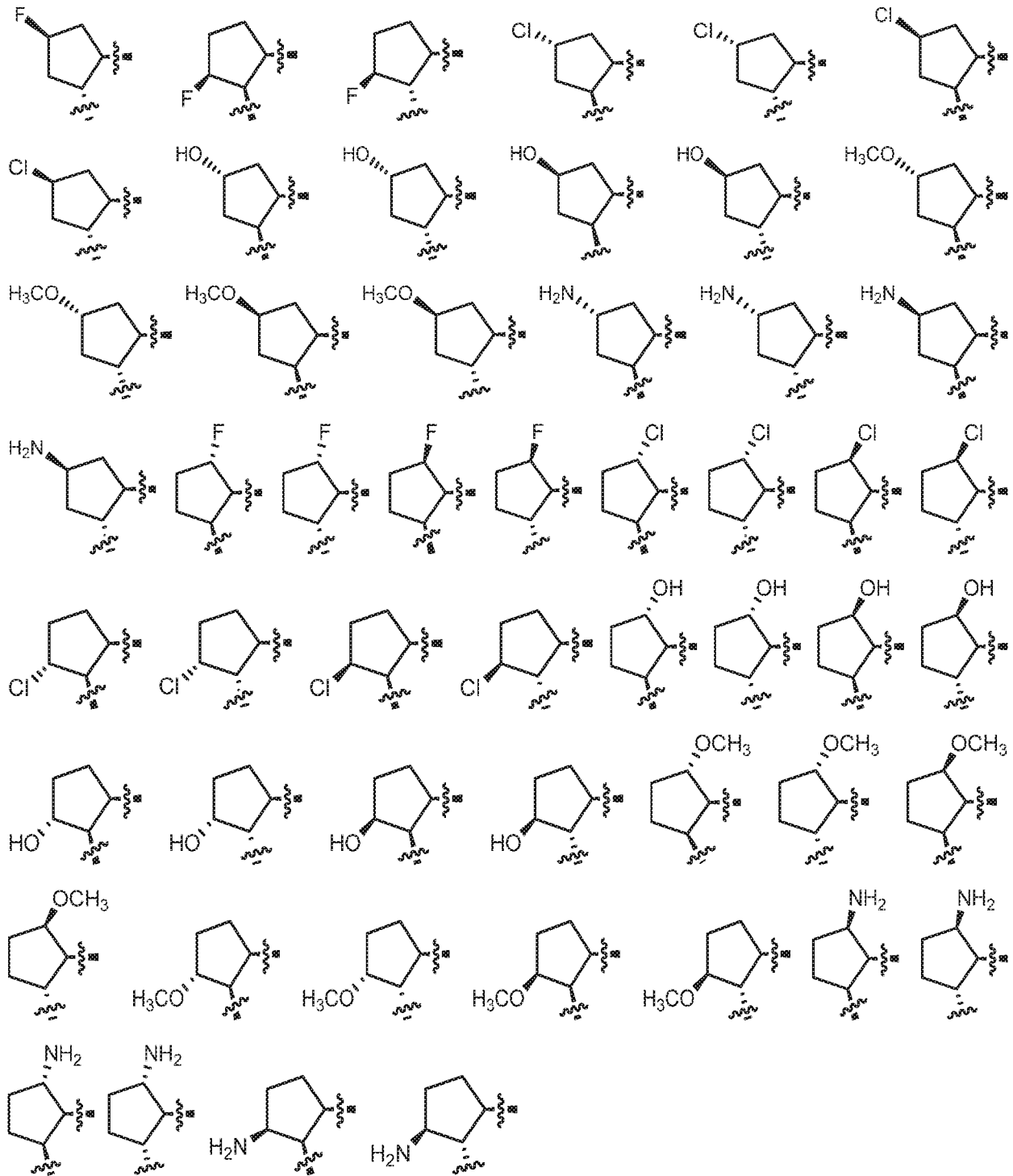


FIG. 3E

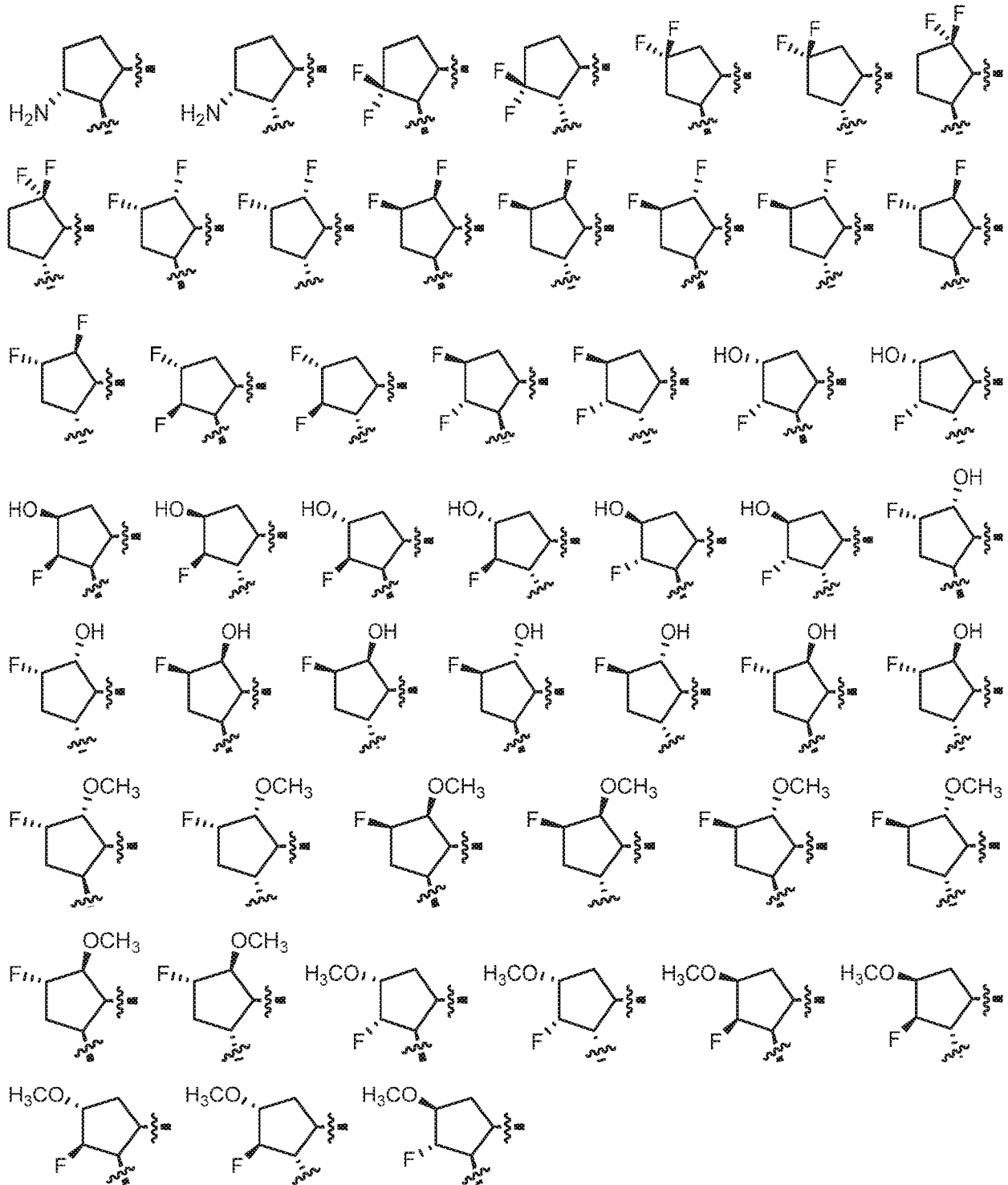


FIG. 3F

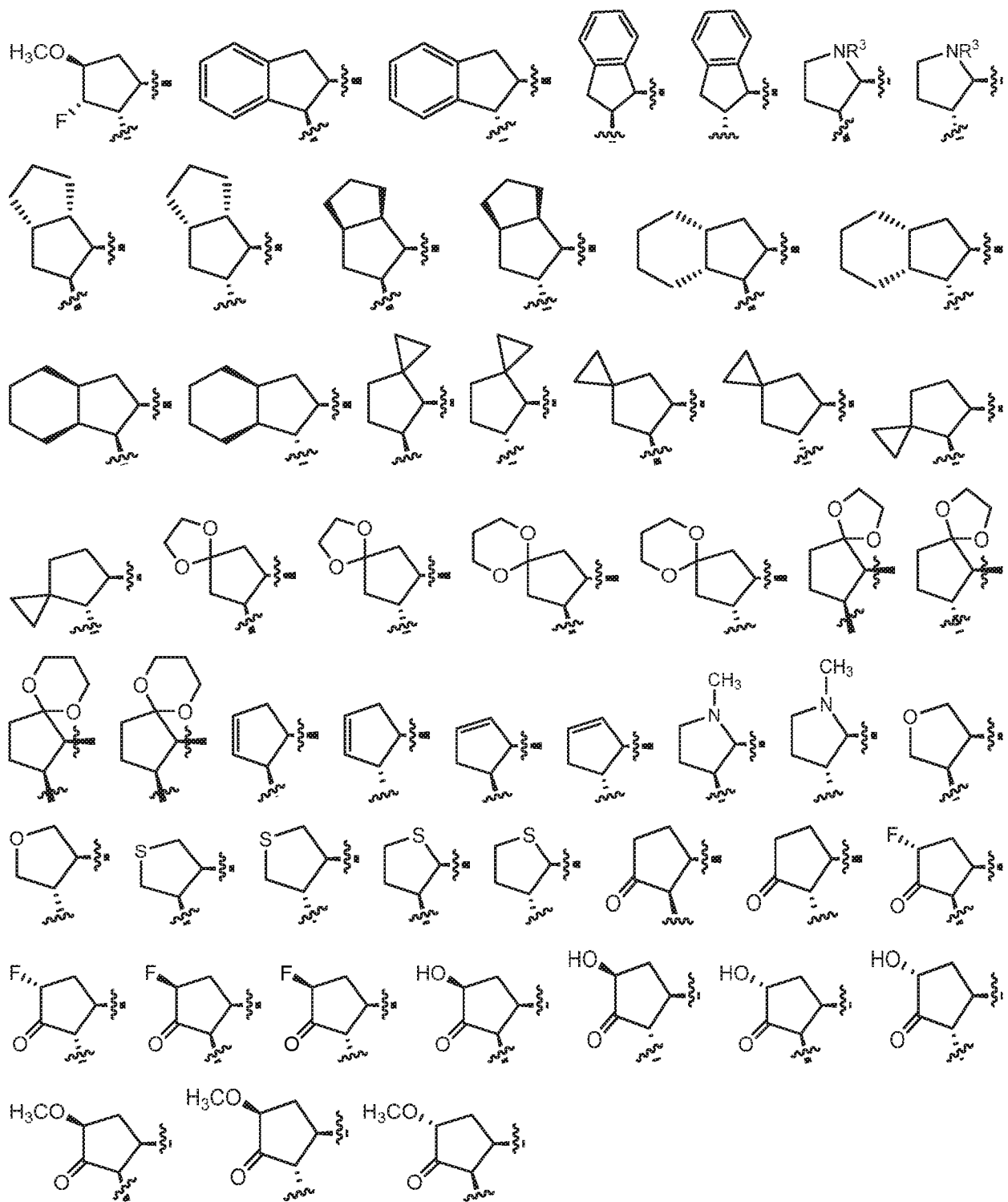


FIG. 3G

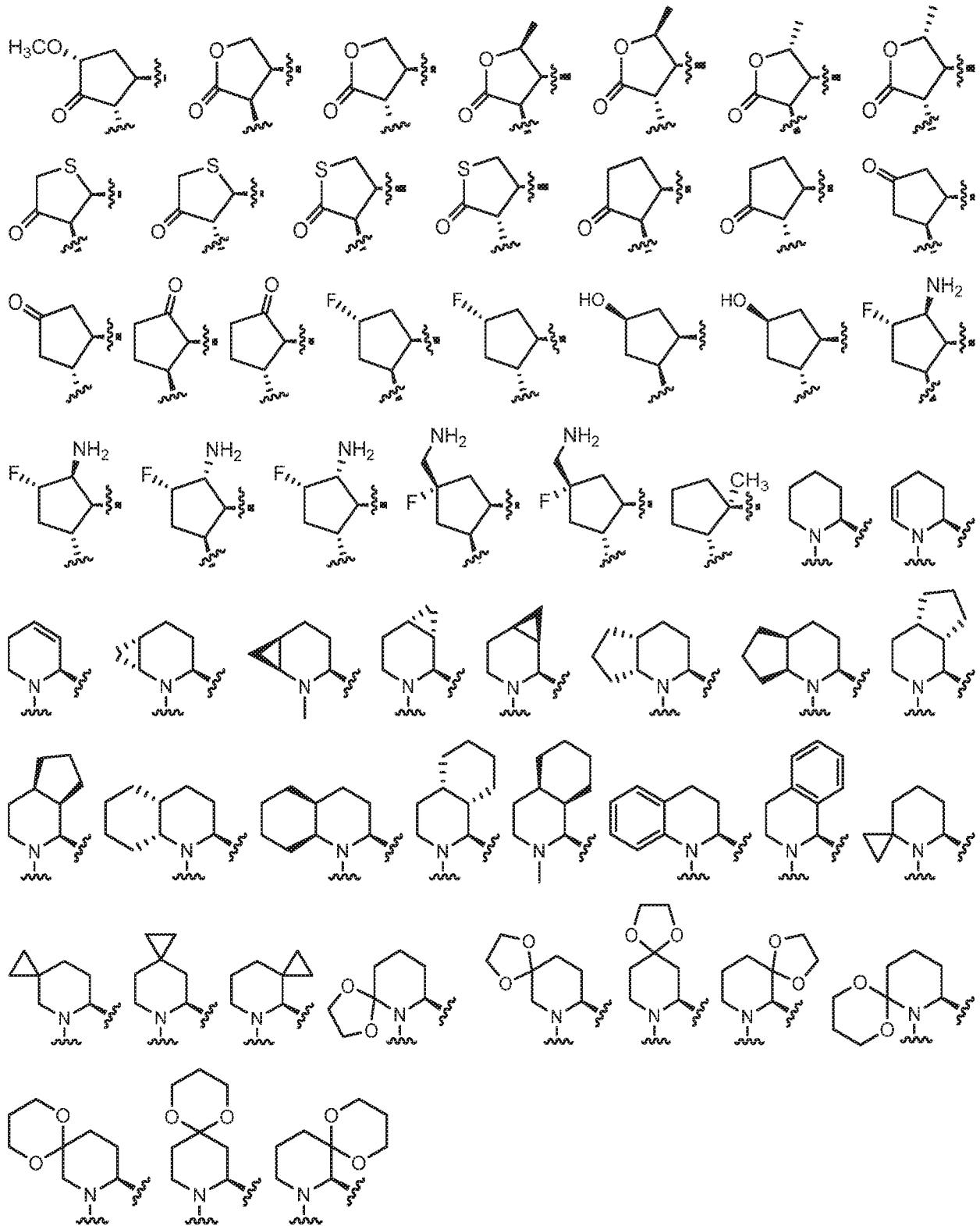


FIG. 3H

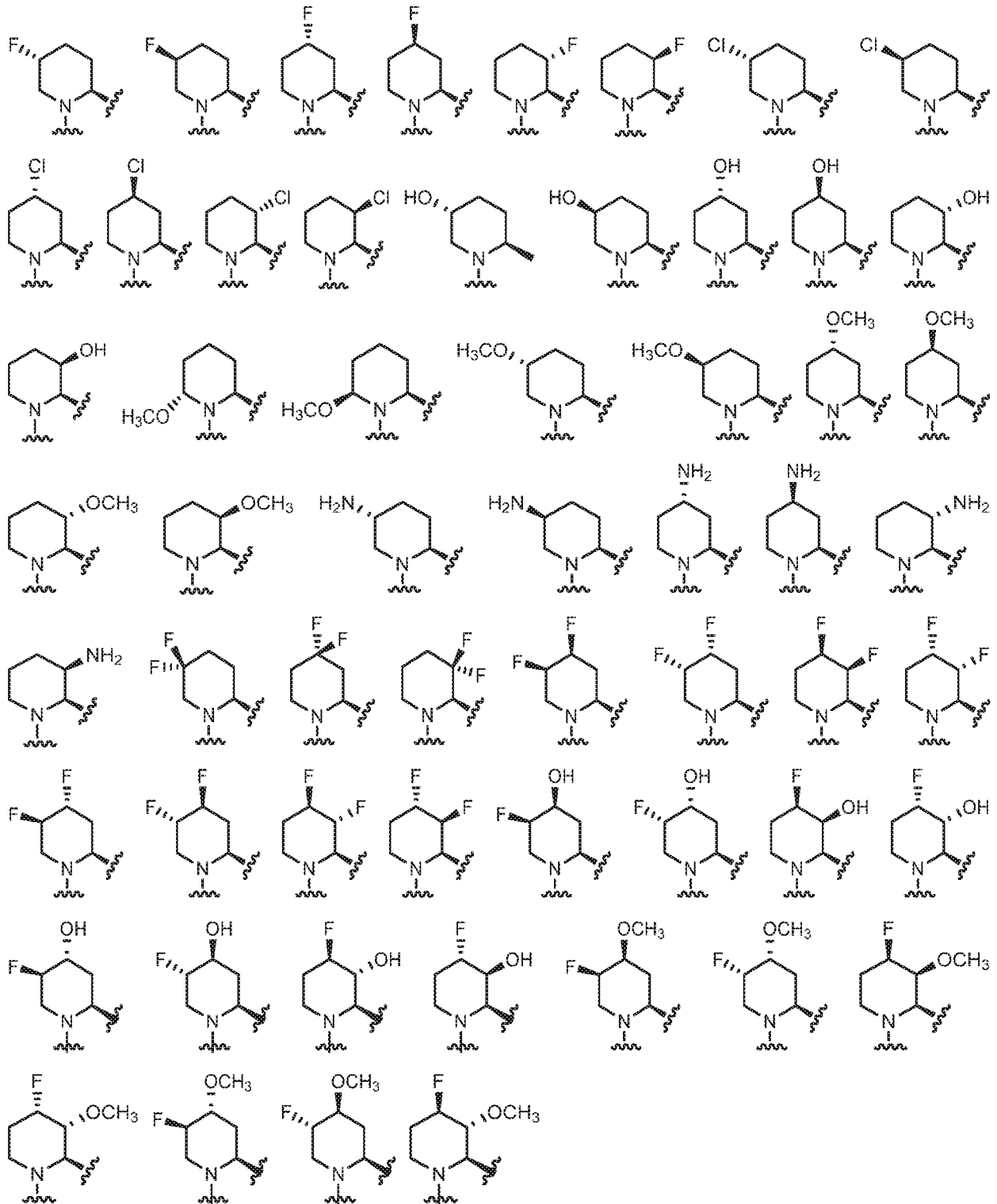


FIG. 3I

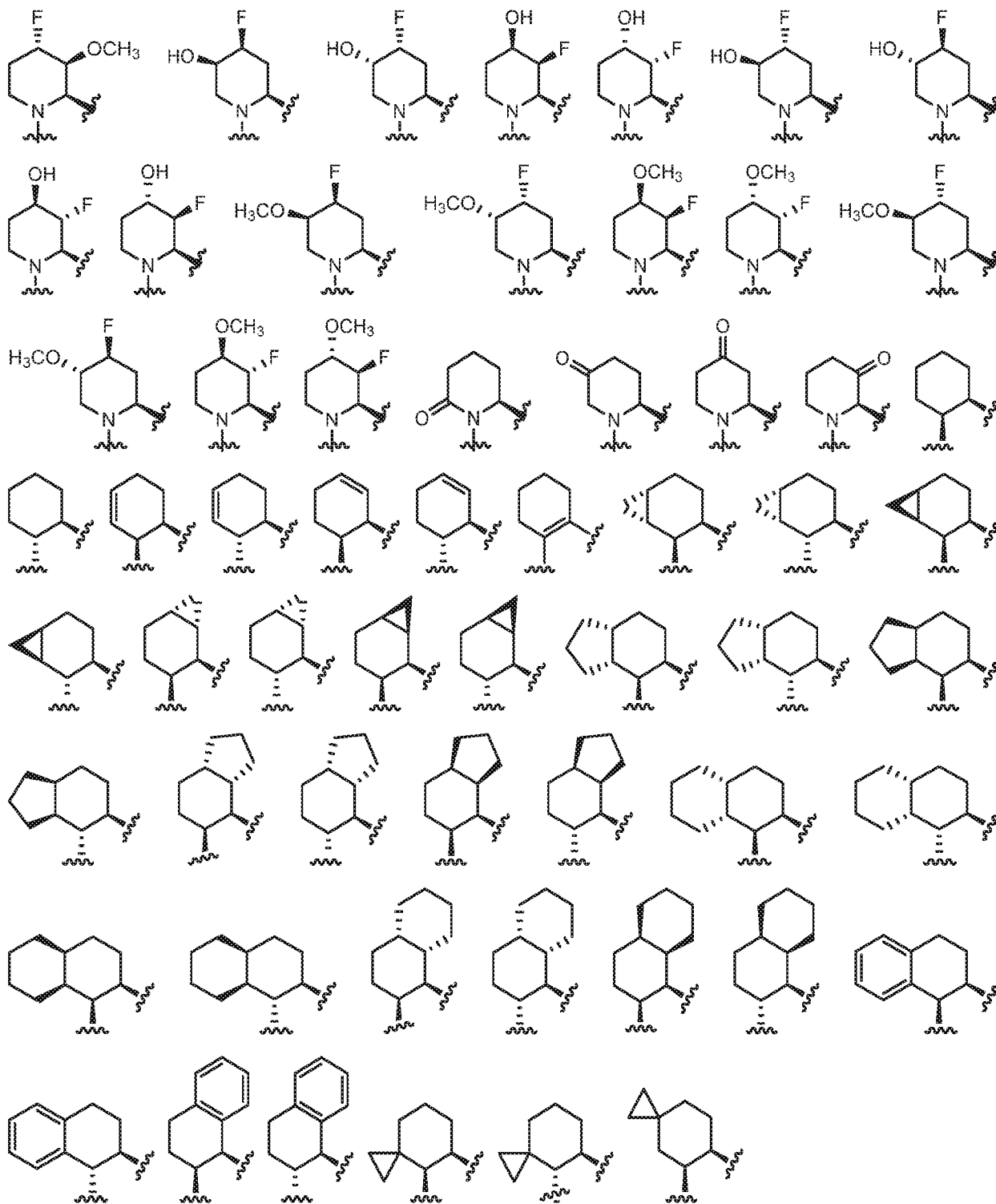


FIG. 3J

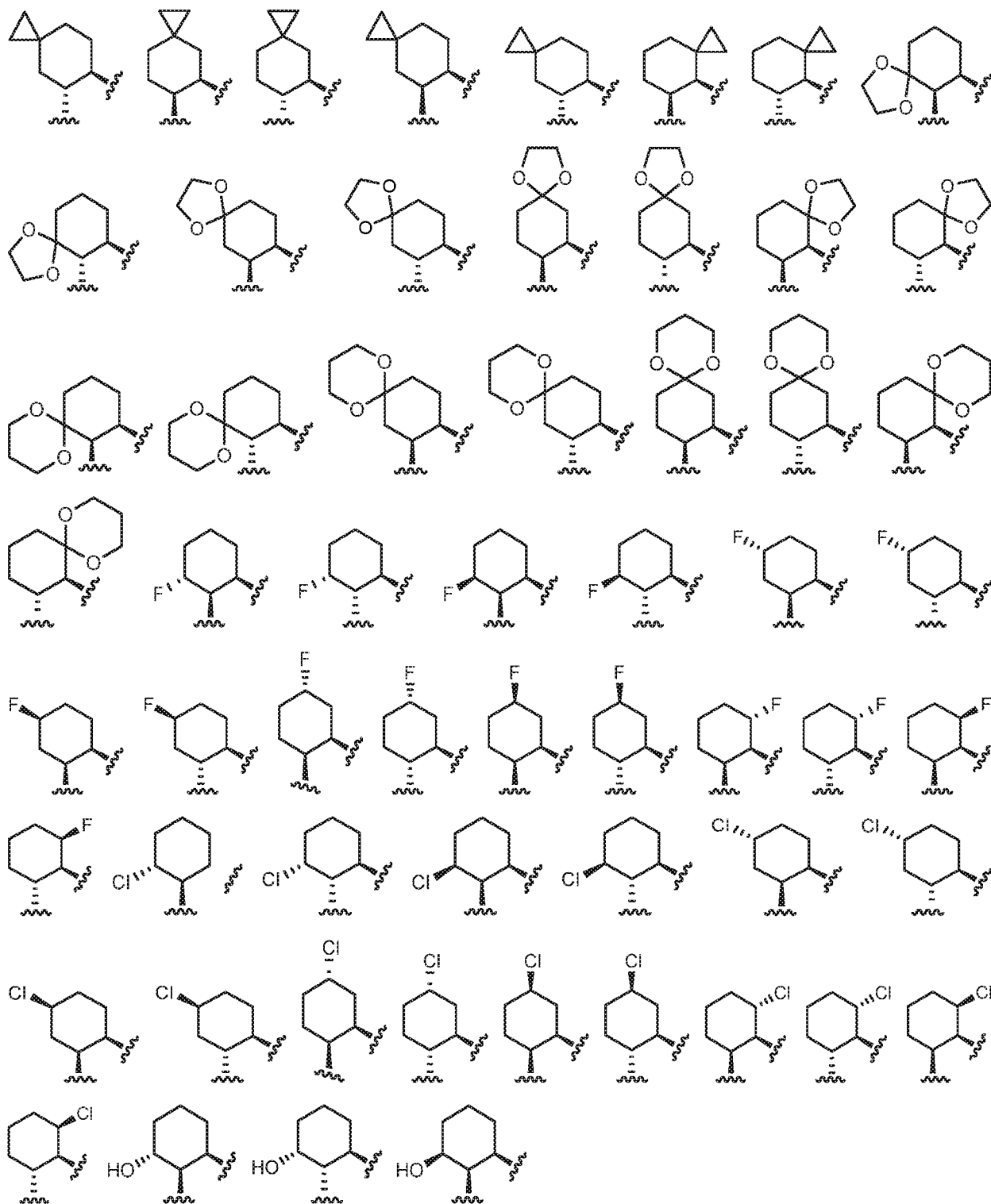


FIG. 3K

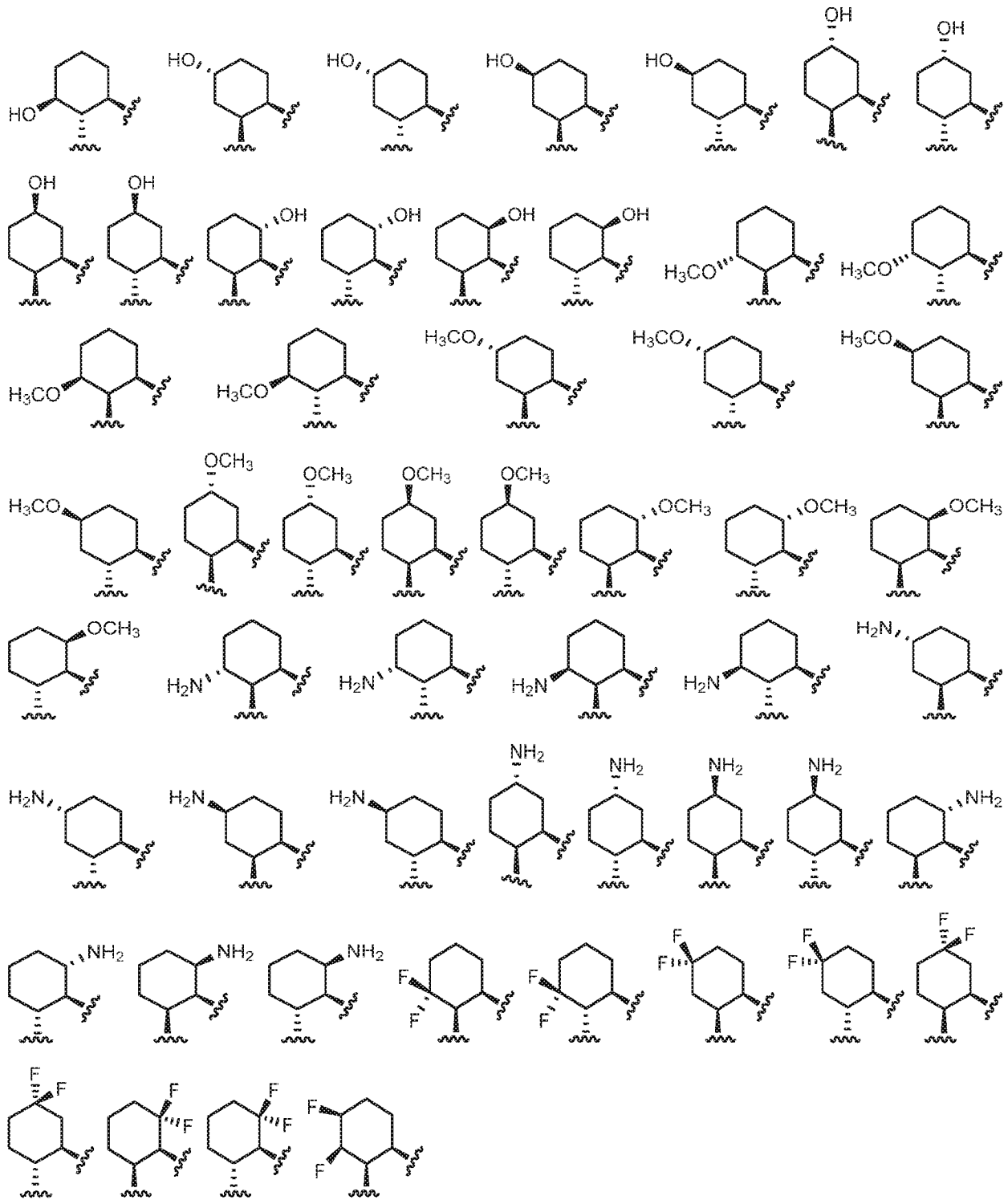


FIG. 3L

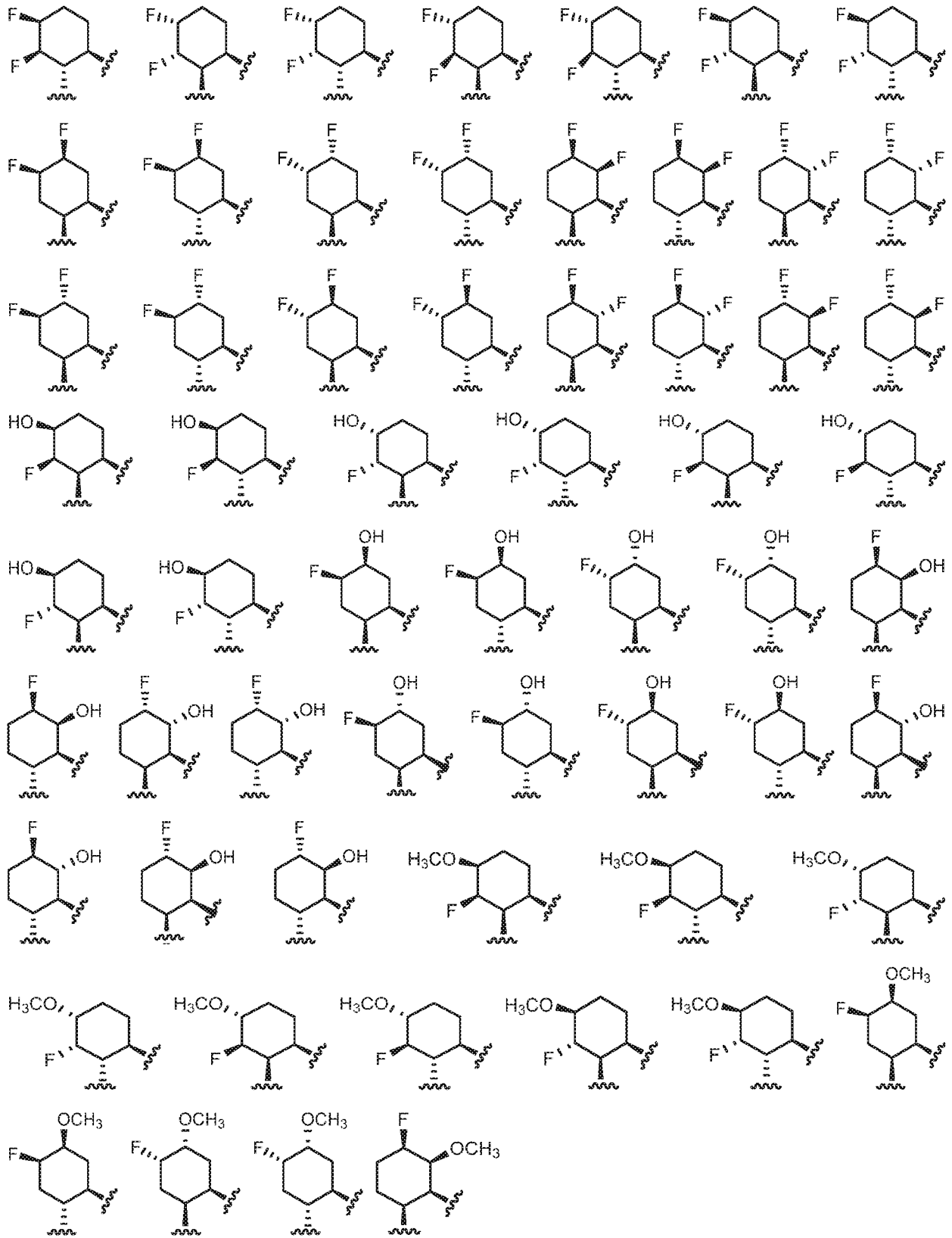


FIG. 3M

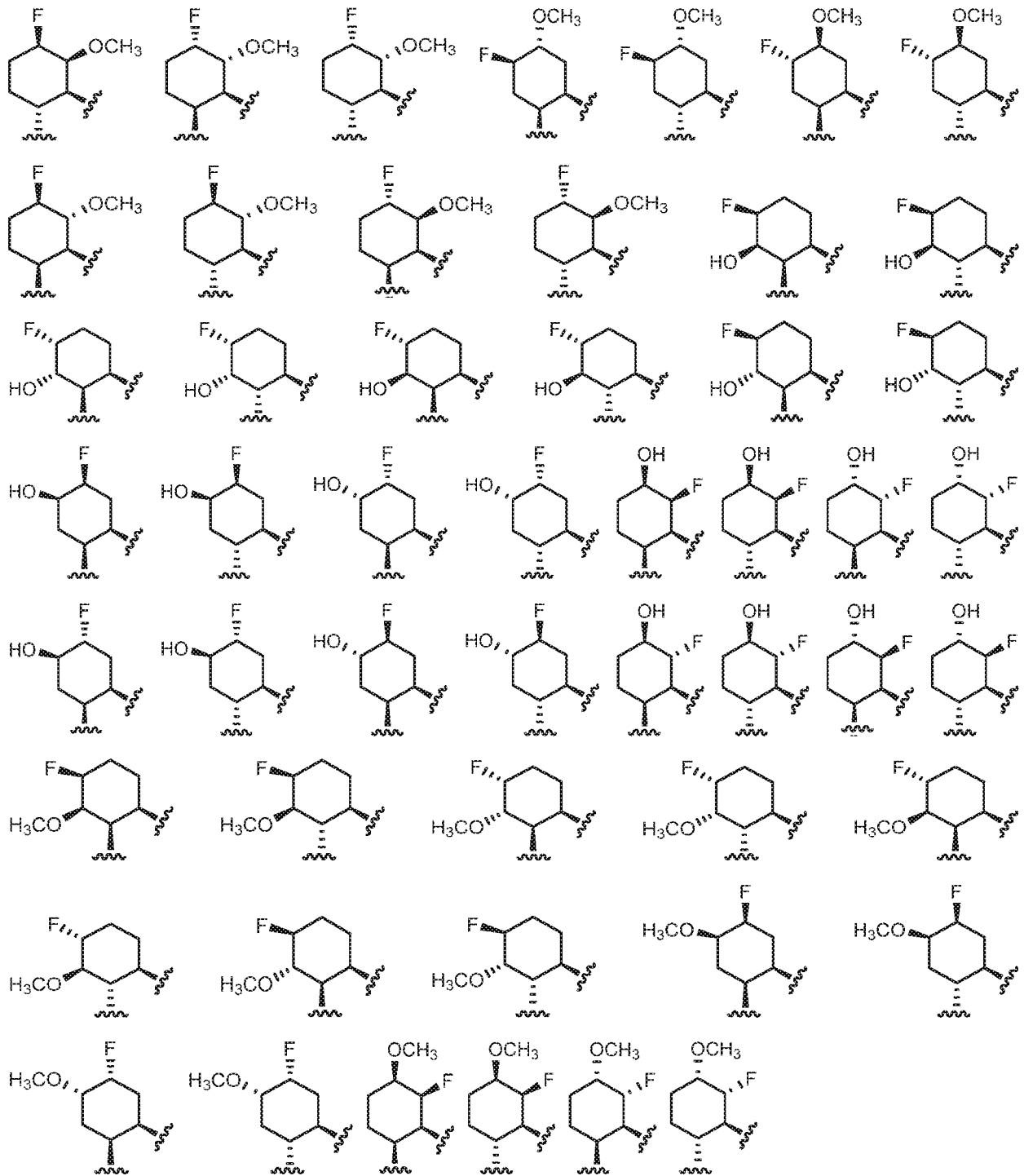


FIG. 3N

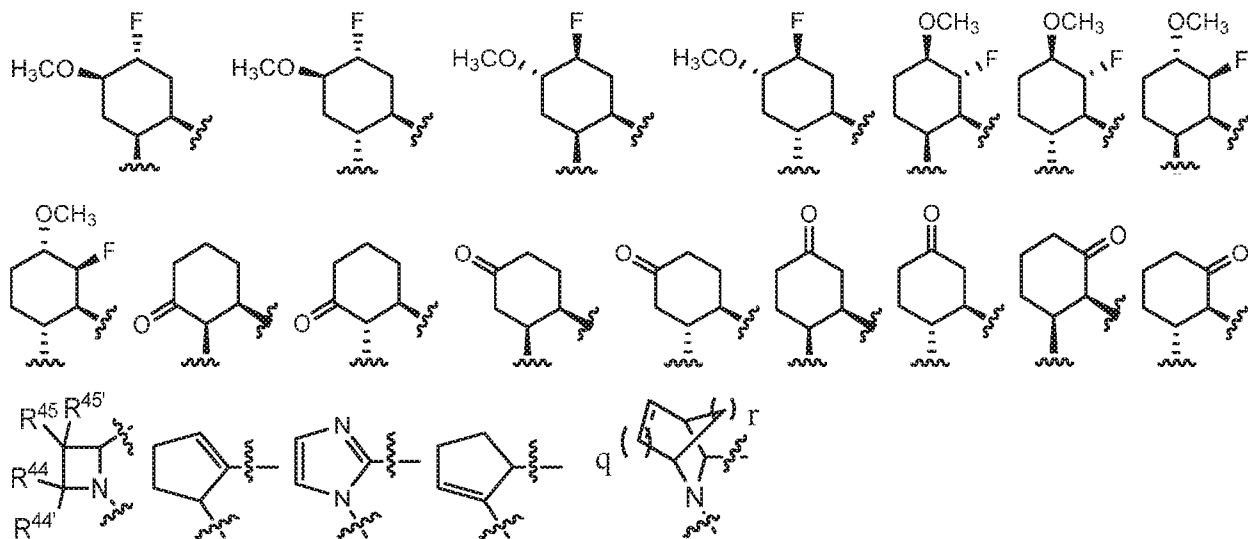


FIG. 30

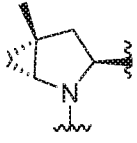


FIG. 4A

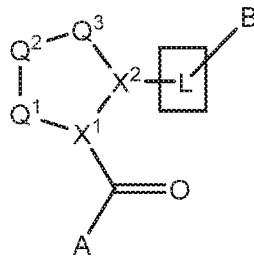


FIG. 4B

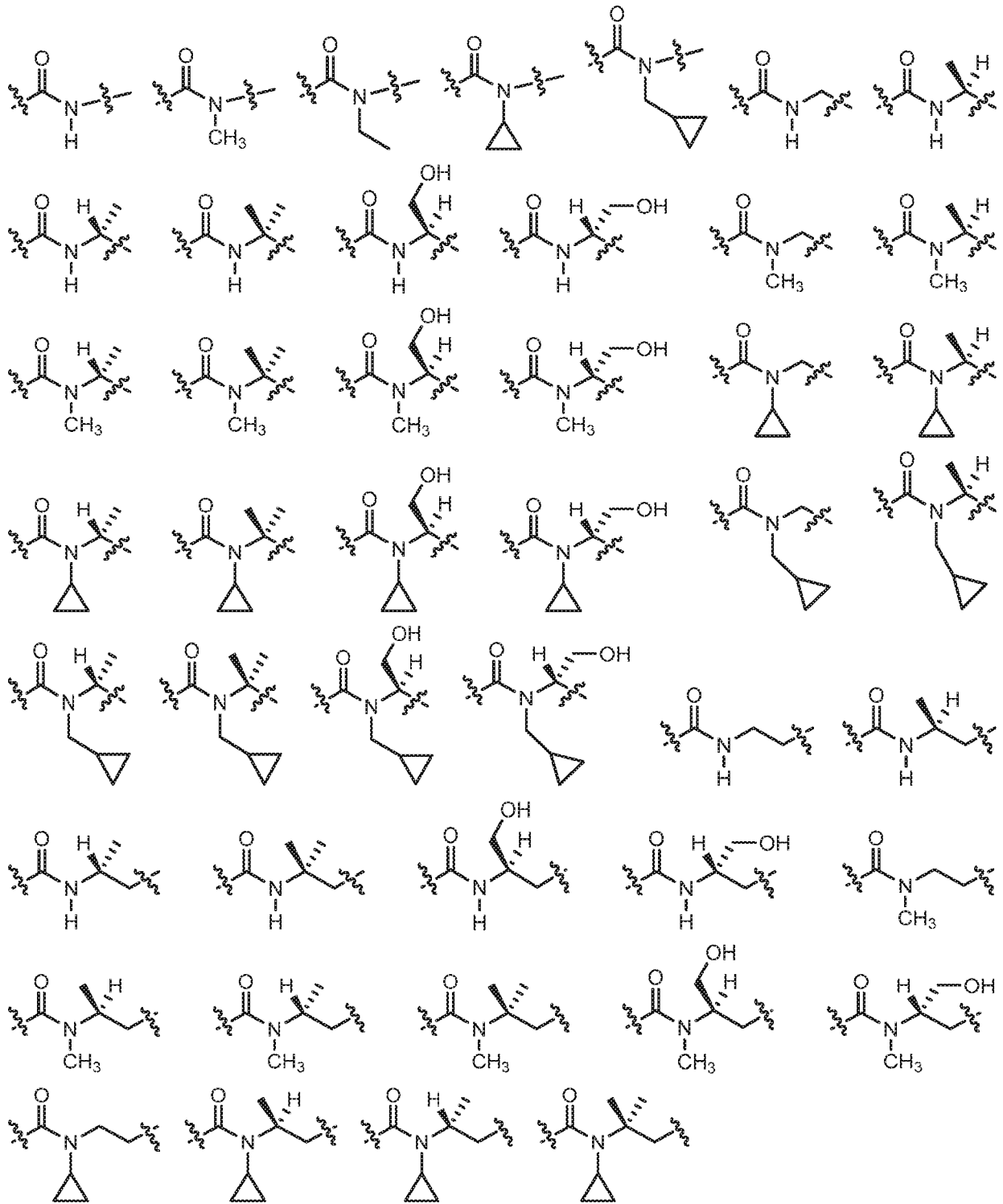


FIG. 4C

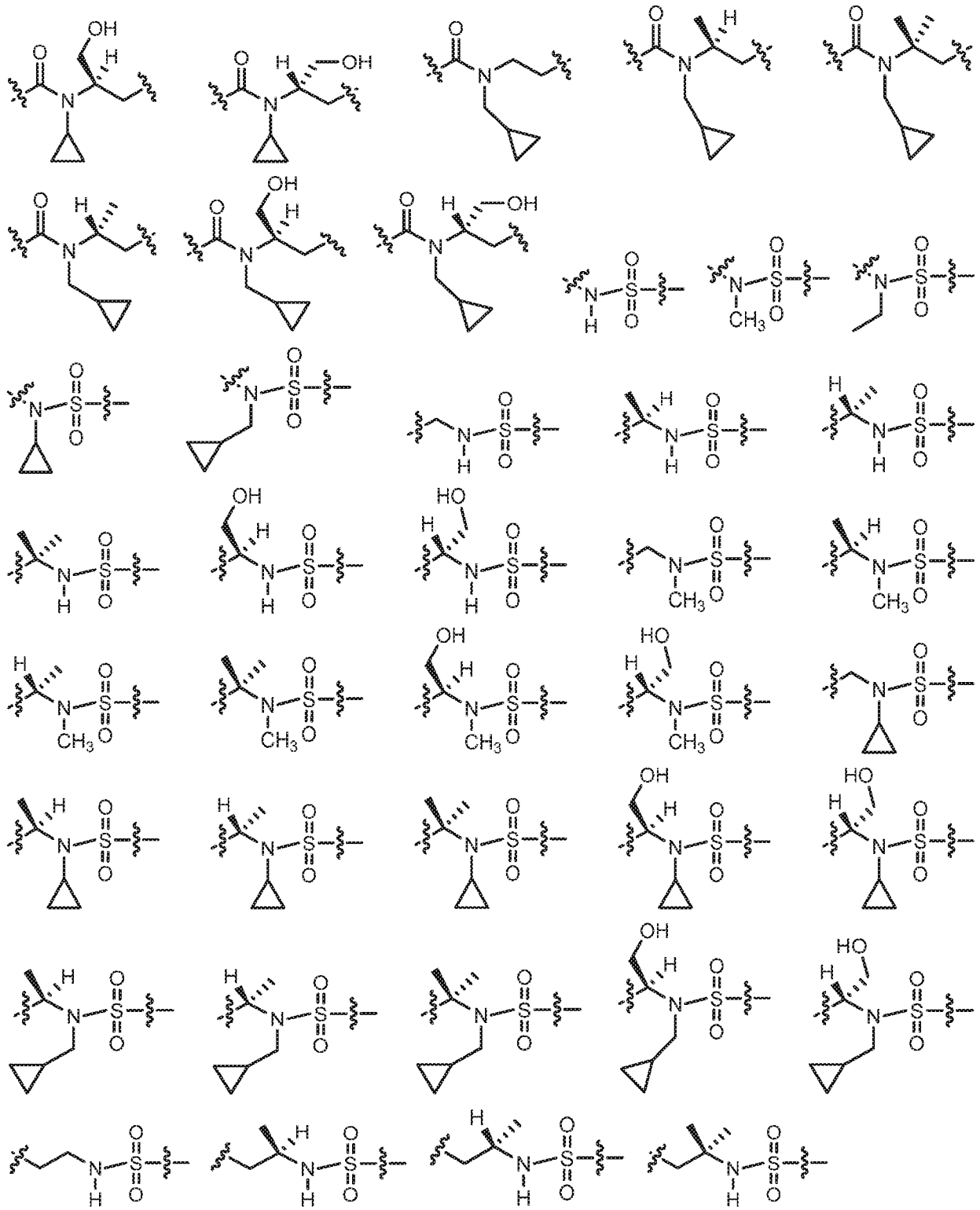


FIG. 4D

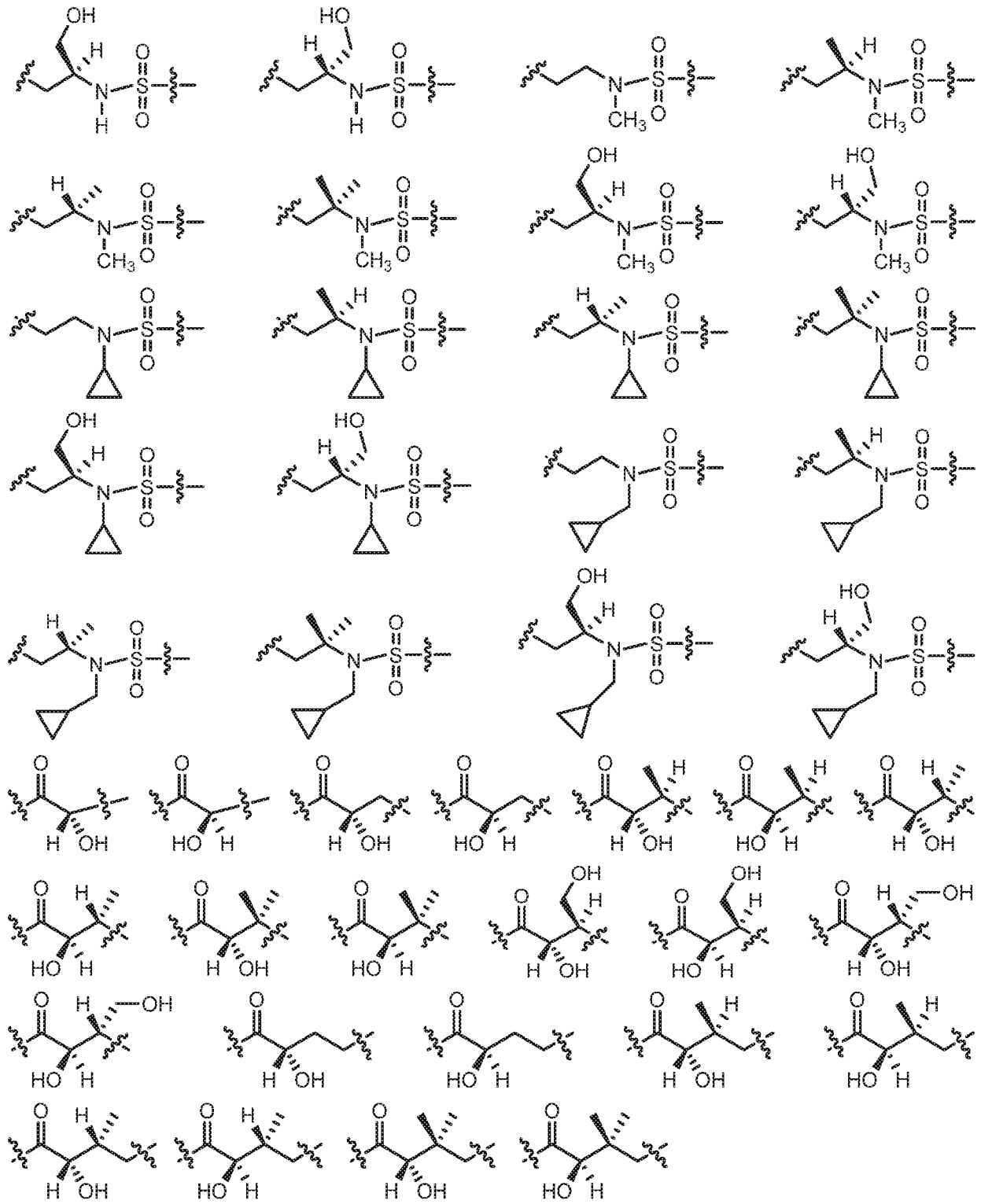


FIG. 4E

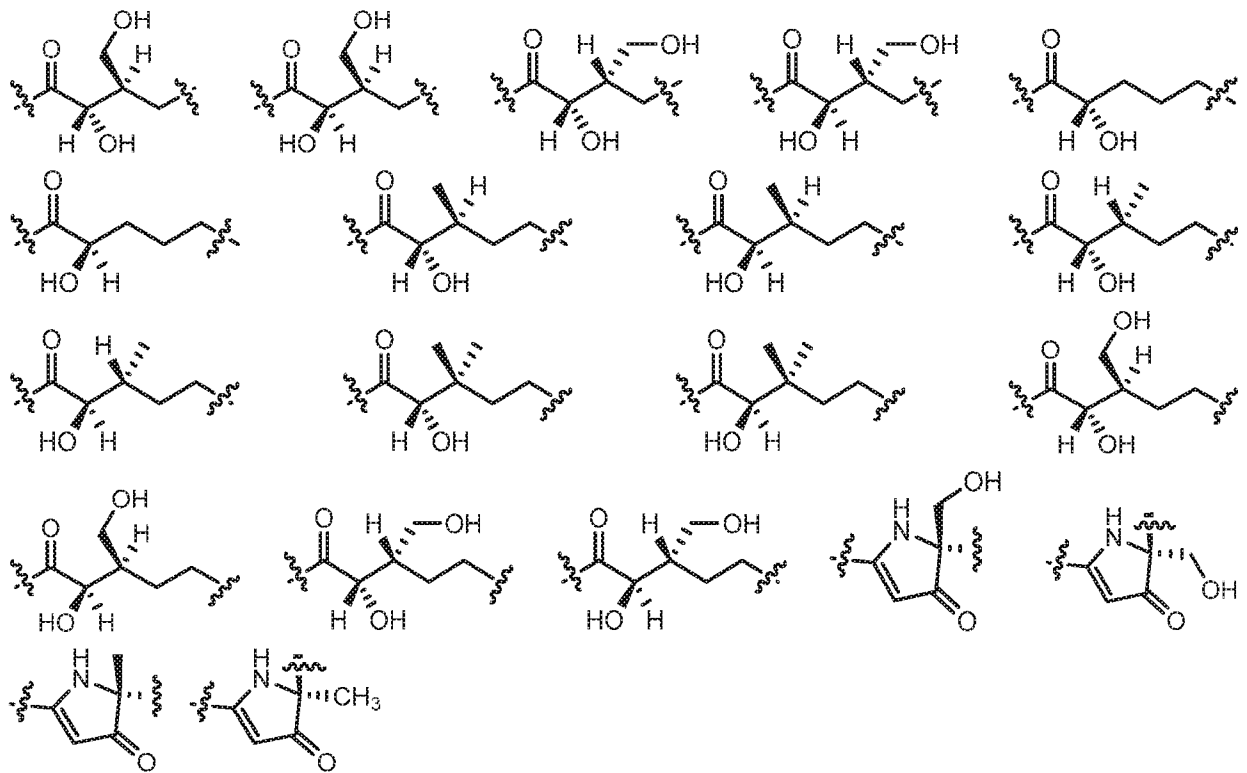


FIG. 4F

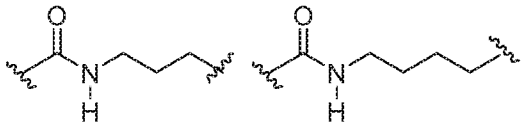


FIG. 5

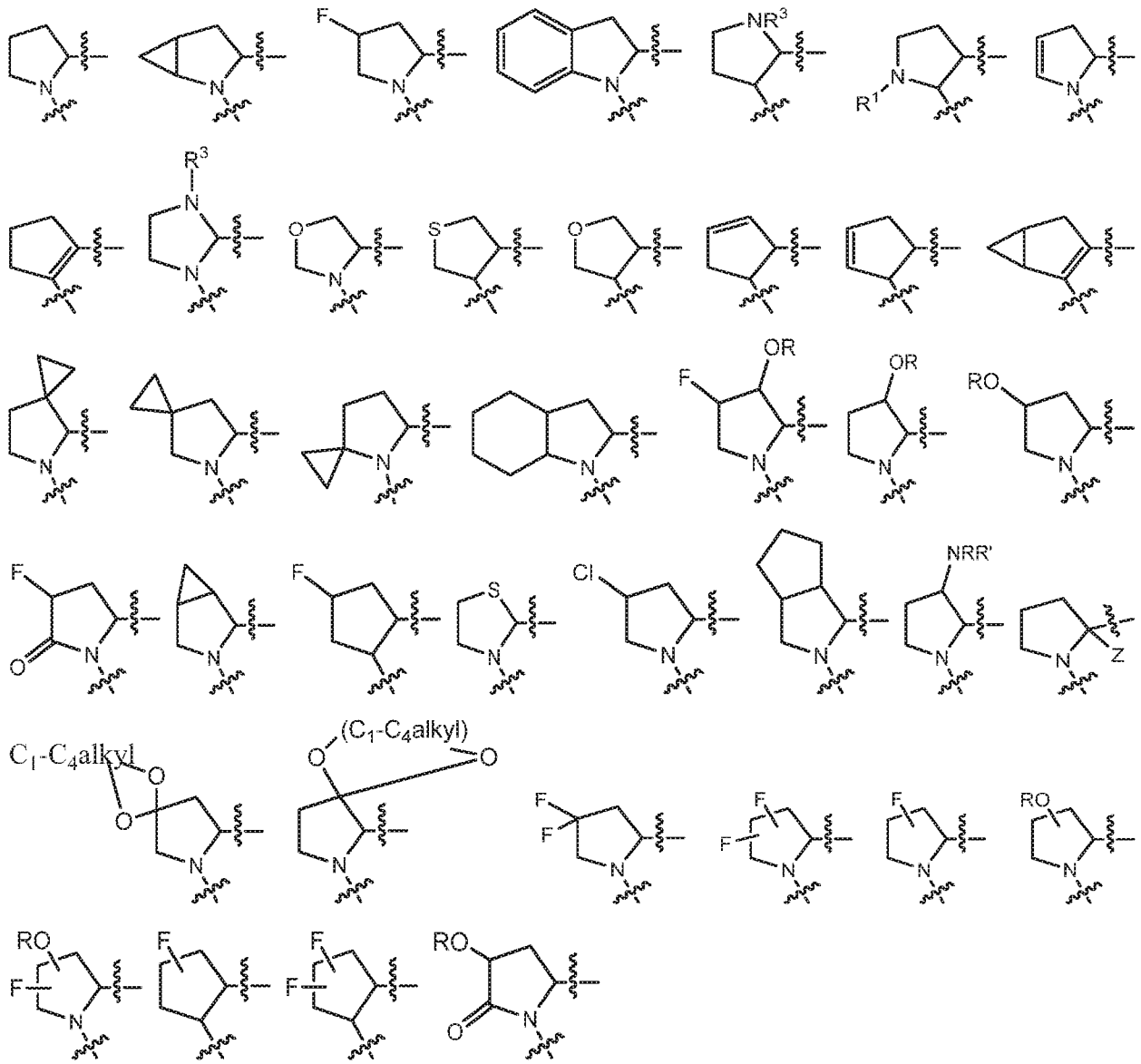


FIG. 6A

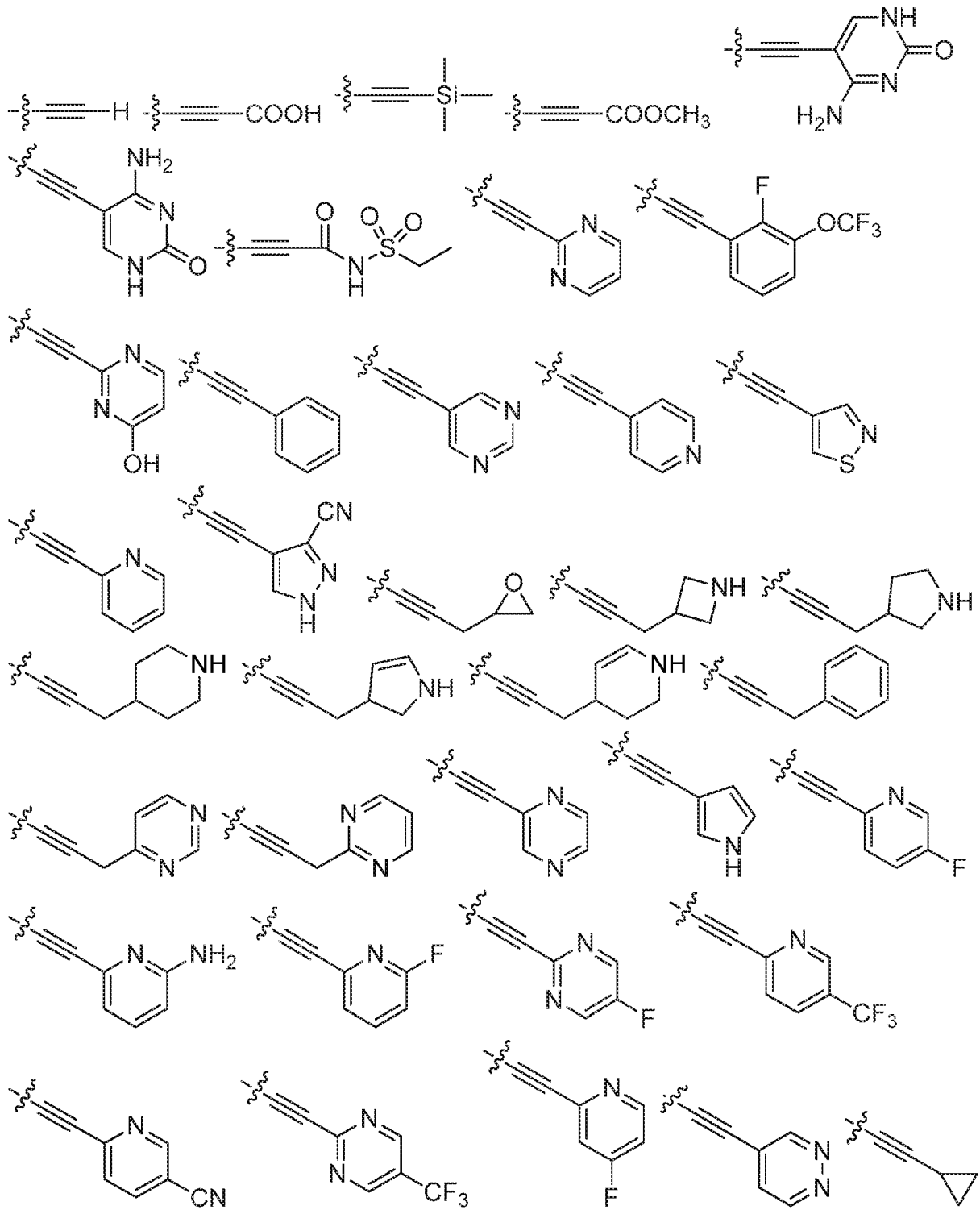


FIG. 6B

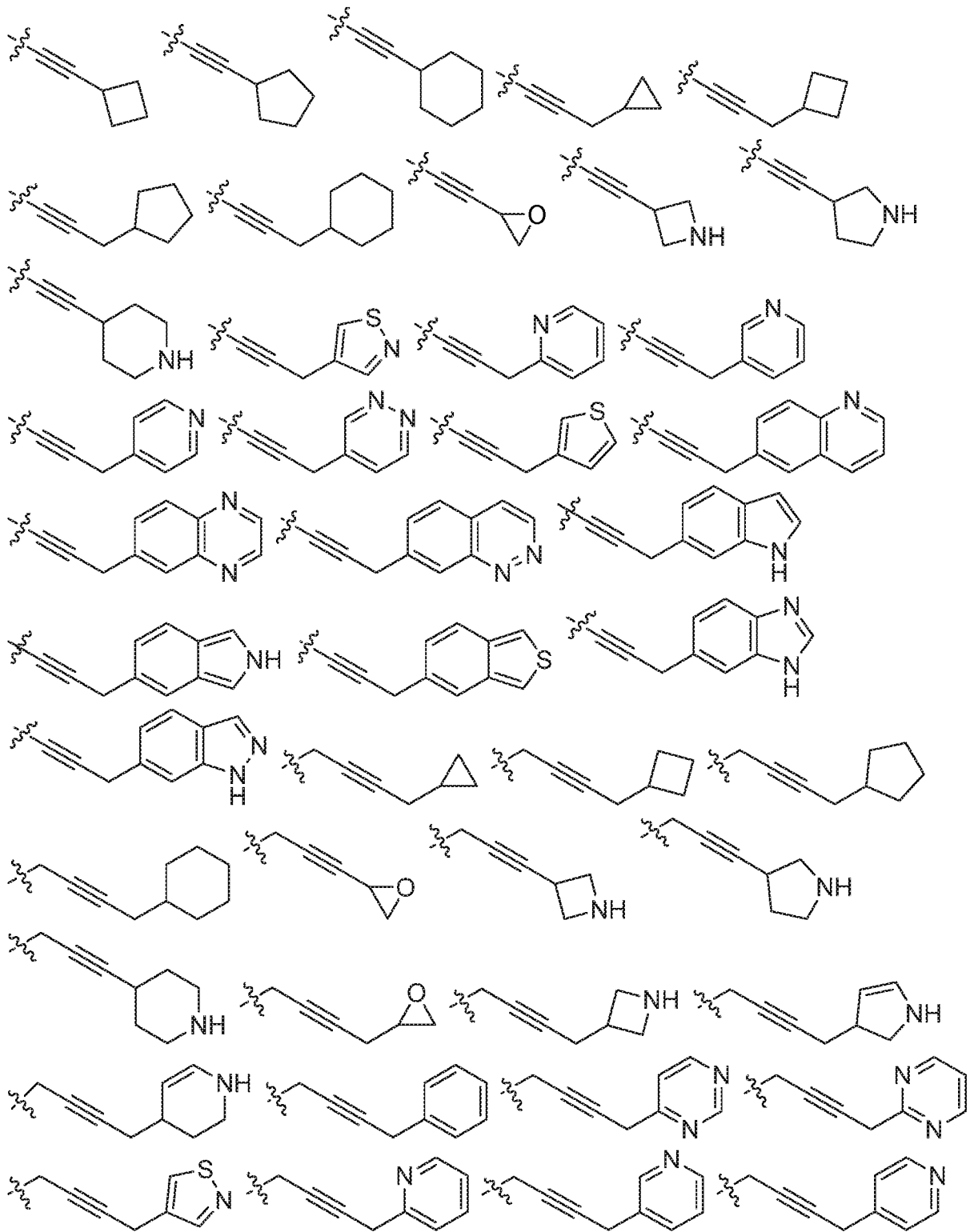


FIG. 6C

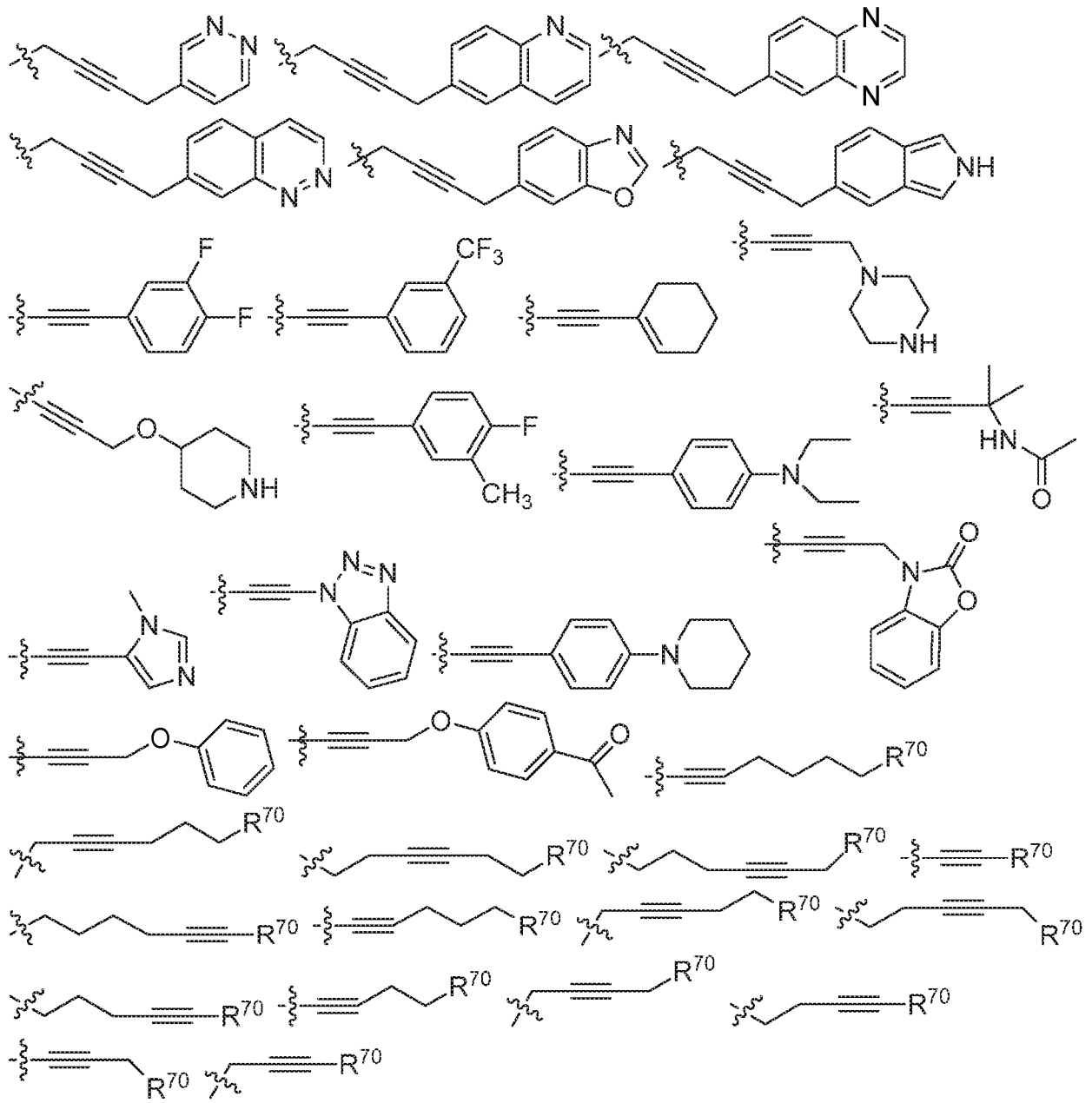


FIG. 6D

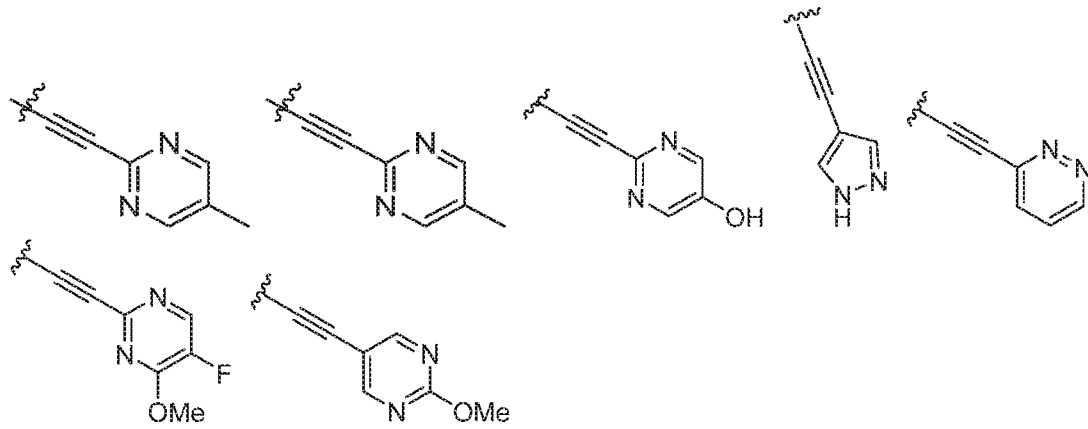


FIG. 7A

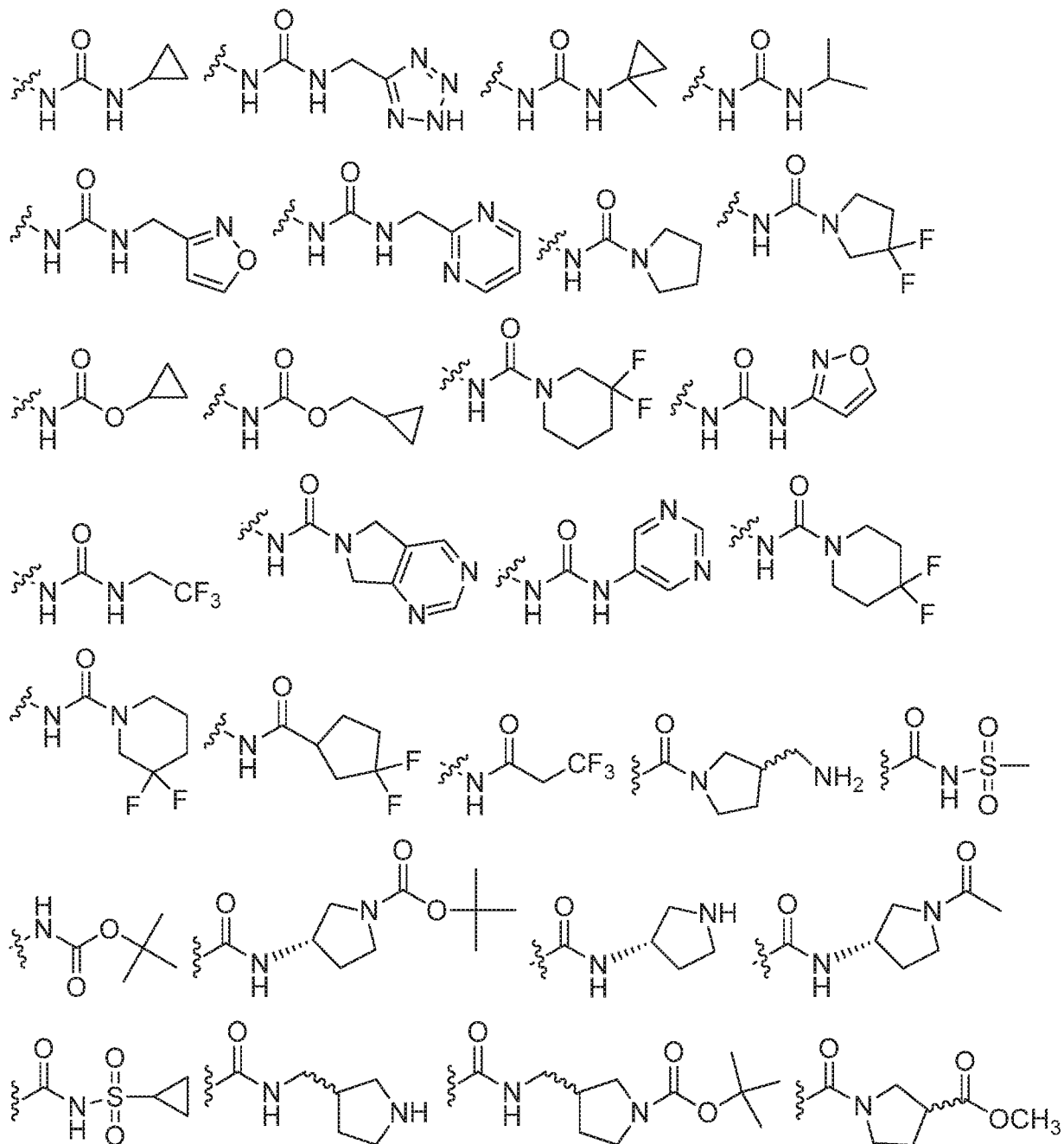


FIG. 7B

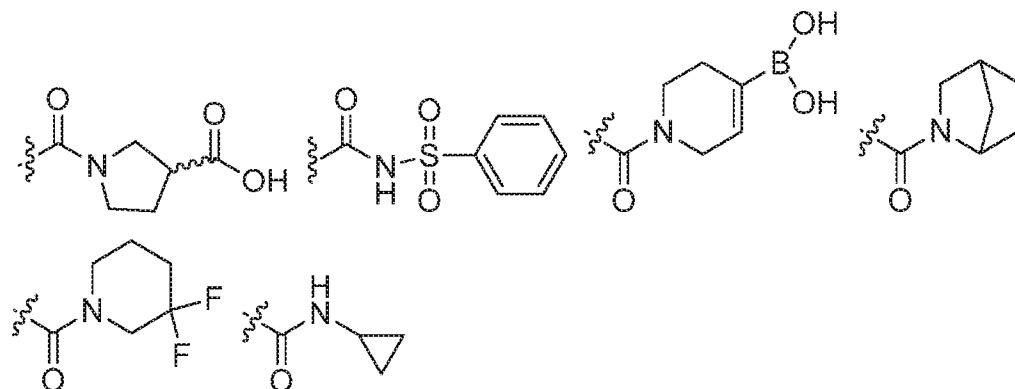


FIG. 7C

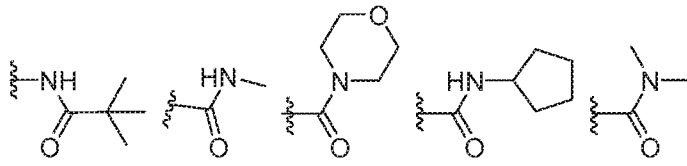


FIG. 8A

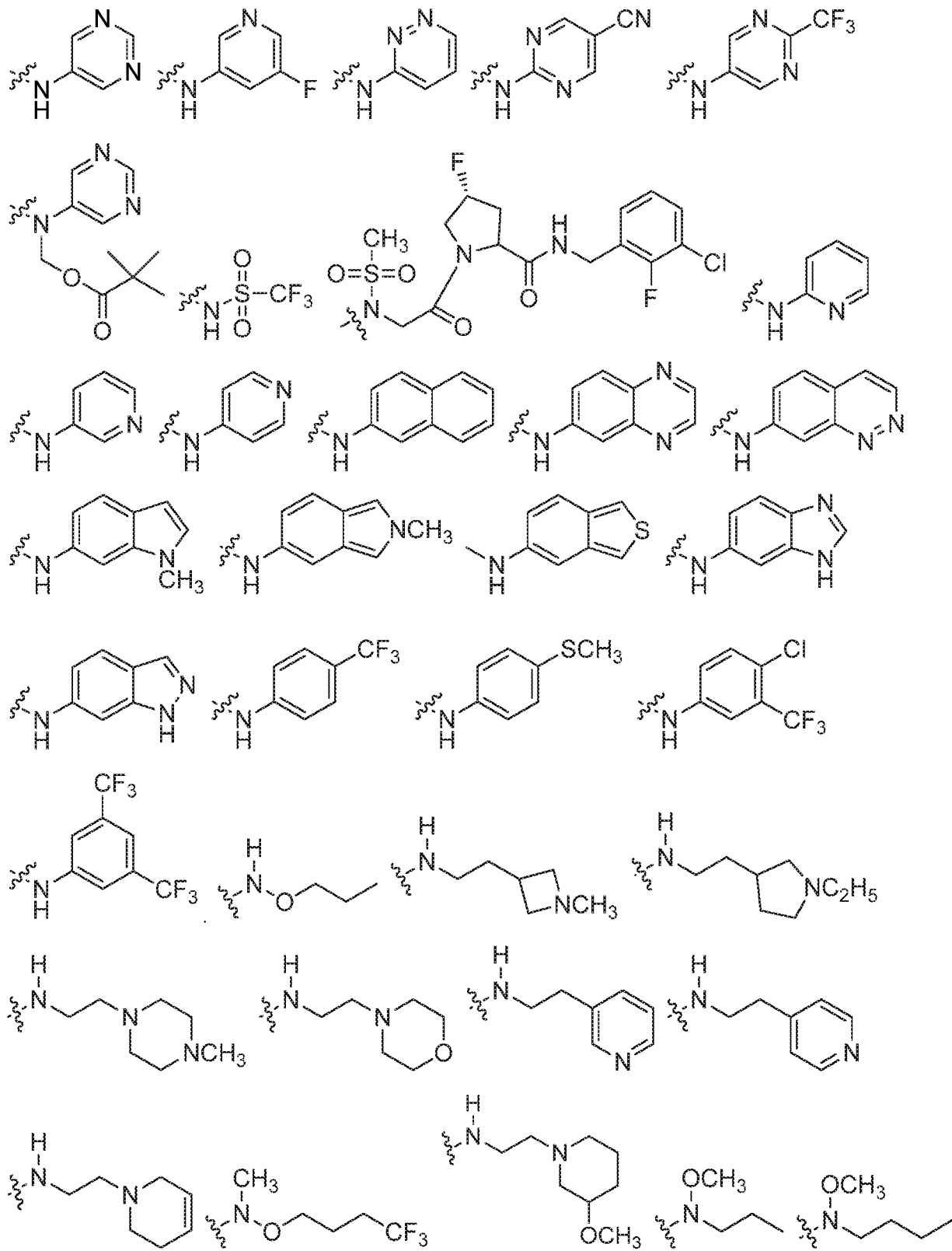


FIG. 8B

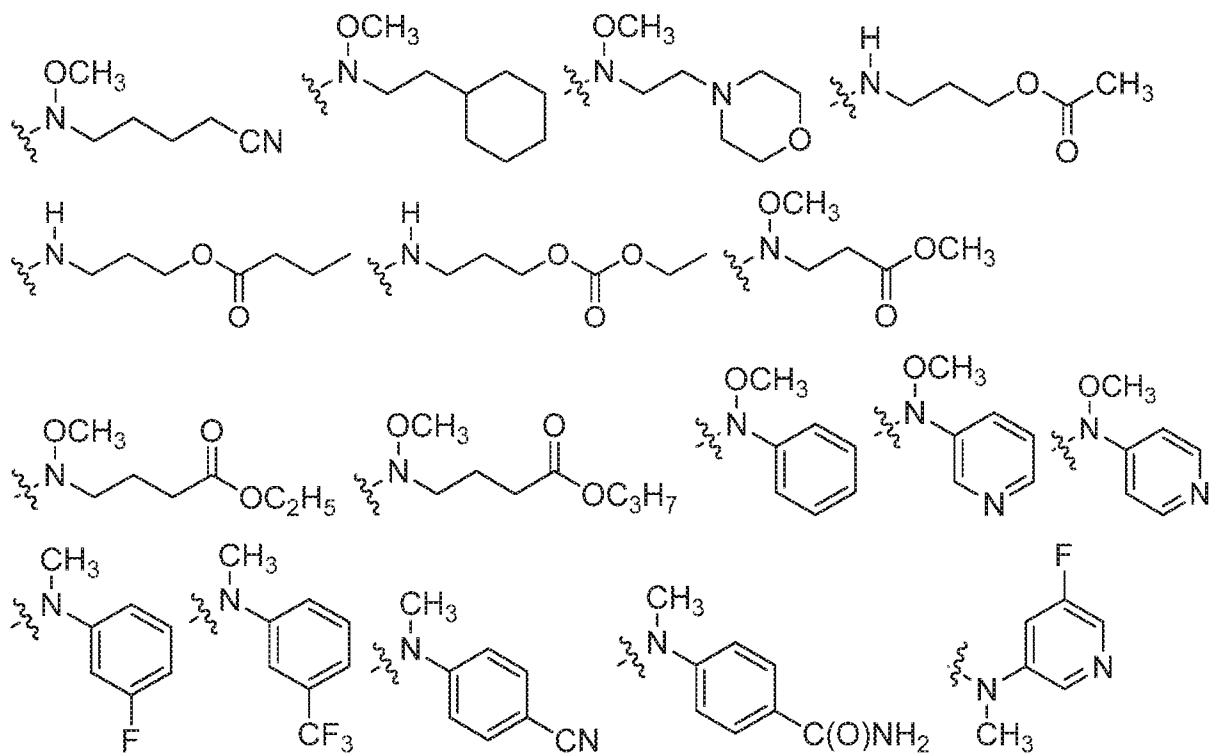


FIG. 8C

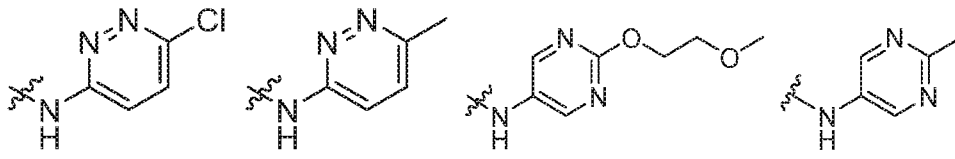


FIG. 9

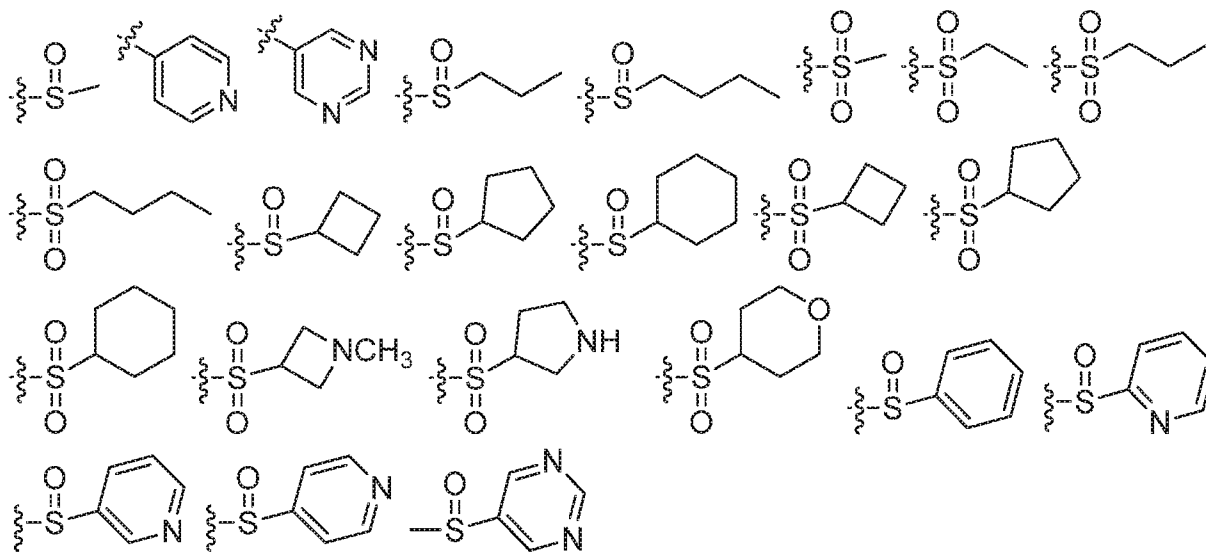


FIG. 10

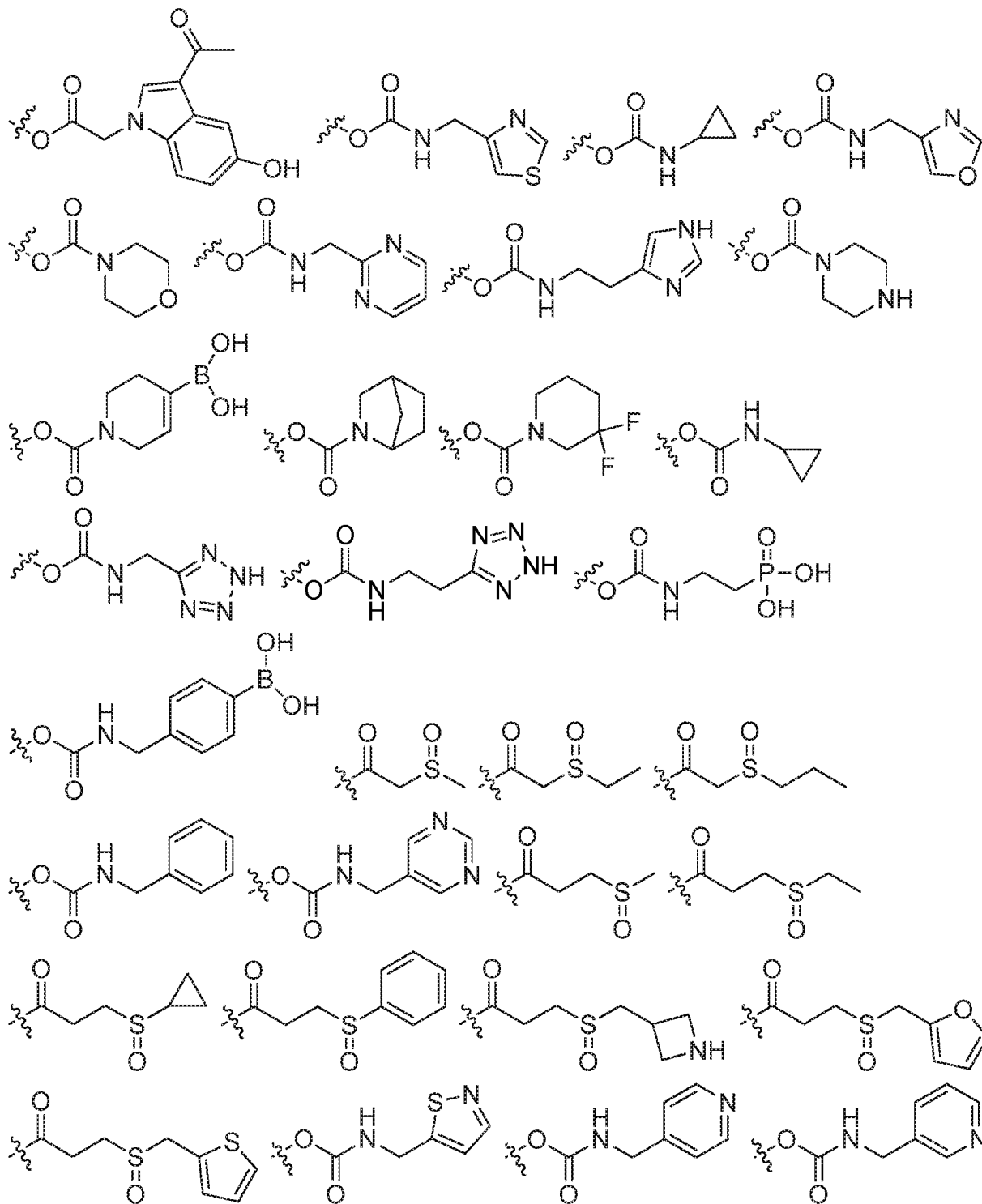


FIG. 11A

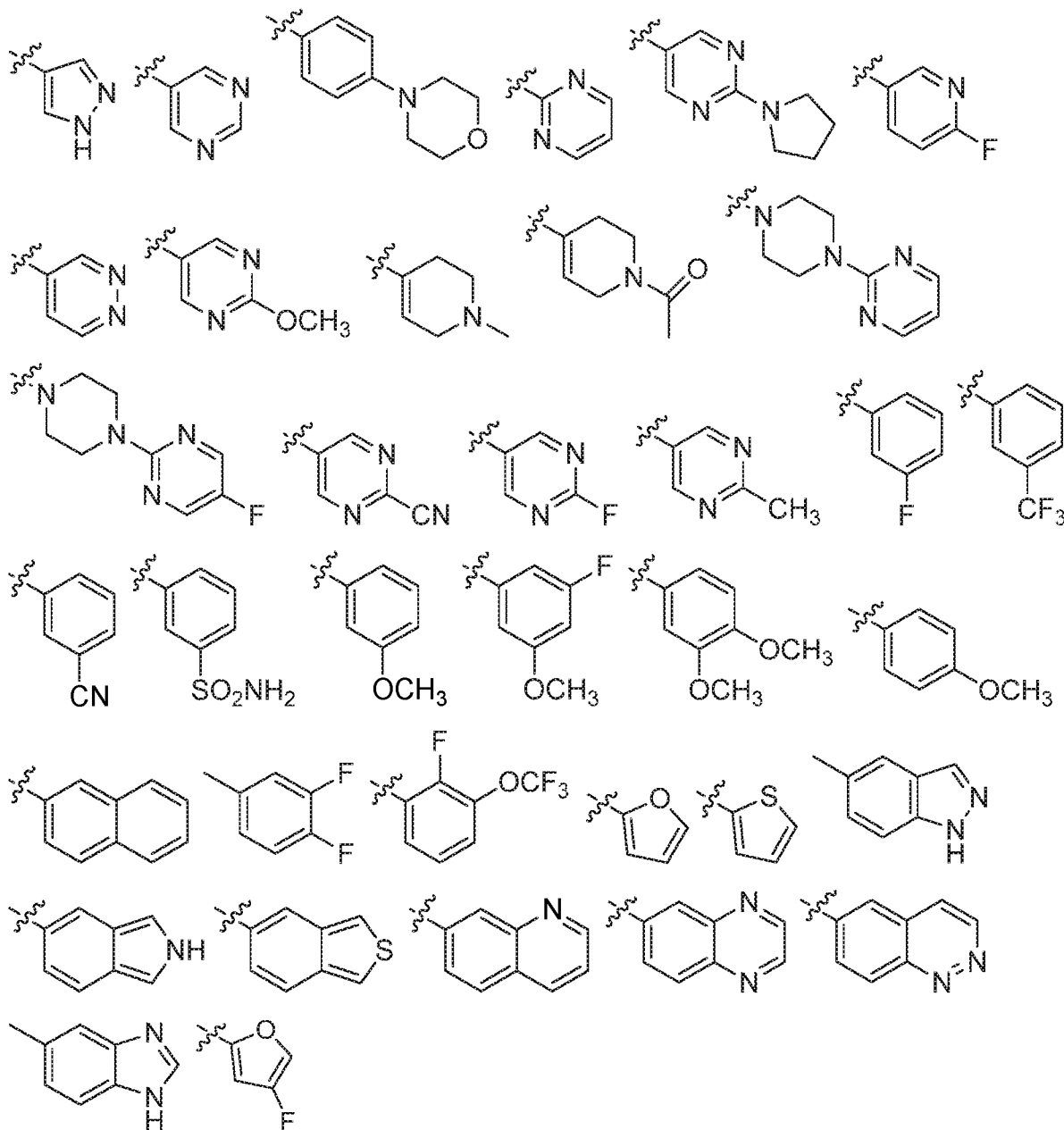


FIG. 11B

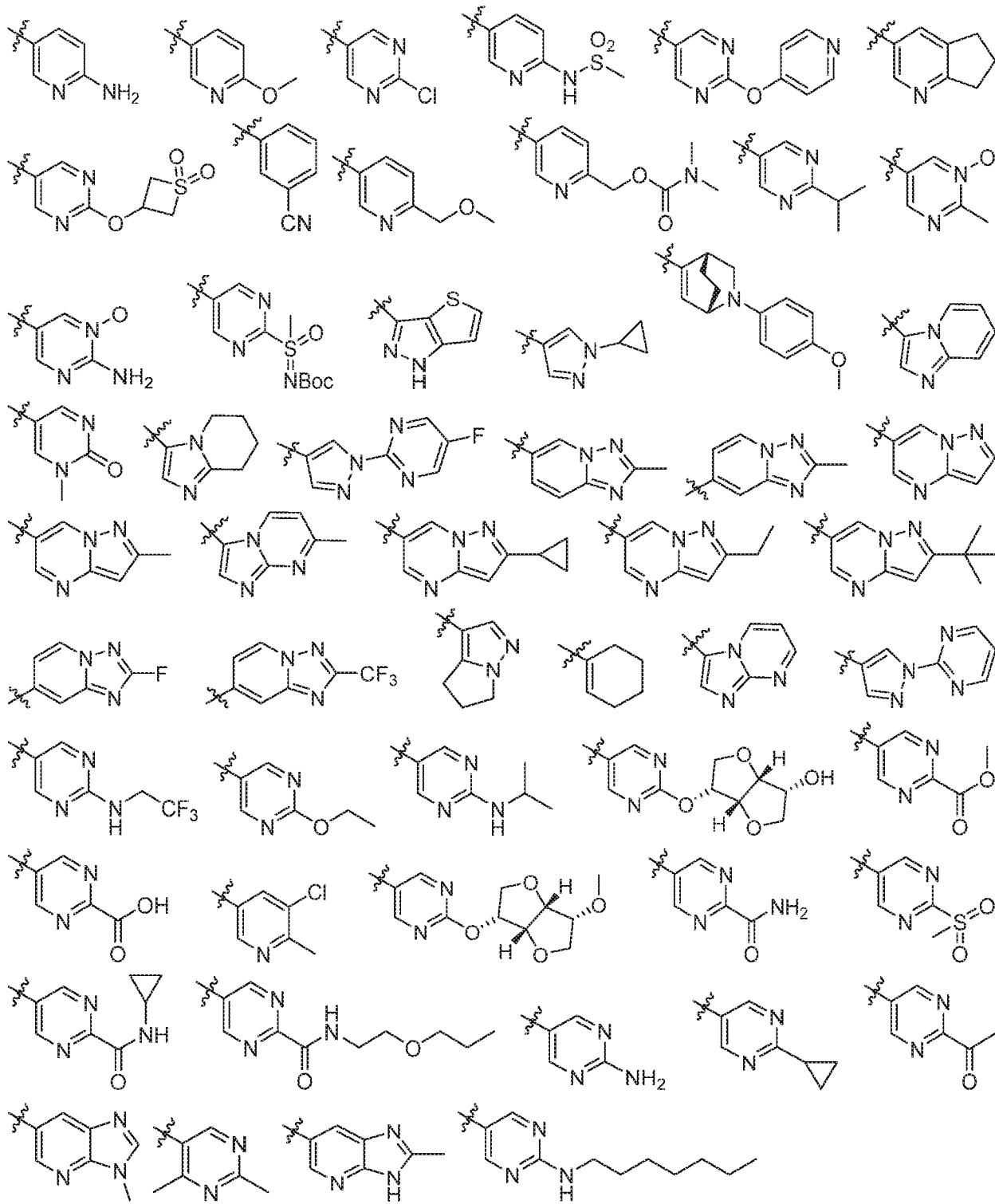


FIG. 11D

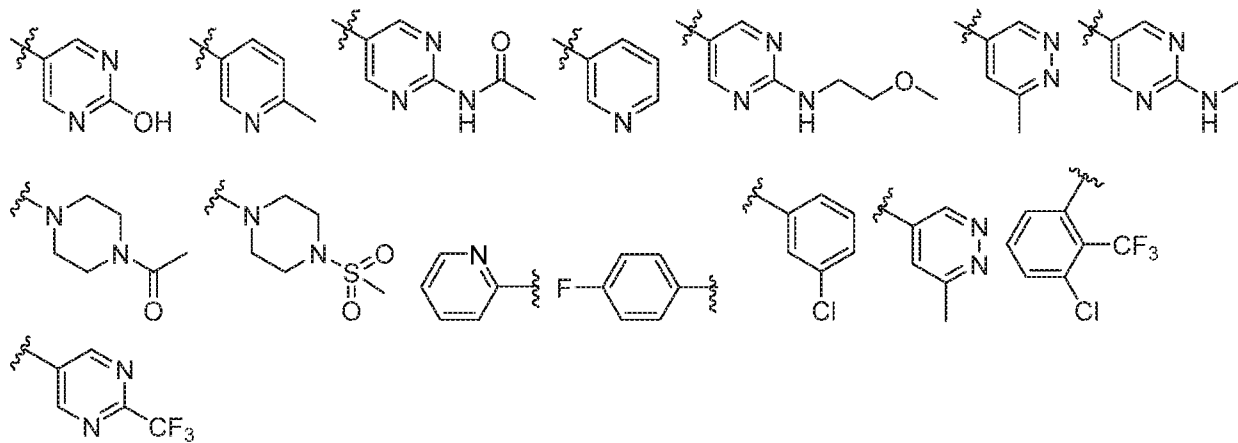


FIG. 12A

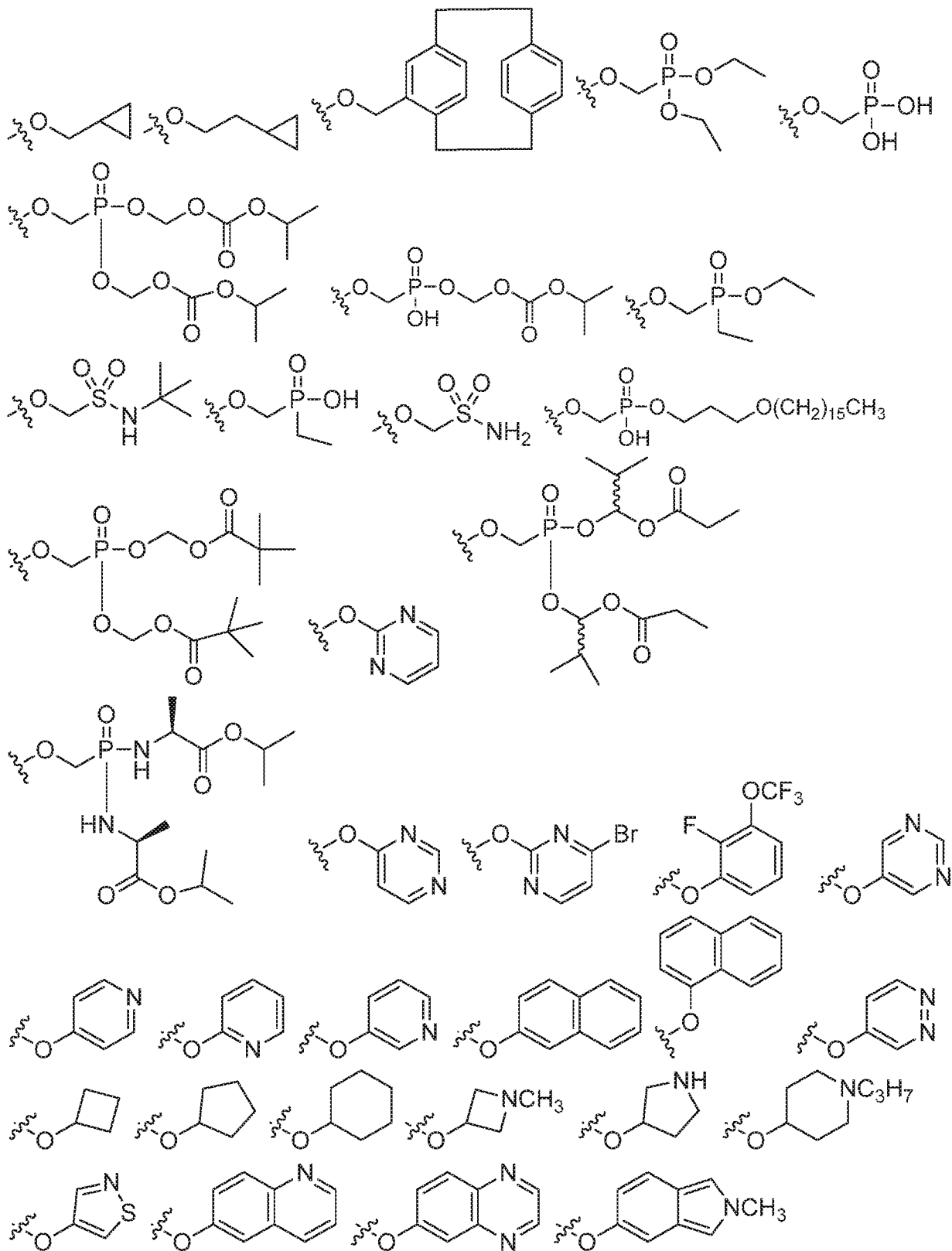


FIG. 12B

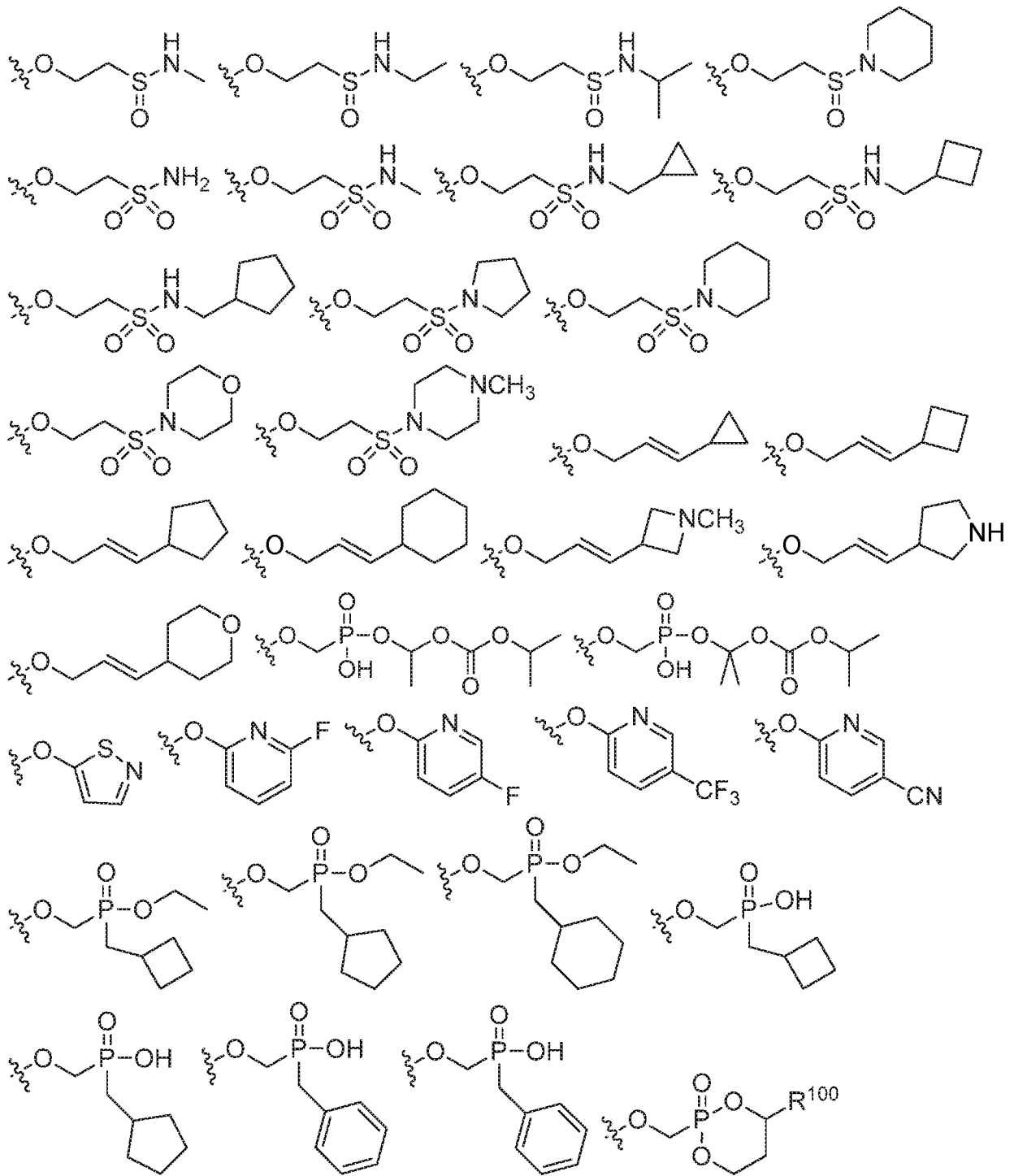


FIG. 12C

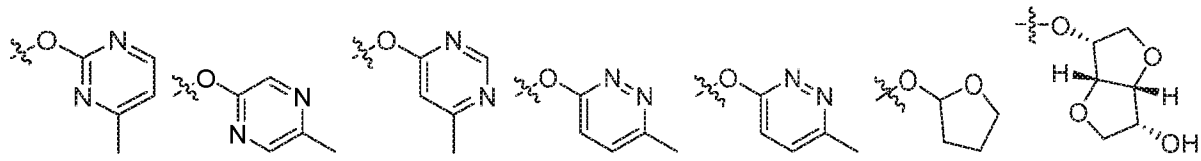


FIG. 13A

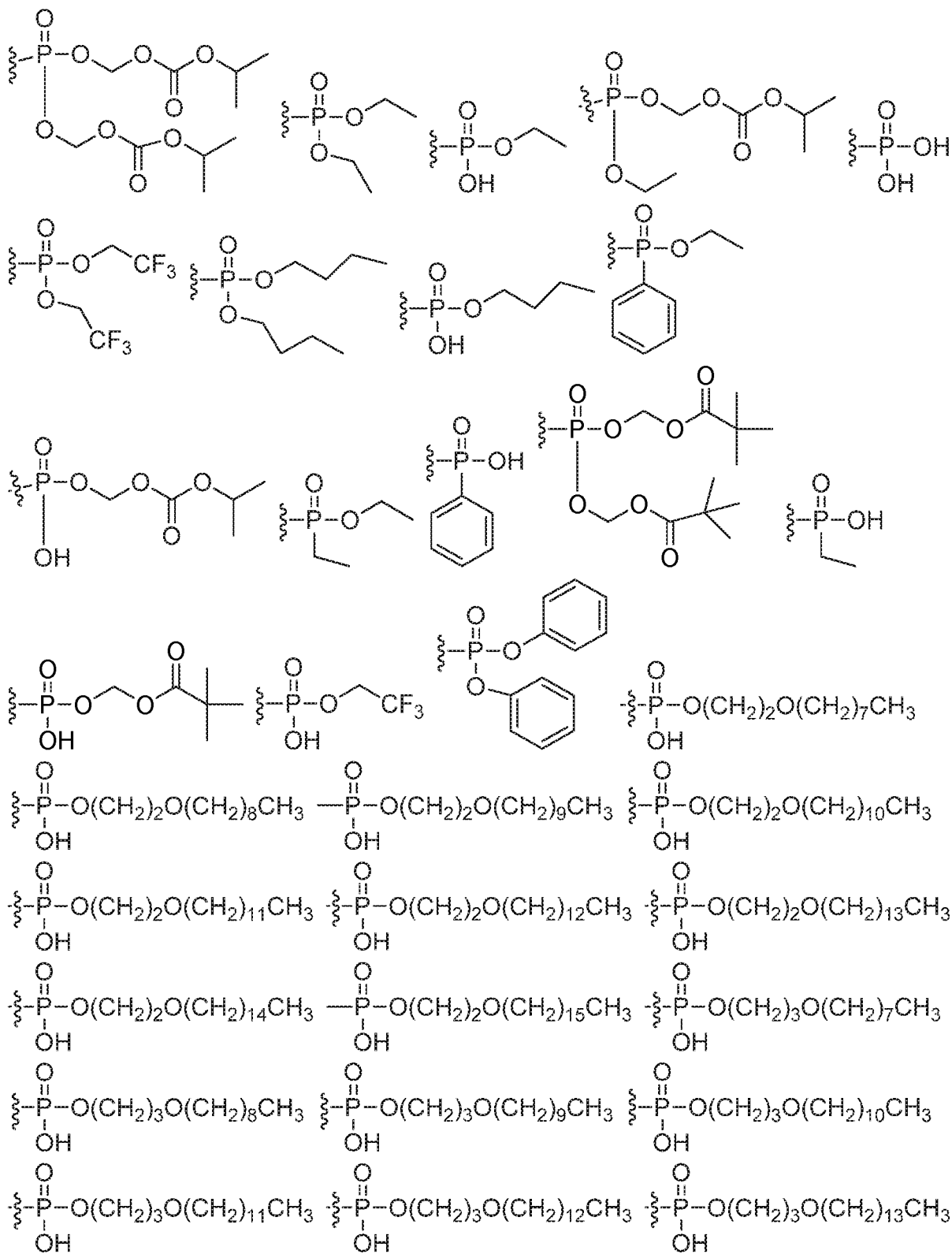


FIG. 13B

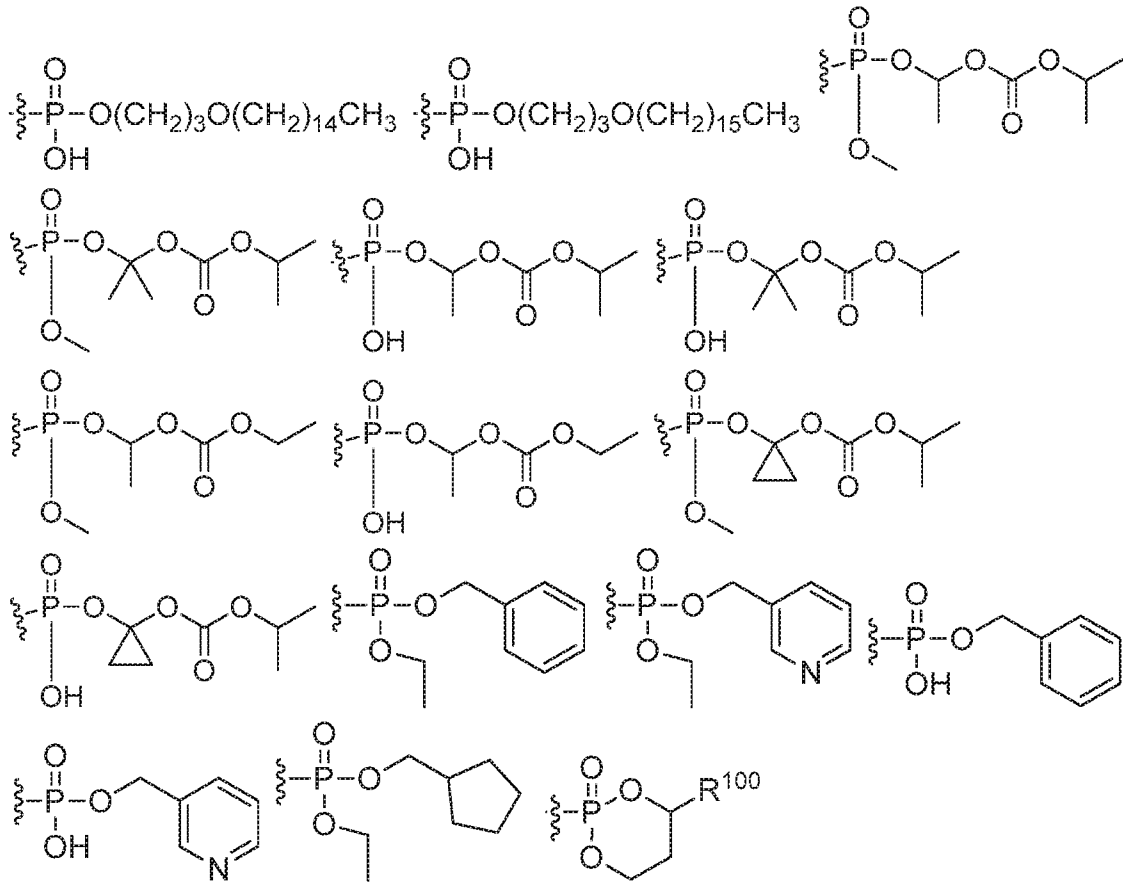


FIG. 14A

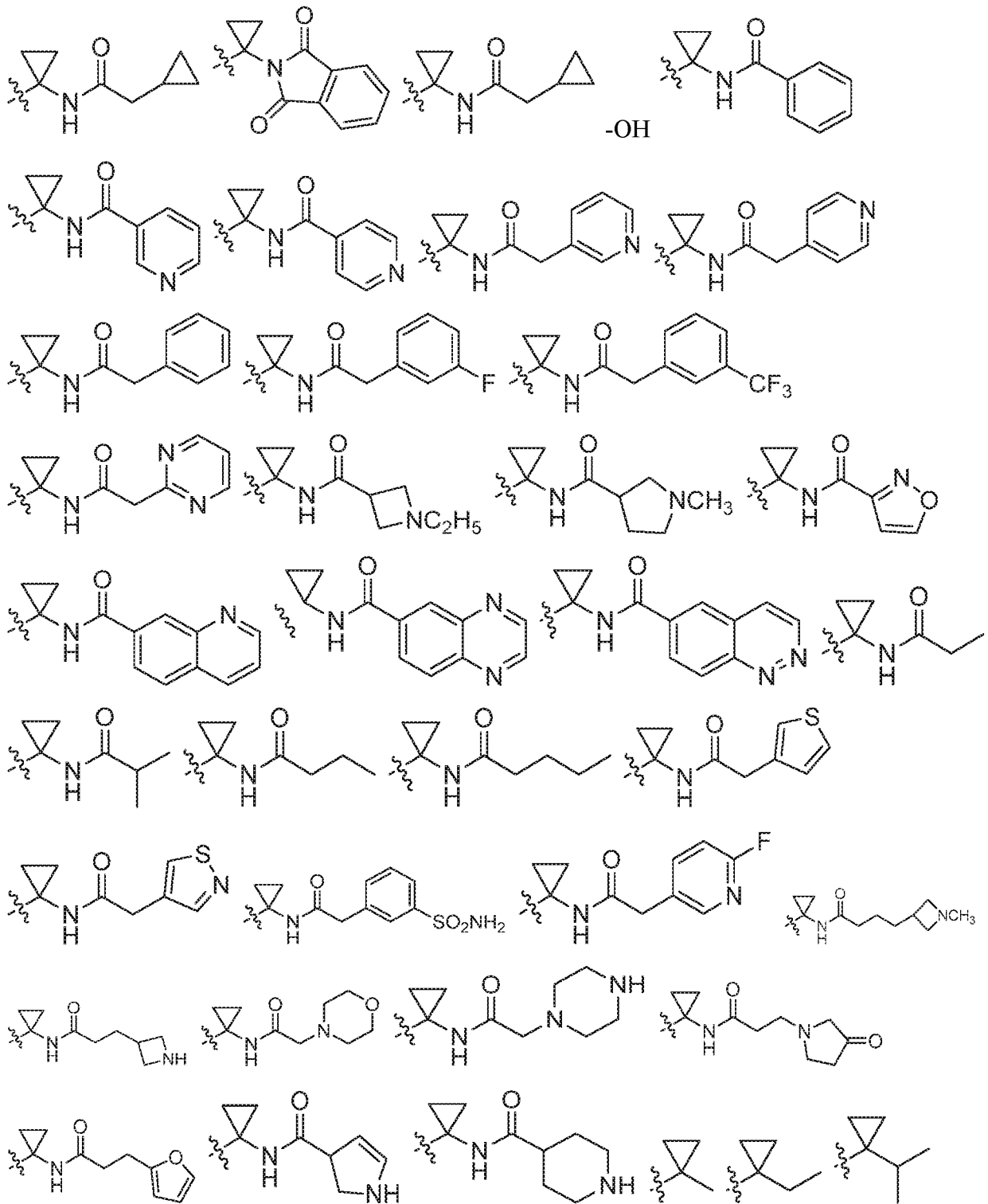


FIG. 14B

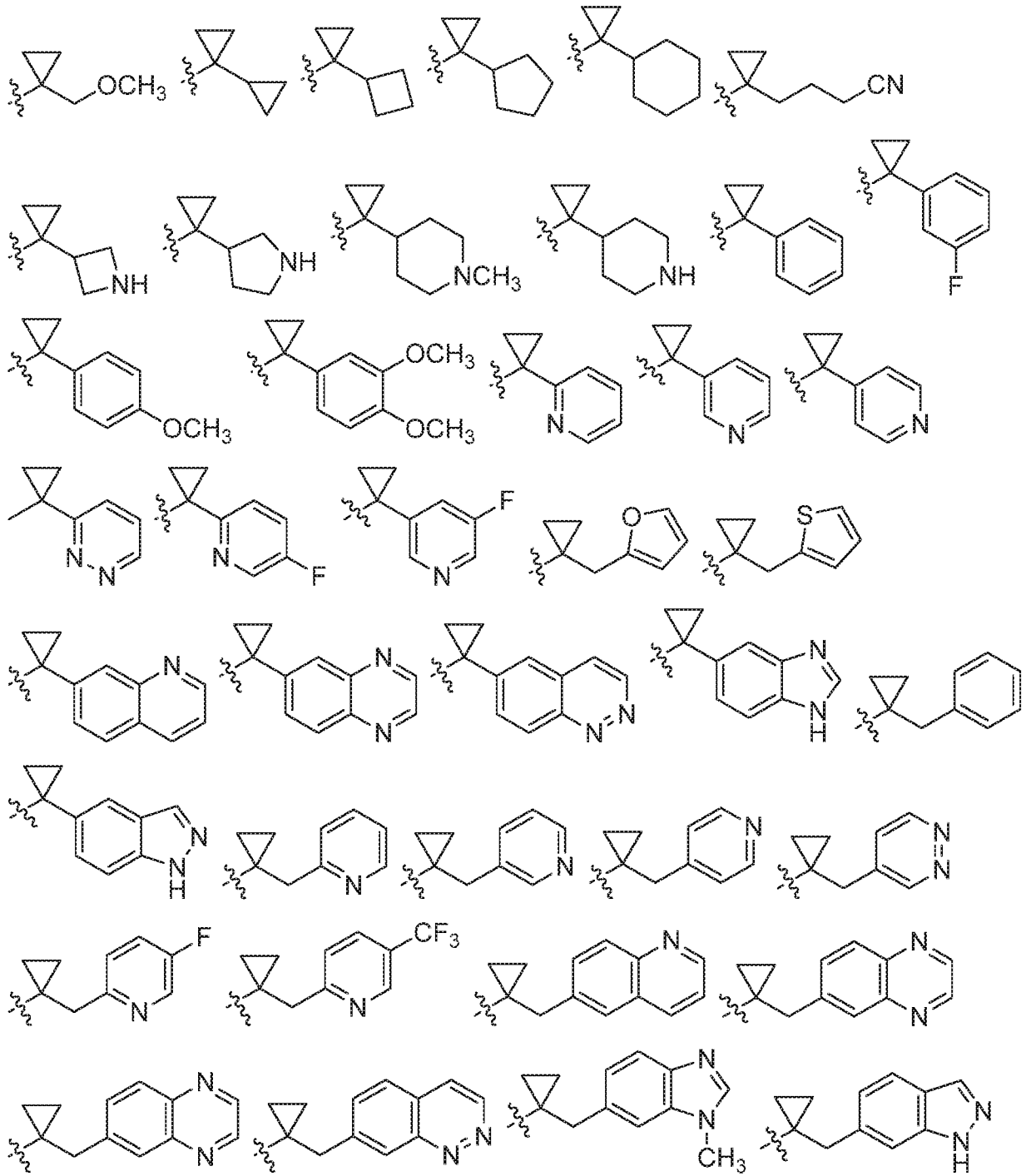


FIG. 15B

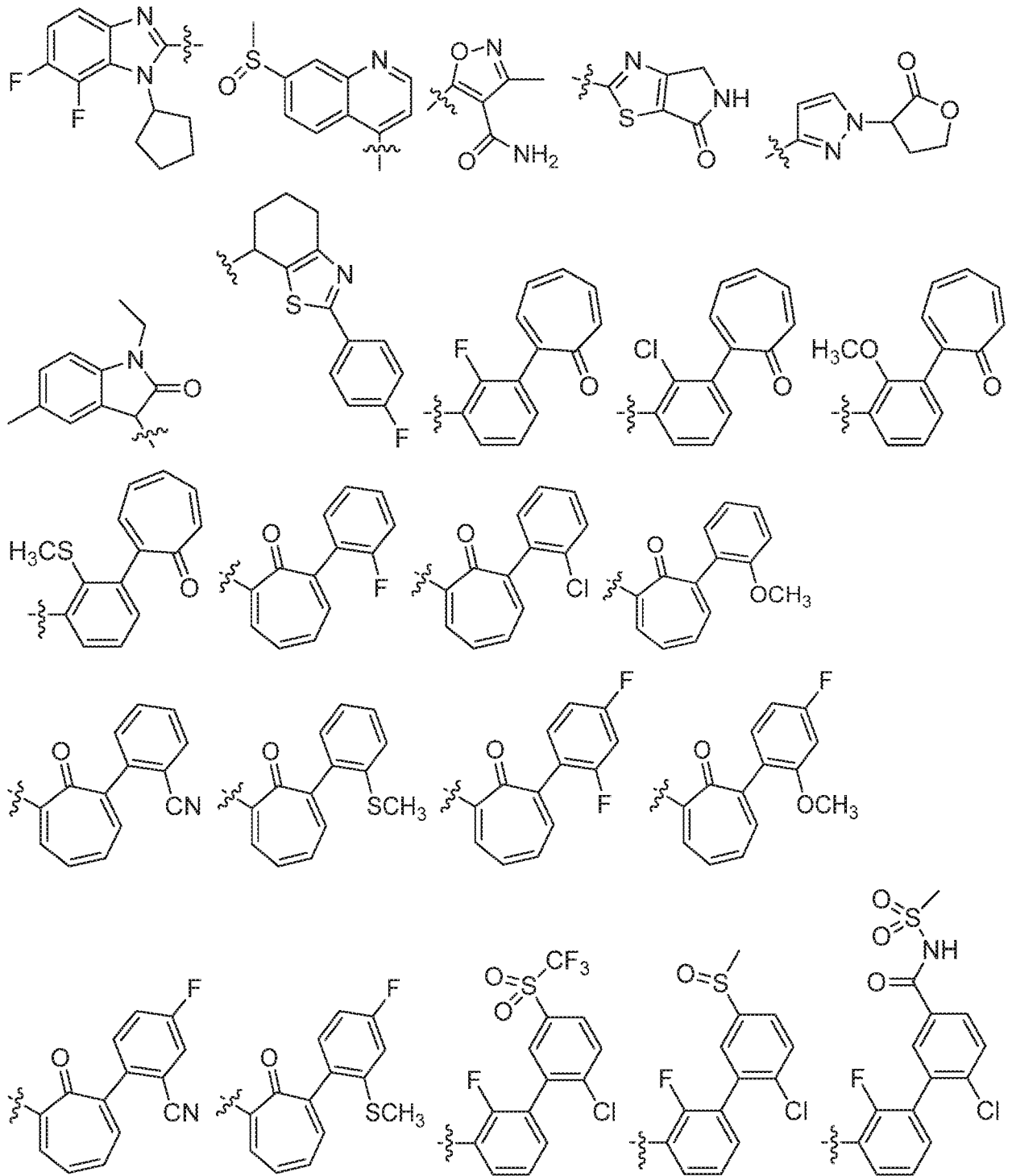


FIG. 15C

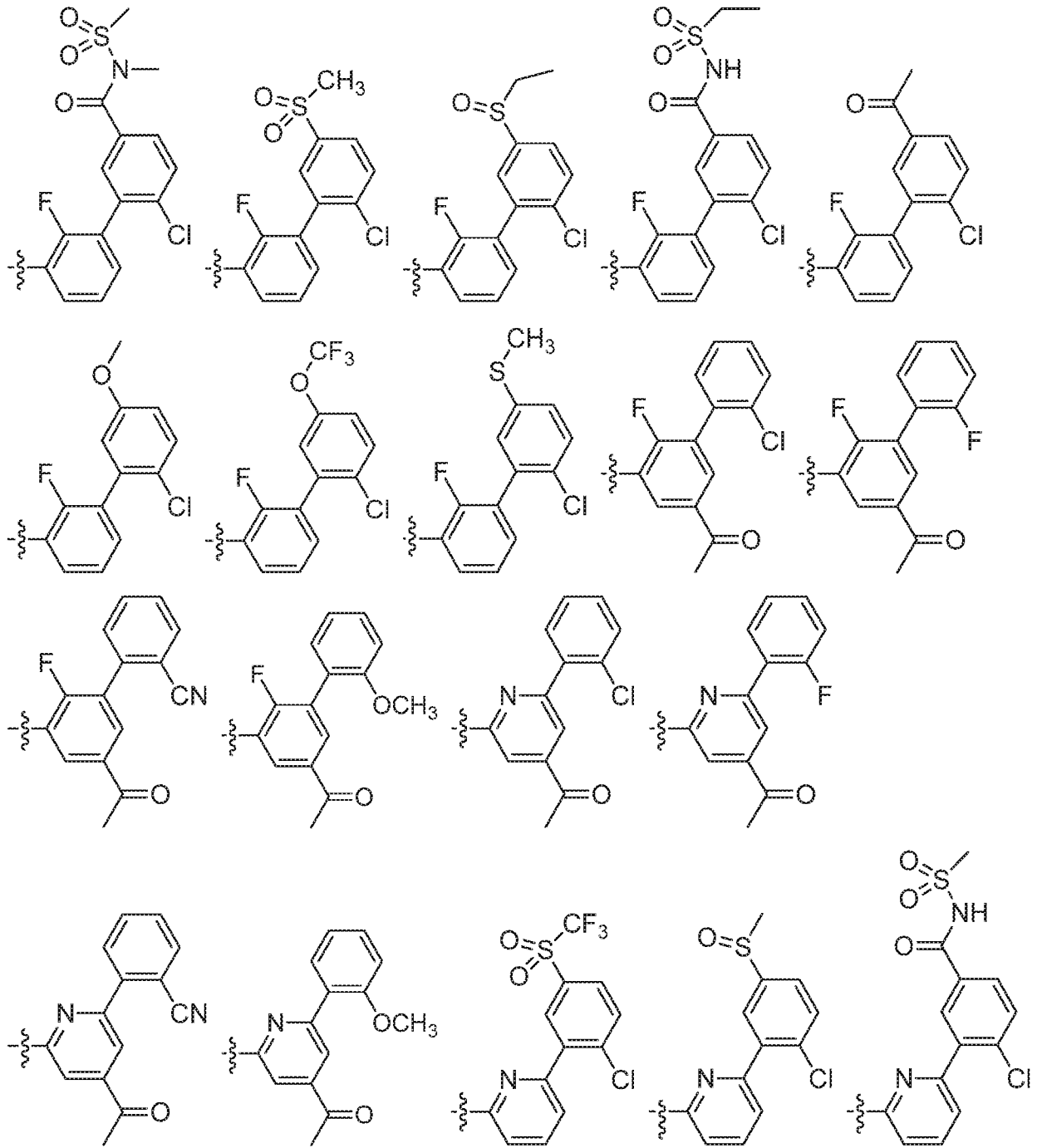


FIG. 15D

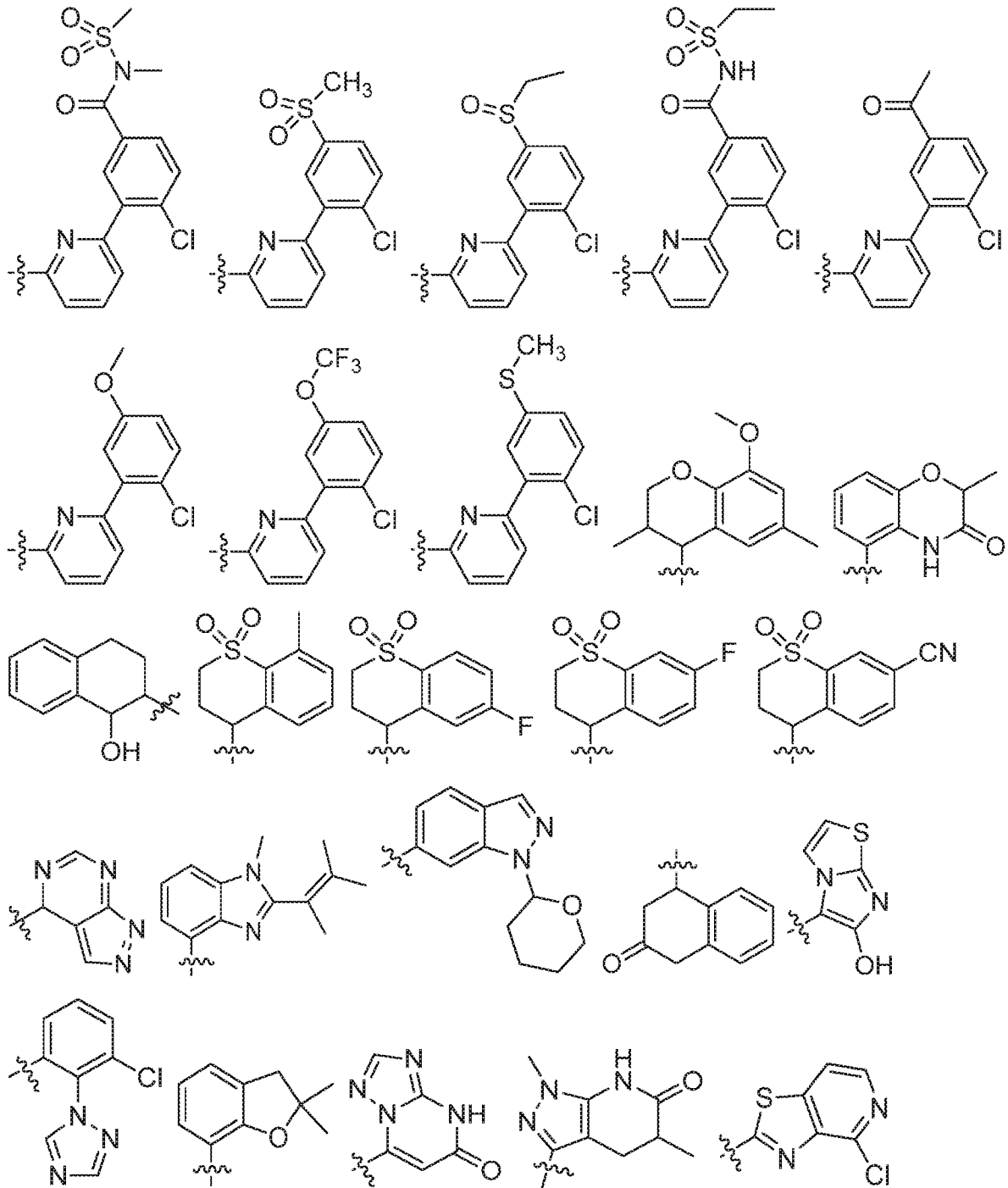


FIG. 15E

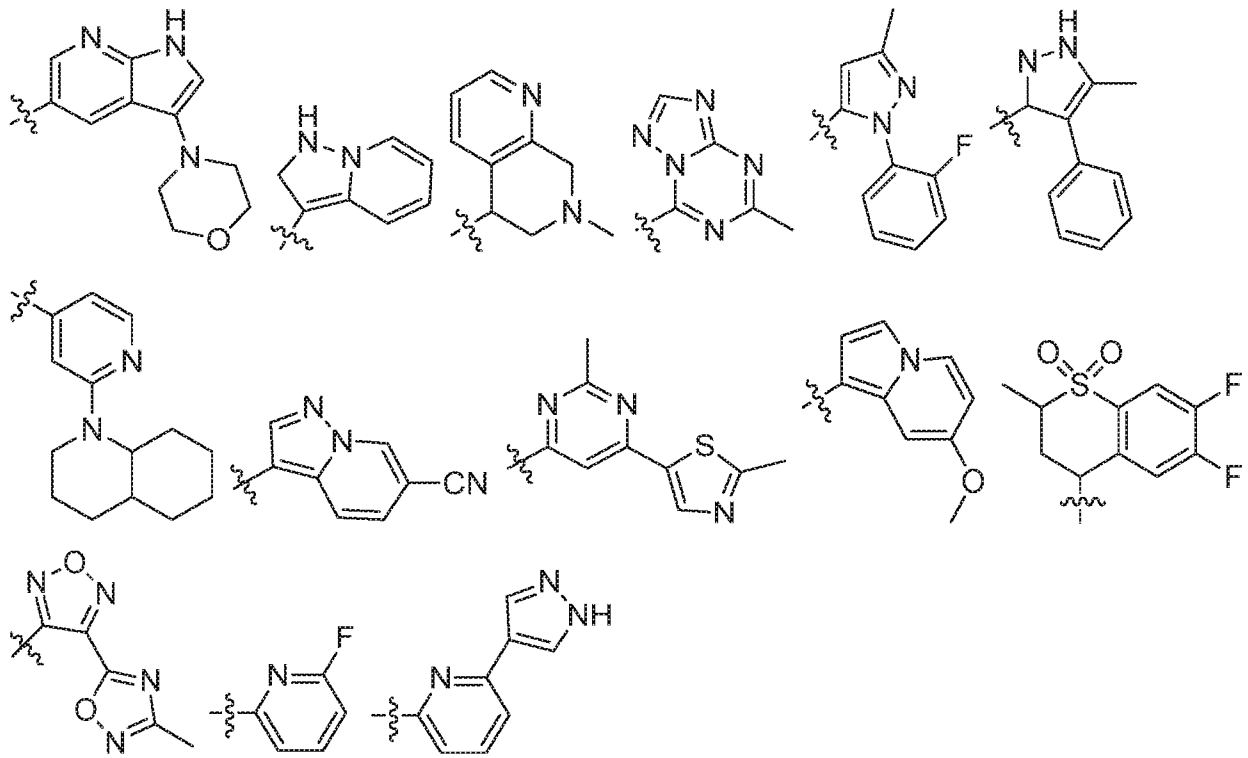


FIG. 17A

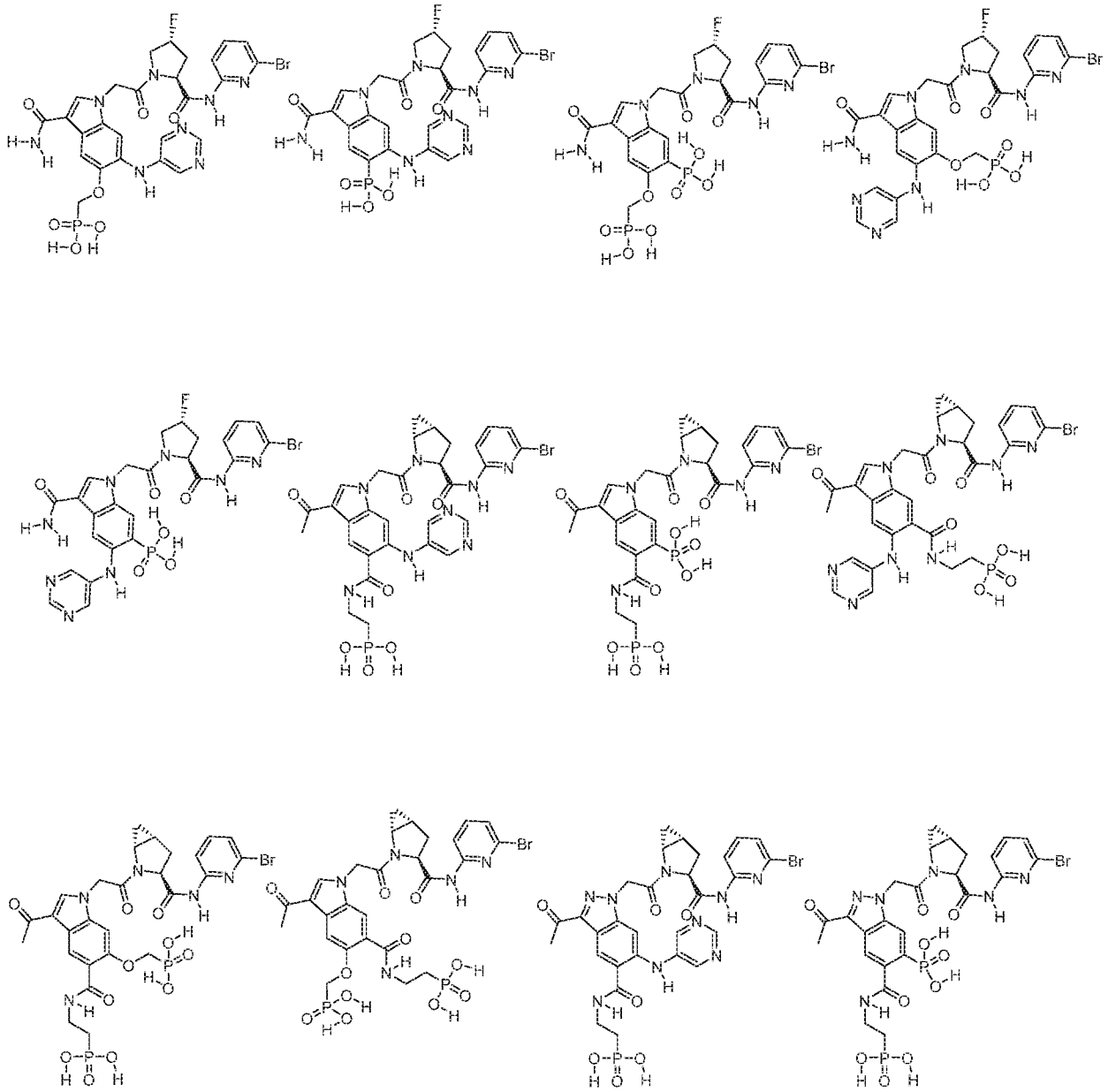


FIG. 17B

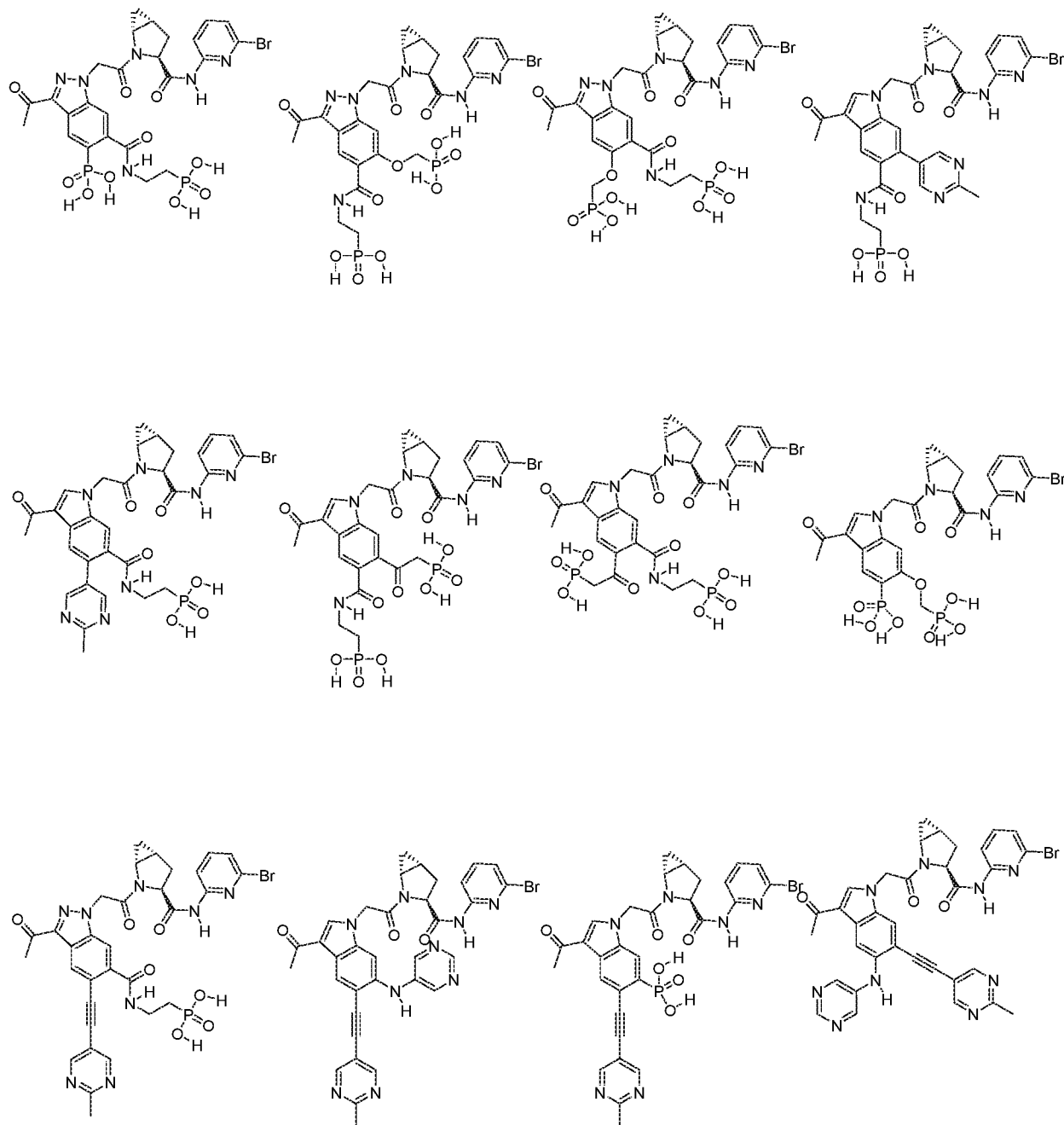


FIG. 17C

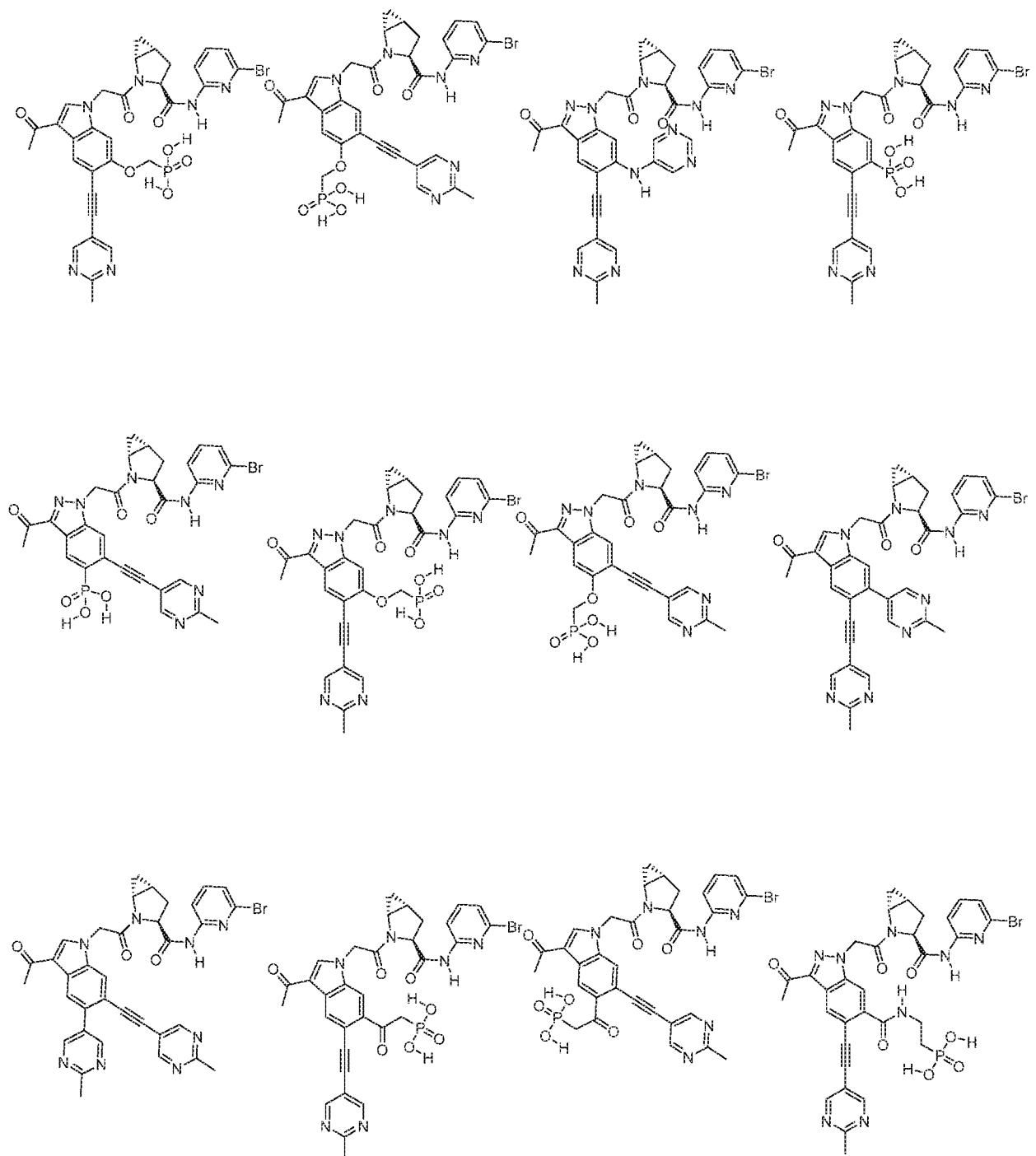


FIG. 17D

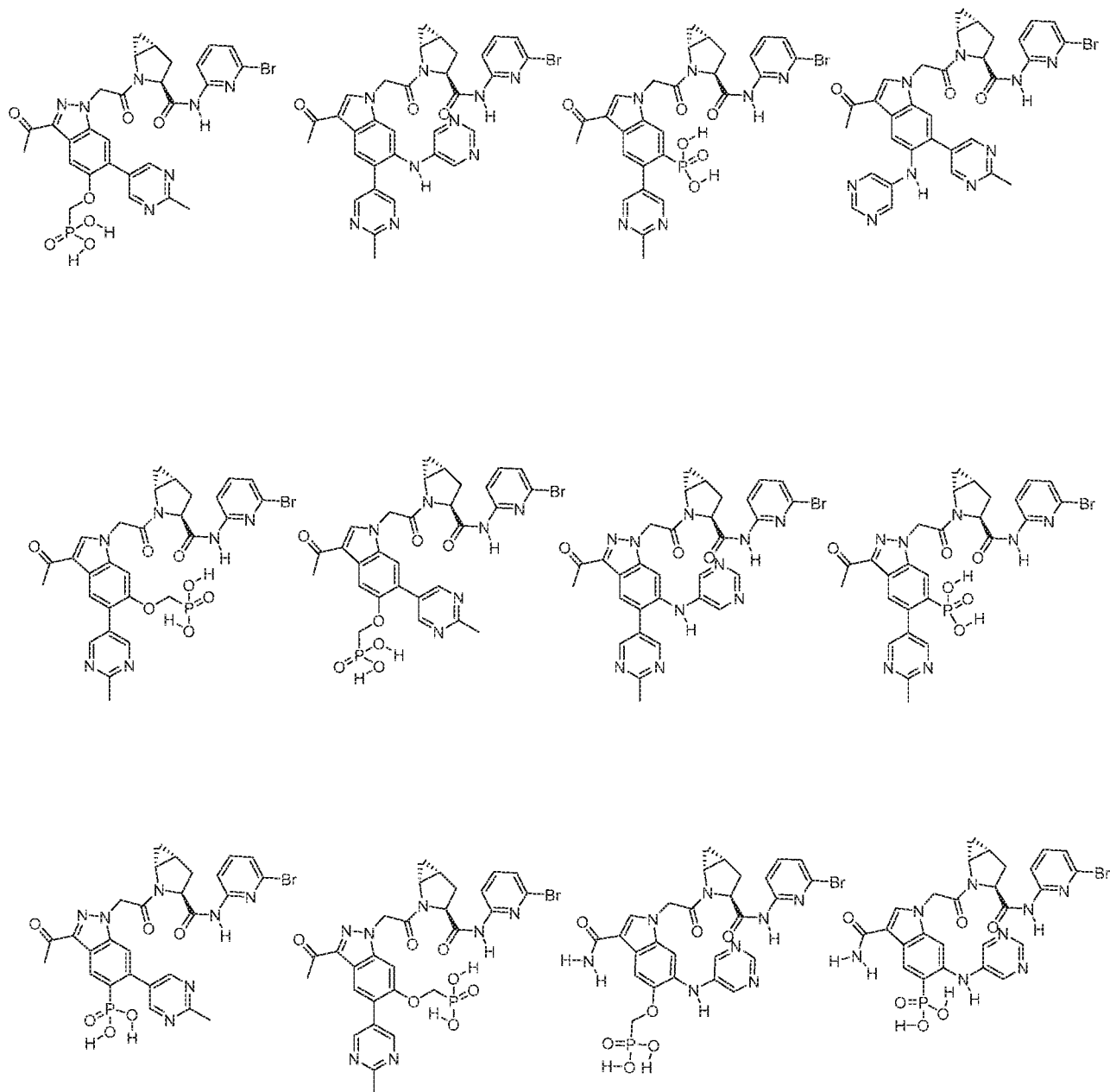


FIG. 17E

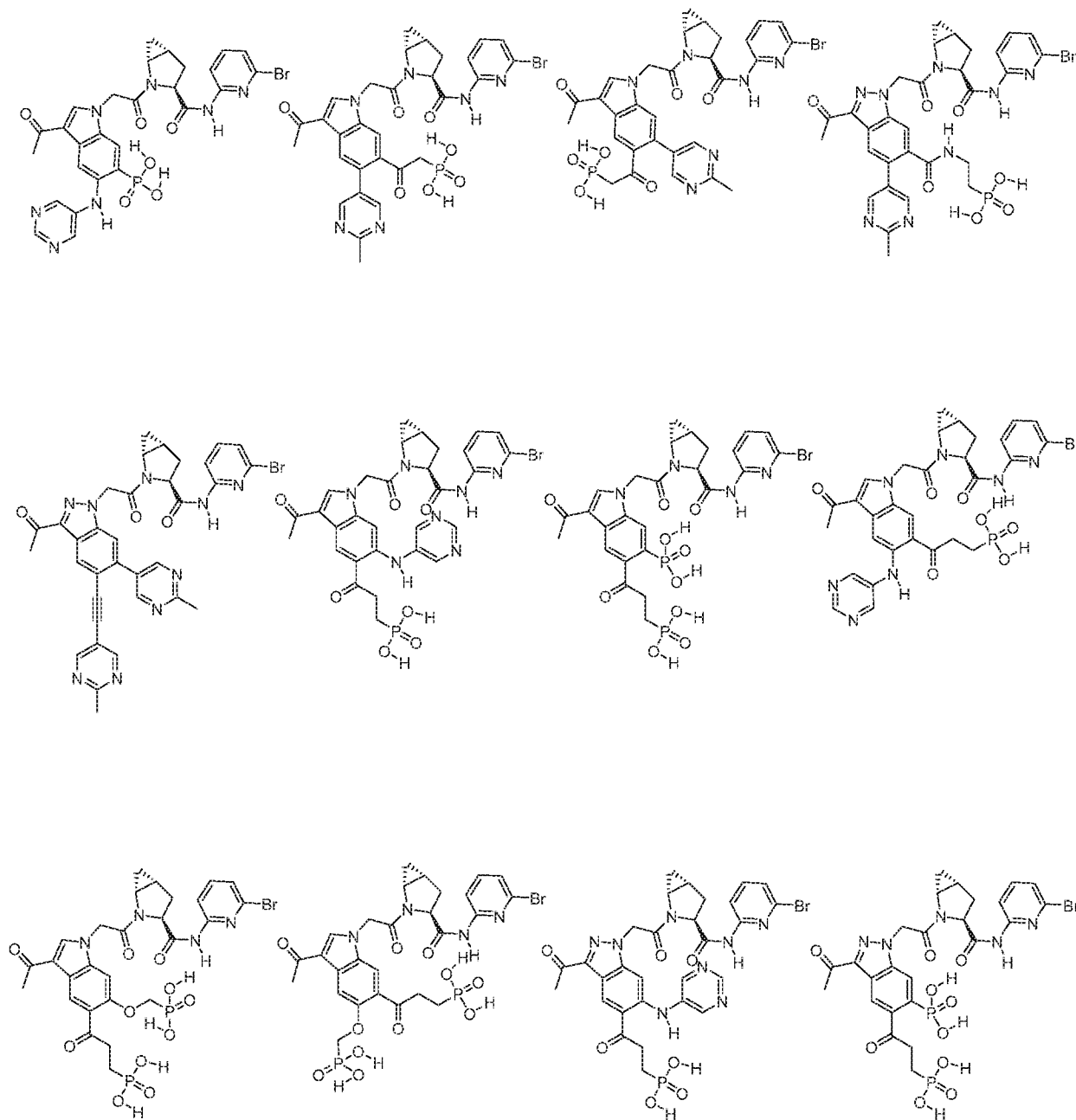


FIG. 17F

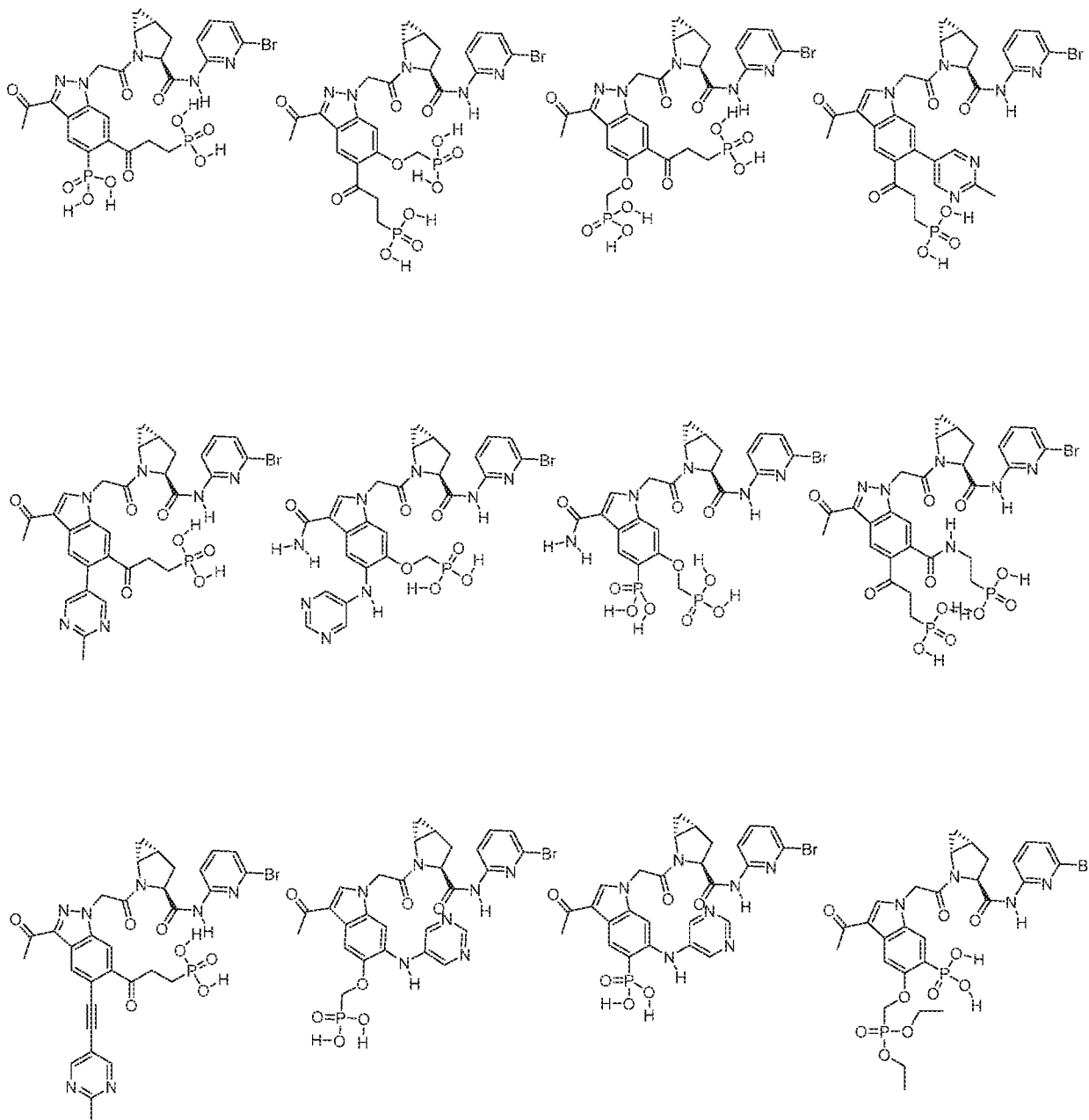


FIG. 17G

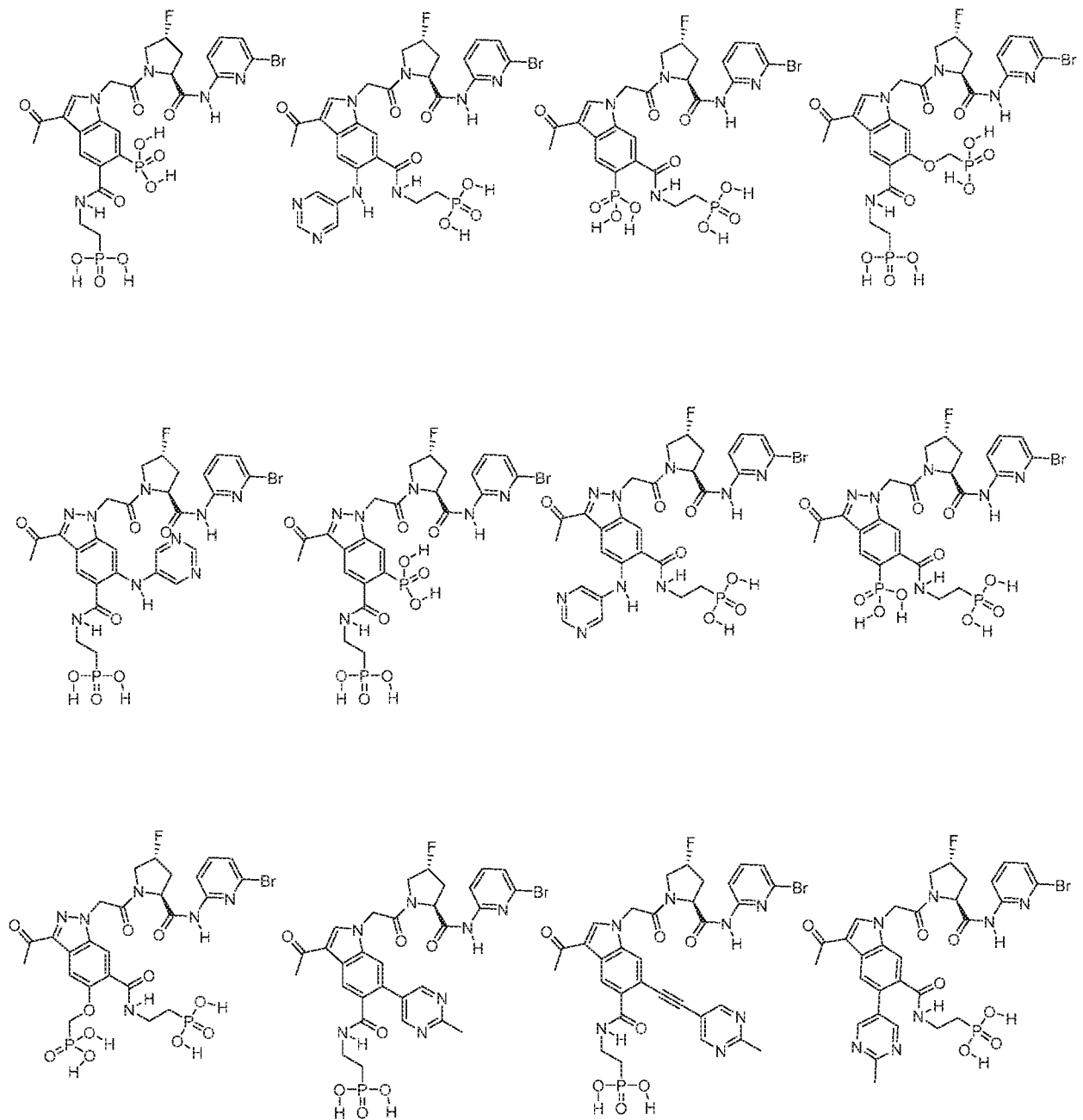


FIG. 17H

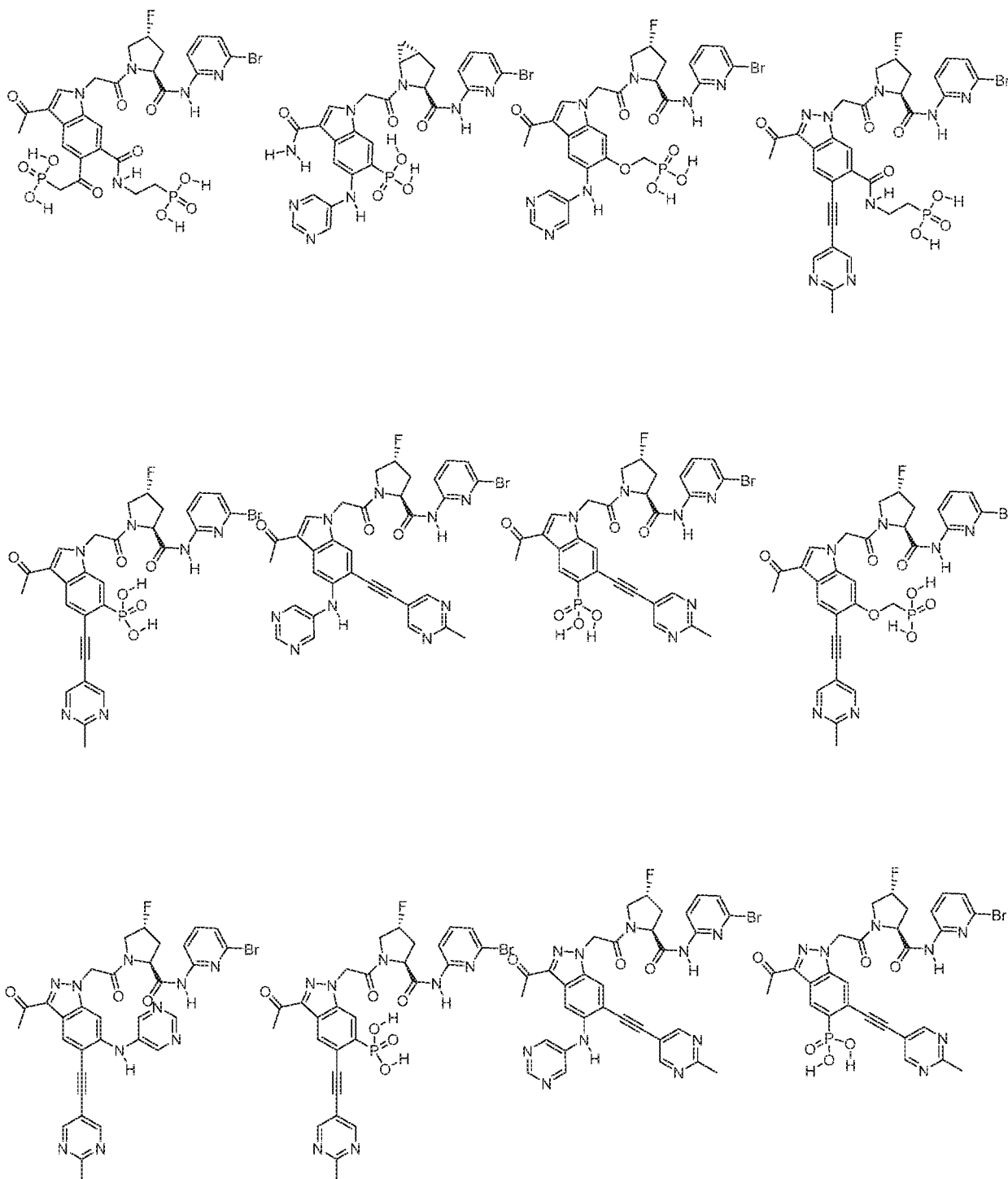


FIG. 17I

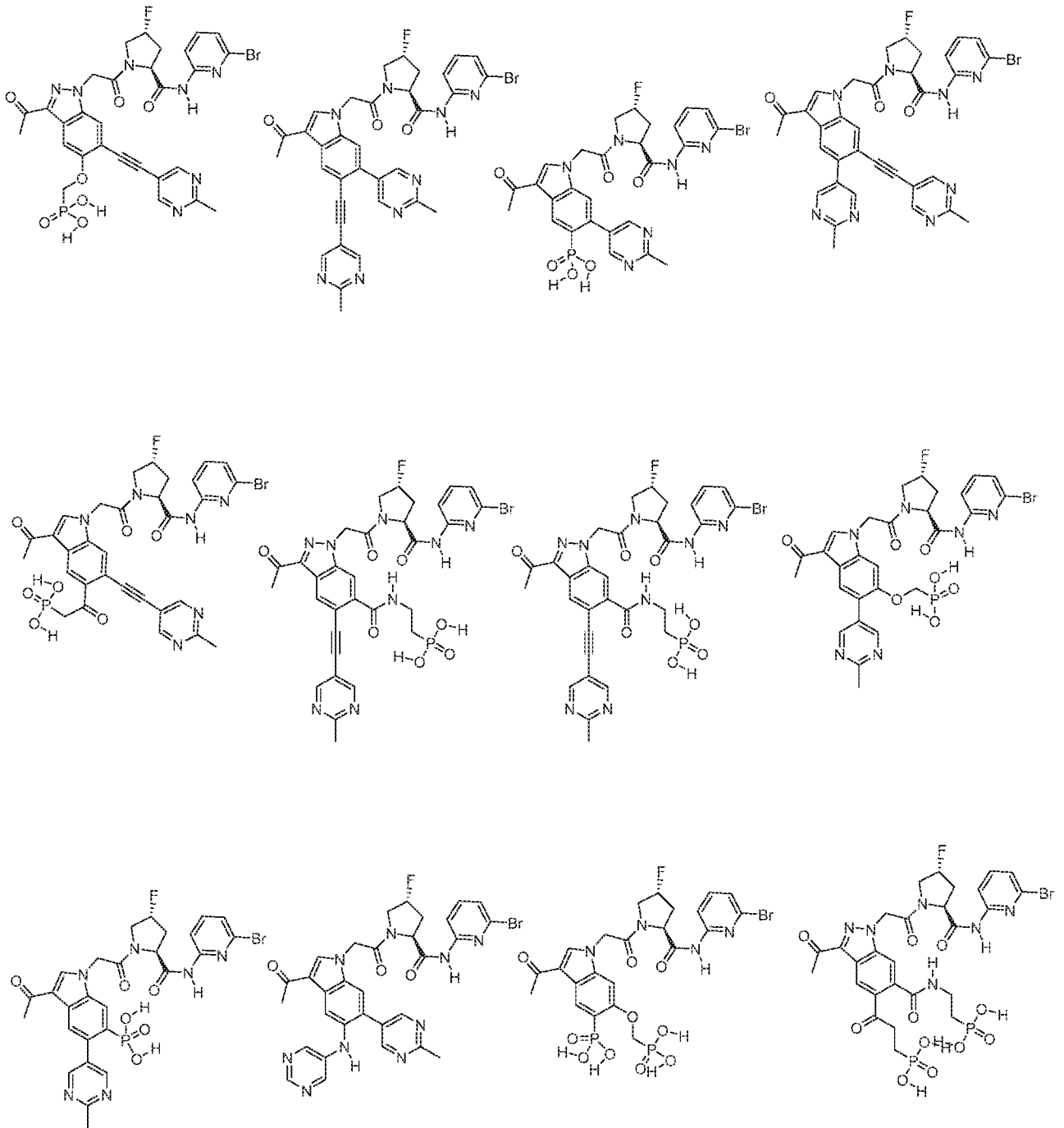


FIG. 17J

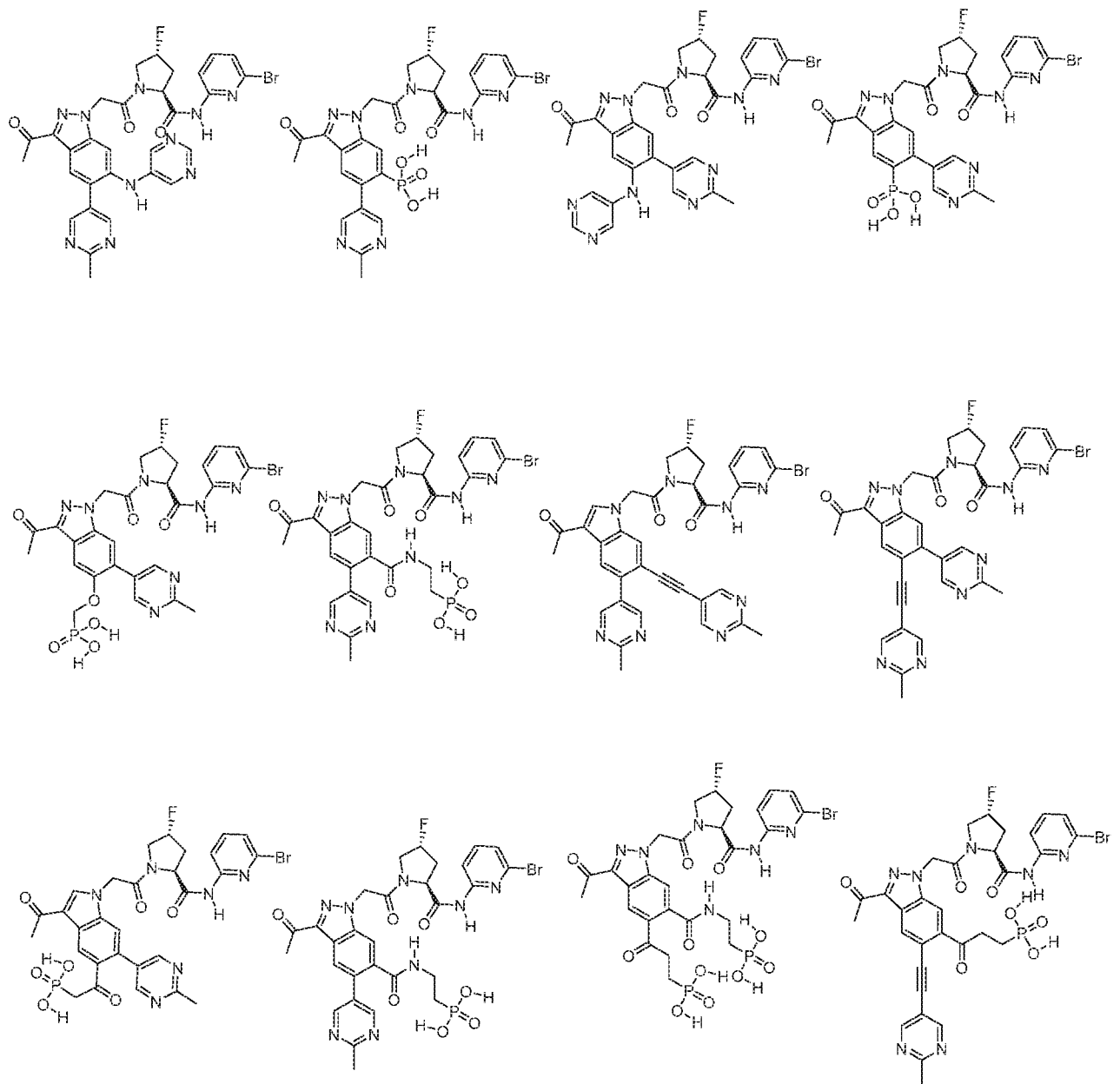


FIG. 17K

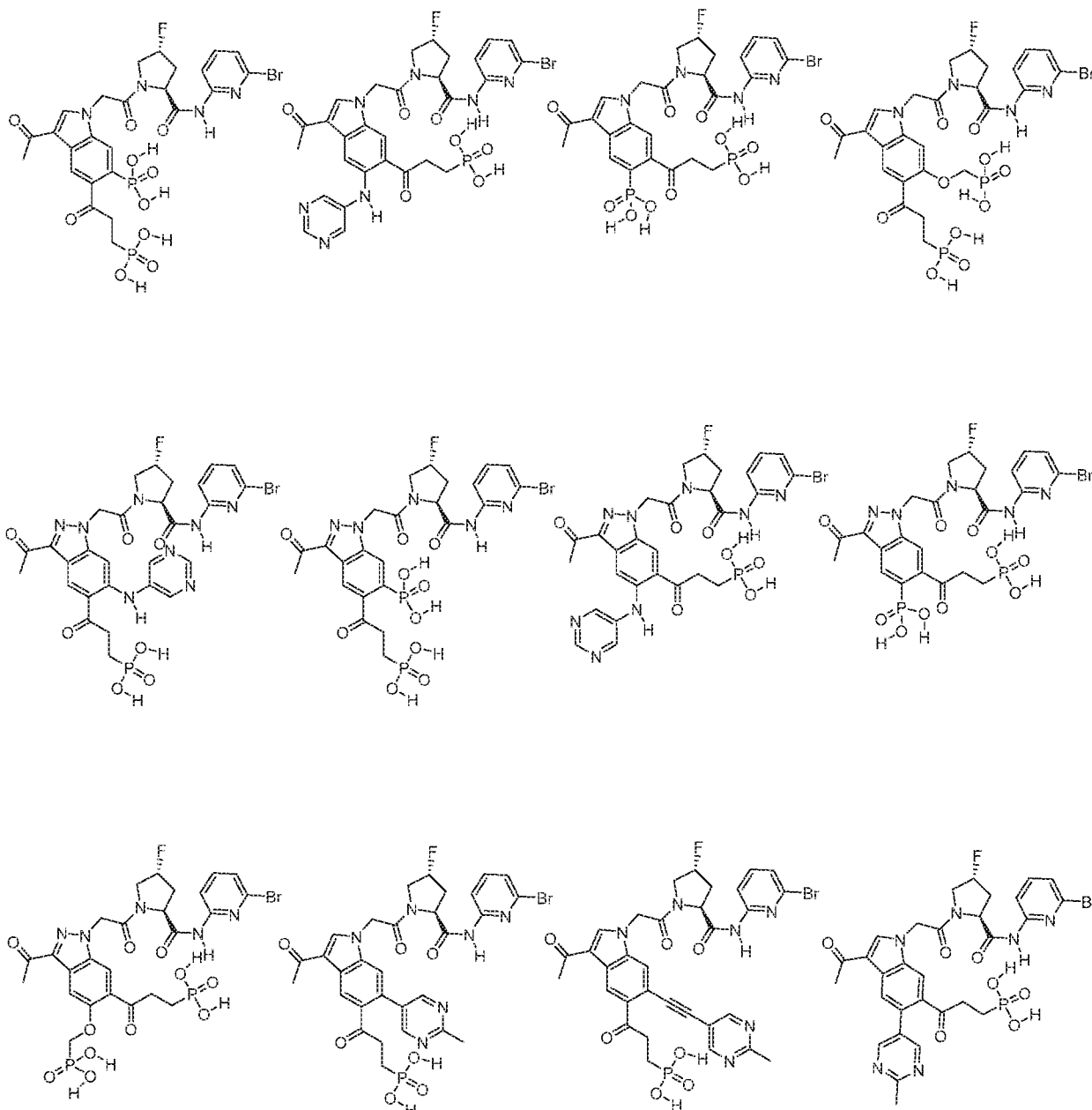


FIG. 17L

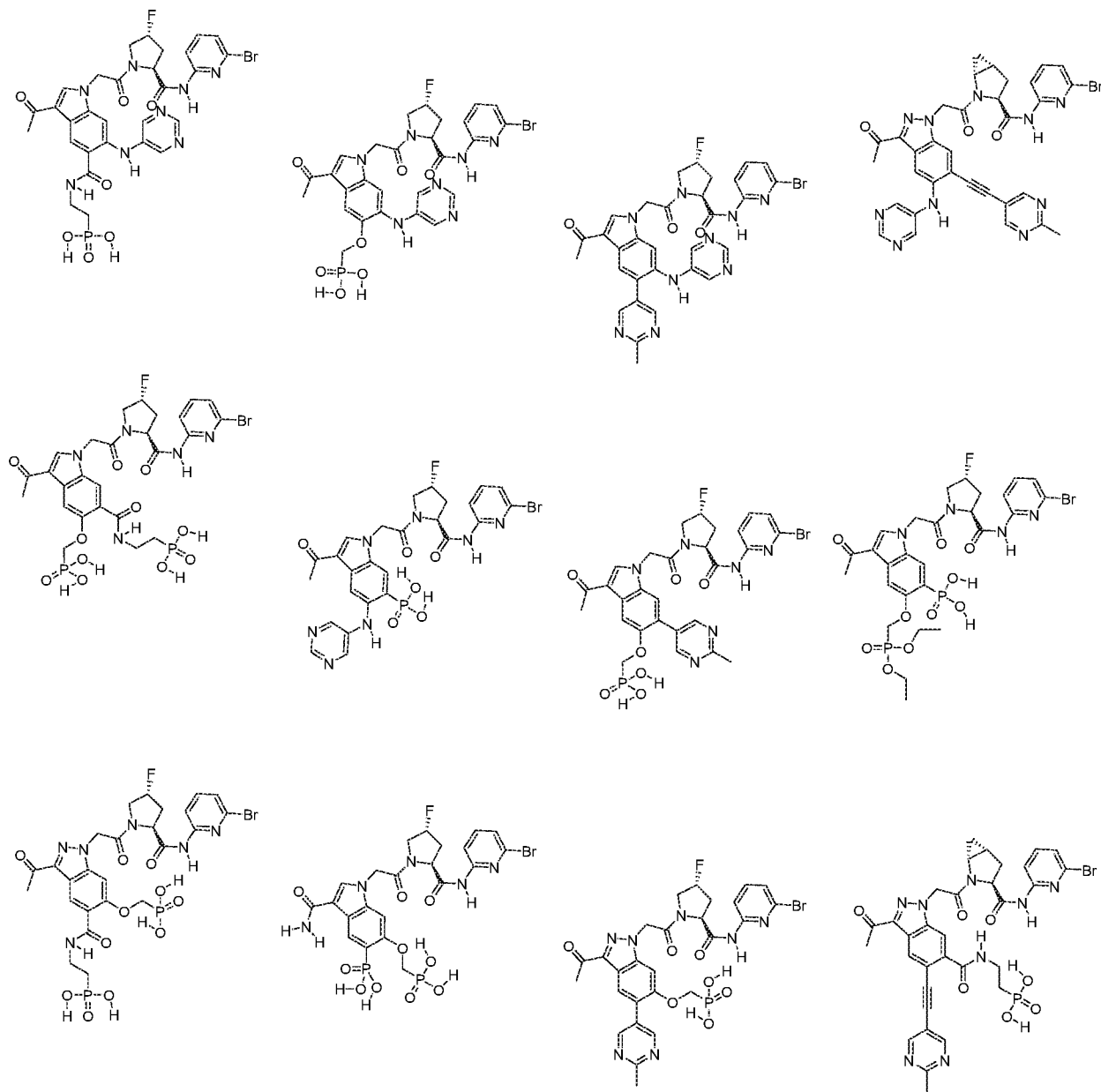


FIG. 17M

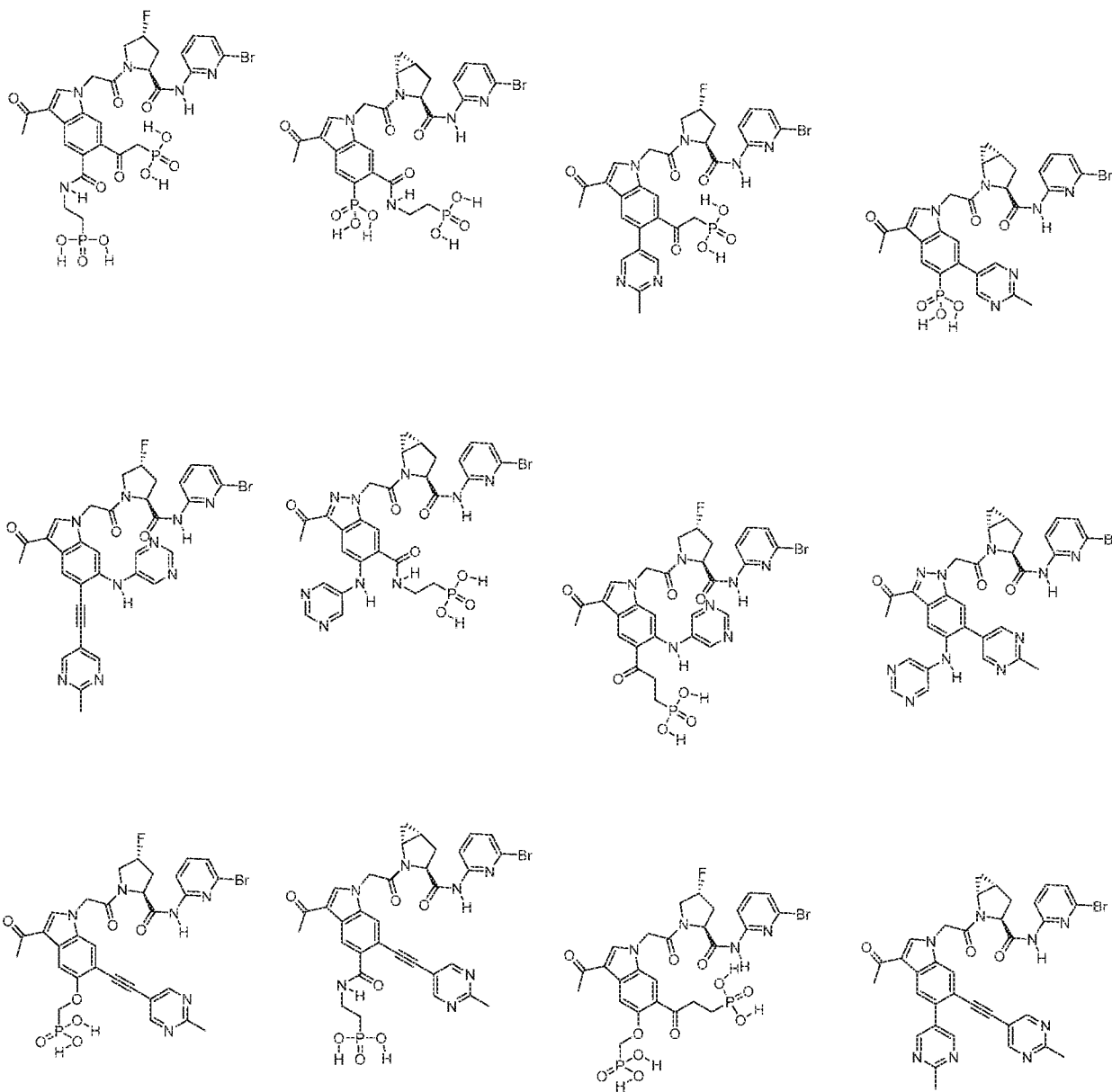
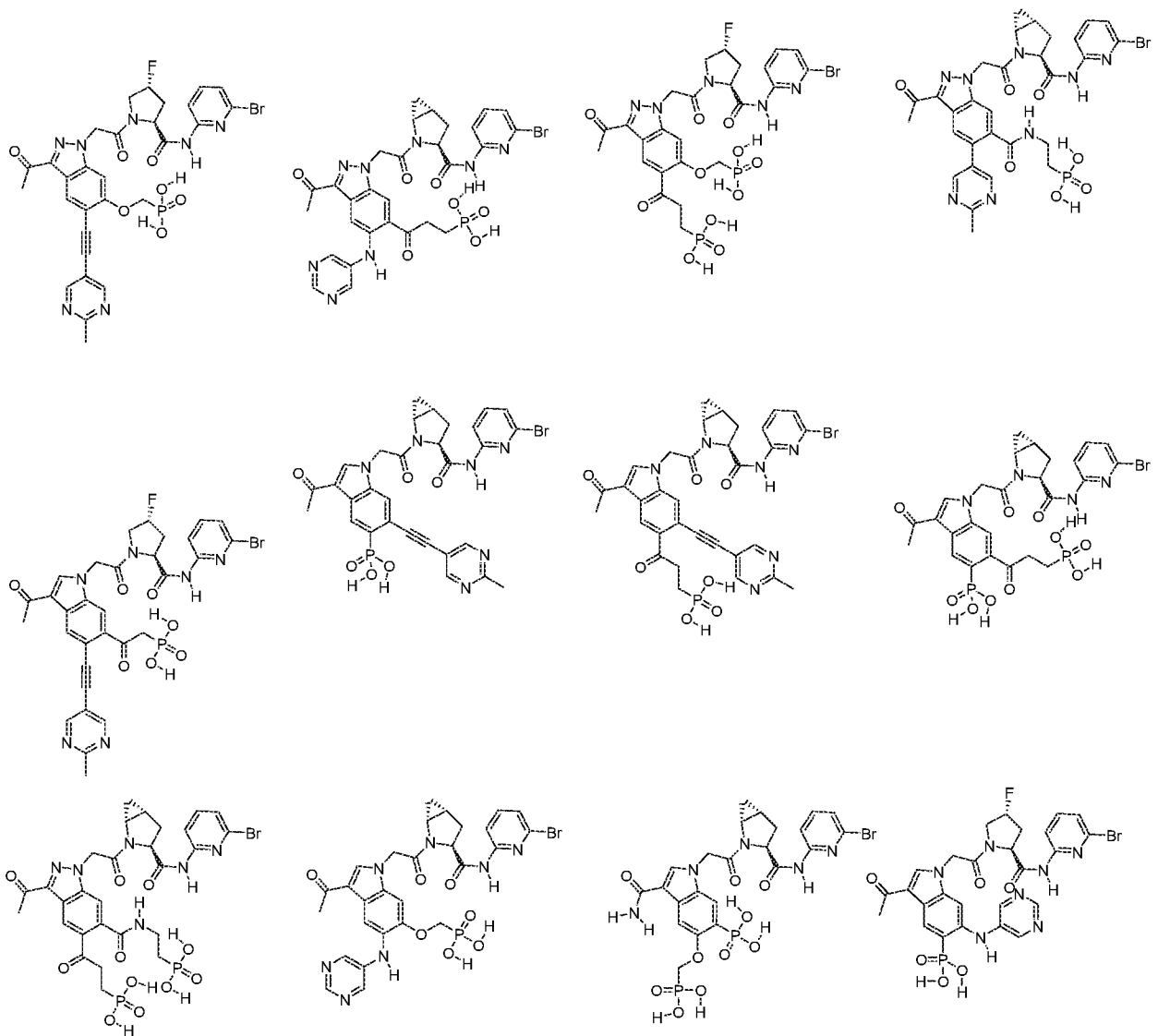


FIG. 17N



INTERNATIONAL SEARCH REPORT

International application No.

PCT/US2016/048709

A. CLASSIFICATION OF SUBJECT MATTER IPC(8) - A61K 31/40; A61K 31/167; A61K 31/395; C07D 401/14; C07D 403/14; C07D 471/04 (2016.01) CPC - A61K 31/40; A61K 31/167; A61K 31/395; C07D 401/14; C07D 403/14; C07D 471/04 (2016.11) According to International Patent Classification (IPC) or to both national classification and IPC		
B. FIELDS SEARCHED Minimum documentation searched (classification system followed by classification symbols) IPC(8) - A61K 31/40; A61K 31/167; A61K 31/395; C07D 401/14; C07D 403/14; C07D 471/04 (2016.01) CPC - A61K 31/40; A61K 31/167; A61K 31/395; C07D 401/14; C07D 403/14; C07D 471/04 (2016.11)		
Documentation searched other than minimum documentation to the extent that such documents are included in the fields searched USPC - 514/359; 514/408; 514/415; IPC(8) - A61K 31/40; A61K 31/167; A61K 31/395; C07D 401/14; C07D 403/14; C07D 471/04 (2016.01); CPC - A61K 31/40; A61K 31/167; A61K 31/395; C07D 401/14; C07D 403/14; C07D 471/04 (2016.11) (keyword delimited)		
Electronic data base consulted during the international search (name of data base and, where practicable, search terms used) PatBase, STN, PubChem, Google Patents, Google Scholar Search terms used: Pyrrolo[2,3-c]pyridazine 3-amido N-carboxamide tetrazole		
C. DOCUMENTS CONSIDERED TO BE RELEVANT		
Category*	Citation of document, with indication, where appropriate, of the relevant passages	Relevant to claim No.
A	US 2012/0295884 A1 (ALTMANN et al) 22 November 2012 (22.11.2012) entire document	1
A	US 2005/0267108 A1 (HSIEH et al) 01 December 2005 (01.12.2005) entire document	1
A	US 2005/0228000 A1 (SMALLHEER et al) 13 October 2005 (13.10.2005) entire document	1
<input type="checkbox"/> Further documents are listed in the continuation of Box C. <input type="checkbox"/> See patent family annex.		
* Special categories of cited documents:	"T" later document published after the international filing date or priority date and not in conflict with the application but cited to understand the principle or theory underlying the invention	
"A" document defining the general state of the art which is not considered to be of particular relevance	"X" document of particular relevance; the claimed invention cannot be considered novel or cannot be considered to involve an inventive step when the document is taken alone	
"E" earlier application or patent but published on or after the international filing date	"Y" document of particular relevance; the claimed invention cannot be considered to involve an inventive step when the document is combined with one or more other such documents, such combination being obvious to a person skilled in the art	
"L" document which may throw doubts on priority claim(s) or which is cited to establish the publication date of another citation or other special reason (as specified)	"&" document member of the same patent family	
"O" document referring to an oral disclosure, use, exhibition or other means		
"P" document published prior to the international filing date but later than the priority date claimed		
Date of the actual completion of the international search	Date of mailing of the international search report	
20 December 2016	17 JAN 2017	
Name and mailing address of the ISA/US	Authorized officer	
Mail Stop PCT, Attn: ISA/US, Commissioner for Patents P.O. Box 1450, Alexandria, VA 22313-1450 Facsimile No. 571-273-8300	Blaine R. Copenheaver PCT Helpdesk: 571-272-4300 PCT OSP: 571-272-7774	

INTERNATIONAL SEARCH REPORT

International application No.

PCT/US2016/048709

Box No. II Observations where certain claims were found unsearchable (Continuation of item 2 of first sheet)

This international search report has not been established in respect of certain claims under Article 17(2)(a) for the following reasons:

1. Claims Nos.:
because they relate to subject matter not required to be searched by this Authority, namely:

2. Claims Nos.:
because they relate to parts of the international application that do not comply with the prescribed requirements to such an extent that no meaningful international search can be carried out, specifically:

3. Claims Nos.: 5-20
because they are dependent claims and are not drafted in accordance with the second and third sentences of Rule 6.4(a).

Box No. III Observations where unity of invention is lacking (Continuation of item 3 of first sheet)

This International Searching Authority found multiple inventions in this international application, as follows:

See Extra Sheet

Claim 1 has been analyzed subject to the restriction that the claim reads on a compound of Formula I or the pharmaceutically acceptable salt or composition thereof wherein: Q1 is N(R1); Q2 is C(R2R2'); Q3 is N(R3); X1 and X2 are independently N; R1, R2, R2', and R3 are independently hydrogen; A is the first shown structure; R4 is -CHO; R5 is -CHO; R7 is hydrogen; X11 is N; X12 is N; X13 is CR13; X14 is CR14; R13 is an R69 moiety, wherein R69 is R80; R80 is -C2alkynylR70; R70 is hydrogen; R14 is hydrogen; L is a bond; B is a monocyclic carbocyclic with 4 ring atoms, which is unsubstituted.

1. As all required additional search fees were timely paid by the applicant, this international search report covers all searchable claims.
2. As all searchable claims could be searched without effort justifying additional fees, this Authority did not invite payment of additional fees.
3. As only some of the required additional search fees were timely paid by the applicant, this international search report covers only those claims for which fees were paid, specifically claims Nos.:
4. No required additional search fees were timely paid by the applicant. Consequently, this international search report is restricted to the invention first mentioned in the claims; it is covered by claims Nos.:

1

- Remark on Protest**
- The additional search fees were accompanied by the applicant's protest and, where applicable, the payment of a protest fee.
- The additional search fees were accompanied by the applicant's protest but the applicable protest fee was not paid within the time limit specified in the invitation.
- No protest accompanied the payment of additional search fees.

Continued from Box No. III Observations where unity of invention is lacking

This application contains the following inventions or groups of inventions which are not so linked as to form a single general inventive concept under PCT Rule 13.1. In order for all inventions to be examined, the appropriate additional examination fees need to be paid.

Group I+: claims 1-4 are drawn to compounds of Formula I or the pharmaceutically acceptable salt or composition thereof.

The first invention of Group I+ is restricted based on the proviso that no more than two of X11, X12, X13, and X14 are N; and is restricted to a compound of Formula I or the pharmaceutically acceptable salt or composition thereof wherein: Q1 is N(R1); Q2 is C(R2R2'); Q3 is N(R3); X1 and X2 are independently N; R1, R2, R2', and R3 are independently hydrogen; A is the first shown structure; R4 is -CHO; R5 is -CHO; R7 is hydrogen; X11 is N; X12 is N; X13 is CR13; X14 is CR14; R13 is an R69 moiety, wherein R69 is R80; R80 is -C2alkynylR70; R70 is hydrogen; R14 is hydrogen; L is a bond; B is a monocyclic carbocyclic with 4 ring atoms, which is unsubstituted. It is believed that claim 1 reads on this first named invention and thus this claim will be searched without fee to the extent that they read on the above embodiment.

Applicant is invited to elect additional formula(e) for each additional compound to be searched in a specific combination by paying an additional fee for each set of election. Each additional elected formula(e) requires the selection of a single definition for each compound variable. An exemplary election would be a compound of Formula I or the pharmaceutically acceptable salt or composition thereof wherein: Q1 is C(R1R1'); Q2 is C(R2R2'); Q3 is S; X1 and X2 are independently CH; R1, R1', R2, R2', and R3 are independently hydrogen; A is the first shown structure; R4 is -CHO; R5 is -CHO; R7 is hydrogen; X11 is N; X12 is N; X13 is CR13; X14 is CR14; R13 is an R69 moiety, wherein R69 is R80; R80 is -C2alkynylR70; R70 is hydrogen; R14 is hydrogen; L is a bond; B is a monocyclic carbocyclic with 4 ring atoms, which is unsubstituted. Additional formula(e) will be searched upon the payment of additional fees. Applicants must specify the claims that read on any additional elected inventions. Applicants must further indicate, if applicable, the claims which read on the first named invention if different than what was indicated above for this group. Failure to clearly identify how any paid additional invention fees are to be applied to the "+" group(s) will result in only the first claimed invention to be searched/examined.

The inventions listed in Groups I+ do not relate to a single general inventive concept under PCT Rule 13.1, because under PCT Rule 13.2 they lack the same or corresponding special technical features for the following reasons:

The Groups I+ formulae do not share a significant structural element requiring the selection of alternatives for the compound variables A, X1, X2, Q1, Q2, Q3, L, and B.

The Groups I+ share the technical features of a compound having the core structure of Formula I or the pharmaceutically acceptable salt or composition thereof. However, these shared technical features do not represent a contribution over the prior art.

Specifically, US 2012/0295884 A1 to Altmann et al. teach a compound having the core structure of Formula I or the pharmaceutically acceptable salt or composition thereof (Para. [1714];...see product...).

The inventions listed in Groups I+ therefore lack unity under Rule 13 because they do not share a same or corresponding special technical feature.