



US00D707229S

(12) **United States Design Patent**  
**Almodova**

(10) **Patent No.:** **US D707,229 S**

(45) **Date of Patent:** **\*\* Jun. 17, 2014**

(54) **ELECTRONIC DEVICE COVER**

(75) Inventor: **Michael Almodova**, San Francisco, CA (US)

(73) Assignee: **Restoration Hardware, Inc.**, Corte Madera, CA (US)

(\*\*) Term: **14 Years**

(21) Appl. No.: **29/429,752**

(22) Filed: **Aug. 15, 2012**

(51) **LOC (10) Cl.** ..... **14-02**

(52) **U.S. Cl.**  
USPC ..... **D14/440**

(58) **Field of Classification Search**  
USPC ..... D14/250, 251, 253, 240, 217, 496, 440,  
D14/203.3, 203.4, 203.5, 203.8, 341, 318;  
D3/218, 215, 201, 294, 289, 900;  
220/4.02; 248/309.1; 361/679.56;  
379/426, 433.11, 455; 455/575.1,  
455/575.8; 190/100; 206/305, 320;  
D21/469

See application file for complete search history.

(56) **References Cited**

U.S. PATENT DOCUMENTS

2,354,782	A *	8/1944	Stradling et al.	281/16
4,703,160	A *	10/1987	Narishima et al.	235/1 D
4,718,550	A *	1/1988	Johnson	206/387.13
D466,356	S *	12/2002	Marsilio	D6/632
D469,438	S *	1/2003	Corrales	D14/432
D471,008	S *	3/2003	Dubone	D3/247
D478,623	S *	8/2003	Wilburn	D19/26
6,646,672	B2 *	11/2003	Feierbach	348/14.02
D546,878	S *	7/2007	Bharma	D19/26
7,318,521	B2 *	1/2008	Lau	206/45.24
D581,865	S *	12/2008	Koza	D13/102
D584,314	S *	1/2009	Davis et al.	D14/440
7,542,052	B2 *	6/2009	Solomon et al.	345/659

D609,226	S *	2/2010	Hofer et al.	D14/248
8,016,107	B2 *	9/2011	Emsky	206/320
D646,266	S *	10/2011	Kim et al.	D14/250
D648,529	S *	11/2011	Brown	D3/269
D654,069	S *	2/2012	Kwon et al.	D14/250
8,132,670	B1 *	3/2012	Chen	206/320
D659,139	S *	5/2012	Gengler	D14/392
D662,100	S *	6/2012	Van Den Nieuwenhuizen et al.	D14/440
D662,503	S *	6/2012	Akana et al.	D14/439
D663,304	S *	7/2012	Akana et al.	D14/440
8,230,992	B2 *	7/2012	Law et al.	206/320
D665,809	S *	8/2012	Wang et al.	D14/439
8,235,208	B2 *	8/2012	Sirichai et al.	206/320

(Continued)

*Primary Examiner* — Cynthia Underwood

(74) *Attorney, Agent, or Firm* — Lewis Roca Rothgerber LLP

(57) **CLAIM**

The ornamental design for an electronic device cover, as shown and described.

**DESCRIPTION**

FIG. 1 is a perspective view of an electronic device cover in a standing position showing my new design, with an electronic device shown in broken lines for environmental purposes only and forms no part of the claimed electronic device cover design;

FIG. 2 is a front view of my electronic device cover in a flat, open position;

FIG. 3 is a top view thereof in a flat closed position;

FIG. 4 is a front view thereof in a flat closed position;

FIG. 5 is a right side view thereof in a flat closed position;

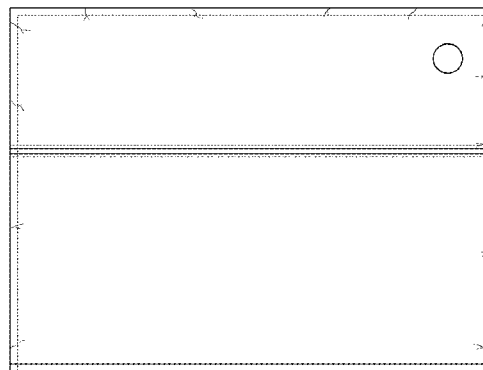

FIG. 6 is a left side view thereof in a flat closed position;

FIG. 7 is a bottom view thereof in a flat closed position; and,

FIG. 8 is a rear view thereof in a flat closed position.

The short dotted lines represent stitching and form part of the claim.

**1 Claim, 4 Drawing Sheets**



(56)

**References Cited**

U.S. PATENT DOCUMENTS

8,245,843	B1 *	8/2012	Wu	.....	206/320	2009/0194209	A1 *	8/2009	De Filippis et al.	.....	150/107
D669,480	S *	10/2012	Piedra et al.	.....	D14/440	2010/0289390	A1 *	11/2010	Kenney	.....	312/223.1
D672,353	S *	12/2012	Liu	.....	D14/440	2012/0037523	A1 *	2/2012	Diebel et al.	.....	206/320
D694,245	S *	11/2013	Sanz	.....	D14/440	2012/0043231	A1 *	2/2012	Perrier et al.	.....	206/216
D696,256	S *	12/2013	Piedra et al.	.....	D14/440	2012/0170212	A1 *	7/2012	Gallouzi et al.	.....	361/679.56
						2012/0194448	A1 *	8/2012	Rothkopf	.....	345/173
						2012/0212896	A1 *	8/2012	Schulz	.....	361/679.02

\* cited by examiner




FIG. 1

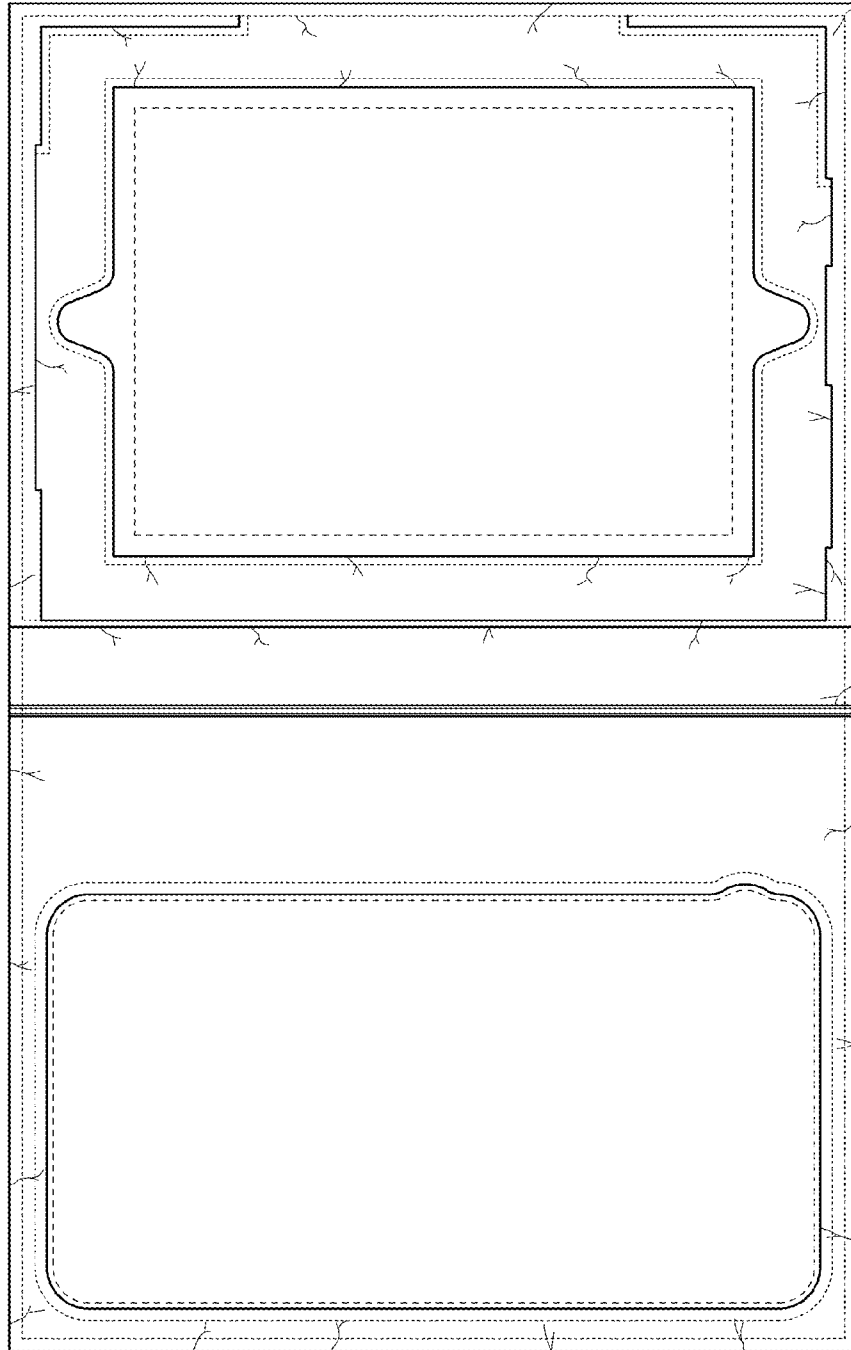


FIG. 2



FIG. 3




FIG. 5




FIG. 4

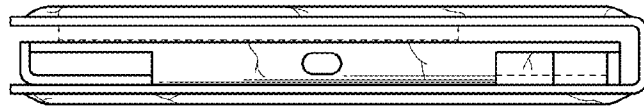


FIG. 6



FIG. 7

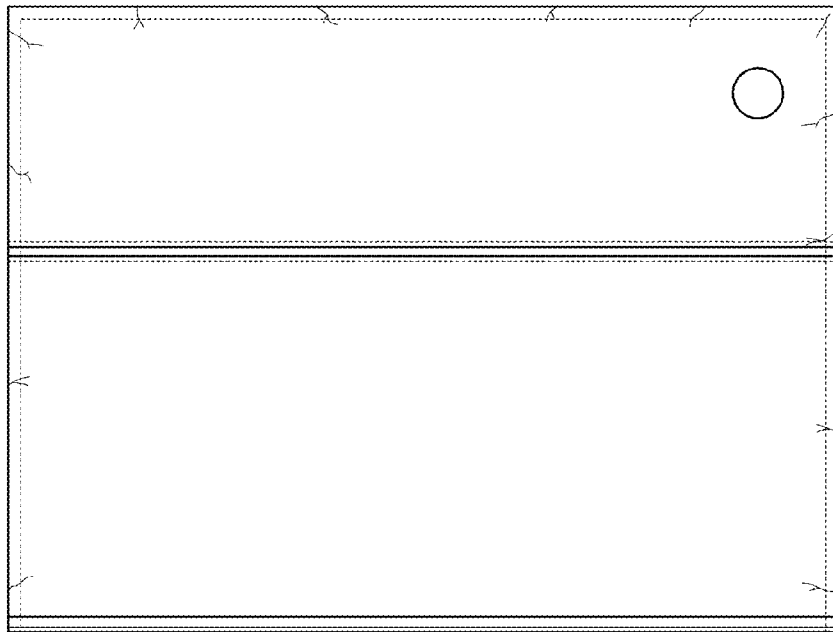


FIG. 8