



US00D807861S

(12) **United States Design Patent**
VanDuyn et al.

(10) **Patent No.:** **US D807,861 S**

(45) **Date of Patent:** **** Jan. 16, 2018**

- (54) **REMOTE CONTROL**
- (71) Applicants: **Echostar Technologies L.L.C.**,
Englewood, CO (US); **DISH Network L.L.C.**, Englewood, CO (US)
- (72) Inventors: **Luke VanDuyn**, Conifer, CO (US);
David London, Denver, CO (US);
James Wilde, Denver, CO (US)
- (73) Assignees: **ECHOSTAR TECHNOLOGIES L.L.C.**, Englewood, CO (US); **DISH NETWORK L.L.C.**, Englewood, CO (US)

D515,072 S *	2/2006	Lee	D14/218
D523,420 S *	6/2006	Mabry	D14/218
D559,254 S *	1/2008	Ashida	D14/400
D559,847 S *	1/2008	Ashida	D14/400
D563,948 S *	3/2008	d'Hoore	D14/218
D614,604 S *	4/2010	Hoehn	D14/218
D639,278 S *	6/2011	Chai	D14/218
D649,138 S *	11/2011	Akana	D13/168
D661,689 S *	6/2012	Weitgasser	D14/218
D661,690 S *	6/2012	Weitgasser	D14/218
D752,555 S *	3/2016	Langhammer	D14/218
D763,830 S *	8/2016	Jones	D14/218
D770,422 S *	11/2016	Park	D14/218
D781,249 S *	3/2017	Park	D13/168
D787,474 S *	5/2017	Yap	D14/218
D790,484 S *	6/2017	Bristol	D13/168

(**) Term: **15 Years**

* cited by examiner

(21) Appl. No.: **29/579,541**

Primary Examiner — John Windmuller

Assistant Examiner — Benjamin Weeks

(22) Filed: **Sep. 30, 2016**

(74) *Attorney, Agent, or Firm* — Kilpatrick Townsend & Stockton LLP

(51) **LOC (11) Cl.** **14-03**

(52) **U.S. Cl.** **D14/218**

USPC **D14/218**

(58) **Field of Classification Search**

USPC D13/168; D14/137-139, 150, 151, 217,
D14/218, 240, 247.388-390, 396, 511,
D14/455; D18/2, 7; D21/324-333, 512,
D21/516, 517
CPC G08C 19/12; H04N 5/44; H04L 17/02
See application file for complete search history.

(56) **References Cited**

U.S. PATENT DOCUMENTS

D415,735 S *	10/1999	Zuege	D13/168
D450,337 S *	11/2001	Hamamura	D13/168

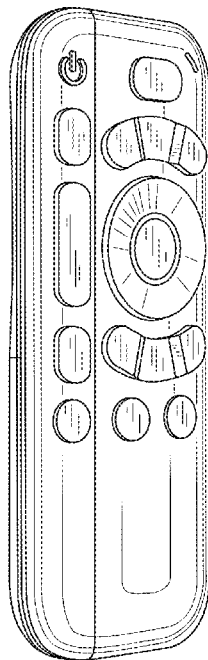
(57) **CLAIM**

We claim the ornamental design for a remote control, as shown and described.

DESCRIPTION

FIG. 1 is a perspective view of a remote control;
FIG. 2 is a front view thereof;
FIG. 3 is a back view thereof;
FIG. 4 is a right side view thereof;
FIG. 5 is a left side view thereof;
FIG. 6 is a top view thereof; and,
FIG. 7 is a bottom view thereof.

1 Claim, 6 Drawing Sheets



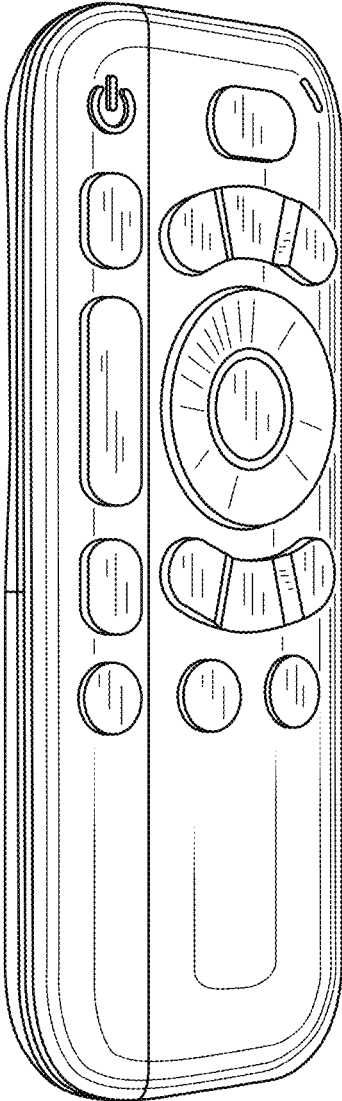


FIG.1

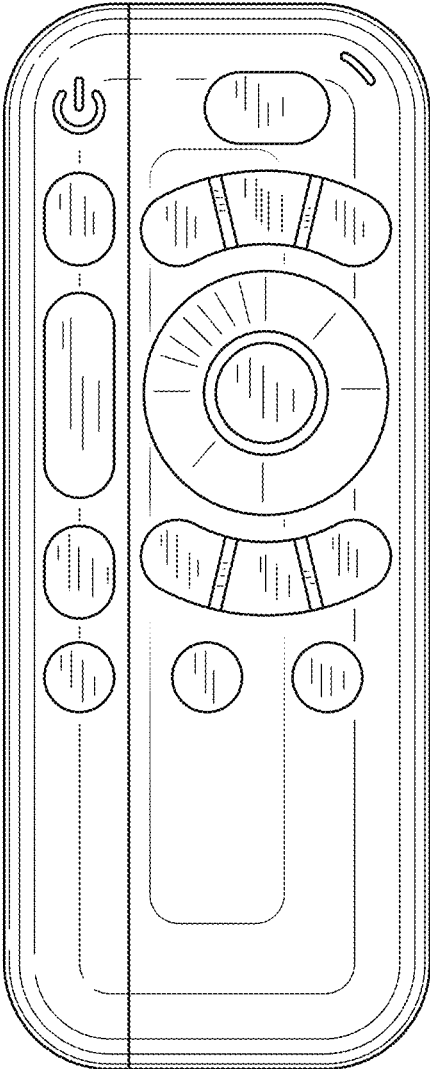


FIG.2

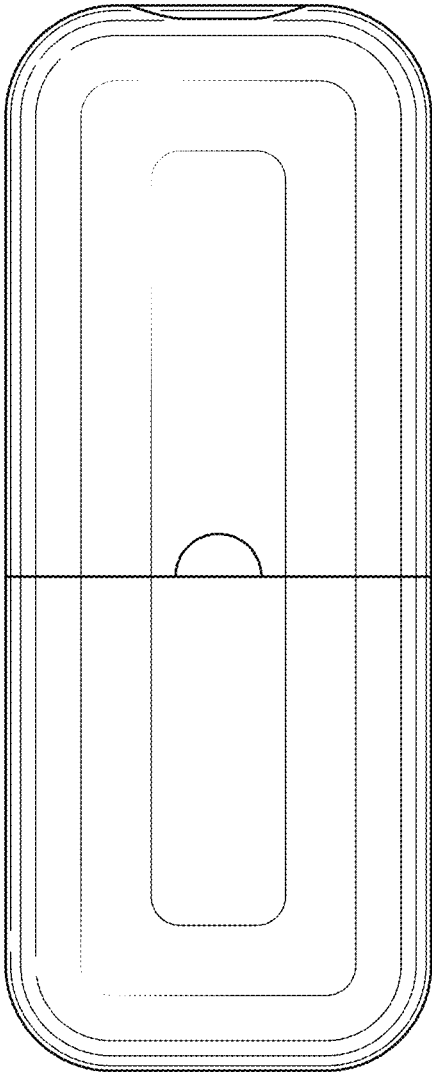


FIG.3

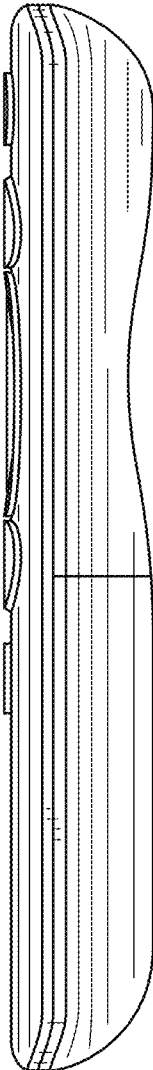


FIG.4

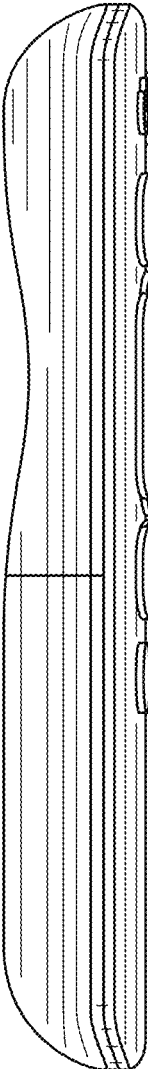


FIG.5

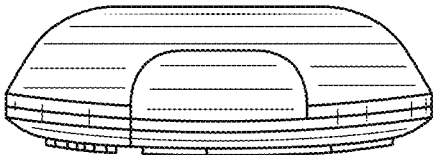


FIG. 6

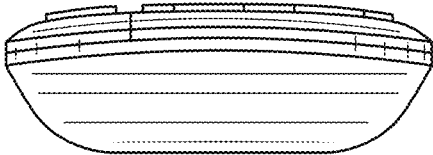


FIG. 7