

(19) World Intellectual Property Organization
International Bureau



(43) International Publication Date
22 February 2001 (22.02.2001)

PCT

(10) International Publication Number
WO 01/13481 A1

(51) International Patent Classification⁷: H01S 5/32

TAYEBATI, Parviz; Apartment 2C, 65 East India Road, Boston, MA 02110 (US).

(21) International Application Number: PCT/US00/22062

(74) Agent: PANDISCIO, Mark, J.; Pandiscio & Pandiscio, 470 Totten Pond Road, Waltham, MA 02451-1914 (US).

(22) International Filing Date: 11 August 2000 (11.08.2000)

(25) Filing Language: English

(81) Designated State (national): CA.

(26) Publication Language: English

(84) Designated States (regional): European patent (AT, BE, CH, CY, DE, DK, ES, FI, FR, GB, GR, IE, IT, LU, MC, NL, PT, SE).

(30) Priority Data:
60/148,629 12 August 1999 (12.08.1999) US

Published:
— With international search report.

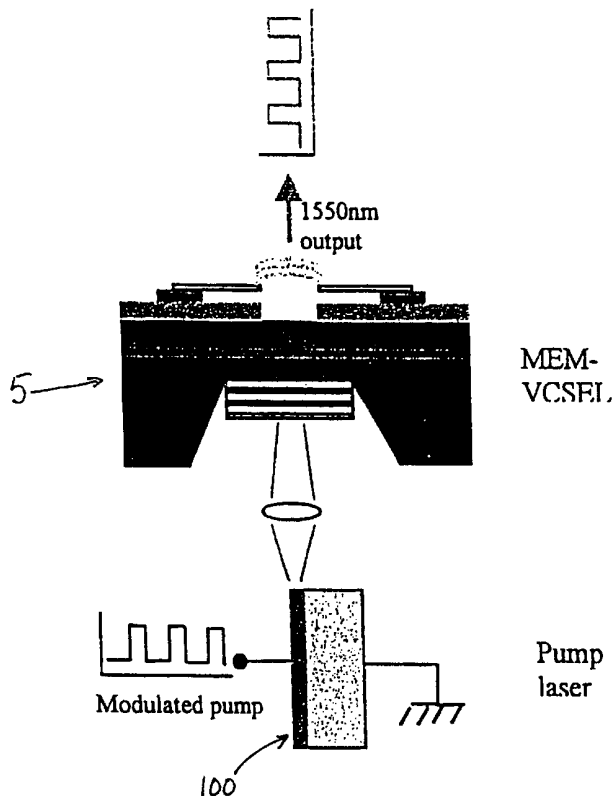
(71) Applicant: CORETEK, INC. [US/US]; 299 Ballardvale Street, Wilmington, MA 01887 (US).

For two-letter codes and other abbreviations, refer to the "Guidance Notes on Codes and Abbreviations" appearing at the beginning of each regular issue of the PCT Gazette.

(72) Inventors: VAKHSHOORI, Daryoosh; Apartment 205, 10 Rogers Street, Cambridge, MA 02110 (US).

(54) Title: METHOD FOR MODULATING AN OPTICALLY PUMPED, TUNABLE VERTICAL CAVITY SURFACE EMITTING LASER (VCSEL)

(57) Abstract: A method for modulating the output of an optically pumped, tunable VCSEL (5). Two approaches are disclosed. In a first approach, the output of the VCSEL (5) is modulated by modulating the pump laser (100). In a second approach, the output of the VCSEL (5) is modulated by modulating a voltage applied across the active region.



WO 01/13481 A1

METHOD FOR MODULATING AN OPTICALLY PUMPED, TUNABLE
VERTICAL CAVITY SURFACE EMITTING LASER (VCSEL)

Reference To Pending Prior Patent Application

This patent application claims benefit of pending prior U.S. Provisional Patent Application Serial No. 60/148,629, filed 08/12/99 by Daryoosh Vakhshoori and Parviz Tayebati for MODULATION METHODS OF OPTICALLY PUMPED TUNABLE VERTICAL CAVITY SURFACE EMITTING LASERS, which patent application is hereby incorporated herein by reference.

Field Of The Invention

This invention relates to photonic devices in general, and more particularly to tunable lasers.

Background Of The Invention

In pending prior U.S. Patent Application Serial No. 09/105,399, filed 06/26/98 by Parviz Tayebati et al. for MICROELECTROMECHANICALLY TUNABLE, CONFOCAL, VERTICAL CAVITY SURFACE EMITTING LASER AND FABRY-PEROT

FILTER, and in pending prior U.S. Patent Application Serial No. 09/543,318, filed 04/05/00 by Peidong Wang et al. for SINGLE MODE OPERATION OF MICROMECHANICALLY TUNABLE, HALF-SYMMETRIC, VERTICAL CAVITY SURFACE EMITTING LASERS, which patent applications are hereby incorporated herein by reference, there are disclosed tunable Fabry-Perot filters and tunable vertical cavity surface emitting lasers (VCSEL's).

More particularly, and looking now at Fig. 1, there is shown a tunable vertical cavity surface emitting laser (VCSEL) 5 formed in accordance with the aforementioned U.S. Patent Applications Serial Nos. 09/105,399 and 09/543,318. VCSEL 5 generally comprises a substrate 10, a bottom mirror 20 mounted to the top of substrate 10, a gain medium (or "active region") 23 mounted to the top of bottom mirror 20, a bottom electrode 15 mounted to the top of gain medium 23, a thin support 25 atop bottom electrode 15, a top electrode 30 fixed to the underside of thin support 25, a reinforcer 35 fixed to the outside perimeter of thin support 25, and a confocal top mirror 40 set atop

- 3 -

thin support 25, with an air cavity 45 being formed between bottom mirror 20 and top mirror 40.

As a result of this construction, when active region 23 is appropriately stimulated, e.g., by optical pumping or electrical current, lasing can be established within air cavity 45, between top mirror 40 and bottom mirror 20. Furthermore, by applying an appropriate voltage across top electrode 30 and bottom electrode 15, the position of top mirror 40 can be changed relative to bottom mirror 20, whereby to change the length of the laser's resonant cavity, and hence tune VCSEL 5.

The present invention is directed to VCSEL's which are constructed so as to have their active region stimulated by optical pumping.

Objects Of The Invention

The primary object of the present invention is to provide a novel method for modulating the output of an optically pumped, tunable VCSEL.

Another object of the present invention is to provide a novel method for modulating the output of an optically pumped, tunable VCSEL by modulating the pump laser.

And another object of the present invention is to provide a novel method for modulating the output of an optically pumped, tunable VCSEL by modulating a voltage applied across the active region.

Summary Of The Invention

These and other objects are addressed by the present invention.

In one form of the invention, there is provided a method for modulating the output of an optically pumped, tunable VCSEL, wherein the method comprises the steps of: (1) optically pumping the VCSEL with a pump laser so as to cause the VCSEL to generate an output; and (2) modulating the output light power of the pump laser so as to modulate the carrier population in the VCSEL's active region whereby to modulate the output of the VCSEL.

In another form of the invention, there is provided a method for modulating the output of an optically pumped, tunable VCSEL, wherein the method comprises the steps of: (1) optically pumping the VCSEL with a pump laser so as to cause the VCSEL to generate an output; and (2) applying a voltage across the active region so as to alter the optical power circulating in the VCSEL's cavity, whereby to increase or decrease the output power of the VCSEL.

Brief Description Of The Drawings

These and other objects and features of the present invention will be more fully disclosed or rendered obvious by the following detailed description of the preferred embodiments of the invention, which is to be considered together with the accompanying drawings wherein like numbers refer to like parts and further wherein:

Fig. 1 is a schematic side view of a tunable VCSEL;

Fig. 2 is a schematic diagram showing the output of an optically pumped, tunable VCSEL being modulated by modulating the pump laser; and

Fig. 3 is a schematic diagram showing the output of an optically pumped, tunable VCSEL being modulated by modulating a voltage applied across the VCSEL's active region.

Detailed Description Of The Preferred Embodiments

The present invention provides two ways for modulating the output of an optically pumped, tunable vertical cavity surface emitting laser (VCSEL).

In the first approach, the pump laser is directly modulated in the manner shown in Fig. 2. More particularly, the pump laser 100 is imaged on the active region of VCSEL 5. The pump laser can be of the 980 nm or 1400-1500 nm variety, and is typically of edge-emitting geometry. As the output light power of the pump laser 100 is modulated, the carrier population in the VCSEL's active region is also

modulated. This in turn results in modulation of the output of VCSEL 5.

In the second approach, the P-N junction of the VCSEL's active region is either forward or reverse biased to modulate the output of VCSEL 5. This is schematically illustrated in Fig. 3. More particularly, in this approach, the pump laser 100 is operated in CW mode and biases the VCSEL's output to a DC level. Then the application of the voltage V_2-V_1 across the active region will add to, or subtract from, the optical power circulating in the VCSEL's cavity, resulting in an increase, or decrease, in the output power of VCSEL 5.

Modifications

It is to be understood that the present invention is by no means limited to the particular constructions and method steps disclosed above and/or shown in the drawings, but also comprises any modifications or equivalents within the scope of the claims.

What Is Claimed Is:

1. A method for modulating the output of an optically pumped, tunable VCSEL, wherein said method comprises the steps of:

(1) optically pumping the VCSEL with a pump laser so as to cause the VCSEL to generate an output; and

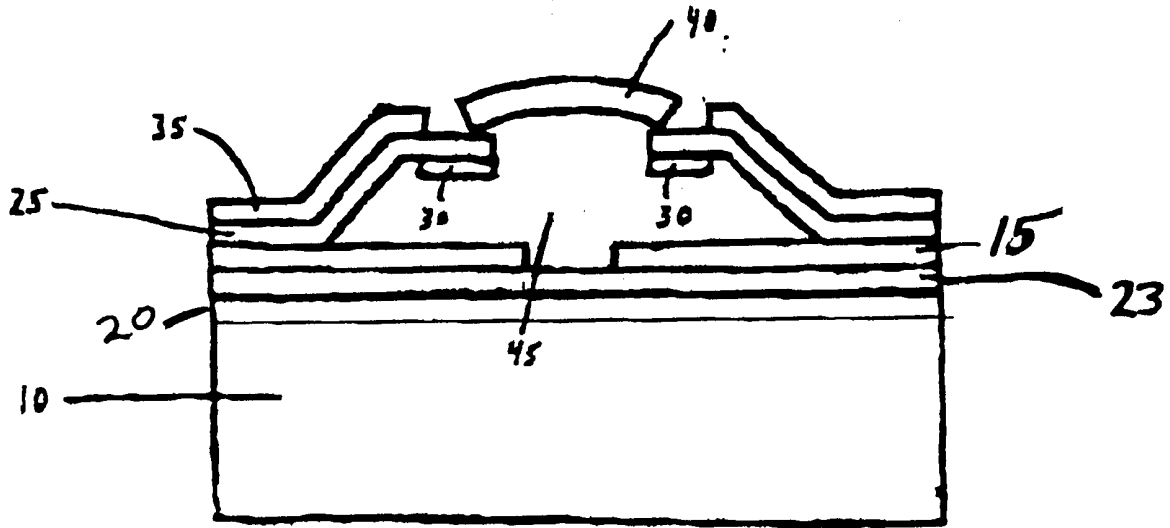
(2) modulating the output light power of the pump laser so as to modulate the carrier population in the VCSEL's active region, whereby to modulate the output of the VCSEL.

2. A method for modulating the output of an optically pumped, tunable VCSEL, wherein said method comprises the steps of:

(1) optically pumping the VCSEL with a pump laser so as to cause the VCSEL to generate an output; and

(2) applying a voltage across the VCSEL's active region so as to alter the optical power circulating in

the VCSEL's cavity, whereby to increase or decrease the output power of the VCSEL.



5

FIG. 1

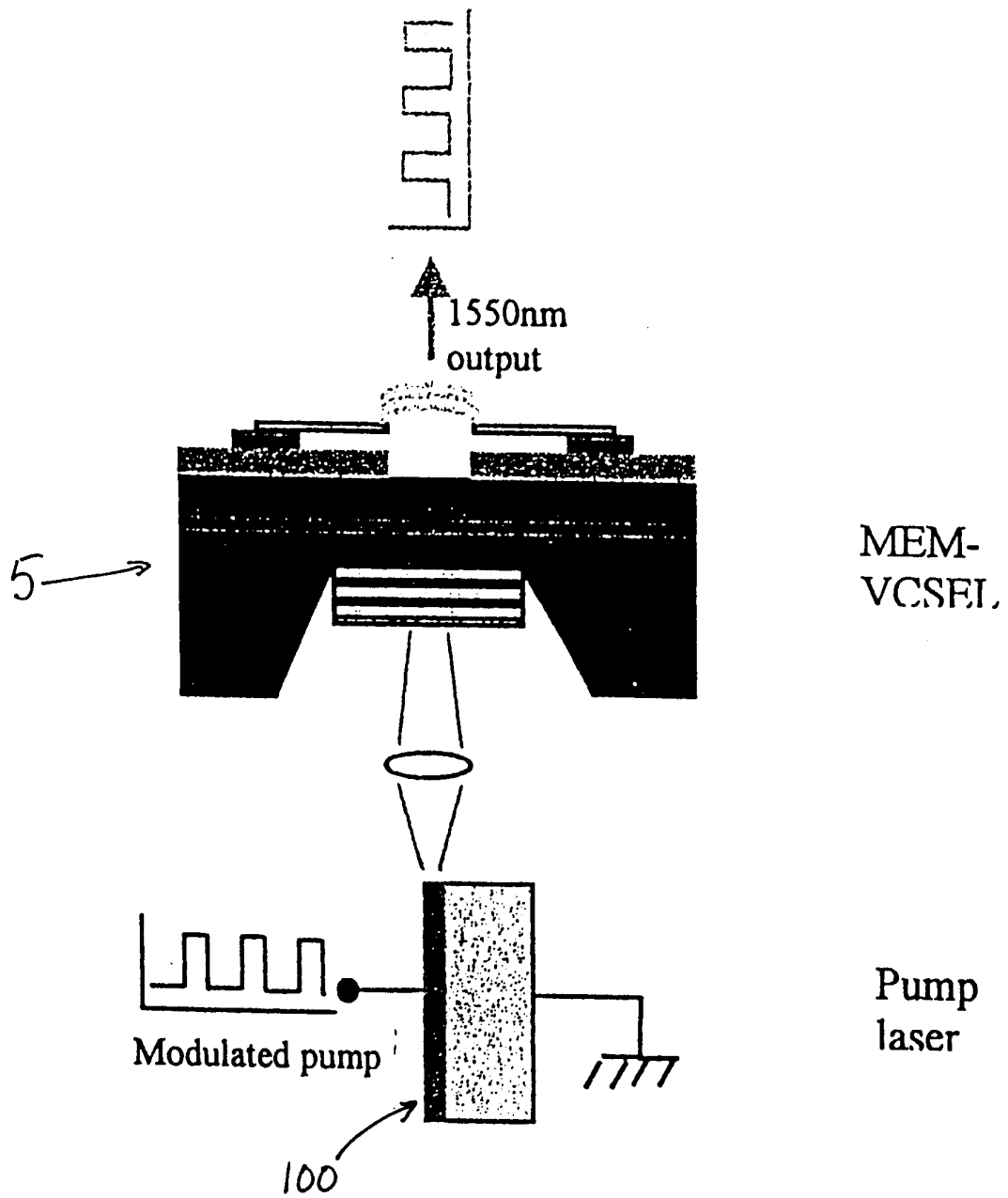


Fig. 2

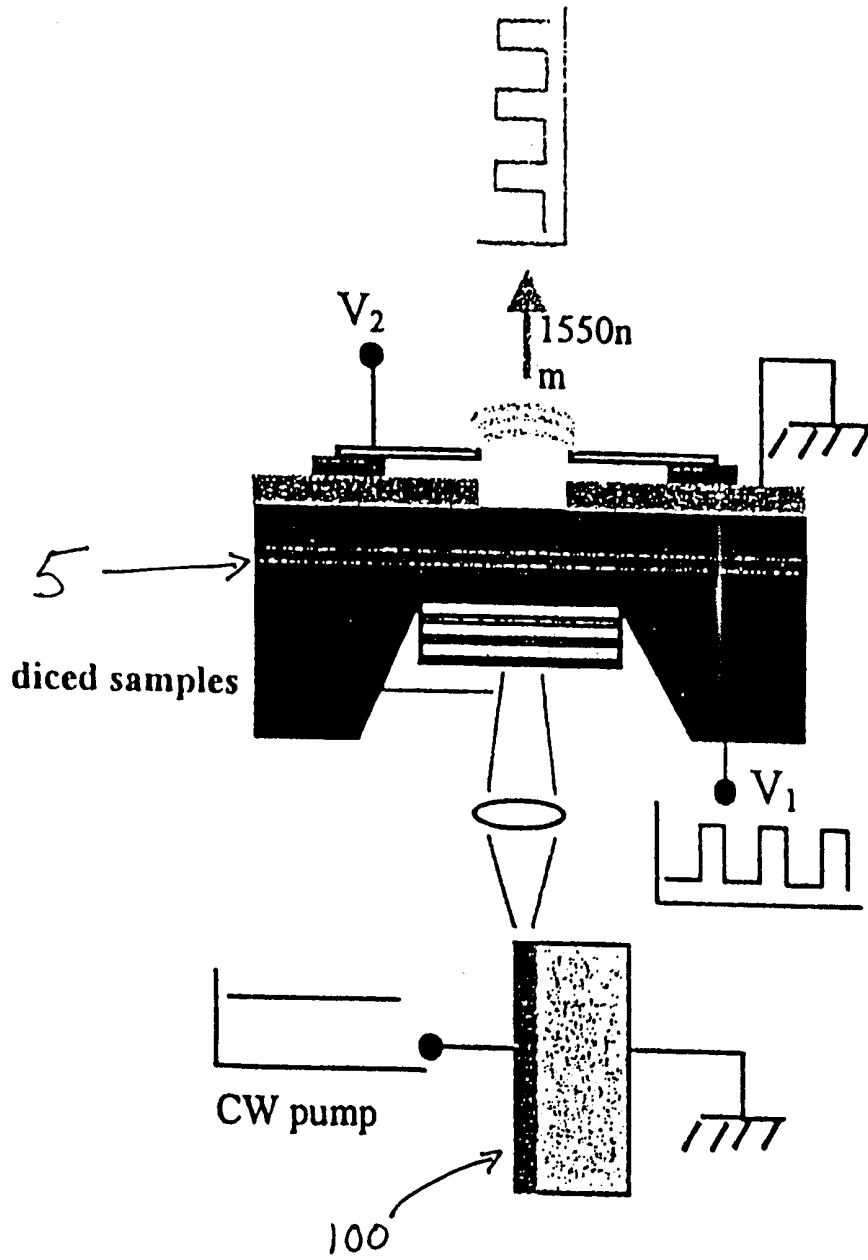


Fig. 3

INTERNATIONAL SEARCH REPORT

International application No.

PCT/US00/22062

A. CLASSIFICATION OF SUBJECT MATTER
 IPC(7) : H 01 S 5/32
 US CL : 372/50
 According to International Patent Classification (IPC) or to both national classification and IPC

B. FIELDS SEARCHED
 Minimum documentation searched (classification system followed by classification symbols)
 U.S. : 372/50

Documentation searched other than minimum documentation to the extent that such documents are included in the fields searched


Electronic data base consulted during the international search (name of data base and, where practicable, search terms used)

C. DOCUMENTS CONSIDERED TO BE RELEVANT

Category *	Citation of document, with indication, where appropriate, of the relevant passages	Relevant to claim No.
X,E	US 6,088,376 A (O'Brian et al) 11 July 2000 (11.07.2000), Entire patent	1, 2
X,P	US 5,991,318 A (Caprara et al) 23 November 1999 (23.11.99), Entire patent	1, 2
A	US 5,933, 444 A (Molva et al.) 03 August 1999 (03.08.99)	1, 2

Further documents are listed in the continuation of Box C. See patent family annex.

* Special categories of cited documents:	"T" later document published after the international filing date or priority date and not in conflict with the application but cited to understand the principle or theory underlying the invention
"A" document defining the general state of the art which is not considered to be of particular relevance	"X" document of particular relevance; the claimed invention cannot be considered novel or cannot be considered to involve an inventive step when the document is taken alone
"E" earlier application or patent published on or after the international filing date	"Y" document of particular relevance; the claimed invention cannot be considered to involve an inventive step when the document is combined with one or more other such documents, such combination being obvious to a person skilled in the art
"L" document which may throw doubts on priority claim(s) or which is cited to establish the publication date of another citation or other special reason (as specified)	"&" document member of the same patent family
"O" document referring to an oral disclosure, use, exhibition or other means	
"P" document published prior to the international filing date but later than the priority date claimed	

Date of the actual completion of the international search 08 September 2000 (08.09.2000)	Date of mailing of the international search report 17 OCT 2000
Name and mailing address of the ISA/US Commissioner of Patents and Trademarks Box PCT Washington, D.C. 20231 Facsimile No. (703)305-3230	Authorized officer Teresa M Arroyo  Telephone No. 703-308-0956 