



US00D533211S

(12) **United States Design Patent**  
**Kyser**

(10) **Patent No.:** **US D533,211 S**

(45) **Date of Patent:** **\*\* Dec. 5, 2006**

(54) **CAPO FOR A STRINGED MUSICAL INSTRUMENT**

6,008,441 A \* 12/1999 Steinberger ..... 84/318

**OTHER PUBLICATIONS**

(76) Inventor: **Milton H. Kyser**, 15353 County Rd.  
109, Kaufman, TX (US) 75142

Grossman Musical Instruments Catalog, 1968 p. 372 (Bill Russel Guitar Capo, Item No. 7190).\*

(\*\*) Term: **14 Years**

\* cited by examiner

(21) Appl. No.: **29/215,394**

*Primary Examiner*—Adir Aronovich

(22) Filed: **Oct. 19, 2004**

(74) *Attorney, Agent, or Firm*—John A. Thomas

(51) **LOC (8) Cl.** ..... **17-03**

(57) **CLAIM**

(52) **U.S. Cl.** ..... **D17/20; D17/21**

The ornamental design for a capo for a stringed musical instrument, as shown and described.

(58) **Field of Classification Search** ..... D17/14,  
D17/20, 21; 84/318

See application file for complete search history.

**DESCRIPTION**

(56) **References Cited**

FIG. 1 is a perspective view of a capo for a stringed musical instrument showing my new design;

**U.S. PATENT DOCUMENTS**

FIG. 2 is a right side view of the capo;

4,143,576	A	*	3/1979	Nichols et al.	.....	84/318
4,149,443	A	*	4/1979	Bringe	.....	84/318
4,583,440	A		4/1986	Powell, Jr.	.....	84/318
D372,259	S		7/1996	Kyser	.....	D17/21
D378,825	S	*	4/1997	Dunlop	.....	D17/20
5,623,110	A	*	4/1997	Hoglund et al.	.....	84/318

FIG. 3 is a perspective view opposite from FIG. 1;

FIG. 4 is a left side of the capo;

FIG. 5 is a top down view of the capo; and,

FIG. 6 is a bottom view of the capo.

**1 Claim, 1 Drawing Sheet**

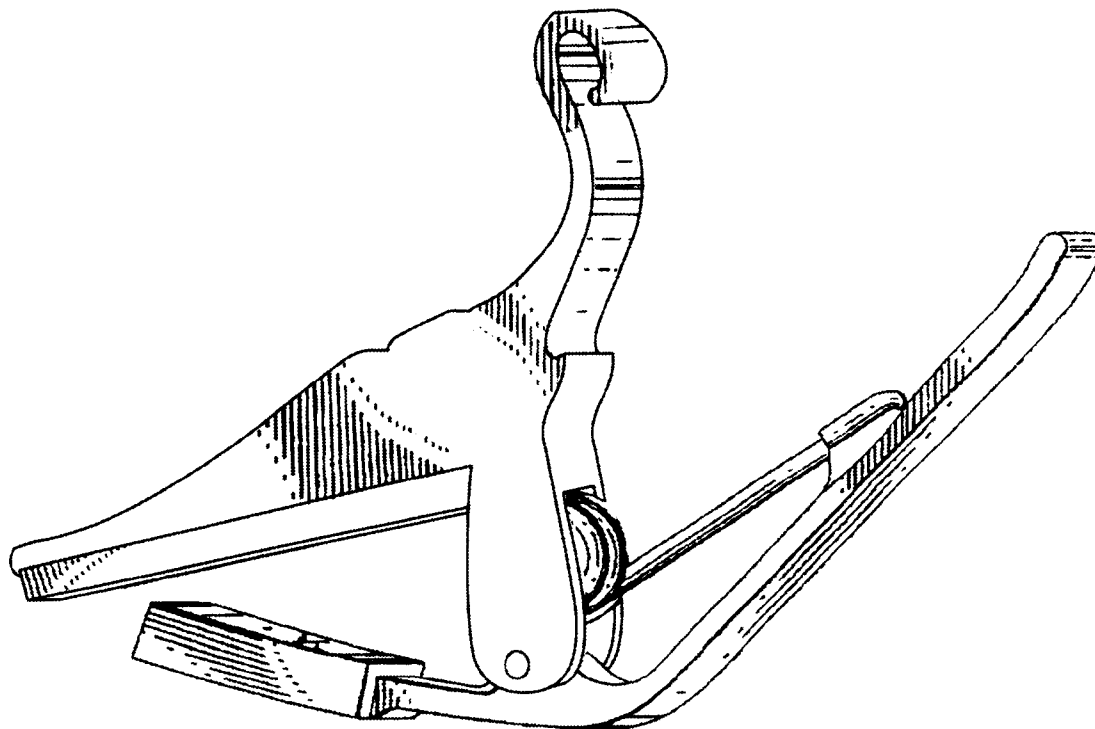


FIG. 1

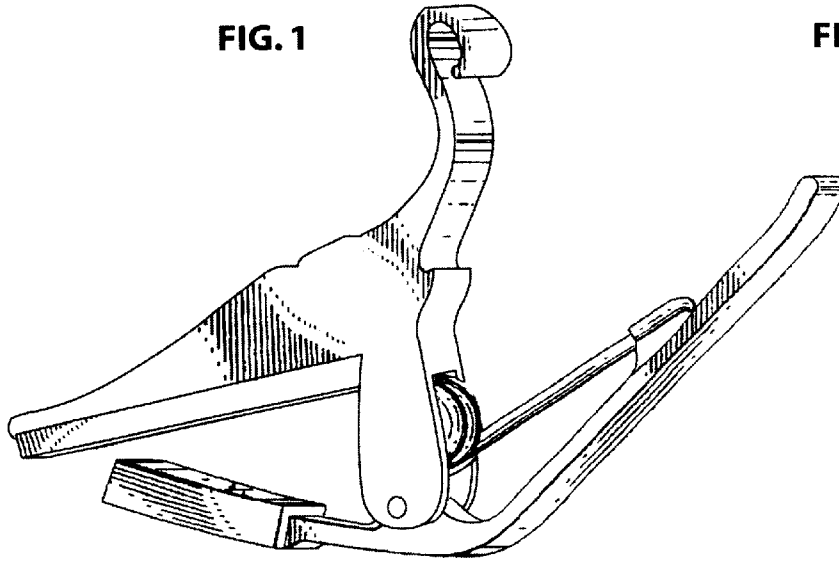


FIG. 2




FIG. 3

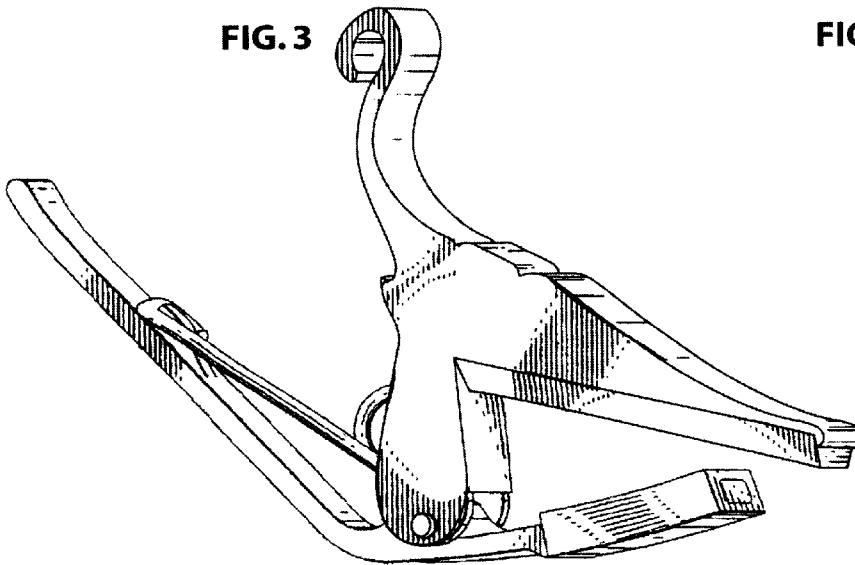


FIG. 4



FIG. 5



FIG. 6



UNITED STATES PATENT AND TRADEMARK OFFICE  
**CERTIFICATE OF CORRECTION**

PATENT NO. : Des. 533,211 S  
APPLICATION NO. : 29/215394  
DATED : December 5, 2006  
INVENTOR(S) : Kyser

Page 1 of 3

It is certified that error appears in the above-identified patent and that said Letters Patent is hereby corrected as shown below:

The Title Page, showing an Illustrative Figure, should be **Deleted** and **Substitute** therefor the Attached Title Page.

**Delete** Drawing Sheet and **Substitute** therefor the Drawing Sheets consisting of FIGS 1 - 6 as shown on the Attached Pages.

Signed and Sealed this

Ninth Day of December, 2008

A handwritten signature in black ink that reads "Jon W. Dudas". The signature is written in a cursive style with a large, looped initial "J".

JON W. DUDAS  
*Director of the United States Patent and Trademark Office*

(12) **United States Design Patent** (10) **Patent No.:** **US D533,211 S**  
**Kyser** (45) **Date of Patent:** **\*\* Dec. 5, 2006**

(54) **CAPO FOR A STRINGED MUSICAL INSTRUMENT**  
 (76) **Inventor:** **Milton H. Kyser**, 15353 County Rd. 109, Kaufman, TX (US) 75142  
 (\*\*) **Term:** **14 Years**  
 (21) **Appl. No.:** **29/215,394**  
 (22) **Filed:** **Oct. 19, 2004**  
 (51) **LOC (8) Cl.** ..... **17-03**  
 (52) **U.S. Cl.** ..... **D17/20; D17/21**  
 (58) **Field of Classification Search** ..... **D17/14; D17/20, 21; 84/318**  
 See application file for complete search history.

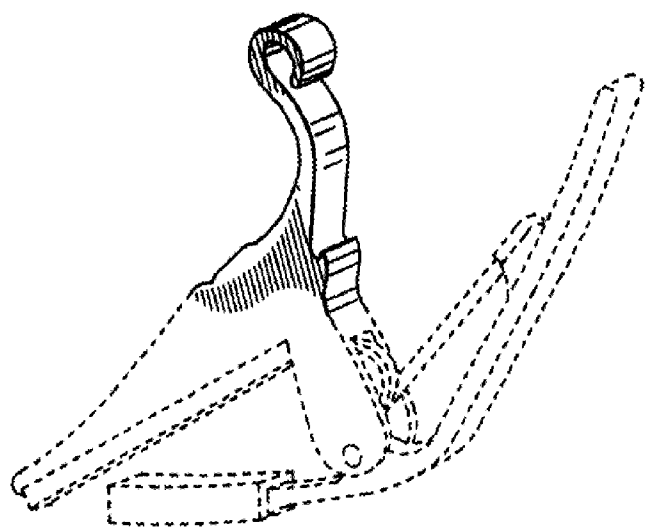
(56) **References Cited**  
**U.S. PATENT DOCUMENTS**  
 4,143,576 A \* 3/1979 Nichols et al. .... 84/318  
 4,149,443 A \* 4/1979 Bringe ..... 84/318  
 4,583,440 A 4/1986 Powell, Jr. .... 84/318  
 D372,259 S 7/1996 Kyser ..... D17/21  
 D378,825 S \* 4/1997 Dunlop ..... D17/20  
 5,623,110 A \* 4/1997 Hoglund et al. .... 84/318

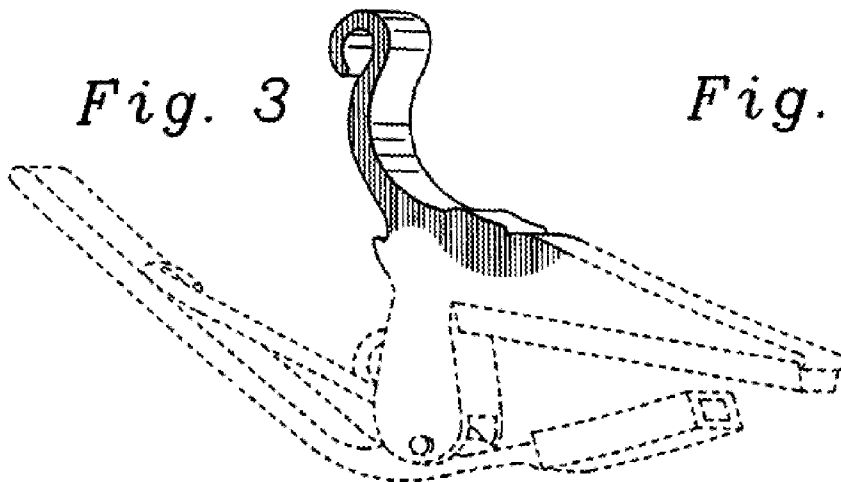
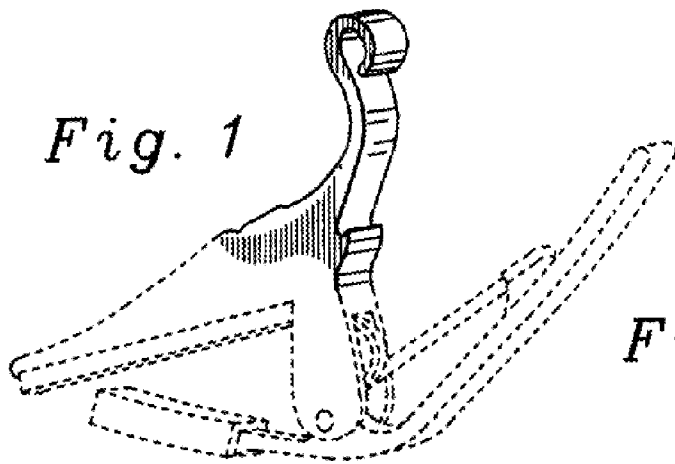
6,008,441 A \* 12/1999 Steinberger ..... 84/318  
**OTHER PUBLICATIONS**  
 Grossman Musical Instruments Catalog, 1968 p. 372 (Bill Russel Guitar Capo, Item No. 7190).  
 \* cited by examiner  
*Primary Examiner*---Adir Aronovich  
 (74) *Attorney, Agent, or Firm*---John A. Thomas

(57) **CLAIM**  
 The ornamental design for a capo for a stringed musical instrument, as shown and described.

**DESCRIPTION**  
 FIG. 1 is a perspective view of a capo for a stringed musical instrument showing my new design;  
 FIG. 2 is a right side view of the capo;  
 FIG. 3 is a perspective view opposite from FIG. 1;  
 FIG. 4 is a left side of the capo;  
 FIG. 5 is a top down view of the capo; and,  
 FIG. 6 is a bottom view of the capo.  
 The broken lines within the capo in all views are for illustrative purposes only and form no part of the claimed design.

**1 Claim, 1 Drawing Sheet**





*Fig. 5*



*Fig. 6*

