



US00D774001S

(12) **United States Design Patent** (10) **Patent No.:** **US D774,001 S**  
**Akana et al.** (45) **Date of Patent:** **\*\* Dec. 13, 2016**

(54) **ADAPTER**

(71) Applicant: **Apple Inc.**, Cupertino, CA (US)

(72) Inventors: **Jody Akana**, San Francisco, CA (US); **Bartley K. Andre**, Palo Alto, CA (US); **Jeremy Bataillou**, San Francisco, CA (US); **Daniel J. Coster**, San Francisco, CA (US); **Daniele De Iullis**, San Francisco, CA (US); **M. Evans Hankey**, San Francisco, CA (US); **Julian Hoenig**, San Francisco, CA (US); **Richard P. Howarth**, San Francisco, CA (US); **Jonathan P. Ive**, San Francisco, CA (US); **Duncan Robert Kerr**, San Francisco, CA (US); **Matthew Dean Rohrbach**, San Francisco, CA (US); **Peter Russell-Clarke**, San Francisco, CA (US); **Mikael Silvano**, San Francisco, CA (US); **Christopher J. Stringer**, Woodside, CA (US); **Eugene Antony Whang**, San Francisco, CA (US); **Rico Zörkendörfer**, San Francisco, CA (US)

(73) Assignee: **Apple Inc.**, Cupertino, CA (US)

(\*\*) Term: **15 Years**

(21) Appl. No.: **29/542,496**

(22) Filed: **Oct. 14, 2015**

**Related U.S. Application Data**

(63) Continuation of application No. 29/482,550, filed on Feb. 19, 2014, now Pat. No. Des. 743,895, which is  
(Continued)

(51) **LOC (10) Cl.** ..... **13-03**

(52) **U.S. Cl.**  
USPC ..... **D13/147**

(58) **Field of Classification Search**

USPC ..... D13/133, 146, 147, 154, 184, 199;  
D14/433, 434, 435.1, 436, 438  
(Continued)

(56) **References Cited**

**U.S. PATENT DOCUMENTS**

2,034,273 A 3/1936 Smith  
4,600,810 A 7/1986 Feldman et al.  
(Continued)

**OTHER PUBLICATIONS**

Apple Inc., MacBook Pro, www.apple.com, available as early as Jan. 14, 2006.

(Continued)

*Primary Examiner* — Daniel Bui

(74) *Attorney, Agent, or Firm* — Saidman DesignLaw Group, LLC

(57) **CLAIM**

The ornamental design for an adapter, as shown and described.

**DESCRIPTION**

FIG. 1 is a rear perspective view of an adapter showing our new design;  
FIG. 2 is a front perspective view thereof;  
FIG. 3 is a front view thereof;  
FIG. 4 is a rear view thereof;  
FIG. 5 is a right side view thereof, the left side view being a mirror image thereof;  
FIG. 6 is a top view thereof;  
FIG. 7 is a bottom view thereof;  
FIG. 8 is a rear perspective view of a second embodiment thereof;  
FIG. 9 is a front perspective view thereof;  
FIG. 10 is a front view thereof;  
FIG. 11 is a rear view thereof;

(Continued)

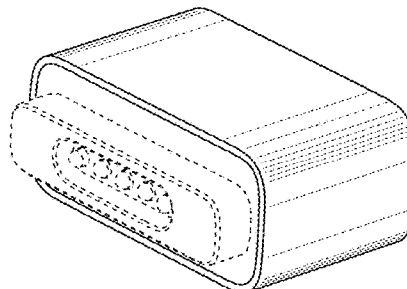
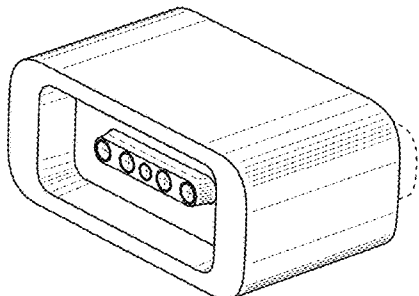


FIG. 12 is a right side view thereof, the left side view being a mirror image thereof;  
 FIG. 13 is a top view thereof; and,  
 FIG. 14 is a bottom view thereof.  
 The broken lines illustrate environmental structure and form no part of the claimed design.  
 The drawings include surface shading that represents contour and not surface ornamentation.  
 The gray shading on a portion of the adapter in FIGS. 8-14 represents a metallic surface.

**1 Claim, 4 Drawing Sheets**

**Related U.S. Application Data**

a continuation of application No. 29/454,924, filed on May 15, 2013, now Pat. No. Des. 703,616, which is a continuation of application No. 29/424,258, filed on Jun. 8, 2012, now Pat. No. Des. 684,538.

(58) **Field of Classification Search**  
 CPC ..... H01R 13/00; H01R 24/00; H01R 43/00  
 See application file for complete search history.

(56) **References Cited**

U.S. PATENT DOCUMENTS

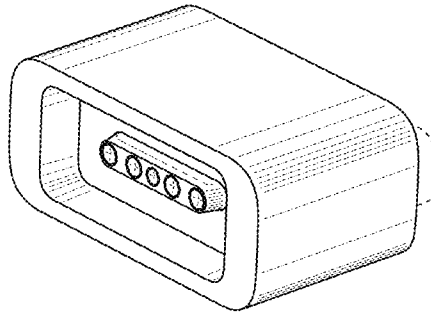
D330,704 S 11/1992 Wagner  
 5,179,501 A 1/1993 Ocken et al.  
 D333,293 S 2/1993 Ashida  
 5,267,882 A 12/1993 Davis  
 D348,909 S 7/1994 Nakanishi  
 D349,099 S 7/1994 Robertson, Jr. et al.  
 D349,526 S 8/1994 Nakanishi  
 5,364,292 A 11/1994 Bethurum  
 D354,315 S 1/1995 Nakanishi  
 D366,242 S 1/1996 Goto  
 D372,460 S 8/1996 Aramaki  
 D381,629 S 7/1997 Goto  
 D391,128 S 2/1998 Somers  
 D409,574 S 5/1999 Shimojo et al.  
 D415,111 S 10/1999 Lee  
 D422,559 S 4/2000 Tsai  
 D422,560 S 4/2000 Lok  
 D437,290 S 2/2001 Goto  
 D442,553 S 5/2001 Urban et al.  
 D447,121 S 8/2001 Yim  
 D447,467 S 9/2001 Hisada et al.  
 D449,275 S 10/2001 Goto  
 D457,194 S 5/2002 Goto  
 D464,997 S 10/2002 Goto  
 D471,156 S 3/2003 Sass et al.  
 D493,144 S 7/2004 Cheng et al.  
 6,921,284 B2 7/2005 Sirichai et al.  
 D514,524 S 2/2006 Suckle  
 D515,510 S 2/2006 Huang  
 D531,127 S 10/2006 Zhong et al.  
 7,210,943 B1 5/2007 Chang et al.  
 D549,660 S 8/2007 Zenri et al.  
 D550,158 S 9/2007 Victor et al.  
 D552,546 S 10/2007 Nishio et al.  
 D553,087 S 10/2007 Ashida et al.  
 D553,092 S 10/2007 Arai et al.  
 D563,883 S 3/2008 Dever

D563,884 S 3/2008 Dever  
 D563,885 S 3/2008 Dever  
 D563,886 S 3/2008 Dever  
 D563,887 S 3/2008 Dever  
 D563,888 S 3/2008 Dever  
 D563,890 S 3/2008 Dever  
 D563,891 S 3/2008 Dever  
 D566,656 S 4/2008 Dever  
 D569,808 S 5/2008 Dever  
 D571,296 S 6/2008 Kuo et al.  
 D574,778 S 8/2008 Szeto et al.  
 7,429,188 B2 9/2008 Wu  
 D579,880 S 11/2008 Birmingham et al.  
 D580,861 S 11/2008 Amidon  
 D588,545 S 3/2009 Andre et al.  
 7,517,222 B2 4/2009 Rohrbach et al.  
 7,540,733 B2 6/2009 Rossanese  
 7,540,773 B2 6/2009 Ko  
 7,632,134 B2 12/2009 Su et al.  
 D607,831 S 1/2010 Andre et al.  
 D618,178 S 6/2010 Andre et al.  
 7,727,031 B2 6/2010 Lord  
 D619,963 S 7/2010 Hou  
 D620,450 S 7/2010 Andre et al.  
 7,841,776 B2 11/2010 DiFonzo et al.  
 D629,752 S 12/2010 Akana et al.  
 D632,261 S 2/2011 Andre et al.  
 7,914,320 B2 3/2011 Ko  
 D639,748 S 6/2011 Akana et al.  
 D684,538 S 6/2013 Akana et al.  
 D703,616 S 4/2014 Akana et al.  
 D721,331 S 1/2015 Andre et al.  
 D725,040 S \* 3/2015 Bailey ..... D13/146  
 9,011,176 B2 4/2015 Tziviskos et al.  
 D743,895 S \* 11/2015 Akana ..... D13/147  
 2002/0142665 A1 10/2002 Nishio et al.  
 2003/0207611 A1 11/2003 Lin et al.  
 2007/0072442 A1 3/2007 DiFonzo et al.  
 2007/0072443 A1 3/2007 Rohrbach et al.  
 2008/0003841 A1 \* 1/2008 Su ..... H01R 13/44  
 439/55  
 2010/0080563 A1 4/2010 DiFonzo et al.  
 2010/0120290 A1 \* 5/2010 Ko ..... H01R 13/7175  
 439/626  
 2011/0038582 A1 2/2011 DiFonzo et al.  
 2012/0148195 A1 6/2012 Umeno  
 2012/0252231 A1 10/2012 Kall  
 2013/0273770 A1 10/2013 Pong  
 2013/0328484 A1 12/2013 Villarreal et al.  
 2013/0329324 A1 12/2013 Tziviskos et al.  
 2015/0333448 A1 \* 11/2015 Wu ..... H01R 13/642  
 439/39  
 2016/0006187 A1 \* 1/2016 Kim ..... H01H 1/58  
 439/39  
 2016/0093975 A1 \* 3/2016 Katiyar ..... H01F 1/147  
 439/38

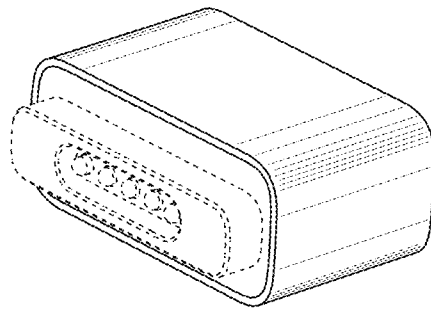
OTHER PUBLICATIONS

U.S. Appl. No. 12/891,794 titled "Cable Connector Assembly With Status Indicator Means" filed Sep. 27, 2010 (unpublished).  
 U.S. Appl. No. 29/375,909 titled "Connector" filed Sep. 29, 2010 and amended Aug. 2, 2012 (unpublished).  
 Office action dated Nov. 7, 2012 in U.S. Appl. No. 29/424,257, titled "Connector" (unpublished).  
 U.S. Appl. No. 29/424,257 filed Jun. 8, 2012, titled "Connector" (unpublished).

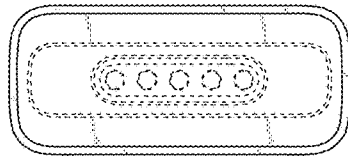
\* cited by examiner



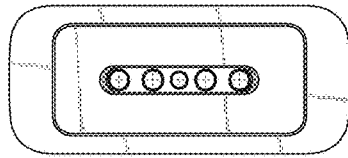
**Fig. 1**



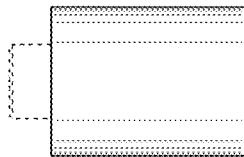
**Fig. 2**




*Fig. 3*




*Fig. 4*



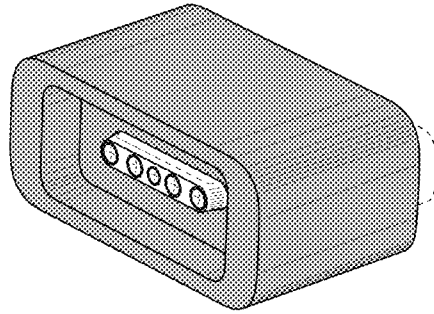
*Fig. 5*



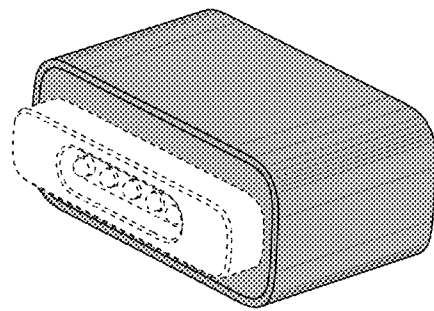
*Fig. 6*



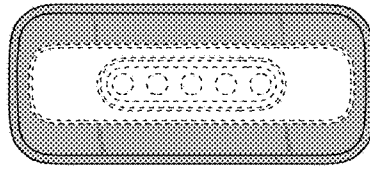
*Fig. 7*



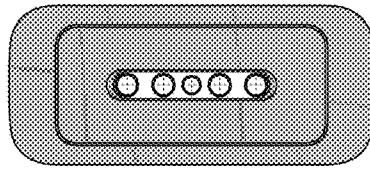
*Fig. 8*



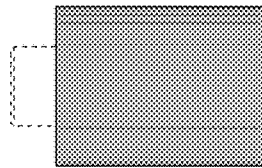
*Fig. 9*




*Fig. 10*




*Fig. 11*



*Fig. 12*



*Fig. 13*



*Fig. 14*