



US00D780350S

(12) **United States Design Patent**
Dennis et al.

(10) **Patent No.:** **US D780,350 S**

(45) **Date of Patent:** **** Feb. 28, 2017**

(54) **VEHICLE DRIVING LIGHT**

(71) Applicant: **Lightforce Australia Pty Ltd.**,
Hindmarsh (AU)

(72) Inventors: **Raymond L. Dennis**, Hindmarsh (AU);
Robert T. Dall, Athelstone (AU)

(73) Assignee: **Lightforce Australia Pty Ltd.**,
Hindmarsh (AU)

(**) Term: **15 Years**

(21) Appl. No.: **29/539,797**

(22) Filed: **Sep. 17, 2015**

(51) **LOC (10) Cl.** **26-06**

(52) **U.S. Cl.**
USPC **D26/28**

(58) **Field of Classification Search**
USPC D26/28-36; 362/61, 80-83, 267-269,
362/459-468, 475-478, 485-487
CPC F21S 48/00; F21S 48/10; F21S 48/115;
F21S 48/225; F21S 48/1233; F21S
48/1266; F21S 48/1388; F21S 48/2268;
F21V 21/04; B60Q 1/02; B60Q 1/04
See application file for complete search history.

(56) **References Cited**

U.S. PATENT DOCUMENTS

D547,889 S *	7/2007	Huang	D26/28
D570,012 S *	5/2008	Huang	D26/28
D578,677 S *	10/2008	Huang	D26/28
D578,678 S *	10/2008	Huang	D26/28
D585,575 S	1/2009	Crispin et al.		
D601,727 S	10/2009	Huang		
D605,789 S	12/2009	Ko		
7,651,245 B2	1/2010	Thomas et al.		
D626,670 S	11/2010	Metzger et al.		
7,988,346 B2	8/2011	Helms et al.		

D657,081 S	4/2012	Alisaukas et al.
8,277,092 B2	10/2012	Dunn
D670,839 S	11/2012	Smarslik
D675,758 S	2/2013	Adams
D676,162 S	2/2013	Adams
D676,990 S	2/2013	Adams
D680,893 S	4/2013	Adams
D688,399 S	8/2013	Adams
D694,920 S	12/2013	Jurgens et al.
D704,363 S	5/2014	Adams
D704,364 S	5/2014	Adams
D704,365 S	5/2014	Adams
D708,778 S	7/2014	Sibitzky et al.
D712,077 S	8/2014	Leban et al.
D718,478 S	11/2014	Adams
D722,713 S	2/2015	Burns

(Continued)

Primary Examiner — Marcus Jackson

(74) *Attorney, Agent, or Firm* — Wood Herron & Evans
LLP

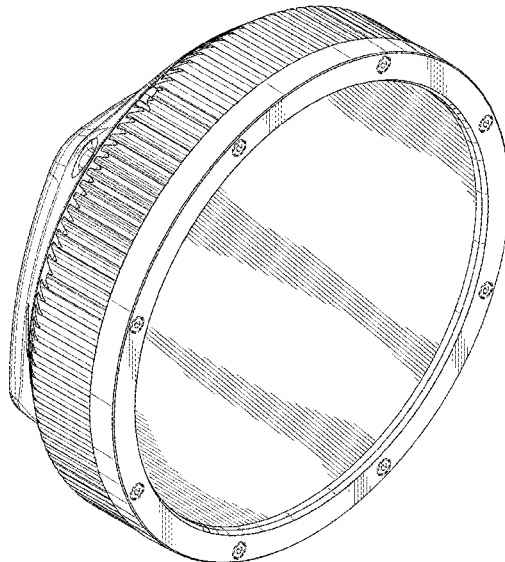
(57) **CLAIM**

The ornamental design for a vehicle driving light, as shown
and described.

DESCRIPTION

FIG. 1 is a front isometric view of a first embodiment of the
vehicle driving light;
FIG. 2 is a rear isometric view thereof;
FIG. 3 is a front elevational view thereof;
FIG. 4 is a left side elevational view thereof;
FIG. 5 is a right side elevational view thereof;
FIG. 6 is a rear elevational view thereof;
FIG. 7 is a top plan view thereof; and,
FIG. 8 is a bottom plan view thereof.
The portions of the vehicle driving light depicted in broken
dash lines represent the bounds of the claim and form no part
of the claimed design.

1 Claim, 7 Drawing Sheets



(56)

References Cited

U.S. PATENT DOCUMENTS

D739,072	S	9/2015	Adams et al.
2009/0296412	A1	12/2009	Ogawa et al.
2012/0057351	A1	3/2012	Wilcox et al.
2013/0265755	A1	10/2013	Adams

* cited by examiner

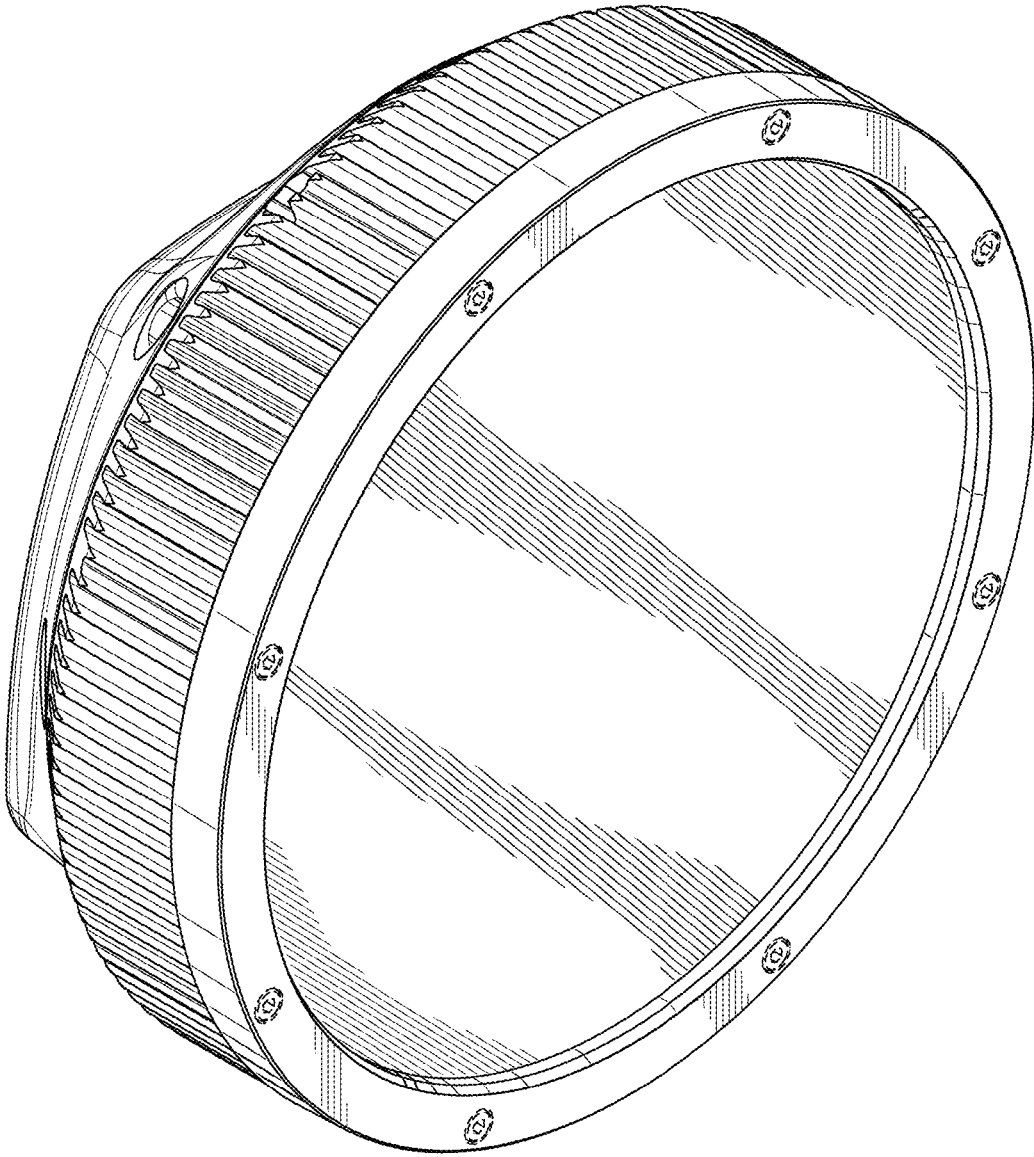


FIG. 1

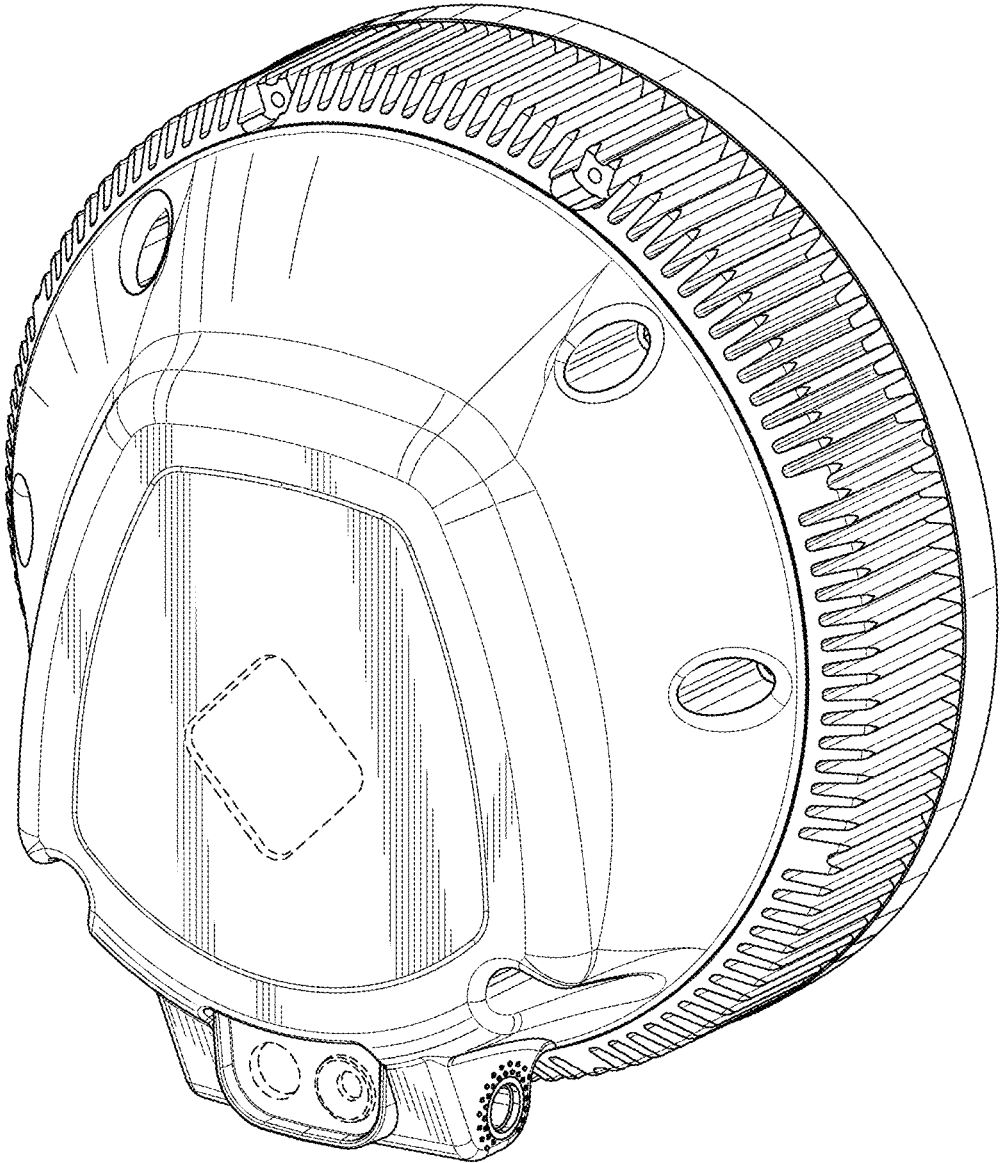


FIG. 2

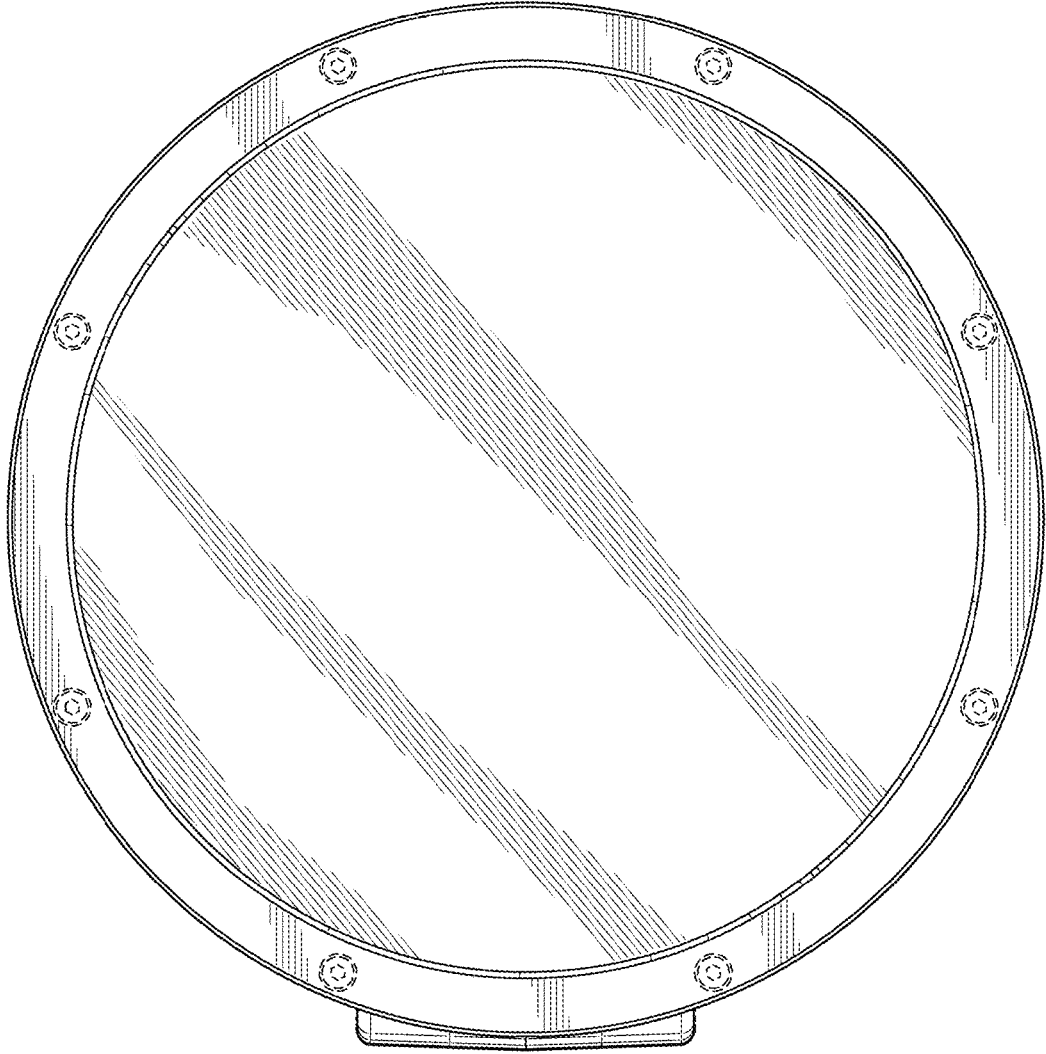


FIG. 3

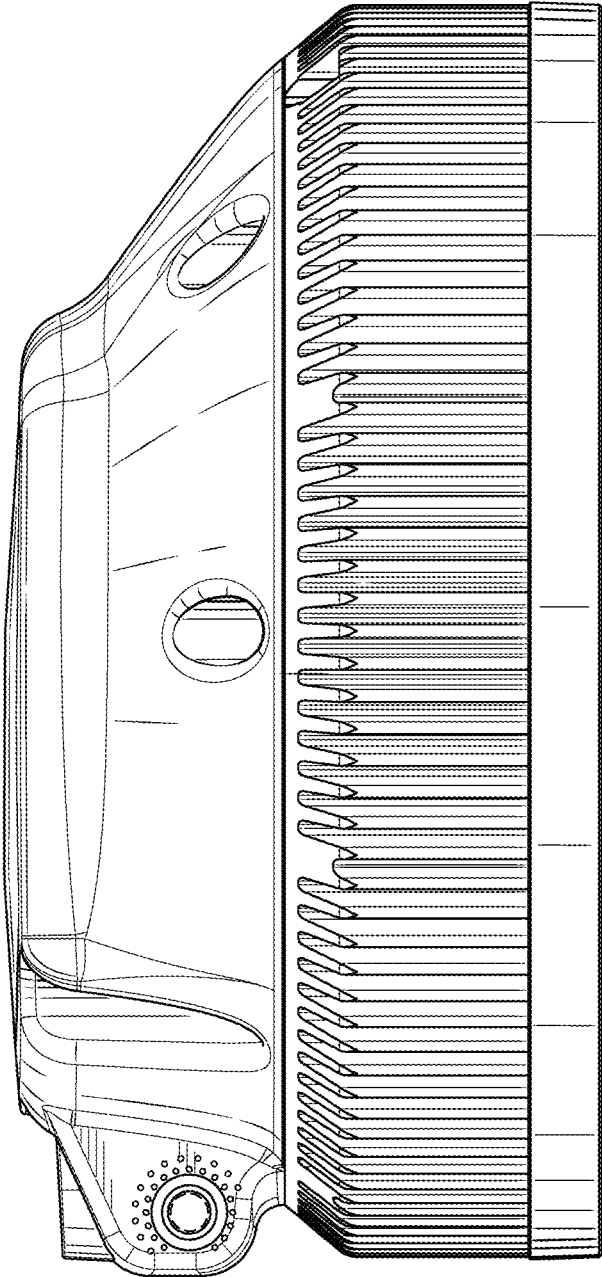


FIG. 4

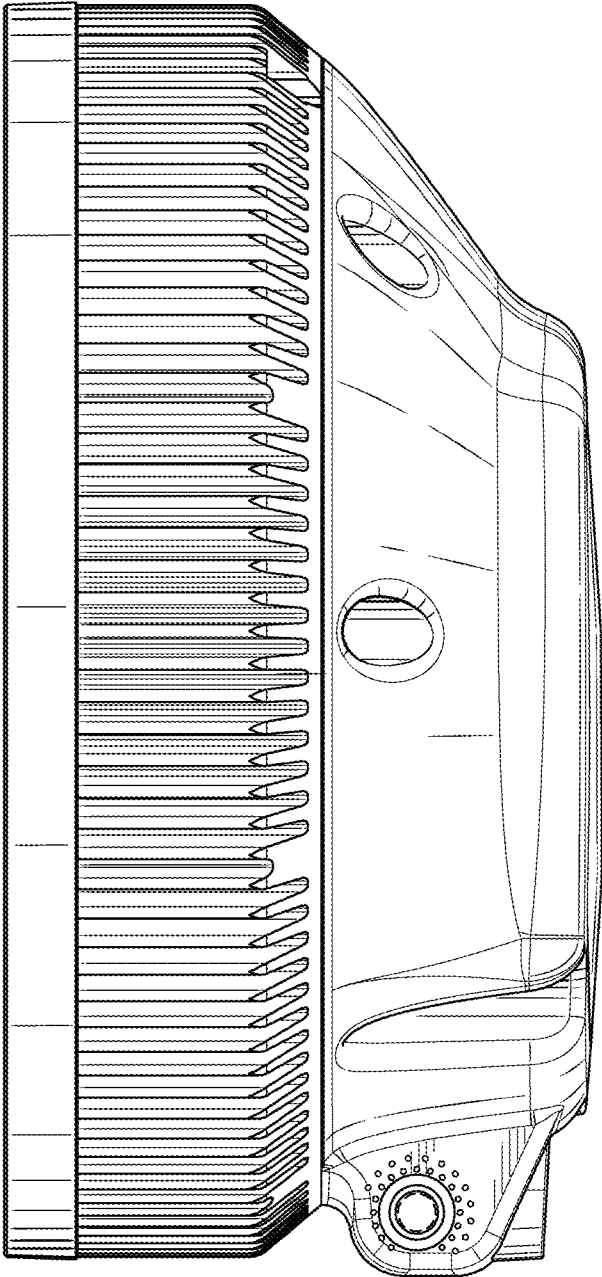


FIG. 5

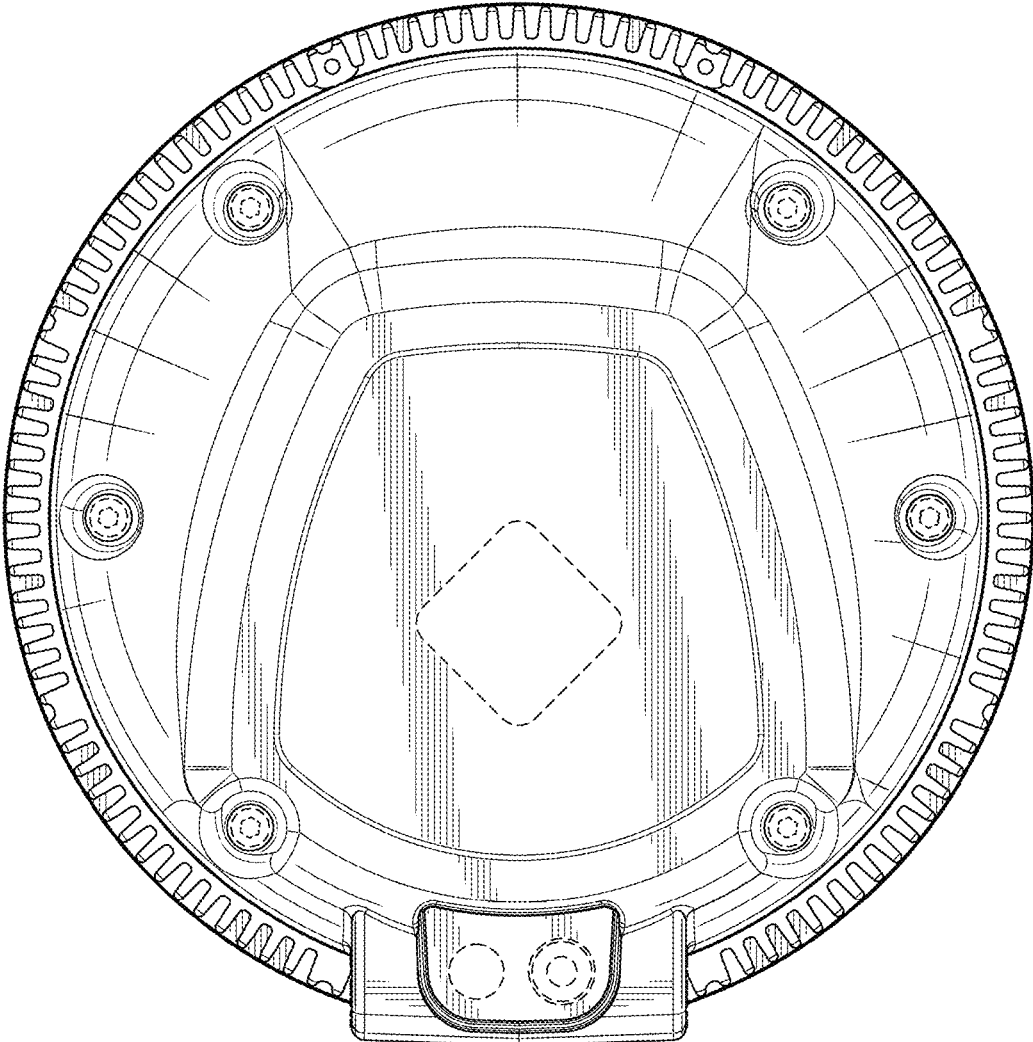


FIG. 6

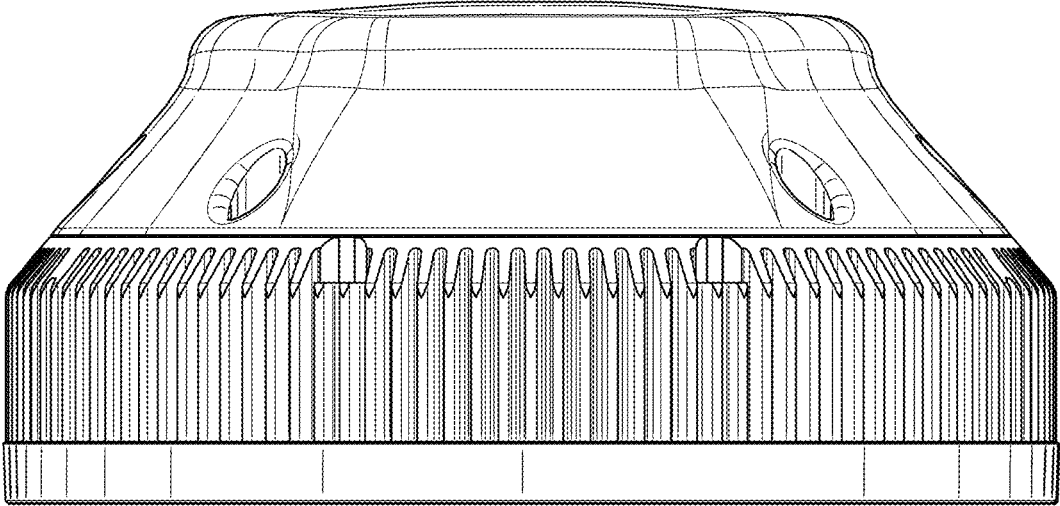


FIG. 7

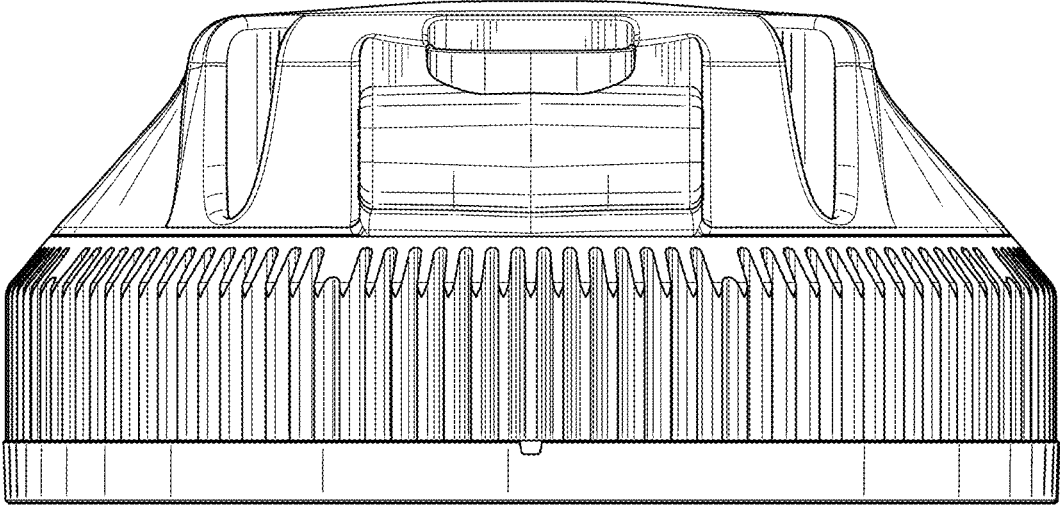


FIG. 8