



US0D1038322S

(12) **United States Design Patent**
Kang et al.

(10) **Patent No.:** **US D1,038,322 S**
(45) **Date of Patent:** **** Aug. 6, 2024**

- (54) **BAIT BOAT**
- (71) Applicant: **Deeper, UAB, Vilnius (LT)**
- (72) Inventors: **Moses Kang, Vilnius (LT); Evaldas Jakeliunas, Vilnius (LT); Laurynas Liausa, Vilnius (LT)**
- (**) Term: **15 Years**
- (21) Appl. No.: **35/518,703**
- (22) Filed: **Aug. 22, 2023**

9,131,672 B1 * 9/2015 Kagan A01K 89/00
 D854,120 S * 7/2019 Bates, Jr. D23/209
 D910,952 S * 2/2021 Bates, Jr. D34/1
 D1,021,639 S * 4/2024 Lin D9/755

OTHER PUBLICATIONS

<https://www.bigcartackle.com/ridgemonkey-hunter-750-bait-boat?srsltid=AfmBOorW615C2ff0FgKsQ9qmbEIJv3VE57BwJYDGCmLcXZDyWDZbuJ04WZ8> (Year: 2023).*

<https://www.walmart.com/ip/Fishing-Bait-Boat-500m-Remote-Control-Bait-Boat-Dual-Motor-Fish-Finder-1-5KG-Loading-with-for-Fishing/1525088533?adsRedirect=true> (Year: 2024).*

* cited by examiner

Primary Examiner — Catherine R Oliver-Garcia

(80) **Hague Agreement Data**

Int. Filing Date: **Aug. 22, 2023**
 Int. Reg. No.: **DM/232128**
 Int. Reg. Date: **Aug. 22, 2023**
 Int. Reg. Pub. Date: **Oct. 20, 2023**

(57) **CLAIM**

The ornamental design for a bait boat, as shown and described.

(51) **LOC (14) Cl.** **22-05**

(52) **U.S. Cl.**
USPC **D22/136**

DESCRIPTION

(58) **Field of Classification Search**
 USPC D22/125, 136; D9/755; 43/4.5, 26.1, 43/27.4, 12
 CPC A01K 91/02; A01K 91/08; A01K 97/12
 See application file for complete search history.

- 1. Bait boat
- 1.1 : Front
- 1.2 : Back
- 1.3 : Top
- 1.4 : Bottom
- 1.5 : Right
- 1.6 : Left
- 1.7 : Perspective
- 1.8 : Perspective
- 1.9 : Perspective
- 1.10 : Perspective

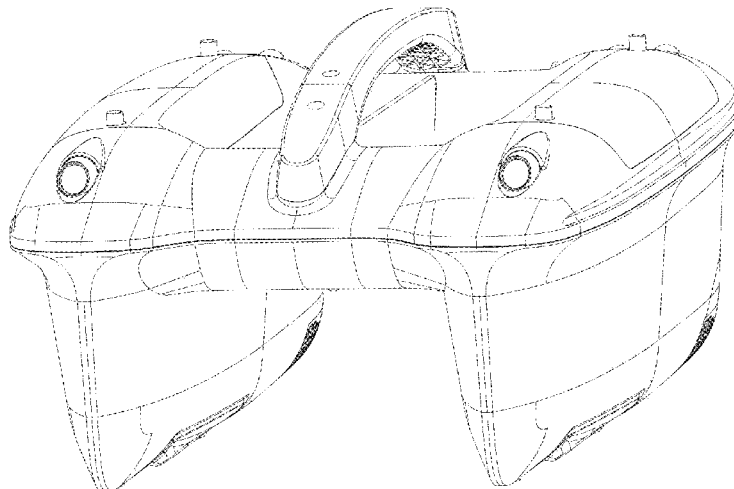
Design has rear hopper engineered to ensure that bait remains dry and secure; Its contours not only enhance aesthetics but also optimize functionality by stable drive and silent operation; The inclusion of a modular sonar system empowers anglers easy upgrade sonar to newer modules, adapting to diverse fishing conditions; Furthermore, the hassle-free removable motor protection mechanism simplifies maintenance, guaranteeing seamless operation.

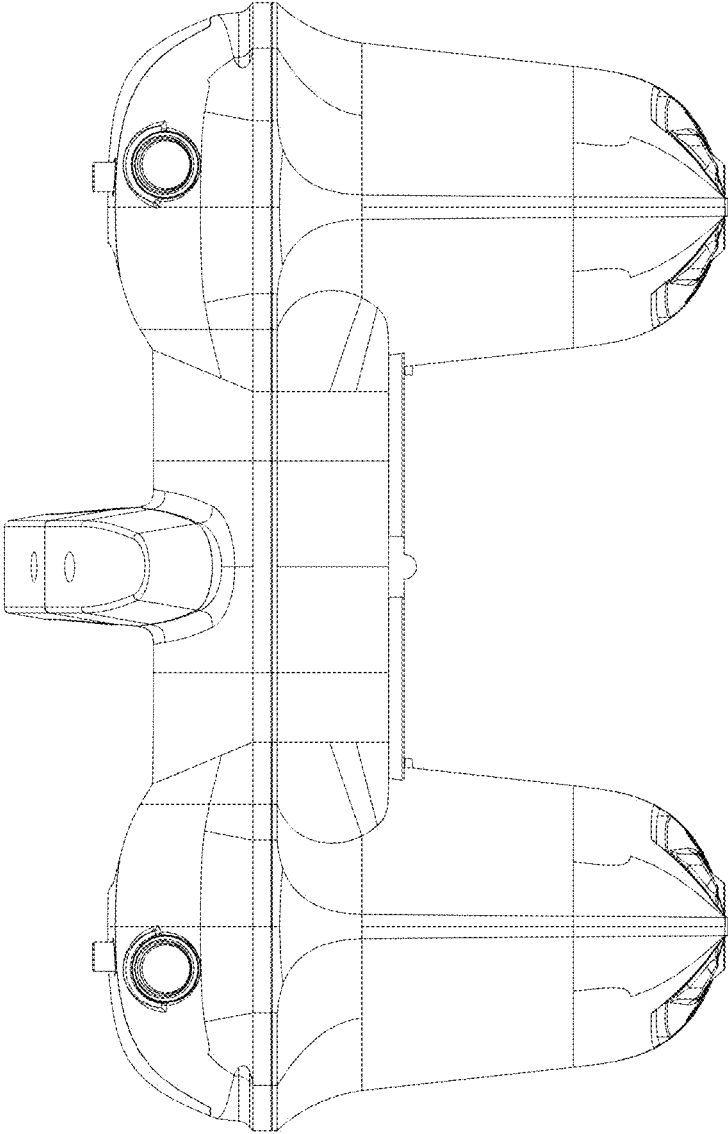
(56) **References Cited**

U.S. PATENT DOCUMENTS

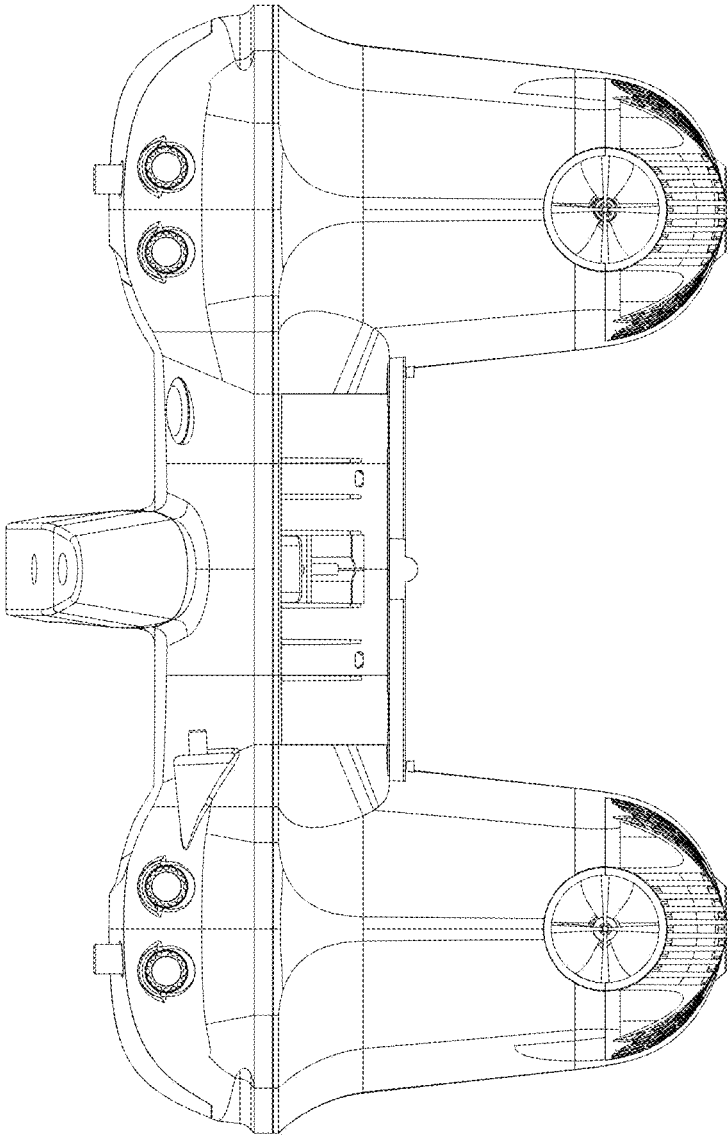
3,793,761 A * 2/1974 Bonham A01K 91/02
 43/26.1
 5,806,232 A * 9/1998 James A01K 91/02
 43/26.1
 6,041,537 A * 3/2000 Sullivan A01K 97/02
 114/61.1
 D485,329 S * 1/2004 Haws D22/136
 6,925,746 B2 * 8/2005 Huikari A01K 91/02
 43/26.1
 7,854,087 B1 * 12/2010 Pervez A01K 91/10
 43/16
 D663,377 S * 7/2012 Kamocsai A01K 79/02
 D22/134

1 Claim, 10 Drawing Sheets



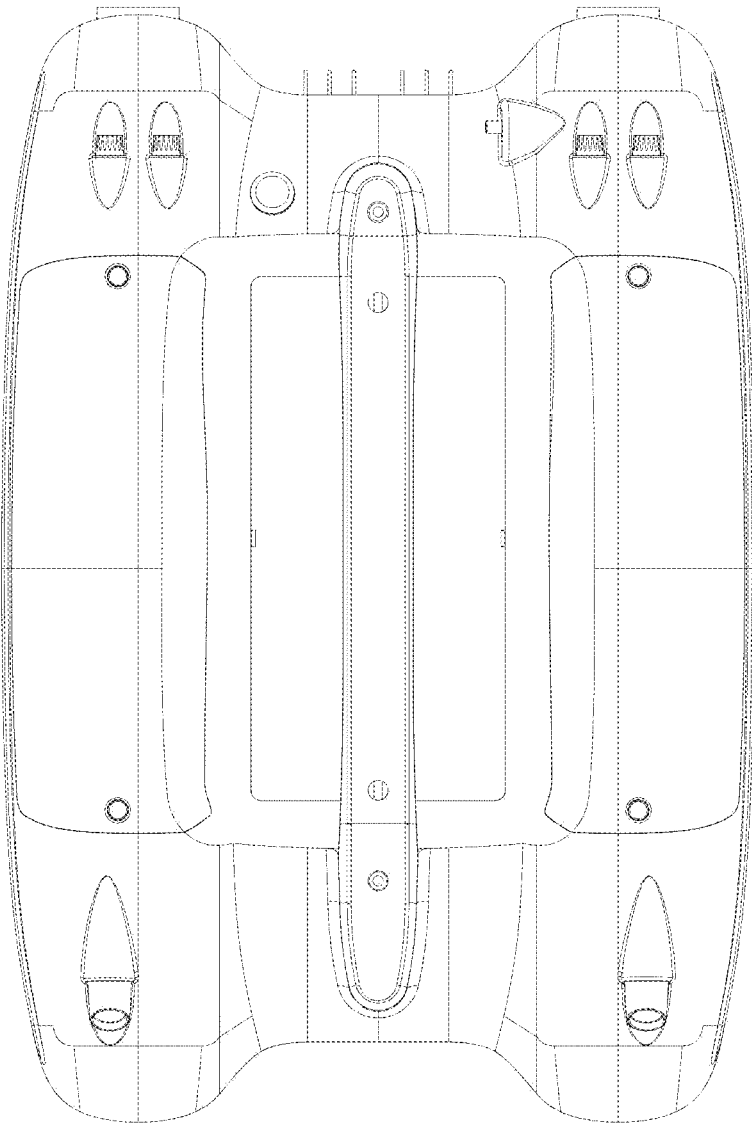


1.1

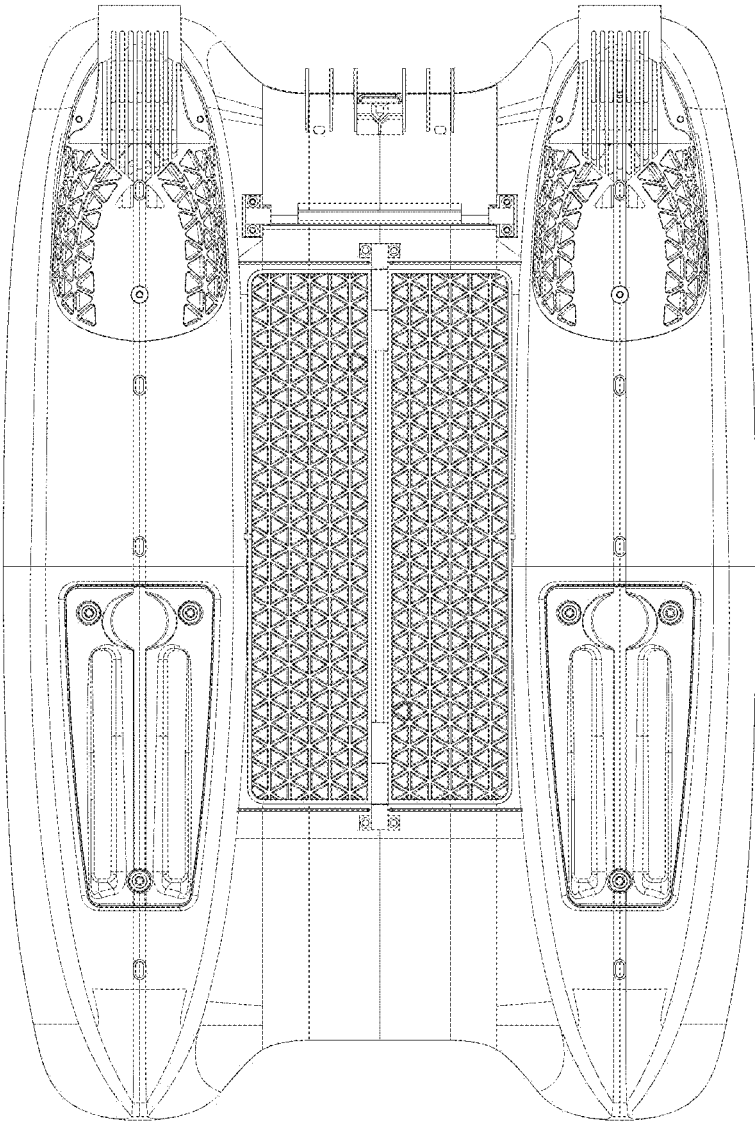


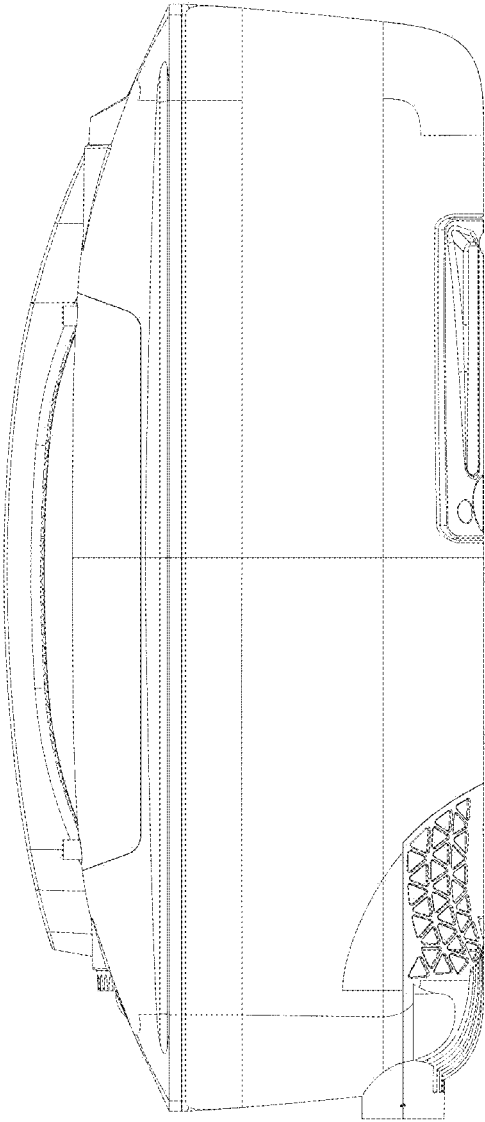
1.2

1.3

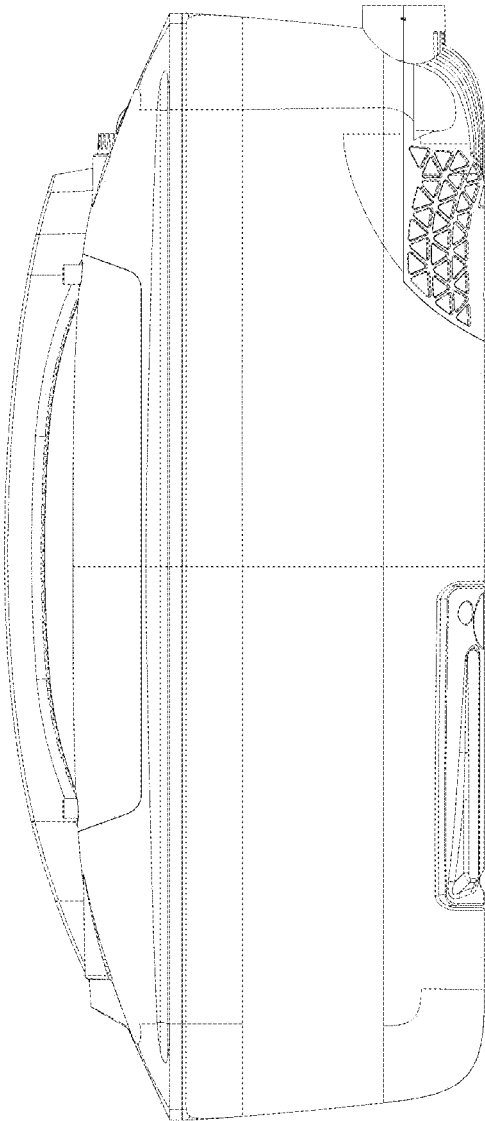


1.4

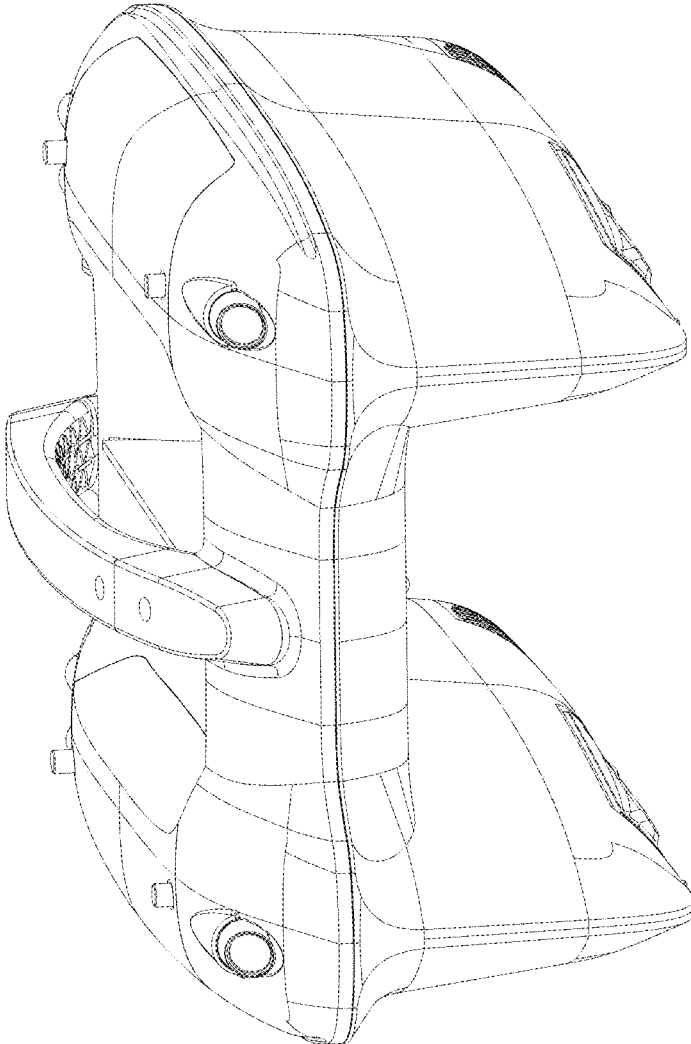




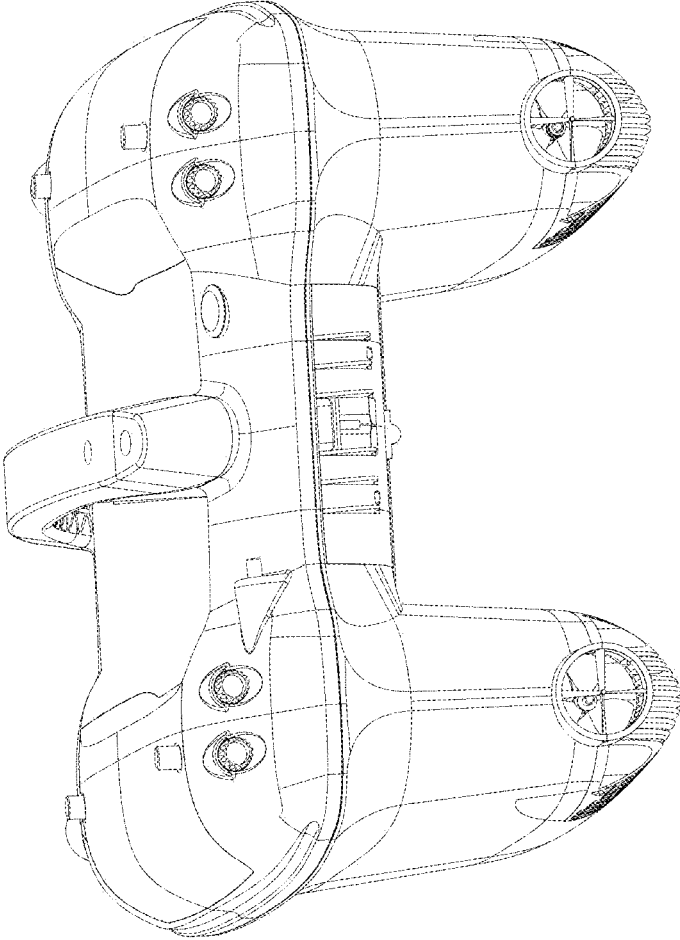
1.5



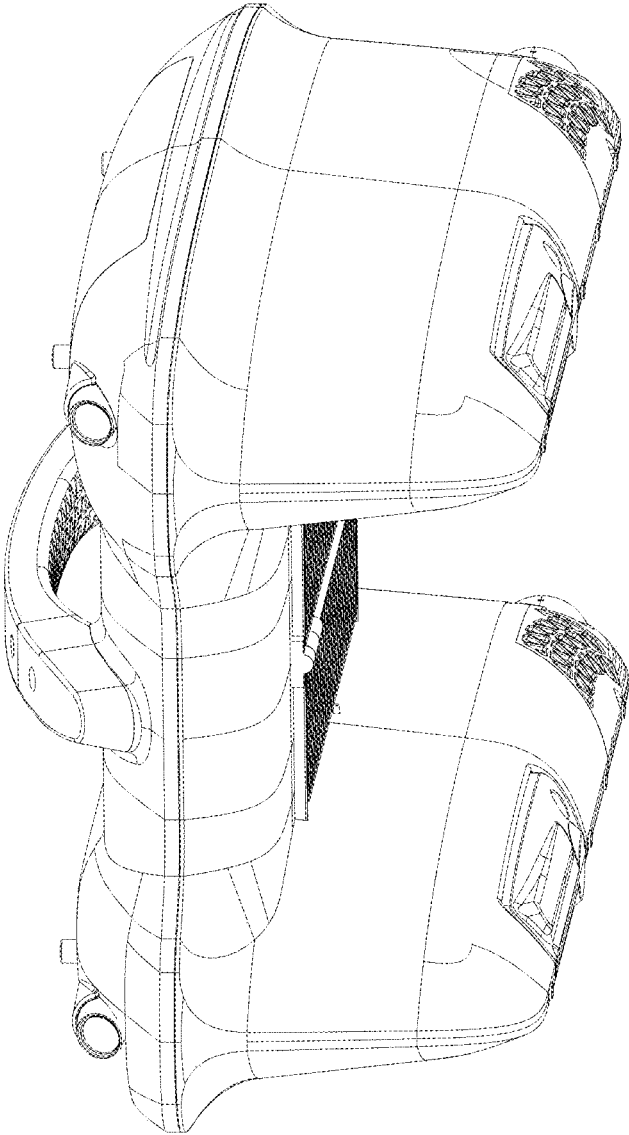
1.6



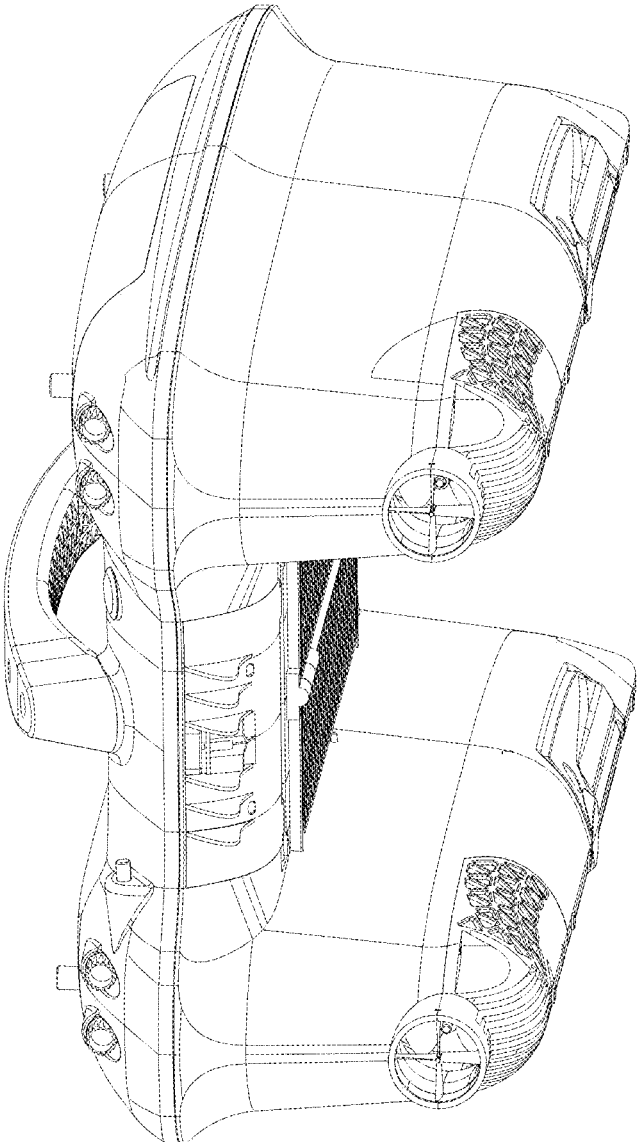
1.7



1.8



1.9



1.10