



(12) **United States Design Patent**
Chen et al.

(10) **Patent No.:** **US D613,131 S**
(45) **Date of Patent:** **** Apr. 6, 2010**

- (54) **MICROWAVE STEAMER WITH COVER**
- (75) Inventors: **Rui Yuan Chen**, Orlando, FL (US);
Jan-Hendrik de Grootte, Brussels (BE);
Dimitri M. C. J. Backaert, Moorsel (BE)
- (73) Assignee: **Dart Industries Inc.**, Orlando, FL (US)
- (**) Term: **14 Years**
- (21) Appl. No.: **29/313,270**
- (22) Filed: **Dec. 22, 2008**

5,931,333 A *	8/1999	Woodnorth et al.	220/573.4
D414,375 S	9/1999	Diulus	
D420,848 S	2/2000	Neidigh	
D425,378 S *	5/2000	Gilbertson	D7/667
D468,168 S *	1/2003	Gruenberg, Sr.	D7/667
D469,667 S *	2/2003	Burton	D7/667
D471,757 S	3/2003	Kitamura et al.	
D511,268 S	11/2005	Ryan	
D514,372 S	2/2006	Kaposi et al.	
7,021,202 B2 *	4/2006	Sizer	99/415

- (51) **LOC (9) Cl.** **07-04**
- (52) **U.S. Cl.** **D7/667; D7/538; D7/356**
- (58) **Field of Classification Search** D7/552.2,
D7/741, 739, 737, 759, 761, 424, 425, 426,
D7/553.8, 538, 555, 551.1, 566, 541, 585,
D7/505, 571, 316, 356, 409, 667, 500, 543,
D7/549, 554.3, 553.5, 553.3, 553.2, 553.1,
D7/550, 614, 703, 629, 357, 550.1, 354, 323,
D7/360; D3/315; D28/61; D9/666; 99/341;
220/575; 219/731

See application file for complete search history.

- (56) **References Cited**
- U.S. PATENT DOCUMENTS
- D255,751 S * 7/1980 Daenen D7/667
- D275,547 S 9/1984 Asti et al.
- D288,649 S 3/1987 Daenen et al.
- 4,923,704 A * 5/1990 Levinson 426/243
- 4,942,277 A * 7/1990 Narberes 219/734
- D312,555 S 12/1990 Daenen et al.
- D336,596 S * 6/1993 Osgood et al. D7/608
- D338,807 S 8/1993 Conti
- D345,485 S 3/1994 Leung
- D367,582 S 3/1996 Desbarres
- 5,558,798 A 9/1996 Tsai
- D378,724 S * 4/1997 Young et al. D7/505
- D381,553 S * 7/1997 Candianides D7/356
- D383,031 S 9/1997 Cousins
- 5,865,104 A * 2/1999 Sham et al. 99/417
- 5,871,116 A * 2/1999 Picchiatti 220/501

(Continued)

Primary Examiner—Robert M Spear
Assistant Examiner—Cynthia Underwood
(74) *Attorney, Agent, or Firm*—John A. Doninger

(57) **CLAIM**

The ornamental design for a microwave steamer with cover, as shown and described.

DESCRIPTION

FIG. 1 is a top, side and front perspective view of a microwave steamer with cover showing my/our new design;

FIG. 2 is a front elevation view, the rear elevation being identical thereto;

FIG. 3 is a right side elevation view, the left side elevation being identical thereto;

FIG. 4 is a top plan view thereof;

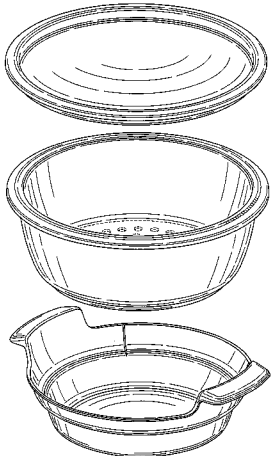
FIG. 5 is a bottom plan view thereof;

FIG. 6 is a bottom, side and rear perspective view thereof; and,

FIG. 7 is an exploded top, front and side perspective view of the microwave steamer with cover shown in FIG. 1.

The broken lines represent portions of the steamer that form no part of the claim.

1 Claim, 5 Drawing Sheets



US D613,131 S

Page 2

U.S. PATENT DOCUMENTS

D530,564 S	10/2006	Chiba		D557,972 S	12/2007	Ablo	
D536,928 S *	2/2007	Kearney et al.	D7/505	D591,590 S *	5/2009	Wilson et al.	D9/428
D542,082 S	5/2007	Spiegel et al.		2003/0155363 A1 *	8/2003	Mercier	220/630
D557,551 S	12/2007	Tetreault et al.		2004/0200845 A1 *	10/2004	Watzke et al.	220/501

* cited by examiner

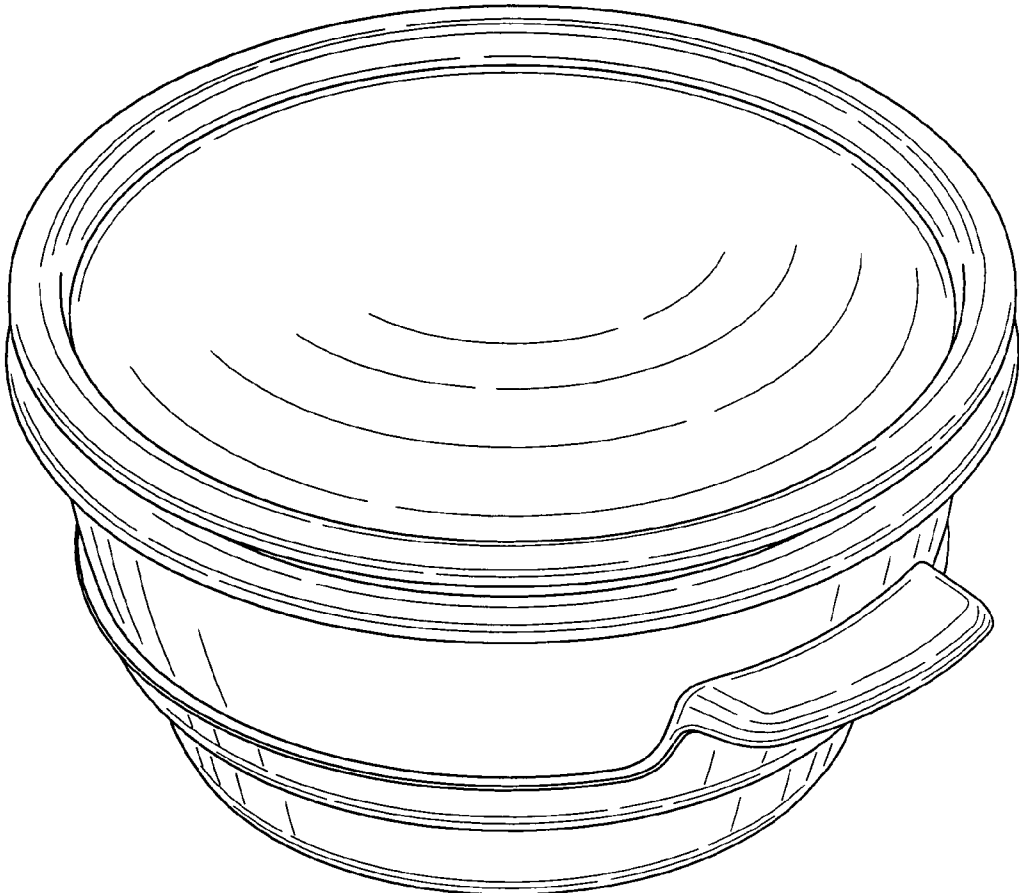


FIG. 1

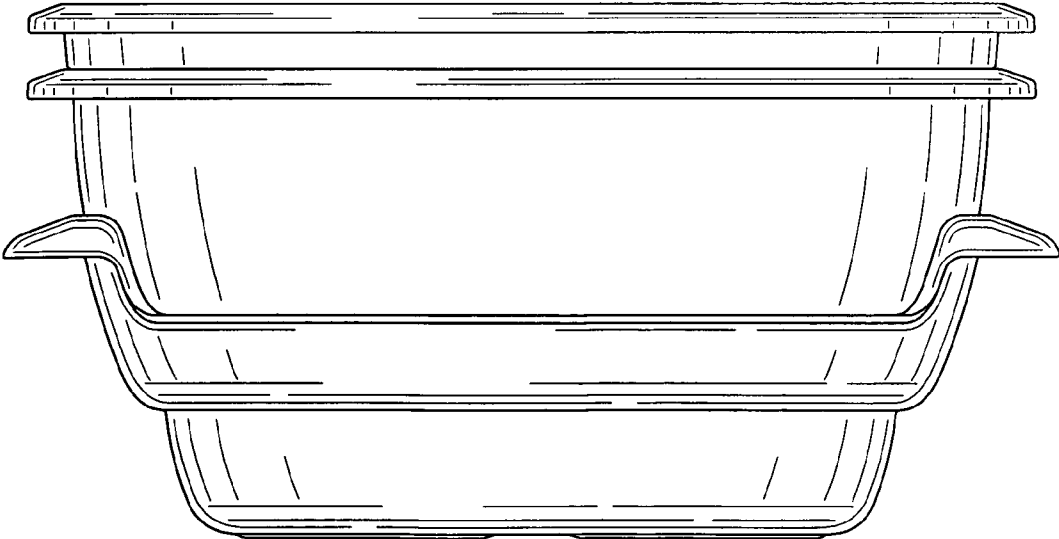


FIG. 2




FIG. 3

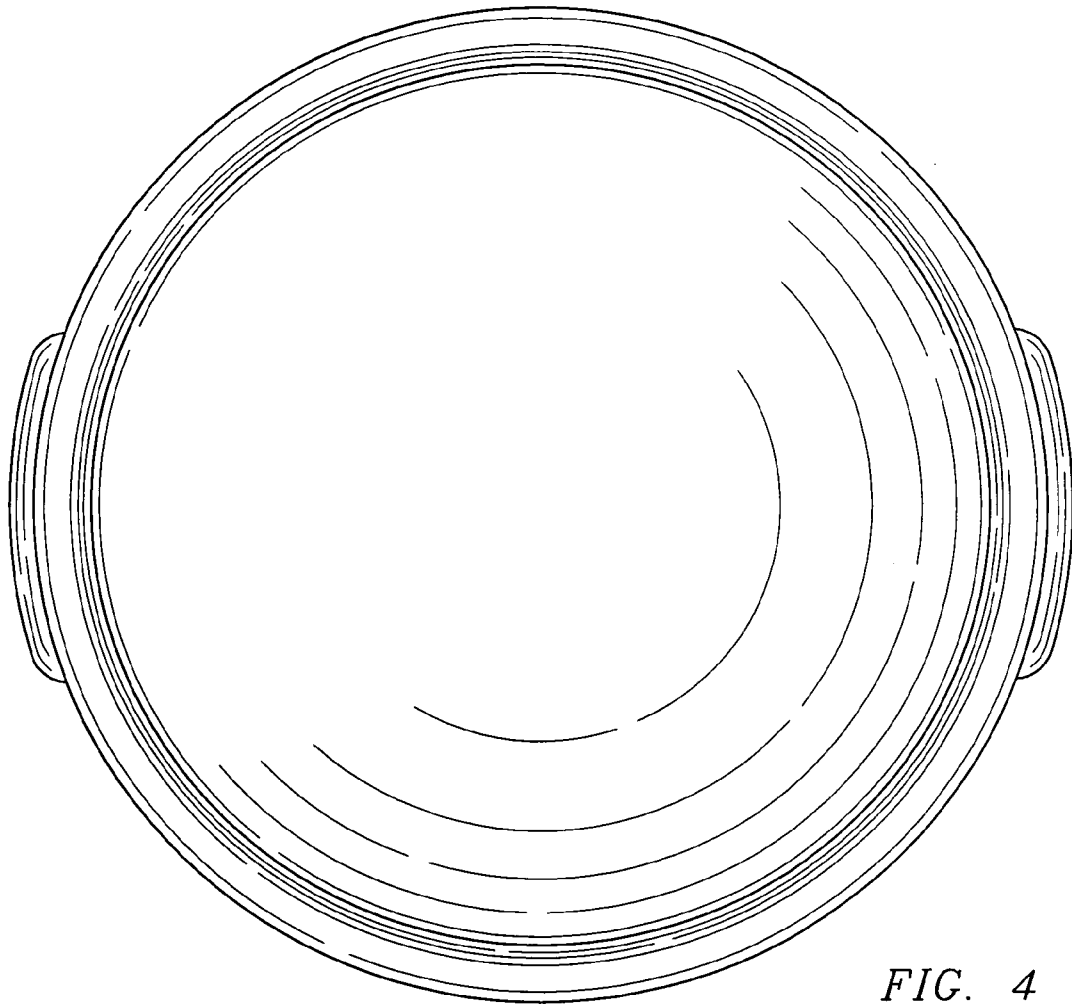


FIG. 4

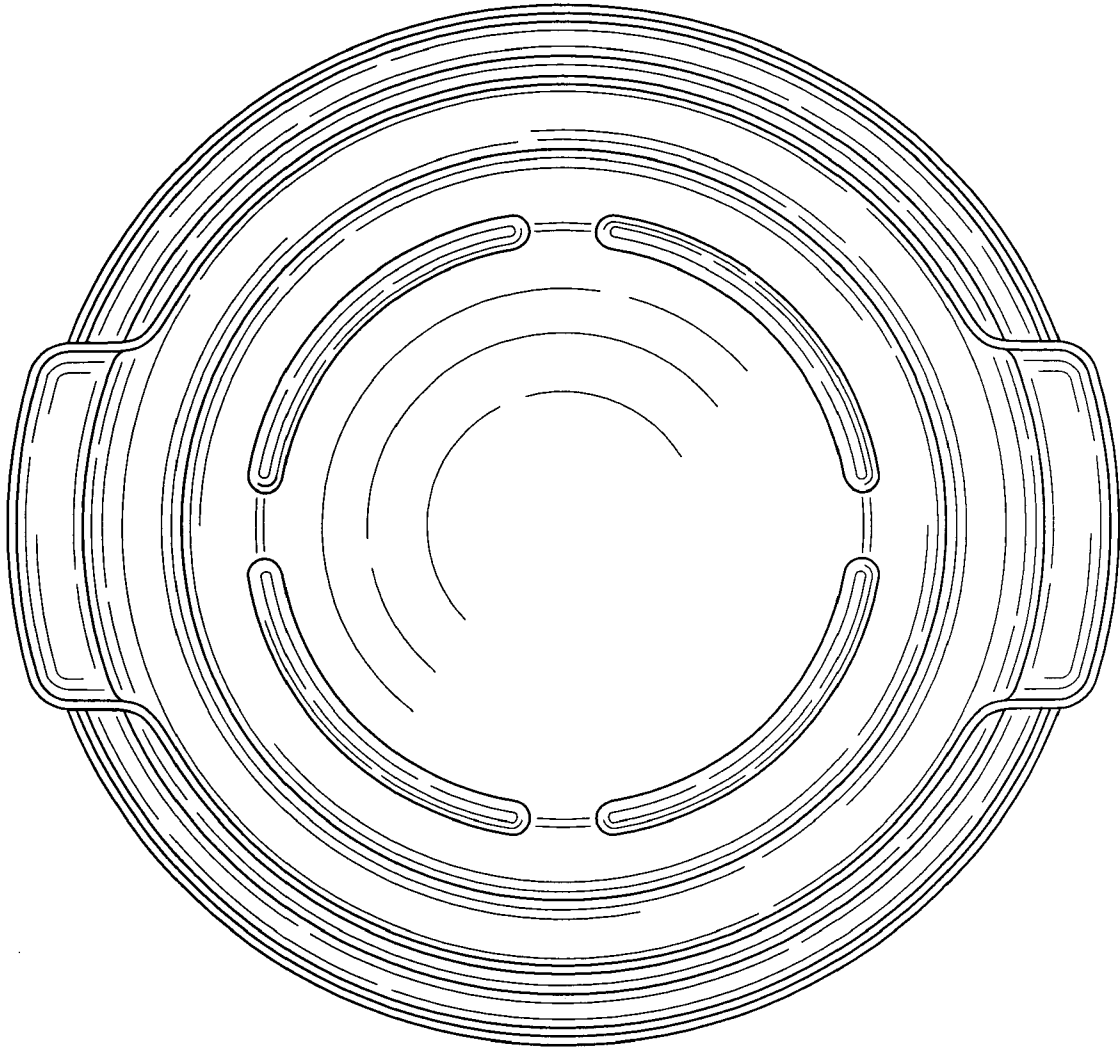


FIG. 5

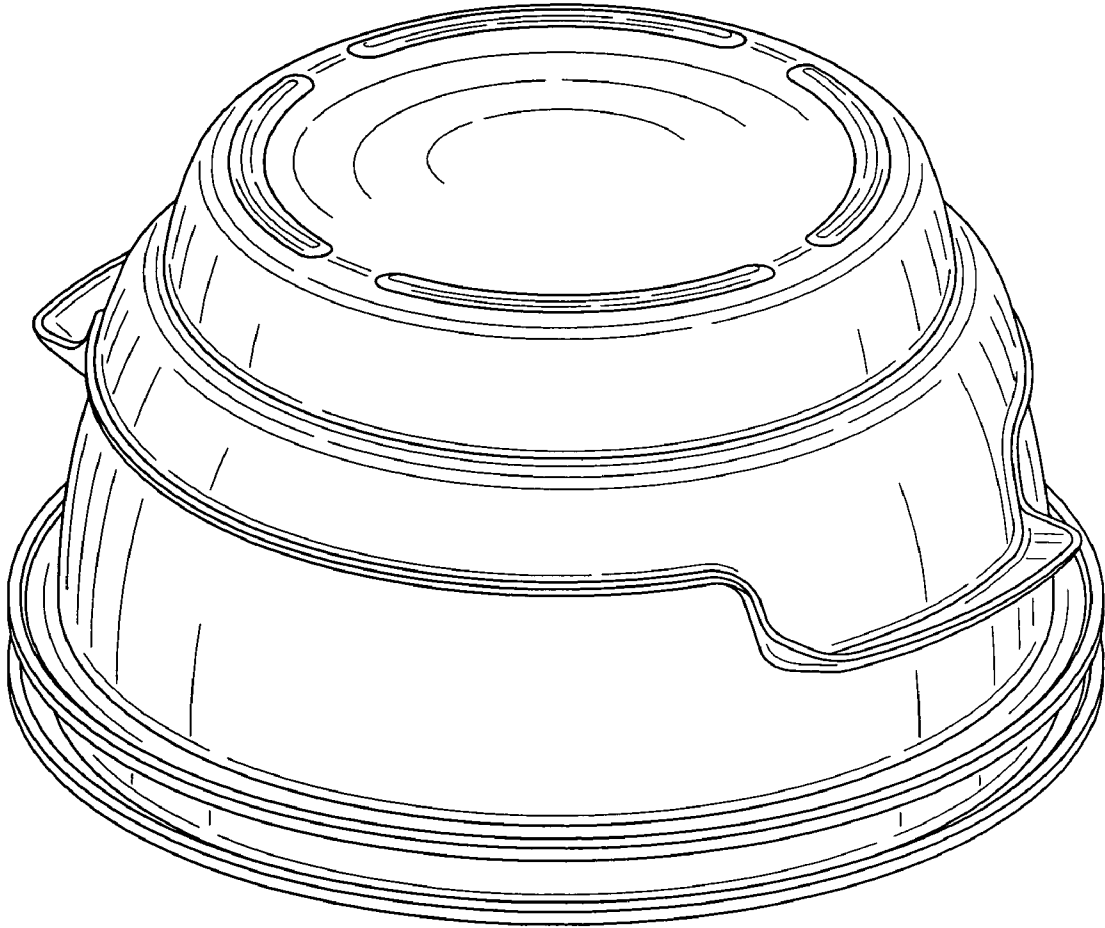


FIG. 6

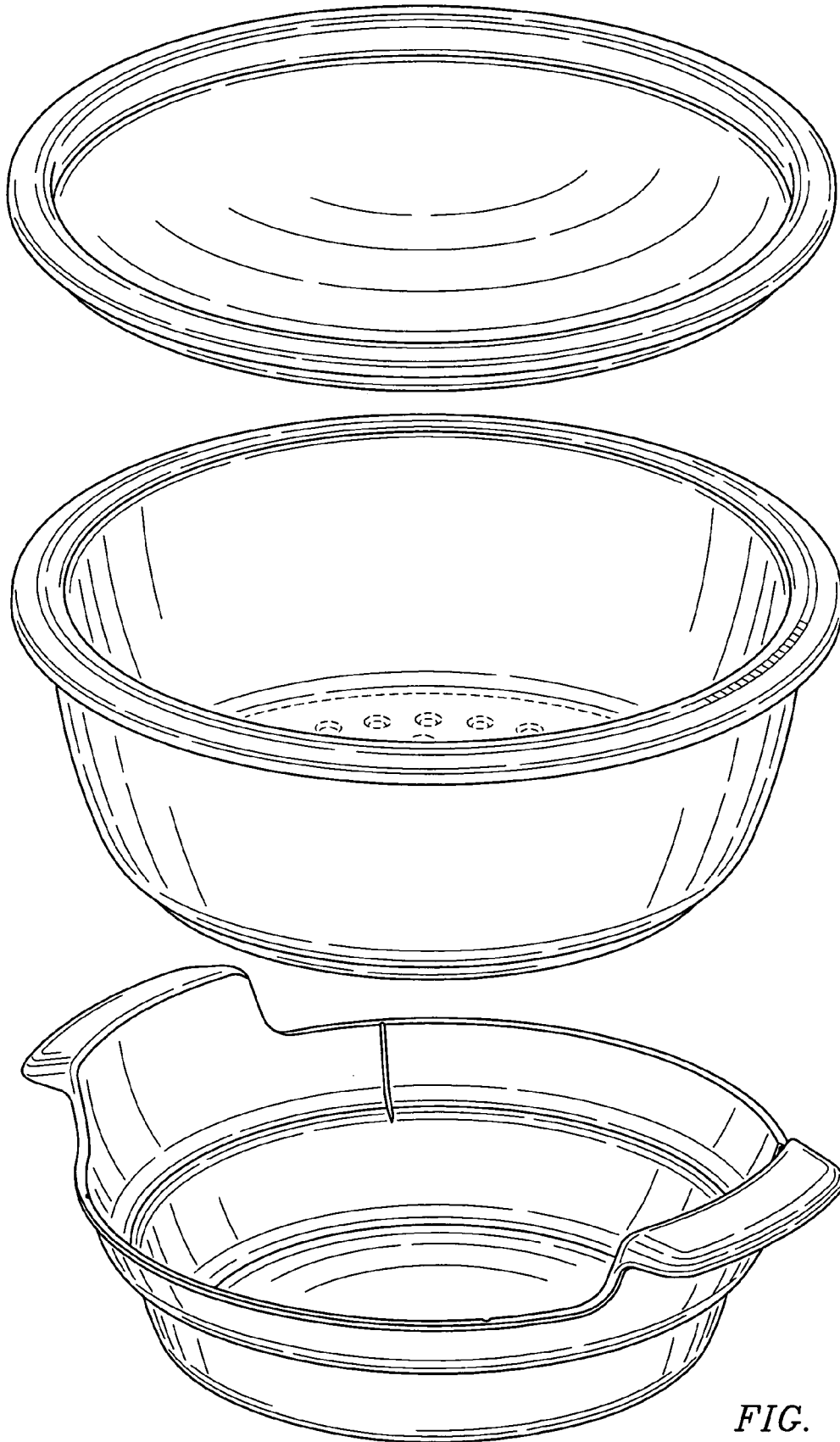


FIG. 7