



US00D931819S

(12) **United States Design Patent**
Wan

(10) **Patent No.:** **US D931,819 S**

(45) **Date of Patent:** **** Sep. 28, 2021**

(54) **USB CABLE**

D864,963 S * 10/2019 Luo D14/433
D898,032 S * 10/2020 Yuan D14/433
D900,754 S * 11/2020 Fu D13/153

(71) Applicant: **Xiaoming Wan**, Shenzhen (CN)

(72) Inventor: **Xiaoming Wan**, Shenzhen (CN)

(**) Term: **15 Years**

(21) Appl. No.: **29/697,306**

(22) Filed: **Jul. 8, 2019**

(51) **LOC (13) Cl.** **13-03**

(52) **U.S. Cl.**
USPC **D13/147**

(58) **Field of Classification Search**
USPC D13/103, 107, 108, 110, 112, 118, 120,
D13/123, 133, 137.1, 138.1, 139.1,
D13/145-147, 149-156, 158, 173, 177,
D13/184, 199; D14/240, 242, 256, 432,
D14/433, 434, 435.1, 438, 439,
D14/480.1-480.7, 484.1; D24/129
See application file for complete search history.

(56) **References Cited**

U.S. PATENT DOCUMENTS

D676,389	S	*	2/2013	Worth	D13/147
D692,390	S	*	10/2013	Smith	D13/153
D705,174	S	*	5/2014	Wong	D13/147
D705,175	S	*	5/2014	Chu	D13/147
D716,235	S	*	10/2014	Tien	D13/147
D743,965	S	*	11/2015	Laffon de Mazieres	D14/433
D760,720	S	*	7/2016	Laffon de Mazieres	D14/433
D779,492	S	*	2/2017	Lin	D14/433
D784,931	S	*	4/2017	Fries	D13/153
D800,731	S	*	10/2017	He	D14/433
D820,217	S	*	6/2018	Li	D13/147
D851,047	S	*	6/2019	Zhang	D13/153

OTHER PUBLICATIONS

USB Connectors. (Design—© Questel) orbit.com. [online PDF compilation of references selected by examiner] 18 pgs. Print Dates Range Jul. 25, 2019-Oct. 16, 2020 [Retrieved Dec. 18, 2020] <https://www.orbit.com/export/UCZAH96B/pdf4/eadd7d55-bf6a-4b1c-87c5-ba3ef15d8b7a-165535.pdf> (Year: 2020).*

* cited by examiner

Primary Examiner — Susan Bennett Hattan
Assistant Examiner — Landon Thomas Cassell

(57) **CLAIM**

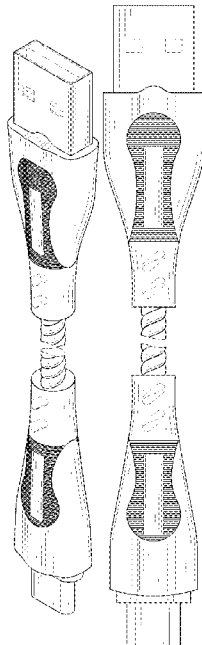
The ornamental design for a USB cable, as shown and described.

DESCRIPTION

FIG. 1 is a top perspective view of a USB cable showing my new design;
FIG. 2 is a bottom perspective view thereof;
FIG. 3 is a front view thereof;
FIG. 4 is a back view thereof;
FIG. 5 is a left side view thereof;
FIG. 6 is a right side view thereof;
FIG. 7 is a top view thereof; and,
FIG. 8 is a bottom view thereof.

The broken lines in the figures illustrate portions of the USB cable that form no part of the claimed design.
The dash-dot broken lines in the drawings depict symbolic break lines and form no part of the claimed design. The appearance of any portion of the article between the break lines forms no part of the claimed design.

1 Claim, 8 Drawing Sheets



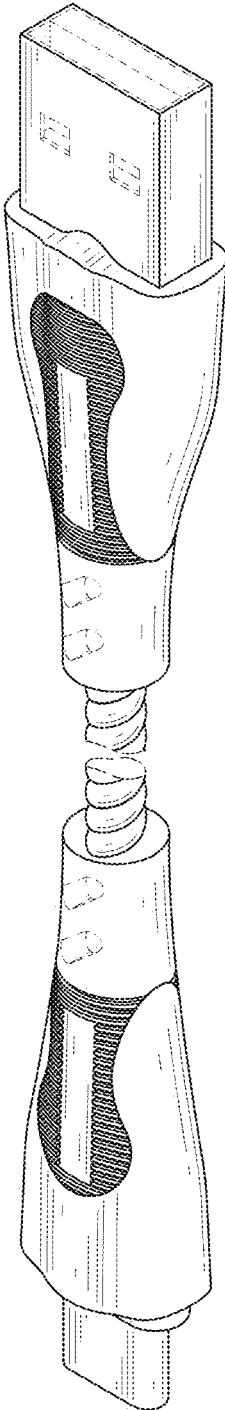


FIG. 1

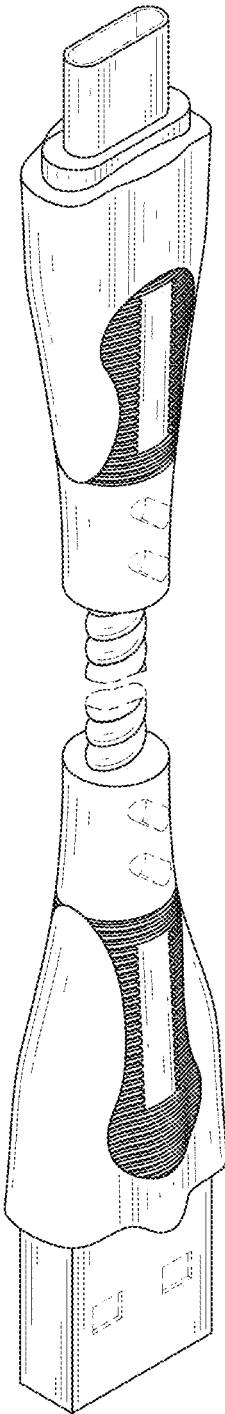


FIG. 2

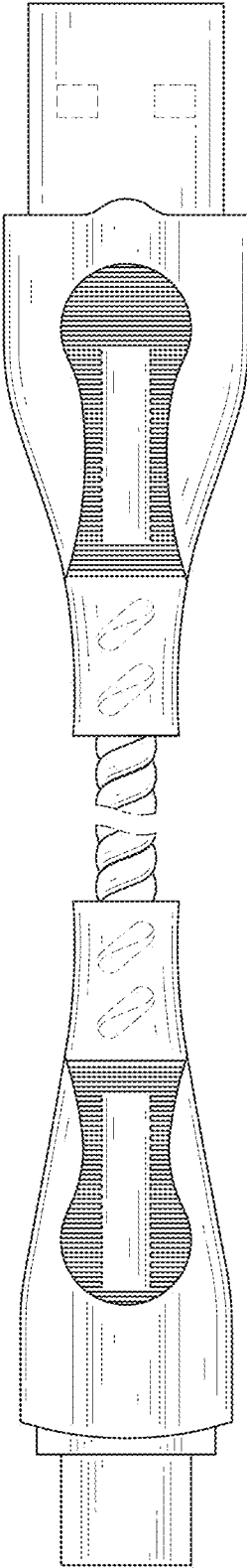


FIG. 3

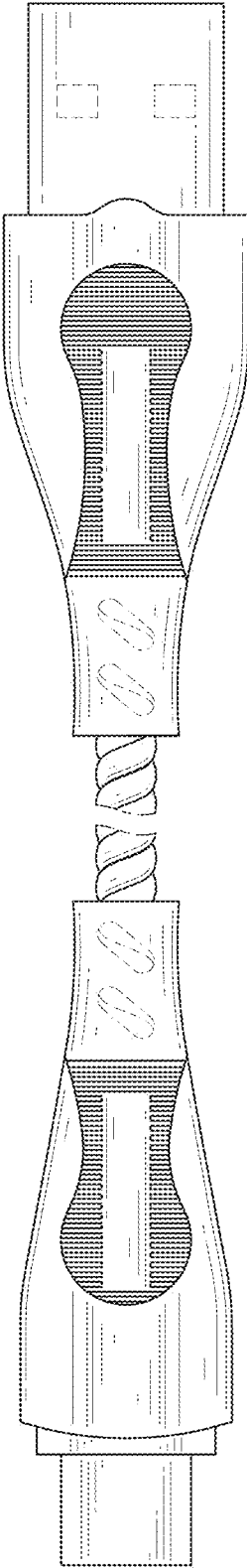


FIG. 4

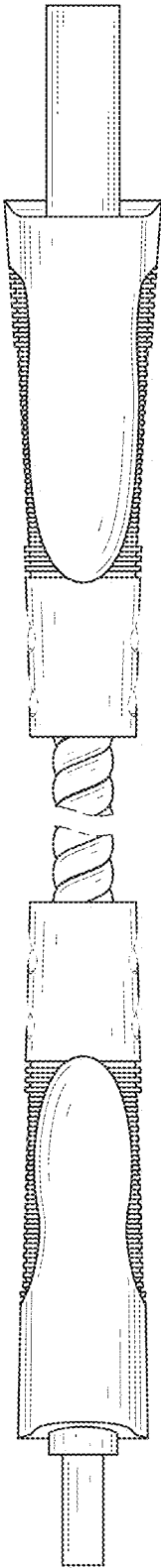


FIG. 5

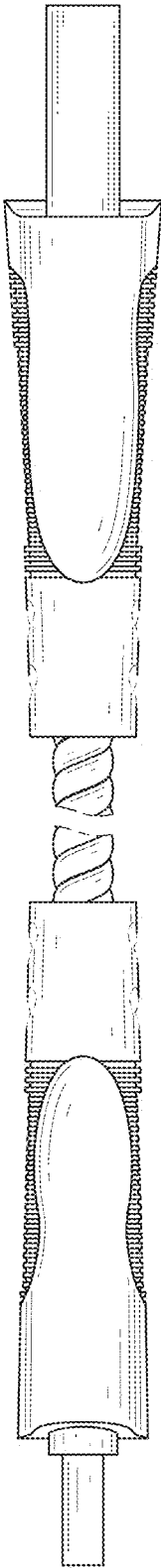


FIG. 6

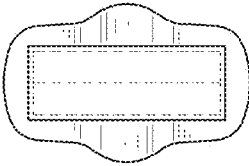


FIG. 7

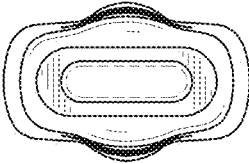


FIG. 8