

(19)



(11) Publication number:

SG 190638 A1

(43) Publication date:

28.06.2013

(51) Int. Cl:

;

(12)

Patent Application

<p>(21) Application number: 2013035027</p> <p>(22) Date of filing: 19.09.2008</p> <p>(30) Priority: US 60/976,506 01.10.2007 US 12/206,801 09.09.2008</p>	<p>(71) Applicant: BRISTOL-MYERS SQUIBB COMPANY ROUTE 206 AND PROVINCE LINE ROAD, PRINCETON, NEW JERSEY 08543-4000 NJ US</p> <p>(72) Inventor: LI, JUN C/O BRISTOL-MYERS SQUIBB COMPANY 311 PENNINGTON-ROCKY HILL ROAD PENNINGTON, NEW JERSEY 08534 US ROBL, JEFFREY A. C/O BRISTOL- MYERS SQUIBB COMPANY 311 PENNINGTON-ROCKY HILL ROAD PENNINGTON, NEW JERSEY 08534 US LI, JAMES J. 76 STANFORD ROAD EAST PENNINGTON, NEW JERSEY 08534 US KENNEDY, LAWRENCE J. C/O BRISTOL-MYERS SQUIBB COMPANY 311 PENNINGTON-ROCKY HILL ROAD PENNINGTON, NEW JERSEY 08534 US WANG, HAIXIA C/O BRISTOL-MYERS SQUIBB COMPANY 311 PENNINGTON- ROCKY HILL ROAD PENNINGTON, NEW JERSEY 08534 US LI, JIE JACK C/O BRISTOL-MYERS SQUIBB COMPANY 5 RESEARCH PARKWAY WALLINGFORD, CONNECTICUT 06492 US QIAN, XINHUA C/O BRISTOL-MYERS SQUIBB COMPANY 1 SQUIBB DRIVE NEW BRUNSWICK, NEW JERSEY 08903 US DESHPANDE, RAJENDRA P. C/O BRISTOL-MYERS SQUIBB COMPANY 1 SQUIBB DRIVE NEW BRUNSWICK, NEW JERSEY 08903 US KOLLA, LAXMA R. C/O BRISTOL- MYERS SQUIBB COMPANY 1 SQUIBB DRIVE NEW BRUNSWICK, NEW JERSEY 08903 US CANN, REGINALD O. C/O BRISTOL- MYERS SQUIBB COMPANY 1 SQUIBB DRIVE NEW BRUNSWICK, NEW JERSEY 08903 US</p>
---	--

(54) **Title:**
**TRIAZOLOPYRIDINE 11-BETA HYDROXYSTEROID
DEHYDROGENASE TYPE I INHIBITORS**

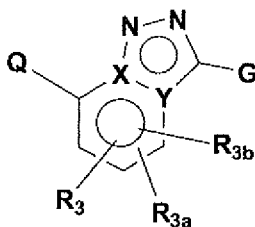
(57) **Abstract:**
TRIAZOLOPYRIDINE 11-BETA HYDROXYSTEROID
DEHYDROGENASE TYPE I INHIBITORS 5 ABSTRACT Novel
compounds are provided which are 11-beta-hydroxysteroid
dehydrogenase type I inhibitors. 11-beta-hydroxysteroid
dehydrogenase type I inhibitors are useful in treating,
preventing, or slowing the progression of diseases 10 requiring
11-beta-hydroxysteroid dehydrogenase type I inhibitor therapy.
These novel compounds of formula I: N--N X y 2 R -3b Raa
or stereoisomers or pharmaceutically acceptable salts thereof,
wherein G, Q, X, Y, R3, 15 R3a, and R3b are defined herein.
(No accompanying Figure) - 144

**TRIAZOLOPYRIDINE 11-BETA HYDROXYSTEROID DEHYDROGENASE
TYPE I INHIBITORS**

5

ABSTRACT

Novel compounds are provided which are 11-beta-hydroxysteroid
dehydrogenase type I inhibitors. 11-beta-hydroxysteroid dehydrogenase type I
inhibitors are useful in treating, preventing, or slowing the progression of diseases
10 requiring 11-beta-hydroxysteroid dehydrogenase type I inhibitor therapy. These novel
compounds of formula I:



I

or stereoisomers or pharmaceutically acceptable salts thereof, wherein G, Q, X, Y, R₃,
15 R_{3a}, and R_{3b} are defined herein.

(No accompanying Figure)

TRIAZOLOPYRIDINE 11-BETA HYDROXYSTEROID DEHYDROGENASE TYPE I INHIBITORS

BACKGROUND OF THE INVENTION

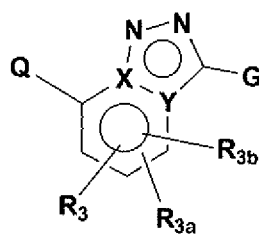
- 5 [0001] The steroid hormone cortisol is a key regulator of many physiological processes. However, an excess of cortisol, as occurs in Cushing's Disease, provokes severe metabolic abnormalities including: type 2 diabetes, cardiovascular disease, obesity, and osteoporosis. Many patients with these diseases, however, do not show significant increases in plasma cortisol levels. In addition to plasma cortisol,
10 individual tissues can regulate their glucocorticoid tone via the in situ conversion of inactive cortisone to the active hormone cortisol. Indeed, the normally high plasma concentration of cortisone provides a ready supply of precursor for conversion to cortisol via the intracellular enzyme 11-beta-hydroxysteroid dehydrogenase type I (11beta-HSD1).
- 15 [0002] 11beta-HSD1 is a member of the short chain dehydrogenase superfamily of enzymes. By catalyzing the conversion of cortisone to cortisol, 11beta-HSD1 controls the intracellular glucocorticoid tone according to its expression and activity levels. In this manner, 11beta-HSD1 can determine the overall metabolic status of the organ. 11beta-HSD1 is expressed at high levels in the liver and at lower levels in
20 many metabolically active tissues including the adipose, the CNS, the pancreas, and the pituitary. Taking the example of the liver, it is predicted that high levels of 11beta-HSD1 activity will stimulate gluconeogenesis and overall glucose output. Conversely, reduction of 11beta-HSD1 activity will down regulate gluconeogenesis resulting in lower plasma glucose levels.
- 25 [0003] Various studies have been conducted that support this hypothesis. For example, transgenic mice expressing 2X the normal level of 11beta-HSD1 in only the adipose tissue show abdominal obesity, hyperglycemia, and insulin resistance. (Masuzaki, H. et al., "A Transgenic Model of Visceral Obesity and the Metabolic Syndrome", *Science*, 294:2166-2170 (2001). Conversely, when the 11beta-HSD1
30 gene is ablated by homologous recombination, the resulting mice are resistant to diet induced obesity and the accompanying dysregulation of glucose metabolism (Morton, N.M. et al., "Novel Adipose Tissue-Mediated Resistance to Diet-induced Visceral

Obesity in 11 β -Hydroxysteroid Dehydrogenase Type 1-Deficient Mice”, *Diabetes*, 53:931-938 (2004). In addition, treatment of genetic mouse models of obesity and diabetes (ob/ob, db/db and KKAY mice) with a specific inhibitor of 11beta-HSD1 causes a decrease in glucose output from the liver and an overall increase in insulin sensitivity (Alberts, P. et al., “Selective Inhibition of 11 β -Hydroxysteroid Dehydrogenase Type I Improves Hepatic Insuling Sensitivity in Hyperglycemic Mice Strains”, *Endocrinology*, 144:4755-4762 (2003)). Furthermore, inhibitors of 11beta-HSD1 have been shown to be effective in treating metabolic syndrome and atherosclerosis in high fat fed mice (Hermanowski-Vosatka et al., *J. Exp. Med.*, 202(4):517-527 (2002)). Based in part on these studies, it is believed that local control of cortisol levels is important in metabolic diseases in these model systems. In addition, the results of these studies also suggest that inhibition of 11beta-HSD1 will be a viable strategy for treating metabolic diseases such as type 2 diabetes, obesity, and the metabolic syndrome.

15 [0004] Lending further support to this idea are the results of a series of preliminary clinical studies. For example, several reports have shown that adipose tissue from obese individuals has elevated levels of 11beta-HSD1 activity. In addition, studies with carbenoxolone, a natural product derived from licorice that inhibits both 11beta-HSD1 and 11beta-HSD2 (converts cortisol to cortisone in kidney) have shown promising results. A seven day, double blind, placebo controlled, cross over study with carbenoxolone in mildly overweight individuals with type 2 diabetes showed that patients treated with the inhibitor, but not the placebo group, displayed a decrease in hepatic glucose production (Andrews, R.C. et al., *J. Clin. Endocrinol. Metab.*, 88:285-291 (2003)). This observation is consistent with the inhibition of 11beta-HSD1 in the liver. The results of these preclinical and early clinical studies strongly support the concept that treatment with a potent and selective inhibitor of 11beta-HSDI will be an efficacious therapy in patients afflicted with type 2 diabetes, obesity, and the metabolic syndrome.

30 SUMMARY OF THE INVENTION

[0005] In accordance with the present invention, bicyclic and related compounds are provided that have the general structure of formula I:



I

wherein G, Q, X, Y, R₃, R_{3a}, and R_{3b} are defined below.

[0006] The compounds of the present invention inhibit the activity of the enzyme
 5 11-beta-hydroxysteroid dehydrogenase type I. Consequently, the compounds of the present invention may be used in the treatment of multiple diseases or disorders associated with 11-beta-hydroxysteroid dehydrogenase type I, such as diabetes and related conditions, microvascular complications associated with diabetes, the macrovascular complications associated with diabetes, cardiovascular diseases,
 10 Metabolic Syndrome and its component conditions, inflammatory diseases and other maladies. Examples of diseases or disorders associated with the activity of the enzyme 11-beta-hydroxysteroid dehydrogenase type I that can be prevented, inhibited, or treated according to the present invention include, but are not limited to, diabetes, hyperglycemia, impaired glucose tolerance, insulin resistance, hyperinsulinemia,
 15 retinopathy, neuropathy, nephropathy, delayed wound healing, atherosclerosis and its sequelae (acute coronary syndrome, myocardial infarction, angina pectoris, peripheral vascular disease, intermittent claudication), abnormal heart function, myocardial ischemia, stroke, Metabolic Syndrome, hypertension, obesity, dislipidemia, hyperlipidemia, hypertriglyceridemia, hypercholesterolemia, low HDL, high LDL,
 20 non-cardiac ischemia, infection, cancer, vascular restenosis, pancreatitis, neurodegenerative disease, lipid disorders, cognitive impairment and dementia, bone disease, HIV protease associated lipodystrophy, glaucoma and inflammatory diseases, such as, rheumatoid arthritis, Cushing's Disease, Alzheimer's Disease and osteoarthritis.

25 [0007] The present invention provides for compounds of formula I, pharmaceutical compositions employing such compounds, and for methods of using such compounds. In particular, the present invention provides a pharmaceutical

composition comprising a therapeutically effective amount of a compound of formula I alone or in combination with a pharmaceutically acceptable carrier.

[0008] Further, in accordance with the present invention, a method is provided for preventing, inhibiting, or treating the progression or onset of diseases or disorders associated with the activity of the enzyme 11-beta-hydroxysteroid dehydrogenase type I, such as defined above and hereinafter, wherein a therapeutically effective amount of a compound of formula I is administered to a mammalian, i.e., human, patient in need of treatment.

[0009] The compounds of the invention can be used alone, in combination with other compounds of the present invention, or in combination with one or more other agent(s).

[0010] Further, the present invention provides a method for preventing, inhibiting, or treating the diseases as defined above and hereinafter, wherein a therapeutically effective amount of a combination of a compound of formula I and another compound of formula I and/or at least one other type of therapeutic agent, is administered to a mammalian, i.e., human, patient in need of treatment.

[0011] Further, the present invention provides for crystalline forms of the compounds of formula I, pharmaceutical compositions employing such crystalline forms, and for methods of using such forms.

[0012] Furthermore, the present invention provides for processes for preparing compounds of formula I. These processes may be characterized, without limitation, by a) facile adaptation to larger scale production, such as pilot plant or manufacturing scales; b) process steps and/or techniques enabling improvements in the purity (including chiral purity), stability and/or ease of handling of intermediates and/or final compounds; and/or c) fewer process steps.

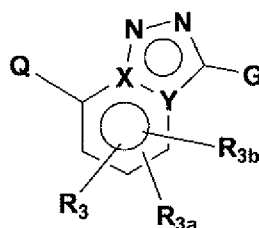
BRIEF DESCRIPTION OF THE DRAWINGS

[0013] Figure 1 shows observed (experimental at room temperature) and simulated (calculated at room temperature) powder x-ray diffraction patterns (Cu K α $\lambda=1.5418$ Å) of an N-1 crystalline form of a salt of a compound of Formula I.

- [0014] Figure 2 shows a differential scanning calorimetry (DSC) thermogram of the N-1 crystalline form of a salt of a compound of Formula I.
- [0015] Figure 3 shows a thermogravimetric analysis (TGA) curve of the N-1 crystalline form of a salt of a compound of Formula I.
- 5 [0016] Figure 4 shows a moisture sorption isotherm analysis of the N-1 crystalline form of a salt of a compound of Formula I.
- [0017] Figure 5 shows observed (experimental at room temperature) and simulated (calculated at room temperature) powder x-ray diffraction patterns (Cu K α $\lambda=1.5418$ Å) of an N-2 crystalline form of a salt of a compound of Formula I.
- 10 [0018] Figure 6 shows a differential scanning calorimetry (DSC) thermogram of the N-2 crystalline form of a salt of a compound of Formula I.
- [0019] Figure 7 shows a thermogravimetric analysis (TGA) curve of the N-2 crystalline form of a salt of a compound of Formula I.
- [0020] Figure 8 shows observed (experimental at room temperature) and simulated (calculated at room temperature) powder x-ray diffraction patterns (Cu K α $\lambda=1.5418$ Å) of another N-1 crystalline form of a salt of a compound of Formula I.
- 15

DESCRIPTION OF THE INVENTION

[0021] In accordance with the present invention, compounds of formula I



I

20

enantiomers, diastereomers, or salts thereof wherein:

- Q is L, L_{aa} or L_{ee};
- X is C and Y is N; or
- 25 X is N and Y is C;
- G is R₄, R_{4aa} or R_{4ee};
- L is -alkenyl-(W₁)_n, -cycloalkyl-(W₁)_n or -alkyl-(W₂)_n;
- L_{aa} is -alkenyl-(W₁)_n or -alkyl-(W_{2aa})_n;

L_{ee} is -alkenyl- $(W_{1ee})_n$, -cycloalkyl- $(W_1)_n$ or -alkyl- $(W_{2ee})_n$;

n is 1 to 3;

W_1 , at each occurrence, is independently halogen, -OH, -CN, -CO₂R₆,
-CONR₈R_{8a}, -OCONR₈R_{8a}, -SO₂NR₈R_{8a}, -SOR₆, -SO₂R₆, -NR₉SO₂R_{9a}, -NR₉CO₂R_{9a},
5 -NR₉COR_{9a}, alkyl, cycloalkyl, haloalkyl, alkoxy, aryloxy, haloalkoxy, alkylthio,
arylthio, arylsulfonyl, alkylamino, amino, aminoalkyl, arylamino or heteroarylamino;

W_{1ee} is independently halogen, -OH, -CN, -CO₂R₆, -CONR₈R_{8a},
-OCONR₈R_{8a}, -SO₂NR₈R_{8a}, -SOR₆, -SO₂R₆, -NR₉SO₂R_{9a}, -NR₉CO₂R_{9a}, -NR₉COR_{9a},
cycloalkyl, alkyl, haloalkyl, alkoxy, aryloxy, haloalkoxy, alkylthio, arylthio,
10 arylsulfonyl, alkylamino, amino, aminoalkyl, arylamino or heteroarylamino;

W_2 is independently halogen, -OH, -CO₂H, -CN, -CO₂R₆, -CONR₈R_{8a},
-OCOR₆, -OCONR₈R_{8a}, -SO₂NR₈R_{8a}, -SO-alkyl, -SO₂-alkyl, -NR₉SO₂R_{9a},
-NR₉CO₂R_{9a}, -NR₉COR_{9a}, cycloalkyl, alkyl, haloalkyl, alkoxy, alkenyl, haloalkoxy,
alkylthio, alkylamino, amino or aminoalkyl;

W_{2aa} is independently halogen, -OH, -CN, -CO₂H, -CO₂R₆, -CONR₈R_{8a},
-OCOR₆, -OCONR₈R_{8a}, -SO₂NR₈R_{8a}, -SO-alkyl, -SO₂-alkyl, -NR₉SO₂R_{9a},
-NR₉CO₂R_{9a}, -NR₉COR_{9a}, -OR_{9b}OR_{9b}Si(R_{9b})₃, cycloalkyl, alkyl, haloalkyl, alkoxy,
15 alkenyl, haloalkoxy, alkylthio, alkylamino, amino or aminoalkyl;

W_{2cc} is independently halogen, -OH, -CN, -CO₂H, -CO₂R₆, -CONR₈R_{8a},
20 -OCOR₆, -OCONR₈R_{8a}, -SO₂NR₈R_{8a}, -SO-alkyl, -SO₂-alkyl, -NR₉SO₂R_{9a},
-NR₉CO₂R_{9a}, -NR₉COR_{9a}, cycloalkyl, alkyl, haloalkyl, alkenyl, haloalkoxy, alkylthio,
amino, aminoalkyl, aryl, heteroaryl or heterocyclyl, wherein the aryl, heteroaryl or
heterocyclyl may be optionally substituted with R₇, R_{7a}, R_{7b}, and R_{7c};

provided that W_{2aa} or W_{2cc} are not only halogen or alkyl;

R_3 , R_{3a} and R_{3b} are independently hydrogen, halogen, -OH, -CN, -NO₂,
-CO₂R_{8a}, -CONR₈R_{8a}, -SO₂NR₈R_{8a}, -SOR_{8a}, -SO₂R_{8a}, -NR₈SO₂R₆, -NR₈CO₂R₆, alkyl,
haloalkyl, cycloalkyl, alkoxy, aryloxy, alkenyl, haloalkoxy, alkylthio, arylthio,
arylsulfonyl, alkylamino, aminoalkyl, arylamino, heteroarylamino, aryl, heteroaryl or
heterocyclyl, wherein the aryl, heteroaryl or heterocyclyl may be optionally substituted
30 with R₇, R_{7a}, R_{7b}, and R_{7c};

R_4 is alkyl, cycloalkyl or heterocyclyl, all of which may be optionally
substituted with one or more substituents selected from halogen, -OH, -OR₆, -SR₆,

-OCOR₆, -CN, -NR₅COR₆, -NR₅SO₂R₆, -COR₆, -CO₂R₆, -CO₂H, -OCONR₈R_{8a},
-CONR₈R_{8a}, -NR₅CO₂R₆, -SO₂R₆, alkyl, alkoxy, aryl, amino, heterocyclyl or
heteroaryl, wherein the alkyl, alkoxy, aryl, heteroaryl or heterocyclyl may be
optionally substituted with R₇, R_{7a}, R_{7b}, and R_{7c};

5 R_{4aa} is cycloalkyl, which may be optionally substituted with one or more
substituents selected from halogen, -OH, -OR₆, -SR₆, -OCOR₆, -CN, -NR₅COR₆,
-NR₅SO₂R₆, -COR₆, -CO₂R₆, -CO₂H, -OCONR₈R_{8a}, -CONR₈R_{8a}, -NR₅CO₂R₆,
-SO₂R₆, alkyl, alkoxy, aryl, amino, heterocyclyl or heteroaryl, wherein the alkyl,
alkoxy, aryl, heteroaryl or heterocyclyl may be optionally substituted with R₇, R_{7a},
10 R_{7b}, and R_{7c};

R_{4cc} is alkyl or cycloalkyl, both of which may be optionally substituted with
one or more substituents selected from halogen, -OH, -OR₆, -SR₆, -OCOR₆, -CN,
-NR₅COR₆, -NR₅SO₂R₆, -COR₆, -CO₂R₆, -CO₂H, -OCONR₈R_{8a}, -CONR₈R_{8a},
-NR₅CO₂R₆, -SO₂R₆, alkyl, alkoxy, aryl, amino, heterocyclyl or heteroaryl, wherein
15 the alkyl, alkoxy, aryl, heteroaryl or heterocyclyl may be optionally substituted with
R₇, R_{7a}, R_{7b}, and R_{7c};

R₅, at each occurrence, is independently hydrogen, alkyl, cycloalkyl, aryl,
haloalkyl, COR_{8a}, CO₂R_{8a}, SO₂NR₈R_{8a}, or SO₂R_{8a};

R₆, at each occurrence, is independently alkyl, cycloalkyl, aryl or heteroaryl,
20 all of which may be optionally substituted with R₇, R_{7a}, R_{7b}, and R_{7c};

R₇, R_{7a}, R_{7b}, and R_{7c}, at each occurrence, are independently halo, alkyl,
haloalkyl, cyanoalkyl, alkoxy, haloalkoxy, aryl, aryloxy, arylaryl, arylalkyl,
arylalkyloxy, alkenyl, cycloalkyl, cycloalkylalkyl, cycloalkylalkyloxy, amino, -OH,
-CO₂R₈, -CONR₈R_{8a}, hydroxyalkyl, acyl, heteroaryl, heteroaryloxy, heteroarylalkyl,
25 heteroarylalkoxy, aryloxyalkyl, alkylthio, arylalkylthio, aryloxyaryl, alkylamido,
alkanoylamino, arylcarbonylamino, alkylsilicaalkyloxy, -SO₂R_{9b}, -NO₂, -CN or thiol,
wherein the aryl or heteroaryl may be optionally substituted with R₁₀, R_{10a}, R_{10b}, and
R_{10c};

R₈ and R_{8a}, at each occurrence, is independently hydrogen, alkyl, cycloalkyl,
30 aryl, heteroaryl or heterocyclyl, all of which may be optionally substituted with R₁₀,
R_{10a}, R_{10b}, and R_{10c};

or alternatively R₈ and R_{8a} can be taken together with the nitrogen to which they are attached to form a heterocyclyl ring containing 1, 2, 3, or 4 heteroatoms independently selected from the group consisting of N, NH, O and S, which may be optionally substituted with R₁₀, R_{10a}, R_{10b}, and R_{10c};

5 R₉ and R_{9a}, at each occurrence, is independently hydrogen, alkyl, cycloalkyl, aryl, arylalkyl, heteroaryl or heterocyclyl, all of which may be optionally substituted with R₁₀, R_{10a}, R_{10b}, and R_{10c};

R_{9b}, at each occurrence, is independently alkyl, cycloalkyl, aryl or heteroaryl, all of which may be optionally substituted with R₁₀, R_{10a}, R_{10b}, and R_{10c}; and

10 R₁₀, R_{10a}, R_{10b}, and R_{10c}, at each occurrence, are independently halo, alkyl, haloalkyl, cyanoalkyl, alkoxy, aryl, aryloxy, arylaryl, arylalkyl, arylalkyloxy, alkenyl, cycloalkyl, cycloalkylalkyl, cycloalkylalkyloxy, amino, -OH, hydroxyalkyl, acyl, heteroaryl, heteroaryloxy, heteroarylalkyl, heteroarylalkoxy, aryloxyalkyl, alkylthio, arylalkylthio, aryloxyaryl, alkylamido, alkanoylamino, arylcarbonylamino, -NO₂, -CN

15 or thiol;

provided that:

(a) W₁, W_{1cc}, W₂, or W_{2aa} is not cycloalkyl when n is 1 and R₄, R_{4aa} or R_{4cc} are cycloalkyl;

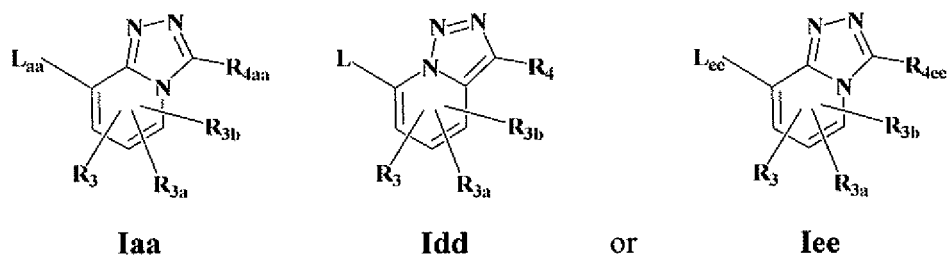
(b) W_{2cc} is not cycloalkyl, aryl, heteroaryl or heterocyclyl when n is 1 and
20 R_{4cc} is cycloalkyl;

(c) R₇, R_{7a}, R_{7b}, and R_{7c} must be substituted with at least one R₁₀, R_{10a}, R_{10b}, or R_{10c} when (i) L_{ee} is cycloalkyl, (ii) R_{4cc} is cycloalkyl substituted with aryl, heterocyclyl or heteroaryl, (iii) the aryl, heteroaryl or heterocyclyl is substituted with R₇, R_{7a}, R_{7b}, or R_{7c}; and (iv) R₇, R_{7a}, R_{7b}, and R_{7c} is aryl, heteroaryl or heterocyclyl;

25 (d) L_{aa} and L_{cc} are not C₁₋₃alkyl or haloC₁₋₃alkyl when R_{4aa} or R_{4cc} are substituted with an optionally substituted aryl moiety; and

(e) W_{2cc} is not halogen, alkyl, haloalkyl or aryl when R_{4cc} is alkyl.

[0022] In another embodiment, compounds are those in which the compound is a
30 compound of formula Iaa, Idd or Iee:



or

provided that:

- (a) W_1 , W_{1ee} , W_2 , or W_{2aa} is not cycloalkyl when n is 1 and R_4 , R_{4aa} or R_{4ee} are cycloalkyl;
- (b) W_{2ee} is not cycloalkyl, aryl, heteroaryl or heterocyclyl when n is 1 and R_{4ee} is cycloalkyl;
- (c) R_7 , R_{7a} , R_{7b} , and R_{7c} must be substituted with at least one R_{10} , R_{10a} , R_{10b} , or R_{10c} when (i) L_{ee} is cycloalkyl, (ii) R_{4ee} is cycloalkyl substituted with aryl, heterocyclyl or heteroaryl, (iii) the aryl, heteroaryl or heterocyclyl is substituted with R_7 , R_{7a} , R_{7b} , or R_{7c} ; and (iv) R_7 , R_{7a} , R_{7b} , and R_{7c} is aryl, heteroaryl or heterocyclyl;
- (d) L_{aa} and L_{ee} are not C_{1-3} alkyl or halo C_{1-3} alkyl when R_{4aa} or R_{4ee} are substituted with an optionally substituted aryl moiety; and
- (e) W_{2ee} is not halogen, alkyl, haloalkyl or aryl when R_{4ee} is alkyl.

[0023] In another embodiment, compounds are those in which:

- L is -alkenyl- $(W_1)_n$ or -alkyl- $(W_2)_n$;
- L_{aa} is -alkenyl- $(W_1)_n$ or -alkyl- $(W_{2aa})_n$;
- L_{ee} is -alkenyl- $(W_{1ee})_n$, -cycloalkyl- $(W_1)_n$ or -alkyl- $(W_{2ee})_n$;
- n is 1 to 3;
- W_1 , at each occurrence, is independently halogen, -OH, -CN, -CO₂R₆, -CONR₈R_{8a}, -OCONR₈R_{8a}, -SO₂NR₈R_{8a}, -SOR₆, -SO₂R₆, -NR₉SO₂R_{9a}, -NR₉CO₂R_{9a}, alkyl, cycloalkyl, haloalkyl, alkoxy, aryloxy, haloalkoxy, alkylthio, arylthio, arylsulfonyl, alkylamino, aminoalkyl, arylamino or heteroarylamino;
- W_{1ee} is independently halogen, -OH, -CN, -CO₂R₆, -CONR₈R_{8a}, -OCONR₈R_{8a}, -SO₂NR₈R_{8a}, -SOR₆, -SO₂R₆, -NR₉SO₂R_{9a}, -NR₉CO₂R_{9a}, cycloalkyl, alkyl, haloalkyl, alkoxy, aryloxy, haloalkoxy, alkylthio, arylthio, arylsulfonyl, alkylamino, aminoalkyl, arylamino or heteroarylamino;

W_2 is independently halogen, -OH, -CO₂H, -CN, -CO₂R₆, -CONR₈R_{8a}, -OCOR₆, -OCONR₈R_{8a}, -SO₂NR₈R_{8a}, -SO-alkyl, -SO₂-alkyl, -NR₉SO₂R_{9a}, -NR₉CO₂R_{9a}, -NR₉COR_{9a}, cycloalkyl, alkyl, haloalkyl, alkoxy, alkenyl, haloalkoxy, alkylthio, alkylamino, amino or aminoalkyl;

5 W_{2aa} is independently halogen, -OH, -CN, -CO₂H, -CO₂R₆, -CONR₈R_{8a}, -OCOR₆, -OCONR₈R_{8a}, -SO₂NR₈R_{8a}, -SO-alkyl, -SO₂-alkyl, -NR₉SO₂R_{9a}, -NR₉CO₂R_{9a}, -NR₉COR_{9a}, -OR_{9b}OR_{9b}Si(R_{9b})₃, cycloalkyl, alkyl, haloalkyl, alkoxy, alkenyl, haloalkoxy, alkylthio, alkylamino, amino or aminoalkyl;

W_{2cc} is independently halogen, -OH, -CN, -CO₂H, -CO₂R₆, -CONR₈R_{8a},
10 -OCOR₆, -OCONR₈R_{8a}, -SO₂NR₈R_{8a}, -SO-alkyl, -SO₂-alkyl, -NR₉SO₂R_{9a}, -NR₉CO₂R_{9a}, -NR₉COR_{9a}, cycloalkyl, alkyl, haloalkyl, alkenyl, haloalkoxy, alkylthio, aminoalkyl, aryl, heteroaryl or heterocyclyl, wherein the aryl, heteroaryl or heterocyclyl may be optionally substituted with R₇, R_{7a}, R_{7b}, and R_{7c};
provided that W_{2aa} or W_{2cc} are not only halogen;

15 R₃, R_{3a} and R_{3b} are independently hydrogen, halogen, -OH, -CN, -NO₂, -CO₂R_{8a}, -CONR₈R_{8a}, -SO₂NR₈R_{8a}, -SOR_{8a}, -SO₂R_{8a}, -NR₈SO₂R₆, alkyl, haloalkyl, cycloalkyl, alkoxy, aryloxy, alkenyl, haloalkoxy, alkylthio, arylthio, arylsulfonyl, alkylamino, aminoalkyl, arylamino, heteroarylamino, aryl, heteroaryl or heterocyclyl, wherein the aryl, heteroaryl or heterocyclyl may be optionally substituted with R₇, R_{7a},
20 R_{7b}, and R_{7c};

R₄ is alkyl or cycloalkyl, both of which may be optionally substituted with one or more substituents selected from halogen, -OH, -OR₆, -SR₆, -OCOR₆, -CN, -NR₅COR₆, -NR₅SO₂R₆, -COR₆, -CO₂R₆, -CO₂H, -OCONR₈R_{8a}, -CONR₈R_{8a}, -NR₅CO₂R₆, -SO₂R₆, alkyl, alkoxy, aryl, amino, heterocyclyl or heteroaryl, wherein
25 the alkyl, alkoxy, aryl, heteroaryl or heterocyclyl may be optionally substituted with R₇, R_{7a}, R_{7b}, and R_{7c};

R_{4aa} is cycloalkyl, which may be optionally substituted with one or more substituents selected from halogen, -OH, -OR₆, -SR₆, -OCOR₆, -CN, -NR₅COR₆, -NR₅SO₂R₆, -COR₆, -CO₂R₆, -CO₂H, -OCONR₈R_{8a}, -CONR₈R_{8a}, -SO₂R₆, alkyl,
30 alkoxy, aryl, amino, heterocyclyl or heteroaryl, wherein the alkyl, alkoxy, aryl, heteroaryl or heterocyclyl may be optionally substituted with R₇, R_{7a}, R_{7b}, and R_{7c};

R_{4cc} is alkyl or cycloalkyl, both of which may be optionally substituted with one or more substituents selected from halogen, -OH, -OR₆, -SR₆, -OCOR₆, -CN, -NR₅COR₆, -NR₅SO₂R₆, -COR₆, -CO₂R₆, -CO₂H, -OCONR₈R_{8a}, -CONR₈R_{8a}, -SO₂R₆, alkyl, alkoxy, aryl, amino, heterocyclyl or heteroaryl, wherein the alkyl, alkoxy, aryl, heteroaryl or heterocyclyl may be optionally substituted with R₇, R_{7a}, R_{7b}, and R_{7c};

R₅, at each occurrence, is independently hydrogen, alkyl, cycloalkyl, aryl, haloalkyl, COR_{8a} or CO₂R_{8a};

R₆, at each occurrence, is independently alkyl, cycloalkyl, aryl or heteroaryl, all of which may be optionally substituted with R₇, R_{7a}, R_{7b}, and R_{7c};

R₇, R_{7a}, R_{7b}, and R_{7c}, at each occurrence, are independently halo, alkyl, haloalkyl, cyanoalkyl, alkoxy, haloalkoxy, aryl, aryloxy, arylaryl, arylalkyl, arylalkyloxy, alkenyl, cycloalkyl, cycloalkylalkyl, cycloalkylalkyloxy, amino, -OH, -CO₂R₈, -CONR₈R_{8a}, hydroxyalkyl, acyl, heteroaryl, heteroaryloxy, heteroarylalkyl, heteroarylalkoxy, aryloxyalkyl, alkylthio, arylalkylthio, aryloxyaryl, alkylamido, alkanoylamino, arylcarbonylamino, -SO₂R_{9b}, -NO₂, -CN or thiol, wherein the aryl or heteroaryl may be optionally substituted with R₁₀, R_{10a}, R_{10b}, and R_{10c};

R₈ and R_{8a}, at each occurrence, is independently hydrogen, alkyl, cycloalkyl, aryl, heteroaryl or heterocyclyl, all of which may be optionally substituted with R₁₀, R_{10a}, R_{10b}, and R_{10c};

or alternatively R₈ and R_{8a} can be taken together with the nitrogen to which they are attached to form a heterocyclyl ring containing 1, 2, 3, or 4 heteroatoms independently selected from the group consisting of N, NH, O and S, which may be optionally substituted with R₁₀, R_{10a}, R_{10b}, and R_{10c};

R₉ and R_{9a}, at each occurrence, is independently hydrogen, alkyl, cycloalkyl, aryl, arylalkyl, heteroaryl or heterocyclyl, all of which may be optionally substituted with R₁₀, R_{10a}, R_{10b}, and R_{10c};

R_{9b}, at each occurrence, is independently alkyl, cycloalkyl, aryl or heteroaryl, all of which may be optionally substituted with R₁₀, R_{10a}, R_{10b}, and R_{10c};

R₁₀, R_{10a}, R_{10b}, and R_{10c}, at each occurrence, are independently halo, alkyl, haloalkyl, cyanoalkyl, alkoxy, aryl, aryloxy, arylaryl, arylalkyl, arylalkyloxy, alkenyl, cycloalkyl, cycloalkylalkyl, cycloalkylalkyloxy, amino, -OH, hydroxyalkyl, acyl,

heteroaryl, heteroaryloxy, heteroarylalkyl, heteroarylalkoxy, aryloxyalkyl, alkylthio, arylalkylthio, aryloxyaryl, alkylamido, alkanoylamino, arylcarbonylamino, -NO₂, -CN or thiol;

provided that:

- 5 (a) W₁, W_{1cc}, W₂, or W_{2aa} is not cycloalkyl when n is 1 and R₄, R_{4aa} or R_{4cc} are cycloalkyl;
- (b) W_{2ee} is not cycloalkyl, aryl, heteroaryl or heterocyclyl when n is 1 and R_{4ee} is cycloalkyl;
- (c) R₇, R_{7a}, R_{7b}, and R_{7c} must be substituted with at least one R₁₀, R_{10a},
10 R_{10b}, or R_{10c} when (i) L_{cc} is cycloalkyl, (ii) R_{4ee} is cycloalkyl substituted with aryl, heterocyclyl or heteroaryl, (iii) the aryl, heteroaryl or heterocyclyl is substituted with R₇, R_{7a}, R_{7b}, or R_{7c}; and (iv) R₇, R_{7a}, R_{7b}, and R_{7c} is aryl, heteroaryl or heterocyclyl;
- (d) L_{aa} and L_{ee} are not C₁₋₃alkyl or haloC₁₋₃alkyl when R_{4aa} or R_{4ee} are substituted with an optionally substituted aryl moiety; and
- 15 (e) W_{2cc} is not halogen, alkyl, haloalkyl or aryl when R_{4ee} is alkyl.

[0024] In another embodiment, compounds are those in which:

L is -alkenyl-(W₁)_n or -alkyl-(W₂)_n;

L_{aa} is -alkenyl-(W₁)_n or -alkyl-(W_{2aa})_n;

20 L_{cc} is -alkenyl-(W_{1cc})_n, -cycloalkyl-(W₁)_n or -alkyl-(W_{2cc})_n;

n is 1 to 3;

W₁, at each occurrence, is independently halogen, -OH, -CN, -CO₂R₆,
-CONR₈R_{8a}, -OCONR₈R_{8a}, -SO₂NR₈R_{8a}, -SOR₆, -SO₂R₆, -NR₉SO₂R_{9a}, alkyl,
haloalkyl, alkoxy, aryloxy, haloalkoxy, alkylthio, arylthio, arylsulfonyl, alkylamino,
25 aminoalkyl, arylamino or heteroarylamino;

W_{1cc} is independently halogen, -OH, -CN, -CO₂R₆, -CONR₈R_{8a},
-OCONR₈R_{8a}, -SO₂NR₈R_{8a}, -SOR₆, -SO₂R₆, -NR₉SO₂R_{9a}, alkyl, haloalkyl, alkoxy,
aryloxy, haloalkoxy, alkylthio, arylthio, arylsulfonyl, alkylamino, aminoalkyl,
arylamino or heteroarylamino;

30 W₂ is independently halogen, -OH, -CO₂H, -CN, -CO₂R₆, -CONR₈R_{8a},
-OCOR₆, -OCONR₈R_{8a}, -SO₂NR₈R_{8a}, -SO-alkyl, -SO₂-alkyl, -NR₉SO₂R_{9a},

-NR₉COR_{9a}, alkyl, haloalkyl, alkoxy, alkenyl, haloalkoxy, alkylthio, alkylamino, amino or aminoalkyl;

W_{2aa} is independently halogen, -OH, -CN, -CO₂H, -CO₂R₆, -CONR₈R_{8a}, -OCOR₆, -OCONR₈R_{8a}, -SO₂NR₈R_{8a}, -SO-alkyl, -SO₂-alkyl, -NR₉SO₂R_{9a},

5 -NR₉COR_{9a}, -OR_{9b}OR_{9b}Si(R_{9b})₃, alkyl, alkoxy, alkenyl, haloalkoxy, alkylthio, alkylamino, amino or aminoalkyl;

W_{2ee} is independently halogen, -OH, -CN, -CO₂H, -CO₂R₆, -CONR₈R_{8a}, -OCOR₆, -OCONR₈R_{8a}, -SO₂NR₈R_{8a}, -SO-alkyl, -SO₂-alkyl, -NR₉SO₂R_{9a},

-NR₉CO₂R_{9a}, alkyl, alkenyl, haloalkoxy, alkylthio or aminoalkyl;

10 provided that W_{2aa} or W_{2ee} are not only halogen;

R₃, R_{3a} and R_{3b} are independently hydrogen, halogen, -OH, -CN, -NO₂, -CO₂R_{8a}, -CONR₈R_{8a}, -SO₂NR₈R_{8a}, -SOR_{8a}, -SO₂R_{8a}, alkyl, haloalkyl, cycloalkyl, alkoxy, aryloxy, haloalkoxy, alkylthio, arylthio, arylsulfonyl, alkylamino, aminoalkyl, arylamino, heteroaryl, aryl, heteroaryl or heterocyclyl, wherein the aryl,

15 heteroaryl or heterocyclyl may be optionally substituted with R₇, R_{7a}, R_{7b}, and R_{7c};

R₄ is alkyl or cycloalkyl, both of which may be optionally substituted with one or more substituents selected from halogen, -OH, -OR₆, -SR₆, -OCOR₆, -CN, -COR₆, -CO₂R₆, -CO₂H, -OCONR₈R_{8a}, -CONR₈R_{8a}, -SO₂R₆, alkyl, alkoxy, aryl, amino, heterocyclyl or heteroaryl, wherein the alkyl, alkoxy, aryl, heteroaryl or heterocyclyl

20 may be optionally substituted with R₇, R_{7a}, R_{7b}, and R_{7c};

R_{4aa} is cycloalkyl, which may be optionally substituted with one or more substituents selected from halogen, -OH, -OR₆, -SR₆, -OCOR₆, -CN, -COR₆, -CO₂R₆, -CO₂H, -OCONR₈R_{8a}, -CONR₈R_{8a}, -SO₂R₆, alkyl, alkoxy, aryl, amino, heterocyclyl or heteroaryl, wherein the alkyl, alkoxy, aryl, heteroaryl or heterocyclyl may be

25 optionally substituted with R₇, R_{7a}, R_{7b}, and R_{7c};

R_{4ee} is alkyl, which may be optionally substituted with one or more substituents selected from halogen, -OH, -OR₆, -SR₆, -OCOR₆, -CN, -COR₆, -CO₂R₆, -CO₂H, -OCONR₈R_{8a}, -CONR₈R_{8a}, -SO₂R₆, alkyl, alkoxy, aryl, amino, heterocyclyl or heteroaryl, wherein the alkyl, alkoxy, aryl, heteroaryl or heterocyclyl may be

30 optionally substituted with R₇, R_{7a}, R_{7b}, and R_{7c};

R₆, at each occurrence, is independently alkyl, cycloalkyl, aryl or heteroaryl, all of which may be optionally substituted with R₇, R_{7a}, R_{7b}, and R_{7c};

R₇, R_{7a}, R_{7b}, and R_{7c}, at each occurrence, are independently halo, alkyl, haloalkyl, cyanoalkyl, alkoxy, haloalkoxy, aryl, aryloxy, arylaryl, arylalkyl, arylalkyloxy, alkenyl, cycloalkyl, cycloalkylalkyl, cycloalkylalkyloxy, amino, -OH, -CO₂R₈, -CONR₈R_{8a}, hydroxyalkyl, acyl, heteroaryl, heteroaryloxy, heteroarylalkyl, heteroarylalkoxy, aryloxyalkyl, alkylthio, arylalkylthio, aryloxyaryl, alkylamido, alkanoylamino, arylcarbonylamino, -SO₂R_{9b} -NO₂, -CN or thiol, wherein the aryl or heteroaryl may be optionally substituted with R₁₀, R_{10a}, R_{10b}, and R_{10c};

R₈ and R_{8a}, at each occurrence, is independently hydrogen, alkyl, cycloalkyl, aryl, heteroaryl or heterocyclyl, all of which may be optionally substituted with R₁₀, R_{10a}, R_{10b}, and R_{10c};

or alternatively R₈ and R_{8a} can be taken together with the nitrogen to which they are attached to form a heterocyclyl ring containing 1, 2, 3, or 4 heteroatoms independently selected from the group consisting of N, NH, O and S, which may be optionally substituted with R₁₀, R_{10a}, R_{10b}, and R_{10c};

R₉ and R_{9a}, at each occurrence, is independently hydrogen, alkyl, cycloalkyl, aryl, arylalkyl, heteroaryl or heterocyclyl, all of which may be optionally substituted with R₁₀, R_{10a}, R_{10b}, and R_{10c};

R_{9b}, at each occurrence, is independently alkyl, cycloalkyl, aryl or heteroaryl, all of which may be optionally substituted with R₁₀, R_{10a}, R_{10b}, and R_{10c}; and

R₁₀, R_{10a}, R_{10b}, and R_{10c}, at each occurrence, are independently halo, alkyl, haloalkyl, cyanoalkyl, alkoxy, aryl, aryloxy, arylaryl, arylalkyl, arylalkyloxy, alkenyl, cycloalkyl, cycloalkylalkyl, cycloalkylalkyloxy, amino, -OH, hydroxyalkyl, acyl, heteroaryl, heteroaryloxy, heteroarylalkyl, heteroarylalkoxy, aryloxyalkyl, alkylthio, arylalkylthio, aryloxyaryl, alkylamido, alkanoylamino, arylcarbonylamino, -NO₂, -CN or thiol.

[0025] In another embodiment, compounds are those in which:

L is -alkenyl-(W₁)_n or -alkyl-(W₂)_n;

L_{aa} is -alkenyl-(W₁)_n or -alkyl-(W_{2aa})_n;

L_{cc} is -cycloalkyl-(W₁)_n or -alkyl-(W_{2cc})_n;

n is 1 to 3;

W₁, at each occurrence, is independently halogen, -OH, -CN, -CO₂R₆, -CONR₈R_{8a}, -OCONR₈R_{8a}, -SO₂NR₈R_{8a}, -SOR₆, -SO₂R₆, -NR₉SO₂R_{9a}, alkyl, haloalkyl, alkoxy, aryloxy, haloalkoxy, alkylthio, arylthio, arylsulfonyl, aminoalkyl, arylamino or heteroarylamino;

5 W₂ is independently halogen, -OH, -CO₂H, -CN, -CO₂R₆, -CONR₈R_{8a}, -OCOR₆, -OCONR₈R_{8a}, -SO₂NR₈R_{8a}, -SO-alkyl, -SO₂-alkyl, -NR₉SO₂R_{9a}, -NR₉COR_{9a}, alkyl, haloalkyl, alkoxy, alkenyl, haloalkoxy, alkylthio, alkylamino or aminoalkyl;

10 W_{2aa} is independently halogen, -OH, -CN, -CO₂H, -CO₂R₆, -CONR₈R_{8a}, -OCOR₆, -OCONR₈R_{8a}, -SO₂NR₈R_{8a}, -SO-alkyl, -SO₂-alkyl, -NR₉SO₂R_{9a}, -NR₉COR_{9a}, -OR_{9b}OR_{9b}Si(R_{9b})₃, alkyl, alkoxy, alkenyl, haloalkoxy, alkylthio, alkylamino or aminoalkyl;

15 W_{2ee} is independently halogen, -OH, -CN, -CO₂H, -CO₂R₆, -CONR₈R_{8a}, -OCOR₆, -OCONR₈R_{8a}, -SO₂NR₈R_{8a}, -SO-alkyl, -SO₂-alkyl, -NR₉SO₂R_{9a}, alkyl, alkenyl, haloalkoxy, alkylthio or aminoalkyl;

provided that W_{2aa} or W_{2ee} are not only halogen;

20 R₃, R_{3a} and R_{3b} are independently hydrogen, halogen, -OH, -CN, -NO₂, -CO₂R_{8a}, -CONR₈R_{8a}, -SO₂NR₈R_{8a}, alkyl, haloalkyl, cycloalkyl, alkoxy, aryloxy, haloalkoxy, alkylthio, arylthio, arylsulfonyl, alkylamino, aminoalkyl, arylamino, heteroarylamino, aryl, heteroaryl or heterocyclyl, wherein the aryl, heteroaryl or heterocyclyl may be optionally substituted with R₇, R_{7a}, R_{7b}, and R_{7c};

25 R₄ is alkyl or cycloalkyl, both of which may be optionally substituted with one or more substituents selected from halogen, -OH, -OR₆, -SR₆, -OCOR₆, -CN, -COR₆, -CO₂R₆, -CO₂H, -OCONR₈R_{8a}, -CONR₈R_{8a}, -SO₂R₆, alkyl, alkoxy, aryl, amino, heterocyclyl or heteroaryl, wherein the alkyl, alkoxy, aryl, heteroaryl or heterocyclyl may be optionally substituted with R₇, R_{7a}, R_{7b}, and R_{7c};

30 R_{4aa} is cycloalkyl, which may be optionally substituted with one or more substituents selected from halogen, -OH, -OR₆, -SR₆, -OCOR₆, -CN, -COR₆, -CO₂R₆, -CO₂H, -OCONR₈R_{8a}, -CONR₈R_{8a}, -SO₂R₆, alkyl, alkoxy, aryl, amino, heterocyclyl or heteroaryl, wherein the alkyl, alkoxy, aryl, heteroaryl or heterocyclyl may be optionally substituted with R₇, R_{7a}, R_{7b}, and R_{7c};

R_{4cc} is alkyl, which may be optionally substituted with one or more substituents selected from halogen, -OH, -OR₆, -SR₆, -OCOR₆, -CN, -COR₆, -CO₂R₆, -CO₂H, -OCONR₈R_{8a}, -CONR₈R_{8a}, -SO₂R₆, alkyl, alkoxy, aryl, amino, heterocyclyl or heteroaryl, wherein the alkyl, alkoxy, aryl, heteroaryl or heterocyclyl may be
5 optionally substituted with R₇, R_{7a}, R_{7b}, and R_{7c};

R₆, at each occurrence, is independently alkyl, cycloalkyl, aryl or heteroaryl, all of which may be optionally substituted with R₇, R_{7a}, R_{7b}, and R_{7c};

R₇, R_{7a}, R_{7b}, and R_{7c}, at each occurrence, are independently halo, alkyl, haloalkyl, alkoxy, haloalkoxy, aryl, aryloxy, arylaryl, arylalkyl, arylalkyloxy, alkenyl,
10 cycloalkyl, cycloalkylalkyl, cycloalkylalkyloxy, amino, -OH, -CO₂R₈, -CONR₈R_{8a}, hydroxyalkyl, acyl, heteroaryl, heteroaryloxy, heteroarylalkyl, heteroarylalkoxy, aryloxyalkyl, alkylthio, arylalkylthio, aryloxyaryl, alkylamido, alkanoylamino, arylcarbonylamino, -SO₂R_{9b}, -NO₂, -CN or thiol, wherein the aryl or heteroaryl may be optionally substituted with R₁₀, R_{10a}, R_{10b}, and R_{10c};

15 R₈ and R_{8a}, at each occurrence, is independently hydrogen, alkyl, cycloalkyl, aryl, heteroaryl or heterocyclyl, all of which may be optionally substituted with R₁₀, R_{10a}, R_{10b}, and R_{10c};

R₉ and R_{9a}, at each occurrence, is independently hydrogen, alkyl, cycloalkyl, aryl, arylalkyl, heteroaryl or heterocyclyl, all of which may be optionally substituted
20 with R₁₀, R_{10a}, R_{10b}, and R_{10c};

R_{9b}, at each occurrence, is independently alkyl, cycloalkyl, aryl or heteroaryl, all of which may be optionally substituted with R₁₀, R_{10a}, R_{10b}, and R_{10c}; and

R₁₀, R_{10a}, R_{10b}, and R_{10c}, at each occurrence, are independently halo, alkyl, haloalkyl, alkoxy, aryl, aryloxy, arylaryl, arylalkyl, arylalkyloxy, alkenyl, cycloalkyl,
25 cycloalkylalkyl, cycloalkylalkyloxy, amino, -OH, hydroxyalkyl, acyl, heteroaryl, heteroaryloxy, heteroarylalkyl, heteroarylalkoxy, aryloxyalkyl, alkylthio, arylalkylthio, aryloxyaryl, alkylamido, alkanoylamino, arylcarbonylamino, -NO₂, -CN or thiol.

[0026] In yet another embodiment, compounds are those in which:

30 L is -alkyl-(W₂)_n;

L_{aa} is -alkenyl-(W₁)_n or -alkyl-(W_{2aa})_n;

L_{cc} is -cycloalkyl-(W₁)_n or -alkyl-(W_{2cc})_n;

n is 1 to 2;

W₁, at each occurrence, is independently halogen, -OH, -CN, -CO₂R₆,
-CONR₈R_{8a}, -OCONR₈R_{8a}, -SO₂NR₈R_{8a}, -SOR₆, -SO₂R₆, alkyl, haloalkyl, alkoxy,
aryloxy, haloalkoxy, alkylthio, arylthio, arylsulfonyl, aminoalkyl, arylamino or
5 heteroarylamino;

W₂ is independently halogen, -OH, -CO₂H, -CN, -CO₂R₆, -CONR₈R_{8a},
-OCOR₆, -SO₂NR₈R_{8a}, -SO-alkyl, -SO₂-alkyl, -NR₉SO₂R_{9a}, -NR₉COR_{9a}, alkyl,
haloalkyl, alkoxy, alkenyl, haloalkoxy, alkylthio, alkylamino or aminoalkyl;

W_{2aa} is independently halogen, -OH, -CN, -CO₂H, -CO₂R₆, -CONR₈R_{8a},
10 -OCOR₆, -OCONR₈R_{8a}, -SO₂NR₈R_{8a}, -SO-alkyl, -SO₂-alkyl, -NR₉SO₂R_{9a}, alkyl,
alkoxy, alkenyl, haloalkoxy, alkylthio, alkylamino or aminoalkyl;

W_{2ee} is independently halogen, -OH, -CN, -CO₂H, -CO₂R₆, -CONR₈R_{8a},
-OCOR₆, -OCONR₈R_{8a}, -SO₂NR₈R_{8a}, -SO-alkyl, -SO₂-alkyl, -NR₉SO₂R_{9a}, alkyl,
alkenyl, haloalkoxy, alkylthio or aminoalkyl;
15 provided that W_{2aa} or W_{2ee} are not only halogen;

R₃, R_{3a} and R_{3b} are independently hydrogen, halogen, -OH, -CN, -NO₂,
-CO₂R_{8a}, alkyl, haloalkyl, cycloalkyl, alkoxy, aryloxy, haloalkoxy, alkylthio, arylthio,
arylsulfonyl, alkylamino, aminoalkyl, arylamino, heteroarylamino, aryl, heteroaryl or
heterocyclyl, wherein the aryl, heteroaryl or heterocyclyl may be optionally substituted
20 with R₇, R_{7a}, R_{7b}, and R_{7c};

R₄ is alkyl or cycloalkyl, both of which may be optionally substituted with one
or more substituents selected from halogen, -OH, -OR₆, -SR₆, -CN, -COR₆, -CO₂R₆,
-CO₂H, -CONR₈R_{8a}, -SO₂R₆, alkyl, alkoxy, aryl, amino, heterocyclyl or heteroaryl,
wherein the alkyl, alkoxy, aryl, heteroaryl or heterocyclyl may be optionally
25 substituted with R₇, R_{7a}, R_{7b}, and R_{7c};

R_{4aa} is cycloalkyl, which may be optionally substituted with one or more
substituents selected from halogen, -OH, -OR₆, -SR₆, -CN, -COR₆, -CO₂R₆, -CO₂H,
-CONR₈R_{8a}, -SO₂R₆, alkyl, alkoxy, aryl, amino, heterocyclyl or heteroaryl, wherein
the alkyl, alkoxy, aryl, heteroaryl or heterocyclyl may be optionally substituted with
30 R₇, R_{7a}, R_{7b}, and R_{7c};

R_{4ee} is alkyl, which may be optionally substituted with one or more
substituents selected from halogen, -OH, -OR₆, -SR₆, -CN, -COR₆, -CO₂R₆, -CO₂H,

-CONR₈R_{8a}, -SO₂R₆, alkyl, alkoxy, aryl, amino, heterocyclyl or heteroaryl, wherein the alkyl, alkoxy, aryl, heteroaryl or heterocyclyl may be optionally substituted with R₇, R_{7a}, R_{7b}, and R_{7c};

5 R₆, at each occurrence, is independently alkyl, cycloalkyl, aryl or heteroaryl, all of which may be optionally substituted with R₇, R_{7a}, R_{7b}, and R_{7c};

R₇, R_{7a}, R_{7b}, and R_{7c}, at each occurrence, are independently halo, alkyl, haloalkyl, alkoxy, haloalkoxy, aryl, aryloxy, arylaryl, arylalkyl, arylalkyloxy, alkenyl, cycloalkyl, cycloalkylalkyl, cycloalkylalkyloxy, amino, -OH, -CO₂R₈, -CONR₈R_{8a}, hydroxyalkyl, acyl, heteroaryl, heteroaryloxy, heteroarylalkyl, heteroarylalkoxy, 10 aryloxyalkyl, alkylthio, arylalkylthio, aryloxyaryl, alkylamido, alkanoylamino, arylcarbonylamino, -SO₂R_{9b}, -NO₂, -CN or thiol, wherein the aryl or heteroaryl may be optionally substituted with R₁₀, R_{10a}, R_{10b}, and R_{10c};

R₈ and R_{8a}, at each occurrence, is independently hydrogen, alkyl, cycloalkyl, aryl or heteroaryl, all of which may be optionally substituted with R₁₀, R_{10a}, R_{10b}, and 15 R_{10c};

R₉ and R_{9a}, at each occurrence, is independently hydrogen, alkyl, cycloalkyl, aryl, arylalkyl or heteroaryl, all of which may be optionally substituted with R₁₀, R_{10a}, R_{10b}, and R_{10c};

R_{9b}, at each occurrence, is independently alkyl, cycloalkyl, aryl or heteroaryl, all of which may be optionally substituted with R₁₀, R_{10a}, R_{10b}, and R_{10c}; and 20

R₁₀, R_{10a}, R_{10b}, and R_{10c}, at each occurrence, are independently halo, alkyl, haloalkyl, alkoxy, aryl, aryloxy, arylaryl, arylalkyl, arylalkyloxy, alkenyl, cycloalkyl, cycloalkylalkyl, cycloalkylalkyloxy, amino, -OH, hydroxyalkyl, acyl, heteroaryl, heteroaryloxy, heteroarylalkyl, heteroarylalkoxy, aryloxyalkyl, alkylthio, arylalkylthio, 25 aryloxyaryl, alkylamido, alkanoylamino, arylcarbonylamino, -NO₂, -CN or thiol.

[0027] In another embodiment, compounds are those in which:

L is -alkyl-(W₂)_n;

L_{aa} is -alkenyl-(W₁)_n or -alkyl-(W_{2aa})_n;

30 L_{cc} is -cycloalkyl-(W₁)_n or -alkyl-(W_{2cc})_n;

n is 1 to 2;

W_1 , at each occurrence, is independently halogen, -OH, -CN, $-CO_2R_6$, $-CONR_8R_{8a}$, $-OCONR_8R_{8a}$, $-SO_2NR_8R_{8a}$, -SOR₆, $-SO_2R_6$, alkyl, haloalkyl, alkoxy, aryloxy, haloalkoxy, alkylthio, arylthio, arylsulfonyl, arylamino or heteroaryl amino;

W_2 is independently halogen, -OH, $-CO_2H$, -CN, $-CO_2R_6$, $-CONR_8R_{8a}$,
5 $-OCOR_6$, $-OCONR_8R_{8a}$, $-SO_2NR_8R_{8a}$, -SO-alkyl, $-SO_2$ -alkyl, $-NR_9SO_2R_{9a}$, alkyl, haloalkyl, alkoxy, alkenyl, haloalkoxy, alkylthio, alkylamino or aminoalkyl;

W_{2aa} is independently halogen, -OH, -CN, $-CO_2H$, $-CO_2R_6$, $-CONR_8R_{8a}$,
 $-OCOR_6$, $-OCONR_8R_{8a}$, $-SO_2NR_8R_{8a}$, -SO-alkyl, $-SO_2$ -alkyl, $-NR_9SO_2R_{9a}$, alkyl, alkoxy, alkenyl, haloalkoxy or alkylthio;

10 W_{2ec} is independently halogen, -OH, -CN, $-CO_2H$, $-CO_2R_6$, $-CONR_8R_{8a}$, $-OCOR_6$, $-OCONR_8R_{8a}$, $-SO_2NR_8R_{8a}$, -SO-alkyl, $-SO_2$ -alkyl, $-NR_9SO_2R_{9a}$, alkyl, alkenyl, haloalkoxy or alkylthio;

provided that W_{2aa} or W_{2ec} are not only halogen;

R_3 , R_{3a} and R_{3b} are independently hydrogen, halogen, -OH, -CN, $-NO_2$, alkyl,
15 haloalkyl, cycloalkyl, alkoxy, aryloxy, haloalkoxy, alkylthio, arylthio, arylsulfonyl, alkylamino, aminoalkyl, arylamino, heteroaryl amino, aryl, heteroaryl or heterocyclyl, wherein the aryl, heteroaryl or heterocyclyl may be optionally substituted with R_7 , R_{7a} , R_{7b} , and R_{7c} ;

R_4 is cycloalkyl, which may be optionally substituted with one or more
20 substituents selected from halogen, -OH, $-OR_6$, $-SR_6$, -CN, $-COR_6$, $-CO_2R_6$, $-CO_2H$, $-CONR_8R_{8a}$, $-SO_2R_6$, alkyl, alkoxy, aryl, amino, heterocyclyl or heteroaryl, wherein the alkyl, alkoxy, aryl, heteroaryl or heterocyclyl may be optionally substituted with R_7 , R_{7a} , R_{7b} , and R_{7c} ;

R_{4aa} is cycloalkyl, which may be optionally substituted with one or more
25 substituents selected from halogen, -OH, $-OR_6$, $-SR_6$, -CN, $-COR_6$, $-CO_2R_6$, $-CO_2H$, $-CONR_8R_{8a}$, $-SO_2R_6$, alkyl, alkoxy, aryl, amino, heterocyclyl or heteroaryl, wherein the alkyl, alkoxy, aryl, heteroaryl or heterocyclyl may be optionally substituted with R_7 , R_{7a} , R_{7b} , and R_{7c} ;

R_{4ee} is alkyl, which may be optionally substituted with one or more
30 substituents selected from halogen, -OH, $-OR_6$, $-SR_6$, -CN, $-COR_6$, $-CO_2R_6$, $-CO_2H$, $-CONR_8R_{8a}$, $-SO_2R_6$, alkyl, alkoxy, aryl, amino, heterocyclyl or heteroaryl, wherein

the alkyl, alkoxy, aryl, heteroaryl or heterocyclyl may be optionally substituted with R₇, R_{7a}, R_{7b}, and R_{7c};

R₆, at each occurrence, is independently alkyl, cycloalkyl, aryl or heteroaryl, all of which may be optionally substituted with R₇, R_{7a}, R_{7b}, and R_{7c};

5 R₇, R_{7a}, R_{7b}, and R_{7c}, at each occurrence, are independently halo, alkyl, haloalkyl, alkoxy, haloalkoxy, aryl, aryloxy, arylaryl, arylalkyl, arylalkyloxy, alkenyl, cycloalkyl, cycloalkylalkyl, cycloalkylalkyloxy, amino, -OH, -CO₂R₈, -CONR₈R_{8a}, hydroxyalkyl, acyl, heteroaryl, heteroaryloxy, heteroarylalkyl, heteroarylalkoxy, aryloxyalkyl, alkylthio, arylalkylthio, aryloxyaryl, alkylamido, alkanoylamino, 10 arylcarbonylamino, -SO₂R_{9b}, -NO₂, -CN or thiol, wherein the aryl or heteroaryl may be optionally substituted with R₁₀, R_{10a}, R_{10b}, and R_{10c};

R₈ and R_{8a}, at each occurrence, is independently hydrogen, alkyl, aryl or heteroaryl, all of which may be optionally substituted with R₁₀, R_{10a}, R_{10b}, and R_{10c};

R₉ and R_{9a}, at each occurrence, is independently hydrogen, alkyl, cycloalkyl, 15 aryl or heteroaryl, all of which may be optionally substituted with R₁₀, R_{10a}, R_{10b}, and R_{10c};

R_{9b}, at each occurrence, is independently alkyl, cycloalkyl, aryl or heteroaryl, all of which may be optionally substituted with R₁₀, R_{10a}, R_{10b}, and R_{10c}; and

R₁₀, R_{10a}, R_{10b}, and R_{10c}, at each occurrence, are independently halo, alkyl, 20 haloalkyl, alkoxy, aryl, aryloxy, arylaryl, arylalkyl, arylalkyloxy, alkenyl, cycloalkyl, cycloalkylalkyl, cycloalkylalkyloxy, amino, -OH, hydroxyalkyl, acyl, heteroaryl, heteroaryloxy, heteroarylalkyl, heteroarylalkoxy, aryloxyalkyl, alkylthio, arylalkylthio, aryloxyaryl, alkylamido, alkanoylamino, arylcarbonylamino, -NO₂, -CN or thiol.

25 **[0028]** In still yet another embodiment, compounds are those in which:

L is -alkyl-(W₂)_n;

L_{aa} is -alkyl-(W_{2aa})_n;

L_{ee} is -alkyl-(W_{2ee})_n;

n is 1 to 2;

30 W₂ is independently halogen, -OH, -CO₂H, -CN, -CO₂R₆, -CONR₈R_{8a}, -OCOR₆, -OCONR₈R_{8a}, -SO₂NR₈R_{8a}, -SO-alkyl, -SO₂-alkyl, -NR₉SO₂R_{9a}, alkyl, haloalkyl, alkoxy or haloalkoxy;

W_{2aa} is independently halogen, -OH, -CN, -CO₂H, -CO₂R₆, -CONR₈R_{8a},
-OCONR₈R_{8a}, -SO₂NR₈R_{8a}, -SO-alkyl, -SO₂-alkyl, -NR₉SO₂R_{9a}, alkyl, alkoxy,
alkenyl or haloalkoxy;

W_{2cc} is independently halogen, -OH, -CN, -CO₂H, -CO₂R₆, -CONR₈R_{8a},
5 -OCONR₈R_{8a}, -SO₂NR₈R_{8a}, -SO-alkyl, -SO₂-alkyl, -NR₉SO₂R_{9a}, alkyl, alkoxy,
alkenyl or haloalkoxy;
provided that W_{2aa} or W_{2cc} are not only halogen;

R₃, R_{3a} and R_{3b} are independently hydrogen, halogen, -OH, -CN, -NO₂, alkyl,
haloalkyl, cycloalkyl, alkoxy, aryloxy, haloalkoxy, alkylthio, arylthio, arylsulfonyl,
10 alkylamino, aminoalkyl, aryl, heteroaryl or heterocyclyl, wherein the aryl, heteroaryl
or heterocyclyl may be optionally substituted with R₇, R_{7a}, R_{7b}, and R_{7c};

R₄ is a 3- to 10-membered cycloalkyl, which may be optionally substituted
with one or more substituents selected from halogen, -OH, -OR₆, -SR₆, -CN, -COR₆,
-CO₂R₆, -CO₂H, alkyl, alkoxy, aryl, amino, heterocyclyl or heteroaryl, wherein the
15 alkyl, alkoxy, aryl, heteroaryl or heterocyclyl may be optionally substituted with R₇,
R_{7a}, R_{7b}, and R_{7c};

R_{4aa} is cycloalkyl, which may be optionally substituted with one or more
substituents selected from halogen, -OH, -OR₆, -SR₆, -CN, -COR₆, -CO₂R₆, -CO₂H,
alkyl, alkoxy, aryl, amino, heterocyclyl or heteroaryl, wherein the alkyl, alkoxy, aryl,
20 heteroaryl or heterocyclyl may be optionally substituted with R₇, R_{7a}, R_{7b}, and R_{7c};

R_{4cc} is alkyl, which may be optionally substituted with one or more
substituents selected from halogen, -OH, -OR₆, -SR₆, -CN, -COR₆, -CO₂R₆, -CO₂H,
alkyl, alkoxy, aryl, amino, heterocyclyl or heteroaryl, wherein the alkyl, alkoxy, aryl,
heteroaryl or heterocyclyl may be optionally substituted with R₇, R_{7a}, R_{7b}, and R_{7c};

25 R₆, at each occurrence, is independently alkyl, cycloalkyl, aryl or heteroaryl;

R₇, R_{7a}, R_{7b}, and R_{7c}, at each occurrence, are independently halo, alkyl,
haloalkyl, alkoxy, haloalkoxy, aryl, aryloxy, arylaryl, arylalkyl, arylalkoxy, alkenyl,
cycloalkyl, cycloalkylalkyl, cycloalkylalkoxy, amino, -OH, -CO₂R₈, hydroxyalkyl,
acyl, heteroaryl, heteroaryloxy, heteroarylalkyl, heteroarylalkoxy, aryloxyalkyl,
30 alkylthio, arylalkylthio, aryloxyaryl, alkylamido, alkanoylamino, arylcarbonylamino,
-SO₂R_{9b} -NO₂, -CN or thiol, wherein the aryl or heteroaryl may be optionally
substituted with R₁₀, R_{10a}, R_{10b}, and R_{10c};

R₈ and R_{8a}, at each occurrence, is independently hydrogen, alkyl or aryl, all of which may be optionally substituted with R₁₀, R_{10a}, R_{10b}, and R_{10c};

R₉ and R_{9a}, at each occurrence, is independently hydrogen, alkyl, cycloalkyl, aryl or heteroaryl, all of which may be optionally substituted with R₁₀, R_{10a}, R_{10b}, and
5 R_{10c};

R_{9b}, at each occurrence, is independently alkyl, cycloalkyl, aryl or heteroaryl;
and

R₁₀, R_{10a}, R_{10b}, and R_{10c}, at each occurrence, are independently halo, alkyl, haloalkyl, alkoxy, aryl, aryloxy, arylaryl, arylalkyl, arylalkyloxy, alkenyl, cycloalkyl,
10 cycloalkylalkyl, cycloalkylalkyloxy, amino, -OH, hydroxyalkyl, acyl, heteroaryl, heteroaryloxy, heteroarylalkyl, heteroarylalkoxy, aryloxyalkyl, alkylthio, arylalkylthio, aryloxyaryl, alkylamido, alkanoylamino, arylcarbonylamino, -NO₂, -CN or thiol.

[0029] In one embodiment, compounds are those in which:

15 L is -alkyl-(W₂)_n;

L_{aa} is -alkyl-(W_{2aa})_n;

L_{cc} is -alkyl-(W_{2cc})_n;

n is 1 to 2;

W₂ is independently halogen, -OH, -CO₂H, -CN, -CO₂R₆, -CONR₈R_{8a},
20 -OCOR₆, -OCONR₈R_{8a}, -SO₂NR₈R_{8a}, -SO-alkyl, -SO₂-alkyl, alkyl or haloalkyl;

W_{2aa} is independently halogen, -OH, -CN, -CO₂H, -CO₂R₆, -CONR₈R_{8a},
-OCONR₈R_{8a}, -SO₂NR₈R_{8a}, -SO-alkyl, -SO₂-alkyl, -NR₉SO₂R_{9a}, alkyl, alkoxy or
haloalkoxy;

W_{2cc} is independently halogen, -OH, -CN, -CO₂H, -CO₂R₆, -CONR₈R_{8a},
25 -OCONR₈R_{8a}, -SO₂NR₈R_{8a}, -SO-alkyl, -SO₂-alkyl, -NR₉SO₂R_{9a}, alkyl, alkoxy or
haloalkoxy;

provided that W_{2aa} or W_{2cc} are not only halogen;

R₃, R_{3a} and R_{3b} are independently hydrogen, halogen, -OH, -CN, -NO₂, alkyl,
haloalkyl, cycloalkyl, alkoxy, aryloxy, haloalkoxy, alkylthio, arylthio, arylsulfonyl,
30 alkylamino, aminoalkyl, aryl, heteroaryl or heterocyclyl;

R₄ is a 3- to 7-membered cycloalkyl, which may be optionally substituted with
one or more substituents selected from halogen, -OH, -OR₆, -SR₆, -CN, alkyl, alkoxy,

aryl, amino, heterocyclyl or heteroaryl, wherein the alkyl, alkoxy, aryl, heteroaryl or heterocyclyl may be optionally substituted with R₇, R_{7a}, R_{7b}, and R_{7c};

R_{4aa} is cycloalkyl, which may be optionally substituted with one or more substituents selected from halogen, -OH, -OR₆, -SR₆, -CN, alkyl, alkoxy, aryl, amino, heterocyclyl or heteroaryl, wherein the alkyl, alkoxy, aryl, heteroaryl or heterocyclyl may be optionally substituted with R₇, R_{7a}, R_{7b}, and R_{7c};

R_{4ee} is alkyl, which may be optionally substituted with one or more substituents selected from halogen, -OH, -OR₆, -SR₆, -CN, -COR₆, -CO₂R₆, -CO₂H, alkyl, alkoxy, aryl, amino, heterocyclyl or heteroaryl, wherein the alkyl, alkoxy, aryl, heteroaryl or heterocyclyl may be optionally substituted with R₇, R_{7a}, R_{7b}, and R_{7c};

R₆, at each occurrence, is independently alkyl, cycloalkyl, aryl or heteroaryl;

R₇, R_{7a}, R_{7b}, and R_{7c}, at each occurrence, are independently halo, alkyl, haloalkyl, alkoxy, haloalkoxy, aryl, aryloxy, arylaryl, arylalkyl, cycloalkyl, amino, -OH, -CO₂R₈, hydroxyalkyl, heteroaryl, heteroaryloxy, heteroarylalkyl, alkylthio, arylalkylthio, -NO₂ or -CN, wherein the aryl or heteroaryl may be optionally substituted with R₁₀, R_{10a}, R_{10b}, and R_{10c};

R₈ and R_{8a}, at each occurrence, is independently hydrogen or alkyl, wherein the alkyl may be optionally substituted with R₁₀, R_{10a}, R_{10b}, and R_{10c}; and

R₉ and R_{9a}, at each occurrence, is independently hydrogen, alkyl, aryl or heteroaryl, all of which may be optionally substituted with R₁₀, R_{10a}, R_{10b}, and R_{10c};

R_{9b}, at each occurrence, is independently alkyl, aryl or heteroaryl; and

R₁₀, R_{10a}, R_{10b}, and R_{10c}, at each occurrence, are independently halo, alkyl, haloalkyl, alkoxy, aryl, aryloxy, arylaryl, arylalkyl, arylalkyloxy, alkenyl, cycloalkyl, cycloalkylalkyl, cycloalkylalkyloxy, amino, -OH, hydroxyalkyl, acyl, heteroaryl, heteroaryloxy, heteroarylalkyl, heteroarylalkoxy, aryloxyalkyl, alkylthio, arylalkylthio, aryloxyaryl, alkylamido, alkanoylamino, arylcarbonylamino, -NO₂, -CN or thiol.

[0030] In still yet another embodiment, compounds are those in which:

L is -alkyl-(W₂)_n;

L_{aa} is -alkyl-(W_{2aa})_n;

L_{ee} is -alkyl-(W_{2ee})_n;

n is 1 to 2;

W₂ is independently halogen, -OH, -CN, -CO₂R₆, -SO-alkyl, -SO₂-alkyl, alkyl, or haloalkyl;

W_{2aa} is independently -OH, -CN, -CO₂R₆, -SO-alkyl, -SO₂-alkyl, alkyl, alkoxy, or haloalkoxy;

5 W_{2cc} is independently -OH, -CN, -CO₂R₆, -SO-alkyl, -SO₂-alkyl, alkyl or haloalkoxy;

R₃, R_{3a} and R_{3b} are independently hydrogen, halogen, -OH, -CN, -NO₂, alkyl, haloalkyl, cycloalkyl, alkoxy, aryloxy, haloalkoxy, alkylthio, arylthio, arylsulfonyl, alkylamino, aminoalkyl, aryl, heteroaryl or heterocyclyl;

10 R₄ is a 3- or 4-membered cycloalkyl, which may be optionally substituted with one or more substituents selected from halogen, -OH, -OR₆, -SR₆, -CN, alkyl, alkoxy, aryl, amino, heterocyclyl or heteroaryl, wherein the alkyl, alkoxy, aryl, heteroaryl or heterocyclyl may be optionally substituted with R₇, R_{7a}, R_{7b}, and R_{7c};

R_{4aa} is cycloalkyl, which may be optionally substituted with one or more
15 substituents selected from halogen, -OH, -OR₆, -SR₆, -CN, alkyl, alkoxy, aryl, amino, heterocyclyl or heteroaryl, wherein the alkyl, alkoxy, aryl, heteroaryl or heterocyclyl may be optionally substituted with R₇, R_{7a}, R_{7b}, and R_{7c};

R_{4cc} is alkyl, which may be optionally substituted with one or more
20 substituents selected from halogen, -OH, -OR₆, -SR₆, -CN, alkyl, alkoxy, aryl, amino, heterocyclyl or heteroaryl, wherein the alkyl, alkoxy, aryl, heteroaryl or heterocyclyl may be optionally substituted with R₇, R_{7a}, R_{7b}, and R_{7c};

R₆, at each occurrence, is independently alkyl, cycloalkyl, aryl or heteroaryl;
and

25 R₇, R_{7a}, R_{7b}, and R_{7c}, at each occurrence, are independently halo, alkyl, haloalkyl, alkoxy, aryl, aryloxy, arylalkyl, cycloalkyl, amino, -OH, hydroxyalkyl, heteroaryl, heteroaryloxy, heteroarylalkyl, alkylthio, arylalkylthio, -NO₂, or -CN.

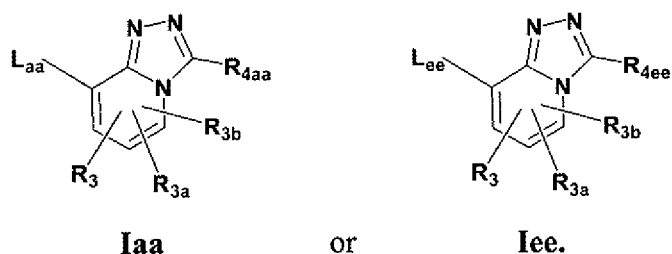
[0031] In still yet another embodiment, compounds are those in which:

30 R_{4aa} is cyclopropyl or cyclobutyl, both of which may be optionally substituted with one or more substituents selected from halogen, -OH, -OR₆, -SR₆, -OCOR₆, -CN, -NR₅COR₆, -NR₅SO₂R₆, -COR₆, -CO₂R₆, -CO₂H, -OCONR₈R_{8a}, -CONR₈R_{8a}, -NR₅CO₂R₆, -SO₂R₆, alkyl, alkoxy, aryl, amino, heterocyclyl or heteroaryl, wherein

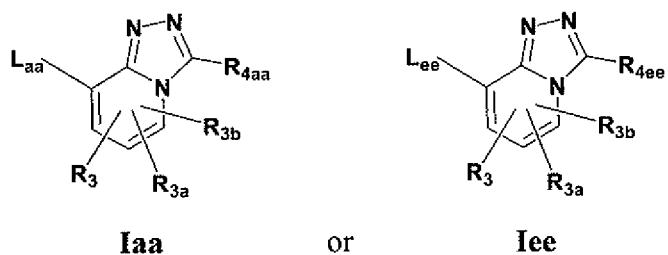
the alkyl, alkoxy, aryl, heteroaryl or heterocyclyl may be optionally substituted with R_7 , R_{7a} , R_{7b} , and R_{7c} ; and

R_{4cc} is isopropyl, which may be optionally substituted with one or more substituents selected from halogen, -OH, -OR₆, -SR₆, -OCOR₆, -CN, -NR₅COR₆,
5 -NR₅SO₂R₆, -COR₆, -CO₂R₆, -CO₂H, -OCONR₈R_{8a}, -CONR₈R_{8a}, -NR₅CO₂R₆,
-SO₂R₆, alkyl, alkoxy, aryl, amino, heterocyclyl or heteroaryl, wherein the alkyl,
alkoxy, aryl, heteroaryl or heterocyclyl may be optionally substituted with R_7 , R_{7a} ,
 R_{7b} , and R_{7c} .

10 [0032] In still yet another embodiment, compounds are those in which the compound is a compound of formula Iaa or Iee:



[0033] In another embodiment, compounds are those compounds in which the compound is a compound of formula Iaa or Iee:



15 wherein:

L_{aa} is -alkyl-OH;

L_{ee} is -alkyl-OH;

R_3 , R_{3a} and R_{3b} are independently selected from hydrogen, halogen, -CF₃, OCF₃, alkyl or alkoxy.

20

[0034] In another embodiment, compounds are those compounds in which:

R_3 , R_{3a} and R_{3b} are independently selected from hydrogen or halogen;

R_{4aa} is cyclopropyl or cyclobutyl, both of which may be optionally substituted with one or more substituents selected from halogen, -OH, -OR₆, -CN, -COR₆, -CO₂R₆, -CO₂H, alkyl, alkoxy, aryl, amino, heterocyclyl or heteroaryl, wherein the alkyl, alkoxy, aryl, heteroaryl or heterocyclyl may be optionally substituted with R₇,
5 R_{7a}, R_{7b}, and R_{7c};

R_{4ee} is isopropyl, which may be optionally substituted with one or more substituents selected from halogen, -OH, -OR₆, -CN, -COR₆, -CO₂R₆, -CO₂H, alkyl, alkoxy, aryl, amino, heterocyclyl or heteroaryl, wherein the alkyl, alkoxy, aryl, heteroaryl or heterocyclyl may be optionally substituted with R₇, R_{7a}, R_{7b}, and R_{7c};

10 R₆, at each occurrence, is independently alkyl, or cycloalkyl; and

R₇, R_{7a}, R_{7b}, and R_{7c}, at each occurrence, are independently halo, alkyl, haloalkyl, alkoxy, aryl, aryloxy, arylalkyl, cycloalkyl, amino, -OH, hydroxyalkyl, heteroaryl, heteroaryloxy, alkylthio, -NO₂, or -CN.

15 **[0035]** In another embodiment, compounds of the present invention are selected from the compounds exemplified in the examples, preferably examples 1, 11, 24 and 91, more preferably Example 1.

[0036] In another embodiment, a compound of the present invention is the hydrochloride or bisulfate salt of Example 1.

20 **[0037]** In yet another embodiment, a compound of the present invention is the hydrochloride salt of Example 1.

[0038] In still yet another embodiment, the compound of the present invention is a crystalline form of the hydrochloride salt of Example 1, preferably the N-1 or N-2 form, more preferably the N-1 form.

25 **[0039]** In one embodiment, the crystalline form is in substantially pure form.

[0040] In one embodiment, the crystalline form of the hydrochloride salt of Example 1 is characterized by unit cell parameters substantially equal to the following:

Cell dimensions:

30 a = 13.5209(3)

b = 10.0154(2)

c = 13.4607(3)

$$\alpha = 90$$

$$\beta = 102.139(1)$$

$$\gamma = 90$$

Space group: $P2_1/c$

5 Molecules/asymmetric unit (Z'): 1

Density, calc $\text{g}\cdot\text{cm}^{-3}$: 1.358

[0041] In one embodiment, the crystalline form of the hydrochloride salt of Example 1 is characterized by a powder X-ray diffraction pattern comprising the following 2θ values ($\text{Cu K}\alpha \lambda - 1.5418 \text{ \AA}$) 6.7 ± 0.1 , 11.1 ± 0.1 , 13.4 ± 0.1 , 13.7 ± 0.1 , 16.3 ± 0.1 , 19.1 ± 0.1 , 19.6 ± 0.1 , 22.3 ± 0.1 and 24.6 ± 0.1 at room temperature.

[0042] In one embodiment, the crystalline form of the hydrochloride salt of Example 1 is characterized by a powder X-ray diffraction pattern substantially in accordance with that shown in Figure 1.

[0043] In one embodiment, the crystalline form of the hydrochloride salt of Example 1 is characterized by a differential scanning calorimetry thermogram substantially in accordance with that shown in Figure 2, having an endothermic transition above ca. 150°C .

20 [0044] In one embodiment, the crystalline form of the hydrochloride salt of Example 1 is characterized by a thermal gravimetric analysis curve in accordance with that shown in Figure 3, having negligible weight loss up to about 100°C .

[0045] In another embodiment, the crystalline form of the hydrochloride salt of Example 1 is characterized by unit cell parameters substantially equal to the following:

Cell dimensions:

$$a = 12.908(4)$$

$$b = 12.813(4)$$

$$c = 10.959(2)$$

30 $\alpha = 90$

$$\beta = 90$$

$$\gamma = 90$$

Space group: $Pca2_1$

Molecules/asymmetric unit (Z'): 1

Density, calc $\text{g}\cdot\text{cm}^{-3}$: 1.335

5

[0046] In another embodiment, the crystalline form of the hydrochloride salt of Example 1 is characterized by a powder X-ray diffraction pattern comprising the following 2θ values ($\text{Cu K}\alpha \lambda - 1.5418 \text{ \AA}$) 6.9 ± 0.1 , 13.7 ± 0.1 , 15.4 ± 0.1 , 17.4 ± 0.1 , 21.2 ± 0.1 , 22.4 ± 0.1 and 23.3 ± 0.1 at room temperature.

10 **[0047]** In another embodiment, the crystalline form of the hydrochloride salt of Example 1 is characterized by a powder X-ray diffraction pattern substantially in accordance with that shown in Figure 5.

[0048] In another embodiment, the crystalline form of the hydrochloride salt of Example 1 is characterized by a differential scanning calorimetry thermogram
15 substantially in accordance with that shown in Figure 6, having an endothermic transition above ca. $150 \text{ }^\circ\text{C}$.

[0049] In another embodiment, the crystalline form of the hydrochloride salt of Example 1 is characterized by a thermal gravimetric analysis curve in accordance with that shown in Figure 7, having negligible weight loss up to about 100°C .

20 **[0050]** In another embodiment, the compound of the present invention is the bisulfate salt of Example 1.

[0051] In another embodiment, Example 1 is a crystalline form of the bisulfate salt, preferably, N-1 form, more preferably a substantially pure form.

[0052] In another embodiment, the crystalline form of the bisulfate salt of
25 Example 1 is characterized by unit cell parameters substantially equal to the following:

Cell dimensions:

$$a = 10.016(1)$$

$$b = 19.772(3)$$

30 $c = 10.169(1)$

$$\alpha = 90$$

$$\beta = 103.454(7)$$

$$\gamma = 90$$

Space group: $P2_1/c$

Molecules/asymmetric unit (Z'): 1

5 Density, calc $\text{g}\cdot\text{cm}^{-3}$: 1.444

- [0053] In one embodiment, the crystalline form of the bisulfate salt of Example 1 is characterized by a powder X-ray diffraction pattern substantially in accordance with that shown in Figure 8.
- 10 [0054] In another embodiment, the present invention relates to pharmaceutical compositions comprised of a therapeutically effective amount of a compound of the present invention, preferably Examples 1, 1G, 1H, 11, 24 and 91, alone or, optionally, in combination with a pharmaceutically acceptable carrier and/or one or more other agent(s).
- 15 [0055] In another embodiment, the present invention relates to methods of inhibiting the activity of the enzyme 11-beta-hydroxysteroid dehydrogenase type I comprising administering to a mammalian patient, for example, a human patient, in need thereof a therapeutically effective amount of a compound of the present invention, preferably Examples 1, 1G, 1H, 11, 24 and 91, alone, or optionally, in
20 combination with another compound of the present invention and/or at least one other type of therapeutic agent.
- [0056] In another embodiment, the present invention relates to a method for preventing, inhibiting, or treating the progression or onset of diseases or disorders associated with the activity of the enzyme 11-beta-hydroxysteroid dehydrogenase type
25 I comprising administering to a mammalian patient, for example, a human patient, in need of prevention, inhibition, or treatment a therapeutically effective amount of a compound of the present invention, preferably Examples 1, 1G, 1H, 11, 24 and 91, alone, or, optionally, in combination with another compound of the present invention and/or at least one other type of therapeutic agent.
- 30 [0057] Examples of diseases or disorders associated with the activity of the enzyme 11-beta-hydroxysteroid dehydrogenase type I that can be prevented, inhibited, or treated according to the present invention include, but are not limited to, diabetes,

hyperglycemia, impaired glucose tolerance, insulin resistance, hyperinsulinemia, retinopathy, neuropathy, nephropathy, delayed wound healing, atherosclerosis, acute coronary syndrome, myocardial infarction, angina pectoris, peripheral vascular disease, intermittent claudication, abnormal heart function, myocardial ischemia, stroke, Metabolic Syndrome, hypertension, obesity, dislipidemia, hyperlipidemia, hypertriglyceridemia, hypercholesterolemia, low HDL, high LDL, non-cardiac ischemia, infection, cancer, vascular restenosis, pancreatitis, neurodegenerative disease, lipid disorders, cognitive impairment and dementia, bone disease, HIV protease associated lipodystrophy, glaucoma, rheumatoid arthritis, Cushing's Disease, Alzheimer's Disease and osteoarthritis.

[0058] In another embodiment, the present invention relates to a method for preventing, inhibiting, or treating the progression or onset of diabetes, hyperglycemia, obesity, dislipidemia, hypertension, cognitive impairment, rheumatoid arthritis, osteoarthritis, glaucoma, Cushing's Disease and Metabolic Syndrome comprising administering to a mammalian patient, for example, a human patient, in need of prevention, inhibition, or treatment a therapeutically effective amount of a compound of the present invention, preferably Examples 1, 1G, 1H, 1I, 24 and 91, alone, or, optionally, in combination with another compound of the present invention and/or at least one other type of therapeutic agent.

[0059] In still another embodiment, the present invention relates to a method for preventing, inhibiting, or treating the progression or onset of diabetes, comprising administering to a mammalian patient, for example, a human patient, in need of prevention, inhibition, or treatment a therapeutically effective amount of a compound of the present invention, preferably Examples 1, 1G, 1H, 1I, 24 and 91, alone, or optionally, in combination with another compound of the present invention and/or at least one other type of therapeutic agent.

[0060] In yet still another embodiment, the present invention relates to a method for preventing, inhibiting, or treating the progression or onset of hyperglycemia comprising administering to a mammalian patient, for example, a human patient, in need of prevention, inhibition, or treatment a therapeutically effective amount of a compound of the present invention, preferably Examples 1, 1G, 1H, 1I, 24 and 91,

alone, or, optionally, in combination with another compound of the present invention and/or at least one other type of therapeutic agent.

5 [0061] In another embodiment, the present invention relates to a method for preventing, inhibiting, or treating the progression or onset of obesity comprising administering to a mammalian patient, for example, a human patient, in need of prevention, inhibition, or treatment a therapeutically effective amount of a compound of the present invention, preferably Examples 1, 1G, 1H, 11, 24 and 91, alone, or, optionally, in combination with another compound of the present invention and/or at least one other type of therapeutic agent.

10 [0062] In one embodiment, the present invention relates to a method for preventing, inhibiting, or treating the progression or onset of dislipidemia comprising administering to a mammalian patient, for example, a human patient, in need of prevention, inhibition, or treatment a therapeutically effective amount of a compound of the present invention, preferably Examples 1, 1G, 1H, 11, 24 and 91, alone, or, 15 optionally, in combination with another compound of the present invention and/or at least one other type of therapeutic agent.

[0063] In another embodiment, the present invention relates to a method for preventing, inhibiting, or treating the progression or onset of hypertension comprising administering to a mammalian patient, for example, a human patient, in need of 20 prevention, inhibition, or treatment a therapeutically effective amount of a compound of the present invention, preferably Examples 1, 1G, 1H, 11, 24 and 91, alone, or, optionally, in combination with another compound of the present invention and/or at least one other type of therapeutic agent.

[0064] In another embodiment, the present invention relates to a method for 25 preventing, inhibiting, or treating the progression or onset of cognitive impairment comprising administering to a mammalian patient, for example, a human patient, in need of prevention, inhibition, or treatment a therapeutically effective amount of a compound of the present invention, preferably Examples 1, 1G, 1H, 11, 24 and 91, alone, or, optionally, in combination with another compound of the present invention and/or at least one other type of therapeutic agent. 30

[0065] In another embodiment, the present invention relates to a method for preventing, inhibiting, or treating the progression or onset of rheumatoid arthritis

comprising administering to a mammalian patient, for example, a human patient, in need of prevention, inhibition, or treatment a therapeutically effective amount of a compound of the present invention, preferably Examples 1, 1G, 1H, 11, 24 and 91, alone, or, optionally, in combination with another compound of the present invention and/or at least one other type of therapeutic agent.

[0066] In another embodiment, the present invention relates to a method for preventing, inhibiting, or treating the progression or onset of osteoarthritis comprising administering to a mammalian patient, for example, a human patient, in need of prevention, inhibition, or treatment a therapeutically effective amount of a compound of the present invention, preferably Examples 1, 1G, 1H, 11, 24 and 91, alone, or, optionally, in combination with another compound of the present invention and/or at least one other type of therapeutic agent.

[0067] In another embodiment, the present invention relates to a method for preventing, inhibiting, or treating the progression or onset of Metabolic Syndrome comprising administering to a mammalian patient, for example, a human patient, in need of prevention, inhibition, or treatment a therapeutically effective amount of a compound of the present invention, preferably Examples 1, 1G, 1H, 11, 24 and 91, alone, or, optionally, in combination with another compound of the present invention and/or at least one other type of therapeutic agent.

[0068] In another embodiment, the present invention relates to a method for preventing, inhibiting, or treating the progression or onset of glaucoma comprising administering to a mammalian patient, for example, a human patient, in need of prevention, inhibition, or treatment a therapeutically effective amount of a compound of the present invention, preferably Examples 1, 1G, 1H, 11, 24 and 91, alone, or, optionally, in combination with another compound of the present invention and/or at least one other type of therapeutic agent.

[0069] In another embodiment, the present invention relates to a method for preventing, inhibiting, or treating the progression or onset of Cushing's Disease comprising administering to a mammalian patient, for example, a human patient, in need of prevention, inhibition, or treatment a therapeutically effective amount of a compound of the present invention, preferably Examples 1, 1G, 1H, 11, 24 and 91,

alone, or, optionally, in combination with another compound of the present invention and/or at least one other type of therapeutic agent.

5 **[0070]** In another embodiment, the present invention relates to pharmaceutical compositions comprised of a therapeutically effective amount of a crystalline form of a compound of the present invention, preferably Examples 1, 1G, 1H, 11, 24 and 91, alone or, optionally, in combination with a pharmaceutically acceptable carrier and/or one or more other agent(s).

10 **[0071]** In another embodiment, the present invention relates to methods of inhibiting the activity of the enzyme 11-beta-hydroxysteroid dehydrogenase type I comprising administering to a mammalian patient, for example, a human patient, in need thereof a therapeutically effective amount of a crystalline form of a compound of the present invention, preferably Examples 1, 1G, 1H, 11, 24 and 91, alone, or optionally, in combination with another compound of the present invention and/or at least one other type of therapeutic agent.

15 **[0072]** In another embodiment, the present invention relates to a method for preventing, inhibiting, or treating the progression or onset of diseases or disorders associated with the activity of the enzyme 11-beta-hydroxysteroid dehydrogenase type I comprising administering to a mammalian patient, for example, a human patient, in need of prevention, inhibition, or treatment a therapeutically effective amount of a crystalline form of a compound of the present invention, preferably Examples 1, 1G, 1H, 11, 24 and 91, alone, or, optionally, in combination with another compound of the present invention and/or at least one other type of therapeutic agent.

25 **[0073]** Examples of diseases or disorders associated with the activity of the enzyme 11-beta-hydroxysteroid dehydrogenase type I that can be prevented, inhibited, or treated according to the present invention include, but are not limited to, diabetes, hyperglycemia, impaired glucose tolerance, insulin resistance, hyperinsulinemia, retinopathy, neuropathy, nephropathy, delayed wound healing, atherosclerosis, acute coronary syndrome, myocardial infarction, angina pectoris, peripheral vascular disease, intermittent claudication, abnormal heart function, myocardial ischemia, stroke, Metabolic Syndrome, hypertension, obesity, dislipidemia, hyperlipidemia, hypertriglyceridemia, hypercholesterolemia, low HDL, high LDL, non-cardiac ischemia, infection, cancer, vascular restenosis, pancreatitis, neurodegenerative

disease, lipid disorders, cognitive impairment and dementia, bone disease, HIV protease associated lipodystrophy, glaucoma, rheumatoid arthritis, Cushing's Disease, Alzheimer's Disease and osteoarthritis.

5 [0074] In another embodiment, the present invention relates to a method for preventing, inhibiting, or treating the progression or onset of diabetes, hyperglycemia, obesity, dislipidemia, hypertension, cognitive impairment, rheumatoid arthritis, osteoarthritis, glaucoma, Cushing's Disease and Metabolic Syndrome comprising administering to a mammalian patient, for example, a human patient, in need of prevention, inhibition, or treatment a therapeutically effective amount of a crystalline
10 form of a compound of the present invention, preferably Examples 1, 1G, 1H, 11, 24 and 91, alone, or, optionally, in combination with another compound of the present invention and/or at least one other type of therapeutic agent.

[0075] In still another embodiment, the present invention relates to a method for preventing, inhibiting, or treating the progression or onset of diabetes, comprising
15 administering to a mammalian patient, for example, a human patient, in need of prevention, inhibition, or treatment a therapeutically effective amount of a crystalline form of a compound of the present invention, preferably Examples 1, 1G, 1H, 11, 24 and 91, alone, or, optionally, in combination with another compound of the present invention and/or at least one other type of therapeutic agent.

20 [0076] In yet still another embodiment, the present invention relates to a method for preventing, inhibiting, or treating the progression or onset of hyperglycemia comprising administering to a mammalian patient, for example, a human patient, in need of prevention, inhibition, or treatment a therapeutically effective amount of a crystalline form of a compound of the present invention, preferably Examples 1, 1G,
25 1H, 11, 24 and 91, alone, or, optionally, in combination with another compound of the present invention and/or at least one other type of therapeutic agent.

[0077] In another embodiment, the present invention relates to a method for preventing, inhibiting, or treating the progression or onset of obesity comprising administering to a mammalian patient, for example, a human patient, in need of
30 prevention, inhibition, or treatment a therapeutically effective amount of a crystalline form of a compound of the present invention, preferably Examples 1, 1G, 1H, 11, 24

and 91, alone, or, optionally, in combination with another compound of the present invention and/or at least one other type of therapeutic agent.

[0078] In one embodiment, the present invention relates to a method for preventing, inhibiting, or treating the progression or onset of dislipidemia comprising administering to a mammalian patient, for example, a human patient, in need of prevention, inhibition, or treatment a therapeutically effective amount of a crystalline form of a compound of the present invention, preferably Examples 1, 1G, 1H, 11, 24 and 91, alone, or, optionally, in combination with another compound of the present invention and/or at least one other type of therapeutic agent.

[0079] In another embodiment, the present invention relates to a method for preventing, inhibiting, or treating the progression or onset of hypertension comprising administering to a mammalian patient, for example, a human patient, in need of prevention, inhibition, or treatment a therapeutically effective amount of a crystalline form of a compound of the present invention, preferably Examples 1, 1G, 1H, 11, 24 and 91, alone, or, optionally, in combination with another compound of the present invention and/or at least one other type of therapeutic agent.

[0080] In another embodiment, the present invention relates to a method for preventing, inhibiting, or treating the progression or onset of cognitive impairment comprising administering to a mammalian patient, for example, a human patient, in need of prevention, inhibition, or treatment a therapeutically effective amount of a crystalline form of a compound of the present invention, preferably Examples 1, 1G, 1H, 11, 24 and 91, alone, or, optionally, in combination with another compound of the present invention and/or at least one other type of therapeutic agent.

[0081] In another embodiment, the present invention relates to a method for preventing, inhibiting, or treating the progression or onset of rheumatoid arthritis comprising administering to a mammalian patient, for example, a human patient, in need of prevention, inhibition, or treatment a therapeutically effective amount of a crystalline form of a compound of the present invention, preferably Examples 1, 1G, 1H, 11, 24 and 91, alone, or, optionally, in combination with another compound of the present invention and/or at least one other type of therapeutic agent.

[0082] In another embodiment, the present invention relates to a method for preventing, inhibiting, or treating the progression or onset of osteoarthritis comprising

administering to a mammalian patient, for example, a human patient, in need of prevention, inhibition, or treatment a therapeutically effective amount of a crystalline form of a compound of the present invention, preferably Examples 1, 1G, 1H, 11, 24 and 91, alone, or, optionally, in combination with another compound of the present invention and/or at least one other type of therapeutic agent.

[0083] In another embodiment, the present invention relates to a method for preventing, inhibiting, or treating the progression or onset of Metabolic Syndrome comprising administering to a mammalian patient, for example, a human patient, in need of prevention, inhibition, or treatment a therapeutically effective amount of a crystalline form of a compound of the present invention, preferably Examples 1, 1G, 1H, 11, 24 and 91, alone, or, optionally, in combination with another compound of the present invention and/or at least one other type of therapeutic agent.

[0084] In another embodiment, the present invention relates to a method for preventing, inhibiting, or treating the progression or onset of glaucoma comprising administering to a mammalian patient, for example, a human patient, in need of prevention, inhibition, or treatment a therapeutically effective amount of a crystalline form of a compound of the present invention, preferably Examples 1, 1G, 1H, 11, 24 and 91, alone, or, optionally, in combination with another compound of the present invention and/or at least one other type of therapeutic agent.

[0085] In another embodiment, the present invention relates to a method for preventing, inhibiting, or treating the progression or onset of Cushing's Disease comprising administering to a mammalian patient, for example, a human patient, in need of prevention, inhibition, or treatment a therapeutically effective amount of a crystalline form of a compound of the present invention, preferably Examples 1, 1G, 1H, 11, 24 and 91, alone, or, optionally, in combination with another compound of the present invention and/or at least one other type of therapeutic agent.

[0086] In another embodiment, the present invention provides a compound of the present invention, preferably Examples 1, 1G, 1H, 11, 24 and 91, for use in therapy for treating a metabolic disease.

[0087] In another embodiment, the present invention provides a combined preparation of a compound of the present invention, preferably Examples 1, 1G, 1H,

11, 24 and 91, and additional therapeutic agent(s) for simultaneous, separate or sequential use in therapy.

[0088] In another embodiment, the present invention provides a combined preparation of a compound of the present invention, preferably Examples 1, 1G, 1H, 5 11, 24 and 91, and additional therapeutic agent(s) for simultaneous, separate or sequential use in treatment of a metabolic disease.

[0089] In another embodiment, the present invention provides a novel article of manufacture, comprising: (a) a first container; (b) a pharmaceutical composition located within the first container, wherein the composition, comprises: a first 10 therapeutic agent, comprising: a compound of the present invention, preferably Examples 1, 1G, 1H, 11, 24 and 91; and (c) a package insert stating that the pharmaceutical composition can be used for the treatment of a metabolic disease.

[0090] In another preferred embodiment, the present invention provides a novel article of manufacture, further comprising: (d) a second container; wherein 15 components (a) and (b) are located within the second container and component (c) is located within or outside of the second container.

[0091] In another embodiment, the present invention provides a novel article of manufacture, comprising: (a) a first container; (b) a pharmaceutical composition located within the first container, wherein the composition, comprises: a first 20 therapeutic agent, comprising: a compound of the present invention, preferably Examples 1, 1G, 1H, 11, 24 and 91; and (c) a package insert stating that the pharmaceutical composition can be used in combination with a second therapeutic agent to treat a metabolic disease.

[0092] In another embodiment, the present invention provides crystalline forms of 25 compounds of the present invention, preferably Examples 1, 1G, 1H, 11, 24 and 91, for use in therapy for treating a metabolic disease.

[0093] In another embodiment, the present invention provides combined preparations of crystalline forms of compounds of the present invention, preferably 30 Examples 1, 1G, 1H, 11, 24 and 91, and additional therapeutic agent(s) for simultaneous, separate or sequential use in therapy.

[0094] In another embodiment, the present invention provides combined preparations of crystalline forms of compounds of the present invention, preferably

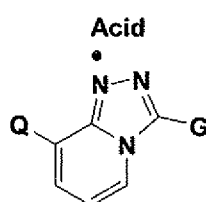
Examples 1, 1G, 1H, 11, 24 and 91, and additional therapeutic agent(s) for simultaneous, separate or sequential use in treatment of a metabolic disease.

[0095] In another embodiment, the present invention provides a novel article of manufacture, comprising: (a) a first container; (b) a pharmaceutical composition located within the first container, wherein the composition, comprises: a first therapeutic agent, comprising: a crystalline form of a compound of the present invention, preferably Examples 1, 1G, 1H, 11, 24 and 91; and (c) a package insert stating that the pharmaceutical composition can be used for the treatment of a metabolic disease.

10 [0096] In another preferred embodiment, the present invention provides a novel article of manufacture, further comprising: (d) a second container; wherein components (a) and (b) are located within the second container and component (c) is located within or outside of the second container.

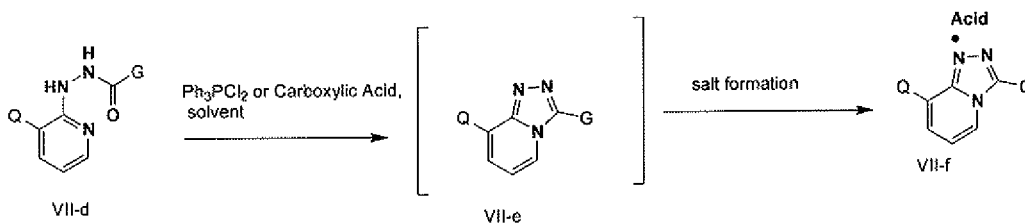
[0097] In another embodiment, the present invention provides a novel article of manufacture, comprising: (a) a first container; (b) a pharmaceutical composition located within the first container, wherein the composition, comprises: a first therapeutic agent, comprising: a crystalline form of a compound of the present invention; and (c) a package insert stating that the pharmaceutical composition can be used in combination with a second therapeutic agent to treat a metabolic disease.

20 [0098] In another embodiment, a process for preparing a compound having the formula (VII-f) is disclosed



(VII-f)

25 in which said process comprises reacting a hydrazide of formula VII-d with a carboxylic acid or Ph_3PCl_2 /diisopropyl ethylamine in the presence of a solvent at elevated temperature to afford a 1,2,4-triazolopyridine of formula VII-e and then contacting the 1,2,4-triazolopyridine of formula VII-e with an appropriate acid to provide the compound of formula (VII-f):



[0099] In one embodiment, the processes are those in which the hydrazide of formula VII-d is reacted with the carboxylic acid in the presence of a solvent.

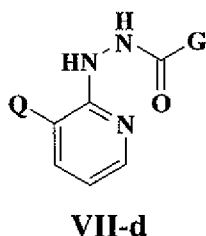
5 [00100] In one embodiment, the processes are those in which the hydrazide of formula VII-d is reacted with the carboxylic acid in the presence of a solvent at reflux.

[00101] In one embodiment, the processes are those in which the carboxylic acid is selected from acetic acid, p-tosic acid, benzoic acid, 2-,3- or 4- chlorobenzoic acid, 4-fluorobenzoic acid, 2-chlorobenzeneacetic acid, 2- or 4-methylbenzoic acid, 4-methoxybenzoic acid, 2,6-dimethylbenzoic acid, 2,6-dimethoxybenzoic acid, 2-methylpropionic acid and 2,2-dimethylpropanoic acid.

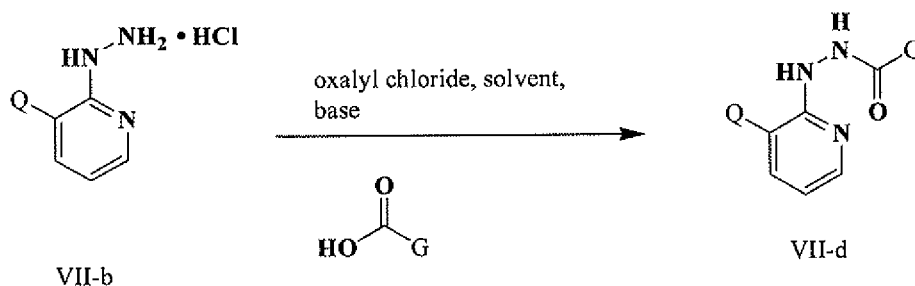
10

[00102] In one embodiment, the processes are those in which solvent is selected from toluene, 1-propanol and mixtures thereof, preferably toluene.

[00103] In another embodiment, the processes are those in which the hydrazide of
15 formula VII-d



is prepared by reacting a hydrazinylpyridinyl hydrochloride of formula VII-b with an acid of formula VII-c and oxalyl chloride in a solvent in the presence of a base:



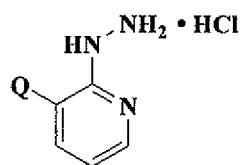
20

[00104] In one embodiment, the processes are those in which the reaction of the hydrazinylpyridinyl hydrochloride of formula VII-b with an acid of formula VII-c and oxalyl chloride is carried out at ambient temperature.

5 [00105] In one embodiment, the processes are those in which the solvent used in the reaction of the hydrazinylpyridinyl hydrochloride of formula VII-b with an acid of formula VII-c and oxalyl chloride is selected from toluene, N,N-dimethylformamide, diethylamine, tetrahydrofuran, water, dichloromethane, 2-methyl THF, methyl *tert*-butyl ether and mixtures thereof, preferably, N,N-dimethylformamide, tetrahydrofuran and mixtures thereof.

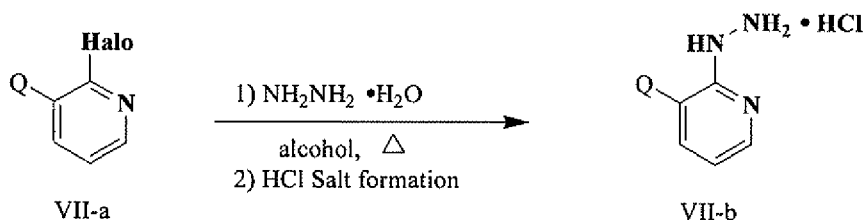
10 [00106] In one embodiment, the processes are those in which the base used in the reaction of the hydrazinylpyridinyl hydrochloride of formula VII-b with an acid of formula VII-c and oxalyl chloride is selected from sodium hydroxide, potassium carbonate, triethylamine and dipotassium phosphate, preferably sodium hydroxide and potassium carbonate, more preferably, potassium carbonate.

15 [00107] In another embodiment, the processes are those in which the hydrazinylpyridinyl hydrochloride of formula VII-b



VII-b

20 are prepared by first reacting a halopyridine of formula VII-a with a hydrazine at an elevated temperature followed by HCl salt formation with hydrochloric acid to form the hydrazinylpyridinyl hydrochloride of formula VII-b:



25 [00108] In one embodiment, the processes are those in which the halopyridine of formula VII-a is reacted with the hydrazine in an alcohol, preferably, isopropanol, 1-propanol, 1,4-dioxane, dimethoxyethane, and mixtures thereof, or ether.

[00109] In one embodiment, the processes are those in which the halopyridine of formula VII-a is reacted with the hydrazine at 90-100 °C, preferably, 92-94 °C.

[00110] The invention may be embodied in other specific forms without departing from the spirit or essential attributes thereof. This invention also encompasses all combinations of alternative aspects of the invention noted herein. It is understood that any and all embodiments of the present invention may be taken in conjunction with any other embodiment to describe additional embodiments of the present invention. Furthermore, any elements of an embodiment may be combined with any and all other elements from any of the embodiments to describe additional embodiments.

DEFINITIONS

[00111] The compounds herein described may have asymmetric centers. Compounds of the present invention containing an asymmetrically substituted atom may be isolated in optically active or racemic forms. It is well known in the art how to prepare optically active forms, such as by resolution of racemic forms or by synthesis from optically active starting materials. Many geometric isomers of olefins, C=N double bonds, and the like can also be present in the compounds described herein, and all such stable isomers are contemplated in the present invention. Cis and trans geometric isomers of the compounds of the present invention are described and may be isolated as a mixture of isomers or as separated isomeric forms. All chiral, diastereomeric, racemic forms and all geometric isomeric forms of a structure are intended, unless the specific stereochemistry or isomeric form is specifically indicated.

[00112] One enantiomer of a compound of Formula I may display superior activity compared with the other. Thus, all of the stereochemistries are considered to be a part of the present invention. When required, separation of the racemic material can be achieved by HPLC using a chiral column or by a resolution using a resolving agent such as camphonic chloride as in Young, S.D. et al., *Antimicrobial Agents and Chemotherapy*, 2602-2605 (1995).

[00113] To the extent that compounds of the formula I, and salts thereof, may exist in their tautomeric form, all such tautomeric forms are contemplated herein as part of the present invention.

[00114] The term "substituted," as used herein, means that any one or more hydrogens on the designated atom or ring is replaced with a selection from the indicated group, provided that the designated atom's or ring atom's normal valency is not exceeded, and that the substitution results in a stable compound. When a substituent is keto (i.e., =O), then 2 hydrogens on the atom are replaced.

[00115] When any variable (e.g., R₄) occurs more than one time in any constituent or formula for a compound, its definition at each occurrence is independent of its definition at every other occurrence. Thus, for example, if a group is shown to be substituted with (R₄)_m and m is 0-3, then said group may optionally be substituted with up to three R₄ groups and R₄ at each occurrence is selected independently from the definition of R₄. Also, combinations of substituents and/or variables are permissible only if such combinations result in stable compounds.

[00116] When a bond to a substituent is shown to cross a bond connecting two atoms in a ring, then such substituent may be bonded to any atom on the ring. When a substituent is listed without indicating the atom via which such substituent is bonded to the rest of the compound of a given formula, then such substituent may be bonded via any atom in such substituent. Combinations of substituents and/or variables are permissible only if such combinations result in stable compounds.

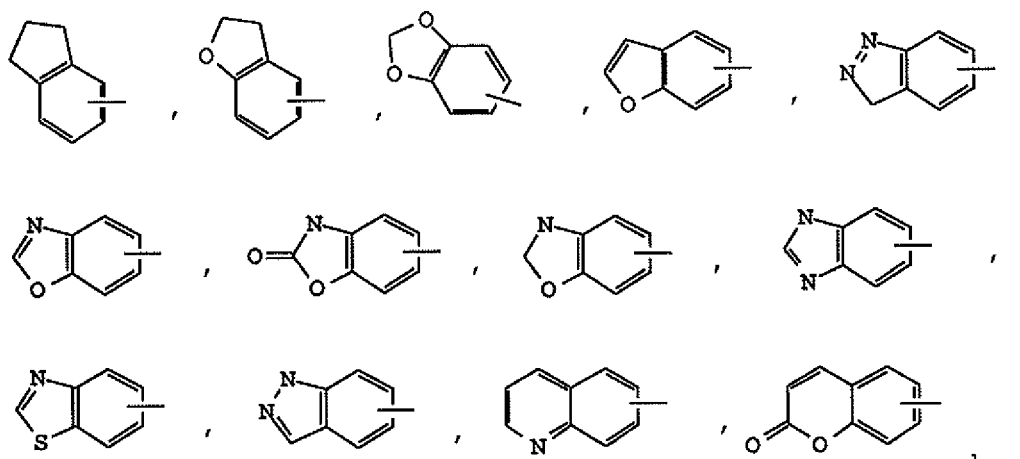
[00117] As used herein, "alkyl" is intended to include both branched and straight-chain saturated aliphatic hydrocarbon groups containing 1 to 20 carbons, preferably 1 to 10 carbons, more preferably 1 to 8 carbons, in the normal chain, such as methyl, ethyl, propyl, isopropyl, butyl, *t*-butyl, isobutyl, pentyl, hexyl, isohexyl, heptyl, 4,4-dimethylpentyl, octyl, 2,2,4-trimethyl-pentyl, nonyl, decyl, undecyl, dodecyl, the various branched chain isomers thereof, and the like as well as such groups may optionally include 1 to 4 substituents such as halo, for example F, Br, Cl, or I, or CF₃, alkyl, alkoxy, aryl, aryloxy, aryl(aryl) or diaryl, arylalkyl, arylalkyloxy, alkenyl, cycloalkyl, cycloalkylalkyl, cycloalkylalkyloxy, amino, hydroxy, hydroxyalkyl, acyl, heteroaryl, heteroaryloxy, heteroarylalkyl, heteroarylalkoxy, aryloxyalkyl, alkylthio,

arylalkylthio, aryloxyaryl, alkylamido, alkanoylamino, arylcarbonylamino, nitro, cyano, thiol, haloalkyl, trihaloalkyl, and/or alkylthio.

[00118] Unless otherwise indicated, the term “alkenyl” as used herein by itself or as part of another group refers to straight or branched chain radicals of 2 to 20
5 carbons, preferably 2 to 12 carbons, and more preferably 1 to 8 carbons in the normal chain, which include one to six double bonds in the normal chain, such as vinyl, 2-propenyl, 3-butenyl, 2-butenyl, 4-pentenyl, 3-pentenyl, 2-hexenyl, 3-hexenyl, 2-heptenyl, 3-heptenyl, 4-heptenyl, 3-octenyl, 3-nonenyl, 4-decenyl, 3-undecenyl, 4-dodecenyl, 4,8,12-tetradecatrienyl, and the like, and which may be optionally
10 substituted with 1 to 4 substituents, namely, halogen, haloalkyl, alkyl, alkoxy, alkenyl, alkynyl, aryl, arylalkyl, cycloalkyl, amino, hydroxy, heteroaryl, cycloheteroalkyl, alkanoylamino, alkylamido, arylcarbonyl-amino, nitro, cyano, thiol, alkylthio, and/or any of the alkyl substituents set out herein.

[00119] Unless otherwise indicated, the term “alkynyl” as used herein by itself or
15 as part of another group refers to straight or branched chain radicals of 2 to 20 carbons, preferably 2 to 12 carbons and more preferably 2 to 8 carbons in the normal chain, which include one triple bond in the normal chain, such as 2-propynyl, 3-butynyl, 2-butynyl, 4-pentynyl, 3-pentynyl, 2-hexynyl, 3-hexynyl, 2-heptynyl, 3-heptynyl, 4-heptynyl, 3-octynyl, 3-nonynyl, 4-decynyl, 3-undecynyl, 4-dodecynyl, and
20 the like, and which may be optionally substituted with 1 to 4 substituents, namely, halogen, haloalkyl, alkyl, alkoxy, alkenyl, alkynyl, aryl, arylalkyl, cycloalkyl, amino, heteroaryl, cycloheteroalkyl, hydroxy, alkanoylamino, alkylamido, arylcarbonylamino, nitro, cyano, thiol, and/or alkylthio, and/or any of the alkyl substituents set out herein.

[00120] Unless otherwise indicated, the term “cycloalkyl” as employed herein
25 alone or as part of another group includes saturated or partially unsaturated (containing 1 or 2 double bonds) cyclic hydrocarbon groups containing 1 to 10 rings, preferably 1 to 3 rings, including monocyclic alkyl, bicyclic alkyl (or bicycloalkyl) and tricyclic alkyl, containing a total of 3 to 20 carbons forming the ring, preferably 3 to 15 carbons, more preferably 3 to 10 carbons, forming the ring and which may be
30 fused to 1 or 2 aromatic rings as described for aryl, which includes cyclopropyl, cyclobutyl, cyclopentyl, cyclohexyl, cycloheptyl, cyclooctyl, cyclodecyl, cyclododecyl, cyclohexenyl,



and may be optionally substituted through available carbon atoms with 1, 2, or 3
 5 substituents, for example, hydrogen, halo, haloalkyl, alkyl, haloalkyl, alkoxy,
 haloalkoxy, alkenyl, trifluoromethyl, trifluoromethoxy, alkynyl, cycloalkyl-alkyl,
 cycloheteroalkyl, cycloheteroalkylalkyl, aryl, heteroaryl, arylalkyl, aryloxy,
 aryloxyalkyl, arylalkoxy, arylthio, arylazo, heteroarylalkyl, heteroarylalkenyl,
 heteroarylheteroaryl, heteroaryloxy, hydroxy, nitro, cyano, amino, substituted amino
 10 wherein the amino includes 1 or 2 substituents (which are alkyl, aryl, or any of the
 other aryl compounds mentioned in the definitions), thiol, alkylthio, arylthio,
 heteroarylthio, arylthioalkyl, alkoxyarylthio, alkylcarbonyl, arylcarbonyl,
 alkylaminocarbonyl, arylaminocarbonyl, alkoxy carbonyl, aminocarbonyl,
 alkylcarbonyloxy, arylcarbonyloxy, alkylcarbonylamino, arylcarbonylamino,
 15 arylsulfinyl, arylsulfinylalkyl, arylsulfonylamino, or arylsulfonaminocarbonyl, and/or
 any of the alkyl substituents set out herein.

[00125] Unless otherwise indicated, the term “lower alkoxy”, “alkoxy”, “aryloxy”
 or “aralkoxy” as employed herein alone or as part of another group includes any of the
 above alkyl, aralkyl, or aryl groups linked to an oxygen atom.

20 **[00126]** Unless otherwise indicated, the term “amino” as employed herein alone or
 as part of another group refers to amino that may be substituted with one or two
 substituents, which may be the same or different, such as alkyl, aryl, arylalkyl,
 heteroaryl, heteroarylalkyl, cycloheteroalkyl, cycloheteroalkylalkyl, cycloalkyl,
 cycloalkylalkyl, haloalkyl, hydroxyalkyl, alkoxyalkyl, or thioalkyl. These substituents
 25 may be further substituted with a carboxylic acid and/or any of the R¹ groups or
 substituents for R¹ as set out above. In addition, the amino substituents may be taken

together with the nitrogen atom to which they are attached to form 1-pyrrolidinyl, 1-piperidinyl, 1-azepinyl, 4-morpholinyl, 4-thiamorpholinyl, 1-piperazinyl, 4-alkyl-1-piperazinyl, 4-arylalkyl-1-piperazinyl, 4-diarylalkyl-1-piperazinyl, 1-pyrrolidinyl, 1-piperidinyl, or 1-azepinyl, optionally substituted with alkyl, alkoxy, 5 alkylthio, halo, trifluoromethyl, or hydroxy.

[00127] Unless otherwise indicated, the term “lower alkylthio,” “alkylthio,” “arylthio,” or “aralkylthio” as employed herein alone or as part of another group includes any of the above alkyl, aralkyl, or aryl groups linked to a sulfur atom.

[00128] Unless otherwise indicated, the term “lower alkylamino,” “alkylamino,” 10 “arylamino,” or “arylalkylamino” as employed herein alone or as part of another group includes any of the above alkyl, aryl, or arylalkyl groups linked to a nitrogen atom.

[00129] As used herein, the term “heterocyclyl”, “heterocyclic system” or “heterocyclic ring” is intended to mean a stable 3- to 14-membered monocyclic, 15 bicyclic or tricyclic heterocyclic ring which is saturated, partially unsaturated or unsaturated (aromatic), and which consists of carbon atoms and 1, 2, 3, or 4 heteroatoms independently selected from the group consisting of N, NH, O and S and including any bicyclic group in which any of the above-defined heterocyclic rings is fused to a benzene ring. The nitrogen and sulfur heteroatoms may optionally be 20 oxidized. The heterocyclic ring may be attached to its pendant group at any heteroatom or carbon atom, which results in a stable structure. The heterocyclic rings described herein may be substituted on carbon or on a nitrogen atom if the resulting compound is stable. If specifically noted, a nitrogen in the heterocycle may optionally be quaternized. It is preferred that when the total number of S and O atoms in the 25 heterocycle exceeds 1, then these heteroatoms are not adjacent to one another. As used herein, the term “aromatic heterocyclic system” or “heteroaryl” is intended to mean a stable 5- to 7- membered monocyclic or bicyclic or 7- to 10-membered bicyclic heterocyclic aromatic ring which consists of carbon atoms and from 1 to 4 heteroatoms independently selected from the group consisting of N, O and S and is 30 aromatic in nature.

[00130] Examples of heterocycles include, but are not limited to, 1H-indazole, 2-pyrrolidonyl, 2H,6H-1,5,2-dithiazinyl, 2H-pyrrolyl, 1H-indolyl, 4-piperidonyl, 4aH-

carbazole, 4H-quinoliziny, 6H-1,2,5-thiadiaziny, acridiny, azociny, benzimidazolyl, benzofuranyl, benzothiofuranyl, benzothiophenyl, benzoxazolyl, benzthiazolyl, benztriazolyl, benztetrazolyl, benzisoxazolyl, benzisothiazolyl, benzimidazalonyl, carbazolyl, 4aH-carbazolyl, β -carboliny, chromanyl, chromenyl, cinnoliny, 5 decahydroquinoliny, 2H,6H-1,5,2-dithiaziny, dihydrofuro[2,3-*b*]tetrahydrofuran, furanyl, furazanyl, imidazolidiny, imidazoliny, imidazolyl, indazolyl, indolenyl, indoliny, indoliziny, indolyl, isobenzofuranyl, isochromanyl, isoindazolyl, isoindoliny, isoindolyl, isoquinoliny (benzimidazolyl), isothiazolyl, isoxazolyl, morpholiny, naphthyridiny, octahydroisoquinoliny, oxadiazolyl, 1,2,3-oxadiazolyl, 10 1,2,4-oxadiazolyl, 1,2,5-oxadiazolyl, 1,3,4-oxadiazolyl, oxazolidiny, oxazolyl, oxazolidinyperimidiny, phenanthridiny, phenanthroliny, phenarsaziny, phenaziny, phenothiaziny, phenoxathiiny, phenoxaziny, phthalaziny, piperaziny, piperidiny, pteridiny, piperidonyl, 4-piperidonyl, pteridiny, puriny, pyranyl, pyraziny, pyrazolidiny, pyrazoliny, pyrazolyl, pyridaziny, pyridooxazole, pyridoimidazole, 15 pyridothiazole, pyridiny, pyridyl, pyrimidiny, pyrrolidiny, pyrroliny, pyrroly, quinazoliny, quinoliny, 4H-quinoliziny, quinoxaliny, quinuclidiny, carboliny, tetrahydrofuranyl, tetrahydroisoquinoliny, tetrahydroquinoliny, 6H-1,2,5-thiadiaziny, 1,2,3-thiadiazolyl, 1,2,4-thiadiazolyl, 1,2,5-thiadiazolyl, 1,3,4-thiadiazolyl, thianthrenyl, thiazolyl, thienyl, thienothiazolyl, thienooxazolyl, 20 thienoimidazolyl, thiophenyl, triaziny, 1,2,3-triazolyl, 1,2,4-triazolyl, 1,2,5-triazolyl, 1,3,4-triazolyl, tetrazolyl, and xanthenyl. In another aspect of the invention, the heterocycles include, but are not limited to, pyridiny, thiophenyl, furanyl, indazolyl, benzothiazolyl, benzimidazolyl, benzothiaphenyl, benzofuranyl, benzoxazolyl, benzisoxazolyl, quinoliny, isoquinoliny, imidazolyl, indolyl, isoidolyl, piperidiny, 25 piperidonyl, 4-piperidonyl, piperonyl, pyrrazolyl, 1,2,4-triazolyl, 1,2,3-triazolyl, tetrazolyl, thiazolyl, oxazolyl, pyraziny, and pyrimidiny. Also included are fused ring and spiro compounds containing, for example, the above heterocycles.

[00131] Examples of heteroaryls are 1H-indazole, 2H,6H-1,5,2-dithiaziny, indolyl, 4aH-carbazole, 4H-quinoliziny, 6H-1,2,5-thiadiaziny, acridiny, azociny, 30 benzimidazolyl, benzofuranyl, benzothiofuranyl, benzothiophenyl, benzoxazolyl, benzthiazolyl, benztriazolyl, benztetrazolyl, benzisoxazolyl, benzisothiazolyl,

benzimidazolonyl, carbazolyl, 4*aH*-carbazolyl, β -carbolinyl, chromanyl, chromenyl, cinnolinyl, decahydroquinolinyl, 2*H*,6*H*-1,5,2-dithiazinyl, dihydrofuro[2,3-*b*]tetrahydrofuran, furanyl, furazanyl, imidazolidinyl, imidazolinylyl, imidazolyl, indazolyl, indolenyl, indolinyl, indolizinylyl, indolyl, isobenzofuranyl, isochromanyl, 5 isoindazolyl, isoindolinyl, isoindolyl, isoquinolinyl (benzimidazolyl), isothiazolyl, isoxazolyl, morpholinyl, naphthyridinyl, octahydroisoquinolinyl, oxadiazolyl, 1,2,3-oxadiazolyl, 1,2,4-oxadiazolyl, 1,2,5-oxadiazolyl, 1,3,4-oxadiazolyl, oxazolidinyl, oxazolyl, oxazolidinylperimidinyl, phenanthridinyl, phenanthrolinyl, phenarsazinyl, phenazinyl, phenothiazinyl, phenoxathiinyl, phenoxazinyl, phthalazinyl, piperazinyl, 10 piperidinyl, pteridinyl, piperidonyl, 4-piperidonyl, pteridinyl, purinyl, pyranyl, pyrazinyl, pyrazolidinyl, pyrazolinyl, pyrazolyl, pyrazolotriazinyl, pyridazinyl, pyridooxazole, pyridoimidazole, pyridothiazole, pyridinyl, pyridyl, pyrimidinyl, pyrrolidinyl, pyrrolinyl, pyrrolyl, quinazolinylyl, quinolinyl, 4*H*-quinolizinylyl, quinoxalinylyl, quinuclidinyl, carbolinyl, tetrahydrofuranyl, tetrahydroisoquinolinyl, 15 tetrahydroquinolinyl, 6*H*-1,2,5-thiadiazinyl, 1,2,3-thiadiazolyl, 1,2,4-thiadiazolyl, 1,2,5-thiadiazolyl, 1,3,4-thiadiazolyl, thianthrenyl, thiazolyl, thienyl, thienothiazolyl, thienooxazolyl, thienoimidazolyl, thiophenyl, triazinyl, 1,2,3-triazolyl, 1,2,4-triazolyl, 1,2,5-triazolyl, 1,3,4-triazolyl, tetrazolyl, and xanthenyl. In another aspect of the invention, examples of heteroaryls are indolyl, benzimidazolyl, benzofuranyl, 20 benzothiofuranyl, benzoxazolyl, benzthiazolyl, benztriazolyl, benztetrazolyl, benzisoxazolyl, benzisothiazolyl, benzimidazolonyl, cinnolinyl, furanyl, imidazolyl, indazolyl, indolyl, isoquinolinyl isothiazolyl, isoxazolyl, oxazolyl, pyrazinyl, pyrazolyl, pyrazolotriazinyl, pyridazinyl, pyridyl, pyridinyl, pyrimidinyl, pyrrolyl, quinazolinylyl, quinolinyl, thiazolyl, thienyl, and tetrazolyl.

25 **[00132]** The term “heterocyclylalkyl” or “heterocyclyl” as used herein alone or as part of another group refers to heterocyclyl groups as defined above linked through a C atom or heteroatom to an alkyl chain.

[00133] The term “heteroarylalkyl” or “heteroarylalkenyl” as used herein alone or as part of another group refers to a heteroaryl group as defined above linked through a 30 C atom or heteroatom to an alkyl chain, alkylene, or alkenylene as defined above.

[00134] The term “cyano” as used herein, refers to a -CN group.

[00135] The term “nitro” as used herein, refers to an $-NO_2$ group.

[00136] The term “hydroxy” as used herein, refers to an OH group.

[00137] The phrase “pharmaceutically acceptable” is employed herein to refer to those compounds, materials, compositions, and/or dosage forms which are, within the
5 scope of sound medical judgment, suitable for use in contact with the tissues of human beings and animals without excessive toxicity, irritation, allergic response, or other problem or complication, commensurate with a reasonable benefit/risk ratio.

[00138] As used herein, “pharmaceutically acceptable salts” refer to derivatives of the disclosed compounds wherein the parent compound is modified by making acid or
10 base salts thereof. Examples of pharmaceutically acceptable salts include, but are not limited to, mineral or organic acid salts of basic residues such as amines; alkali or organic salts of acidic residues such as carboxylic acids; and the like. The pharmaceutically acceptable salts include the conventional non-toxic salts or the quaternary ammonium salts of the parent compound formed, for example, from non-
15 toxic inorganic or organic acids. For example, such conventional non-toxic salts include those derived from inorganic acids such as hydrochloric, hydrobromic, sulfuric, sulfamic, phosphoric, nitric and the like; and the salts prepared from organic acids such as acetic, propionic, succinic, glycolic, stearic, lactic, malic, tartaric, citric, ascorbic, pamoic, maleic, hydroxymaleic, phenylacetic, glutamic, benzoic, salicylic,
20 sulfanilic, 2-acetoxybenzoic, fumaric, toluenesulfonic, methanesulfonic, ethane disulfonic, oxalic, isethionic, bisulfate and the like.

[00139] The pharmaceutically acceptable salts of the present invention can be synthesized from the parent compound which contains a basic or acidic moiety by conventional chemical methods. Generally, such salts can be prepared by reacting the
25 free acid or base forms of these compounds with a stoichiometric amount of the appropriate base or acid in water or in an organic solvent, or in a mixture of the two; generally, nonaqueous media like ether, ethyl acetate, ethanol, isopropanol, or acetonitrile are preferred. Lists of suitable salts are found in *Remington's Pharmaceutical Sciences*, 17th ed., Mack Publishing Company, Easton, PA, p. 1418
30 (1985), the disclosure of which is hereby incorporated by reference.

[00140] Any compound that can be converted *in vivo* to provide the bioactive agent (i.e., the compound of formula I) is a prodrug within the scope and spirit of the invention.

5 [00141] The term “prodrugs” as employed herein includes esters and carbonates formed by reacting one or more hydroxyls of compounds of formula I with alkyl, alkoxy, or aryl substituted acylating agents employing procedures known to those skilled in the art to generate acetates, pivalates, methylcarbonates, benzoates, and the like.

[00142] Various forms of prodrugs are well known in the art and are described in:

10 a) *The Practice of Medicinal Chemistry*, Camille G. Wermuth et al., Ch. 31 (Academic Press, 1996);

b) *Design of Prodrugs*, edited by H. Bundgaard (Elsevier, 1985);

c) *A Textbook of Drug Design and Development*, P. Krosggaard-Larson and H. Bundgaard, eds., Ch. 5, pp. 113-191 (Harwood Academic Publishers, 1991);

15 and

d) *Hydrolysis in Drug and Prodrug Metabolism*, Bernard Testa and Joachim M. Mayer (Wiley-VCH, 2003).

Said references are incorporated herein by reference.

20 [00143] In addition, compounds of the formula I are, subsequent to their preparation, preferably isolated and purified to obtain a composition containing an amount by weight equal to or greater than 99% formula I compound (“substantially pure” compound I), which is then used or formulated as described herein. Such “substantially pure” compounds of the formula I are also contemplated herein as part
25 of the present invention.

[00144] All stereoisomers of the compounds of the instant invention are contemplated, either in admixture or in pure or substantially pure form. The compounds of the present invention can have asymmetric centers at any of the carbon atoms including any one of the R substituents and/or exhibit polymorphism.

30 Consequently, compounds of formula I can exist in enantiomeric, or diastereomeric forms, or in mixtures thereof. The processes for preparation can utilize racemates, enantiomers, or diastereomers as starting materials. When diastereomeric or

enantiomeric products are prepared, they can be separated by conventional methods for example, chromatographic or fractional crystallization. In addition, the compounds of formula I may exist in tautomeric form. Such tautomeric forms of the formula I are also contemplated herein as part of the present invention.

5 [00145] “Stable compound” and “stable structure” are meant to indicate a compound that is sufficiently robust to survive isolation, handling and storage to a useful degree of purity from a reaction mixture, and formulation into an efficacious therapeutic agent. The present invention is intended to embody stable compounds.

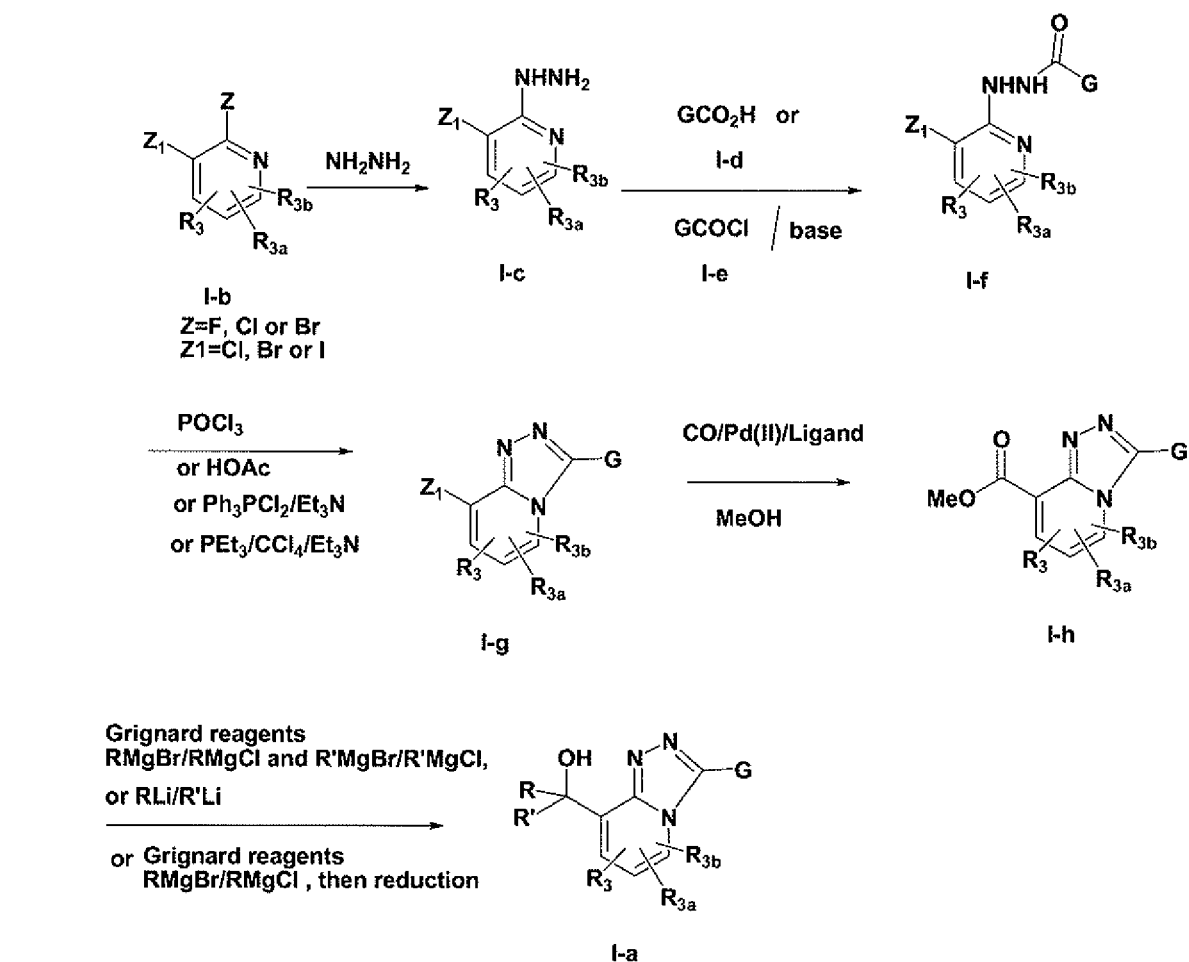
10 [00146] “Therapeutically effective amount” is intended to include an amount of a compound of the present invention alone or an amount of the combination of compounds claimed or an amount of a compound of the present invention in combination with other active ingredients effective to inhibit the activity of the enzyme 11-beta-hydroxysteroid dehydrogenase type I or effective to treat or prevent metabolic or other disorders.

15 [00147] As used herein, “treating” or “treatment” cover the treatment of a disease-state in a mammal, particularly in a human, and include: (a) preventing the disease-state from occurring in a mammal, in particular, when such mammal is predisposed to the disease-state but has not yet been diagnosed as having it; (b) inhibiting the disease-state, i.e., arresting its development; and/or (c) relieving the disease-state, i.e.,
20 causing regression of the disease state.

SYNTHESIS

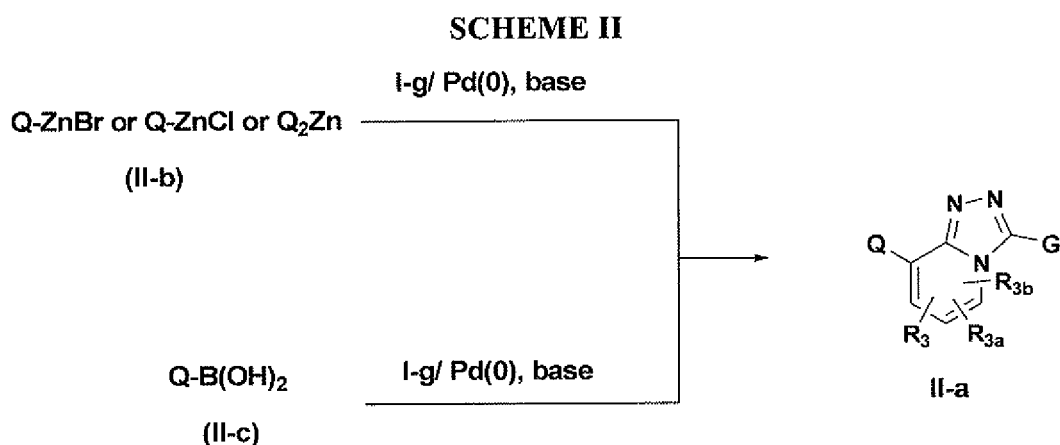
[00148] Compounds of the present invention may be prepared as shown in the following reaction schemes and description thereof, as well as relevant literature
25 procedures that may be used by one skilled in the art. Exemplary reagents and procedures for these reactions appear hereinafter and in the working Examples.

SCHEME I



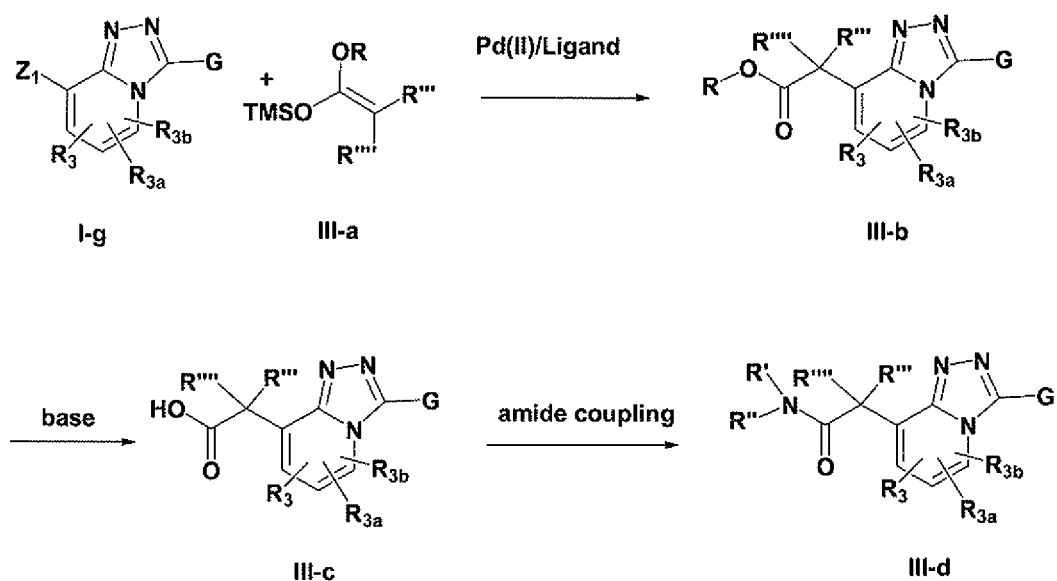
[00149] Scheme I describes a method for preparing compounds of formula I-a (a subset of compounds of formula I). A fluoro-, chloro- or bromopyridine intermediate I-b can be obtained commercially, prepared by methods known in the literature or by other methods known to one skilled in the art. Reaction of a compound of formula I-b with hydrazine was carried out at an elevated temperature to provide an intermediate I-c. Acylation of an intermediate I-c with an acid I-d using an appropriate set of amide coupling reagents such as NMM/isobutylchloroformate, EDAC/HOBT or other reagents described in Bodanszky, M., *The Practice of Peptide Synthesis*, 2nd Ed. (Spring-Verlag, 1993) provides a hydrazide intermediate I-f. Alternatively, a hydrazide I-c can be prepared from the reaction of I-c and an acid chloride I-e in the presence of an appropriate base such as DIEA or TEA. Formation of 1,2,4-triazolopyridine I-g can be achieved from the reaction of I-f with Et₃P/CCl₄ in the presence of a base such as TEA/Hunig's base, or with Ph₃PCl₂ in the presence of a

base such as TEA. Formation of 1,2,4-triazolopyridine I-g can also be achieved from I-f in the presence of acetic acid at an elevated temperature, either by a conventional heating or a microwave reactor. Alternatively, formation of 1,2,4-triazolopyridine I-g can be achieved from the reaction of I-f with POCl₃ at an elevated temperature or by other methods known to one skilled in the art. Formation of 1,2,4-triazolopyridine methyl carboxylate I-h can be achieved by palladium catalyzed carbonation reaction in the presence of CO and methanol. The ester I-h can be treated with Grignard reagents or organo lithium reagents to generate carbinol I-a, or treated with Grignard reagent and followed by reduction using reagent such as NaBH₄ to generate hydroxyl compound I-a (R'=hydrogen), or by other methods known to one skilled in the art.



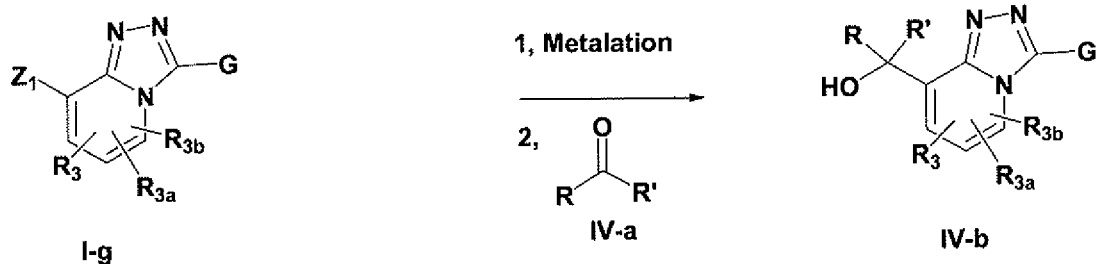
[00150] Scheme II describes a method for preparing compounds of formula II-a (a subset of compounds of formula I). Reagents II-b and or II-c can be obtained commercially, prepared by methods known in the literature or by other methods known to one skilled in the art. Formation of a compound II-a can be obtained via coupling reaction of zinc reagents II-b or boronic acid II-c with a bromo-, chloro- or iodo-substituted intermediate I-g (Z₁ is Br, Cl or I) in the presence of palladium catalyst. The reactions can be carried out at room temperature, or with heating, or done in a microwave reactor.

SCHEME III



[00151] Scheme III describes a method for preparing compounds of formula III-b, III-c, and III-d (a subset of compounds of formula Iaa). Formation of compound III-b can be obtained via coupling reaction of III-a with a bromo-, or iodo-substituted intermediate I-g (Z_1 is Br, I) in the presence of palladium catalyst and a base such as potassium carbonate and zinc fluoride at elevated temperature. The reactions can be carried out under a conventional procedure or done in a microwave reactor (*J. Am. Chem. Soc.*, 125:11176 (2003)). Alternatively, compound III-b can be prepared by other methods known to one skilled in the art. Acid III-c can be obtained by hydrolyzing III-b using base such as LiOH. Formation of amide III-d can be achieved by coupling of acid III-c with an amine $R'R''NH$ using an appropriate set of amide coupling reagents such as NMM/isobutylchloroformate, EDAC/HOBT or other reagents described in Bodanszky, M., *The Practice of Peptide Synthesis*, 2nd Ed. (Spring-Verlag, 1993). Alternatively, an amide III-d can be prepared from the reaction of a compound of formula III-b and an amine at elevated temperature, or by other methods known to one skilled in the art.

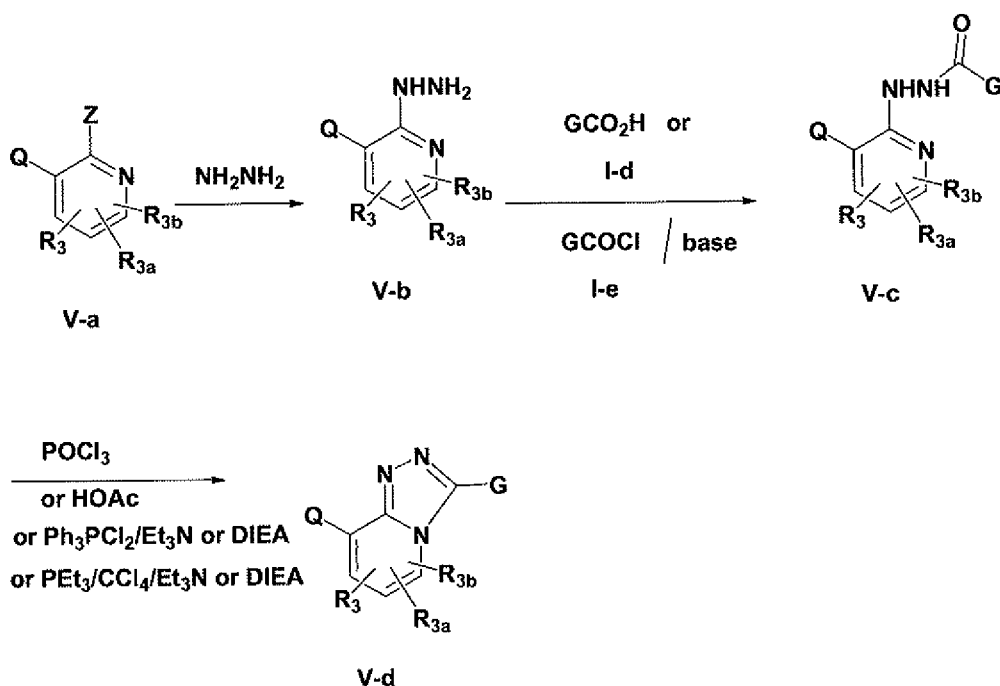
SCHEME IV



[00152] Scheme IV describes a method for preparing compounds of formula IV-b (a subset of compounds of formula Iaa or Iee). Formation of a compound IV-b can be obtained via metalation (metal-halogen exchange) of I-g by using alkyl metal reagent such as BuLi or isopropyl magnesium chloride, followed by addition of aldehyde or ketone IV-a to generate IV-b. Alternatively, compound IV-b can be prepared by other methods known to one skilled in the art.

10

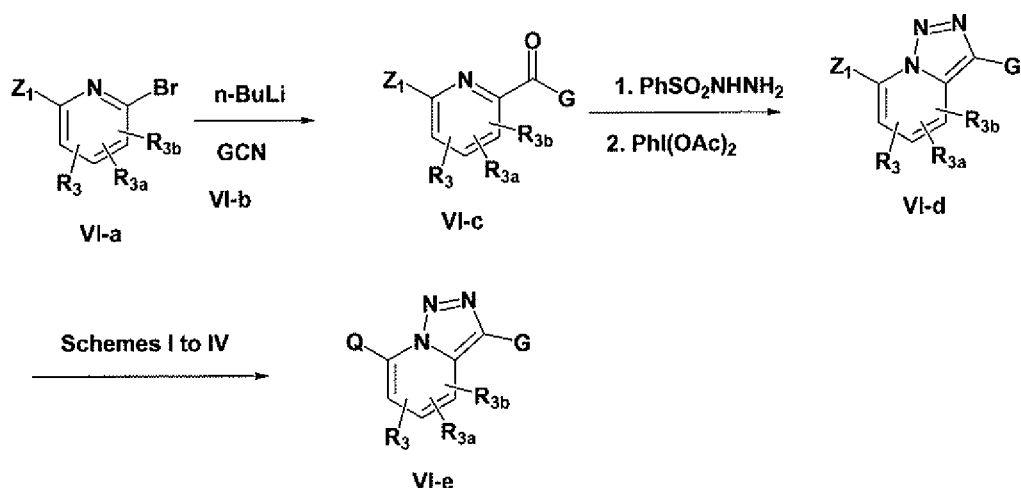
SCHEME V



[00153] Scheme V describes an alternative method for preparing compounds of formula V-d (a subset of compounds of formula Iaa or Iee). A fluoro-, chloro- or bromopyridine intermediate V-a can be obtained commercially, prepared by methods known in the literature or by other methods known to one skilled in the art. Reaction of a compound of formula V-a with hydrazine in a suitable solvent such as 1-propanol

or isopropyl alcohol can be carried out at an elevated temperature to provide an intermediate V-b. V-b may be isolated directly or via a suitable salt form (e.g., HCl salt). Acylation of an intermediate V-b with an acid I-d using an appropriate set of amide coupling reagents such as NMM/isobutylchloroformate, EDAC/HOBT or other reagents described in Bodanszky, M., *The Practice of Peptide Synthesis*, 2nd Ed. (Spring-Verlag, 1993) provides a hydrazide intermediate V-c. Alternatively, a hydrazide V-c can be prepared from the reaction of a compound of formula V-b and an acid chloride I-e (which may be prepared by reaction of acid I-d with oxalyl chloride) in the presence of a suitable solvent such as toluene, DMF, or THF) in the presence of an appropriate base such as NaOH, K₂CO₃, DIEA or TEA. Formation of 1,2,4-triazolopyridine II-a can be achieved from the reaction of V-c with Et₃P/CCL₄ in the presence of a base such as TEA/Hunig's base, or Ph₃PCL₂ in the presence of a base such as TEA or DIEA. Formation of 1,2,4-triazolopyridine II-a can also be achieved from V-c in the presence of a carboxylic acid, such as acetic acid, p-tosic acid, benzoic acid, 2-,3- or 4- chlorobenzoic acid, 4-fluorobenzoic acid, 2-chlorobenzeneacetic acid, 2- or 4-methylbenzoic acid, 4-methoxybenzoic acid, 2,6-dimethylbenzoic acid, 2,6-dimethoxybenzoic acid, 2-methylpropionic acid and 2,2-dimethylpropanoic acid, in a solvent, such as toluene, at an elevated temperature, such as reflux, either under a conventional procedure or a microwave reactor to afford 1,2,4-triazolopyridine V-d. Alternatively, formation of 1,2,4-triazolopyridine V-d can be achieved from the reaction of V-c with POCl₃ at an elevated temperature or by other methods known to one skilled in the art.

SCHEME VI



[00154] Scheme VI describes a method for preparing compounds of formula **VI-e** (a subset of compounds of formula Idd). A bromopyridine intermediate **VI-a** can be obtained commercially, prepared by methods known in the literature, or by other methods known to one skilled in the art. Treatment of a compound of formula **VI-a** with *n*-BuLi or other metallating reagents followed by addition of a compound **VI-b** provides a ketone intermediate **VI-c**. Formation of a 1,2,3-triazolopyridine **VI-d** can be achieved by the reaction of a compound **VI-c** and benzenesulfonylhydrazide in the presence of a base such as morpholine (*Tetrahedron*, 53:8257-8268 (1997)), or by other methods known to one skilled in the art followed by cyclization with a reagent such as iodobenzene diacetate. Formation of a compound **VI-e** can be achieved using similar transformations described in Schemes I to IV, or by other methods known to one skilled in the art.

15

EXAMPLES

[00155] The following working Examples serve to better illustrate, but not limit, some of the preferred embodiments of the present invention.

20

GENERAL

[00156] The term HPLC refers to a Shimadzu high performance liquid chromatography with one of following methods:

Method A: YMC or Phenomenex C18 5 micron 4.6 X 50mm column using a 4 minute gradient of 0-100% solvent B [90% MeOH:10% H₂O:0.2% H₃PO₄] and 100-

0% solvent A [10% MeOH:90% H₂O:0.2% H₃PO₄] with 4 mL/min flow rate and a 1 min. hold, an ultra violet (UV) detector set at 220 nm.

Method B: Phenomenex S5 ODS 4.6 x 30 mm column, gradient elution 0-100% B/A over 2 min (solvent A = 10% MeOH/H₂O containing 0.1% TFA, solvent B = 90% MeOH/H₂O containing 0.1% TFA), flow rate 5 mL/min, UV detection at 220 nm.

Method C: YMC S7 ODS 3.0 x 50 mm column, gradient elution 0-100% B/A over 2 min (solvent A = 10% MeOH/H₂O containing 0.1% TFA, solvent B = 90% MeOH/H₂O containing 0.1% TFA), flow rate 5 mL/min, UV detection at 220 nm.

[00157] The term prep HPLC refers to an automated Shimadzu HPLC system using a mixture of solvent A (10% MeOH/90% H₂O/0.2% TFA) and solvent B (90% MeOH/10% H₂O/0.2% TFA). The preparative columns were packed with YMC or Phenomenex ODS C18 5 micron resin or equivalent.

PROCEDURE FOR CHARACTERIZING THE CRYSTAL FORMS

Single Crystal Data

[00158] A Bruker SMART 2K CCD diffractometer equipped with graphite-monochromated Cu K α radiation, ($\lambda = 1.54056 \text{ \AA}$) was used to collect diffraction data at room temperature. A full data set was collected using the ω scan mode over the 2 θ range with a crystal-to-detector distance of 4.98 cm. An empirical absorption correction utilized the SADABS routine associated with the diffractometer (Bruker AXS, 1998, SMART and SAINTPLUS. Area Detector Control and Integration Software, Bruker AXS, Madison, Wisconsin, USA). The final unit cell parameters were determined using the entire data set.

[00159] All structures were solved by direct methods and refined by the full-matrix least-squares techniques, using the SHELXTL software package (Sheldrick, GM, 1997, SHELXTL. Structure Determination Programs. Version 5.10, Bruker AXS, Madison, Wisconsin, USA.). The function minimized in the refinements was $\sum_w (|F_o| - |F_c|)^2$. R is defined as $\sum ||F_o| - |F_c|| / \sum |F_o|$ while $R_w = [\sum_w (|F_o| - |F_c|)^2 / \sum_w |F_o|^2]^{1/2}$,

where w is an appropriate weighting function based on errors in the observed intensities. Difference Fourier maps were examined at all stages of refinement. All non-hydrogen atoms were refined with anisotropic thermal displacement parameters. The hydrogen atoms associated with hydrogen bonding were located in the final
5 difference Fourier maps while the positions of the other hydrogen atoms were calculated from an idealized geometry with standard bond lengths and angles. They were assigned isotropic temperature factors and included in structure factor calculations with fixed parameters.

[00160] Alternatively, single crystal data were collected on a Bruker-Nonius¹
10 CAD4 serial diffractometer. Unit cell parameters were obtained through least-squares analysis of the experimental diffractometer settings of 25 high-angle reflections. Intensities were measured using Cu K α radiation ($\lambda = 1.5418 \text{ \AA}$) at a constant temperature with the θ -2 θ variable scan technique and were corrected only for Lorentz-polarization factors. Background counts were collected at the extremes of the
15 scan for half of the time of the scan. Alternately, single crystal data were collected on a Bruker-Nonius Kappa CCD 2000 system using Cu K α radiation ($\lambda = 1.5418 \text{ \AA}$). Indexing and processing of the measured intensity data were carried out with the HKL2000 software package² in the Collect program suite.³ Alternately, single crystal data were collected on a Bruker-AXS APEX2 CCD system using Cu K α radiation (λ
20 = 1.5418 \AA). Indexing and processing of the measured intensity data were carried out with the APEX2 software package/program suite⁴.

[00161] When indicated, crystals were cooled in the cold stream of an Oxford cryo system⁵ during data collection.

¹ BRUKER AXS, Inc., 5465 East Cheryl Parkway Madison, WI 53711 USA

² Otwinowski, Z. et al., *Macromolecular Crystallography*, Academic, NY, publ., Carter, W.C., Jr. et al., eds., Vol. 276, pp. 307-326 (1997).

³ Collect Data collection and processing user interface: Collect: Data collection software, R. Hooft, Nonius B.V., 1998.

⁴ APEX2 Data collection and processing user interface: *APEX2 User Manual*, Vol. 27; BRUKER AXS, Inc., 5465 East Cheryl Parkway Madison, WI 53711 USA.

⁵ Oxford Cryosystems Cryostream cooler: Cosier, J. et al., *J. Appl. Cryst.*, 19:105 (1986).

[00162] The structures were solved by direct methods and refined on the basis of observed reflections using either the SDP⁶ software package with minor local modifications or the crystallographic packages MAXUS⁷ or SHELXTL⁴.

[00163] The derived atomic parameters (coordinates and temperature factors) were refined through full matrix least-squares. The function minimized in the refinements was $\sum_w (|F_o| - |F_c|)^2$. R is defined as $\sum ||F_o| - |F_c|| / \sum |F_o|$ while $R_w = [\sum_w (|F_o| - |F_c|)^2 / \sum_w |F_o|^2]^{1/2}$ where w is an appropriate weighting function based on errors in the observed intensities. Difference maps were examined at all stages of refinement. Hydrogens were introduced in idealized positions with isotropic temperature factors, but no hydrogen parameters were varied.

PXRD

[00164] X-ray powder diffraction (PXRD) data were obtained using a Bruker C2 GADDS (General Area Detector Diffraction System). The radiation was Cu K α (40 KV, 50mA). The sample-detector distance was 15 cm. Powder samples were placed in sealed glass capillaries of 1mm or less in diameter; the capillary was rotated during data collection. Data were collected for $3 \leq 2\theta \leq 35^\circ$ with a sample exposure time of at least 2000 seconds. The resulting two-dimensional diffraction arcs were integrated to create a traditional 1-dimensional PXRD pattern with a step size of 0.02 degrees 2θ in the range of 3 to 35 degrees 2θ .

[00165] Alternatively, X-ray powder diffraction (PXRD) data were obtained using a Bruker GADDS manual chi platform goniometer. Powder samples were placed in thin walled glass capillaries of 1mm or less in diameter; the capillary was rotated during data collection. The sample-detector distance was 17 cm. The radiation was Cu K α ($\lambda = 1.5418$ Ang). Data were collected for $3 < 2\theta < 35^\circ$ with a sample exposure time of at least 300 seconds.

⁶ SDP, Structure Determination Package, Enraf-Nonius, Bohemia NY 11716. Scattering factors, including f' and f'' , in the SDP software were taken from the "International Tables for Crystallography" (Kynoch Press, Birmingham, England, 1974), Vol. IV, Tables 2.2A and 2.3.1.

⁷ MaXus solution and refinement software suite: Mackay, S. et al., maXus: a computer program for the solution and refinement of crystal structures from diffraction data.

DSC

[00166] Differential scanning calorimetry (DSC) experiments were performed in a TA Instruments™ model Q2000, Q1000 or 2920. The sample (about 2-6 mg) was weighed in an aluminum pan and recorded accurately to a hundredth of a milligram, and transferred to the DSC. The instrument was purged with nitrogen gas at 50mL/min. Data were collected between room temperature and 300°C at 10°C/min heating rate. The plot was made with the endothermic peaks pointing down.

TGA

[00167] Thermal gravimetric analysis (TGA) experiments were performed in a TA Instruments™ model Q500 or 2950. The sample (about 10-30 mg) was placed in a platinum pan previously tared. The weight of the sample was measured accurately and recorded to a thousandth of a milligram by the instrument. The furnace was purged with nitrogen gas at 100mL/min. Data were collected between room temperature and 300°C at 10°C/min heating rate.

Moisture Sorption

[00168] Moisture sorption isotherms were collected in a VTI SGA-100 Symmetric Vapor Analyzer using approximately 10 mg of sample. The sample was dried at 60°C until the loss rate of 0.0005 wt %/min was obtained for 10 minutes. The sample was tested at 25°C and 3 or 4, 5, 15, 25, 35, 45, 50, 65, 75, 85, and 95% RH. Equilibration at each RH was reached when the rate of 0.0003 wt%/min for 35 minutes was achieved or a maximum of 600 minutes.

25

ABBREVIATIONS

[00169] The following abbreviations are employed in the Examples and elsewhere herein:

Ph = phenyl

Bn = benzyl

30 i-Bu = iso-butyl

Me = methyl

Et = ethyl

- Pr = propyl
 Bu = butyl
 AIBN = 2,2'-Azobisisobutyronitrile
 Aq. = aqueous
- 5 Boc or BOC = *tert*-butoxycarbonyl
 Cbz = carbobenzyloxy or carbobenzoxy or benzyloxycarbonyl
 CO = carbon monoxide
 DCM = dichloromethane
 DEAD = Diethyl azodicarboxylate
- 10 DIAD = Diisopropyl azodicarboxylate
 DIEA = N,N-diisopropylethylamine
 DMA = N,N-dimethylacetamide
 DMF = N,N-dimethylformamide
 DMSO = dimethylsulfoxide
- 15 EtOAc = ethyl acetate
 EDAC = 3-ethyl-3'-(dimethylamino)propyl-carbodiimide hydrochloride (or 1-[(3-(dimethyl)amino)propyl]-3-ethylcarbodiimide hydrochloride)
 Fmoc = fluorenylmethoxycarbonyl
 HOAc or AcOH = acetic acid
- 20 HOAT = 1-hydroxy-7-azabenzotriazole
 HOBT = 1-hydroxybenzotriazole
 IPA = isopropyl alcohol or isopropanol
 LAH = lithium aluminum hydride
 MTBE = methyl tertiary butyl ether
- 25 mCPBA = 3-Chloroperoxybenzoic acid
 NMM = N-methyl morpholine
 NBS = N-Bromosuccinimide
 n-BuLi = n-butyllithium
 Oxone[®] = Monopersulfate
- 30 Pd/C = palladium on carbon
 PtO₂ = platinum oxide

- PyBOP reagent = benzotriazol-1-yloxy-tripyrrolidino phosphonium
hexafluorophosphate
- RH = relative humidity
- SOCl₂ = Thionyl chloride
- 5 TBAF = tetrabutylammonium fluoride
- TBS = *tert*-Butyldimethylsilyl
- TMS = trimethylsilyl
- TEA = triethylamine
- TFA = trifluoroacetic acid
- 10 THF = tetrahydrofuran
- Eq. or equiv = equivalent(s)
- min = minute(s)
- h or hr = hour(s)
- L = liter
- 15 mL = milliliter
- μL = microliter
- g = gram(s)
- mg = milligram(s)
- mol = mole(s)
- 20 mmol = millimole(s)
- meq = milliequivalent
- rt or RT = room temperature
- sat or sat'd = saturated
- aq. = aqueous
- 25 TLC = thin layer chromatography
- HPLC = high performance liquid chromatography
- HPLC Rt = HPLC retention time
- LC/MS = high performance liquid chromatography/mass spectrometry
- MS or Mass Spec = mass spectrometry
- 30 NMR = nuclear magnetic resonance
- mp = melting point
- K₃PO₄ = potassium phosphate

Na₂SO₄ = sodium sulfate

SiO₂ = silicon dioxide

EA = ethyl amine

Et₂O = diethyl ether

5 MeOH = methanol

H₃PO₄ = phosphoric acid

MgSO₄ = magnesium sulfate

Pd(dppf)Cl₂[CH₂Cl₂] = bis(diphenylphosphino)ferrocene]dichloropalladium(II),
complex with dichloromethane (1:1)

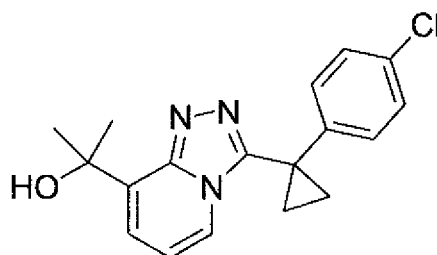
10 ZnF₂ = Zinc Fluoride

Pd(dba)₂ = bis(dibenzylideneacetone)palladium

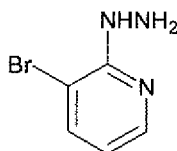
P(tBu)₃ = tributylphosphine

EXAMPLE 1

15 **2-(3-(1-(4-Chlorophenyl)cyclopropyl)-[1,2,4]triazolo[4,3-a]pyridin-8-yl)
propan-2-ol**



Compound 1A. 3-Bromo-2-hydrazinylpyridine



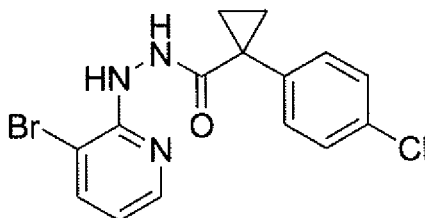
20

[00170] To a solution of 2-chloro-3-bromopyridine (14.5 g, 75.1 mmol) in 100 mL of dioxane was added anhydrous hydrazine (35.4 mL, 1130 mmol) at RT. The reaction mixture was heated at reflux for 15 h, and then cooled to RT. After most of the solvent was removed under reduced pressure, the resulting residue was diluted

25 with ethyl acetate, washed with water, dried over Na₂SO₄, and concentrated to provide

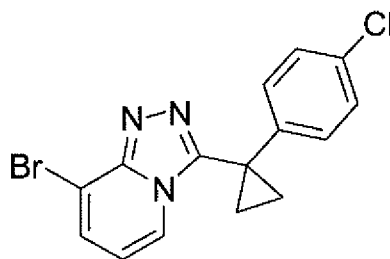
a residue. Recrystallization of the residue in ethyl acetate and hexanes gave compound **1A** (12.9 g, 91%) as a solid. LC/MS (m/z) = 188 (M+H)+.

5 **Compound 1B. N'-(3-Bromopyridin-2-yl)-1-(4-chlorophenyl)cyclopropane-carbohydrazide**



[00171] A stirred solution of 1-(4-chlorophenyl)cyclopropanecarboxylic acid (8.71 g, 44.3 mmol) and NMM in THF (200 mL) was cooled 0 °C. Once at the prescribed temperature, isobutyl chloroformate was added dropwise over 10 min, and the
10 resulting white suspension was stirred for 1h. After this time, a solution of compound **1A** (8.33g, 44.3 mmol) in THF (250 mL) was added over 10 min. Upon completion of addition, the reaction mixture was stirred for 15 min. At the conclusion of this period, the reaction mixture was warmed to RT, where it was stirred for 2h. After this time, the reaction mixture was partitioned between ethyl acetate and water. The
15 organic phase was separated, dried over Na₂SO₄, and then concentrated *in vacuo* to afford compound **1B** (10.2 g, 27.8 mmol, 63 % yield) as an off-white solid. LC/MS (m/z) = 366 (M+H)+.

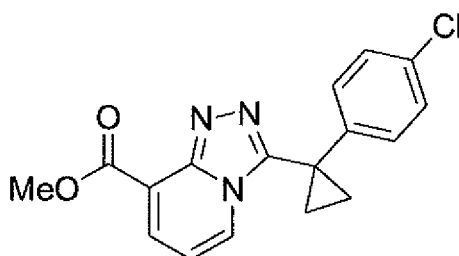
20 **Compound 1C. 8-Bromo-3-(1-(4-chlorophenyl)cyclopropyl)-[1,2,4]triazolo[4,3-a]pyridine**



[00172] A stirred solution of compound **1B** (10 g, 27.3 mmol), carbon tetrachloride (31.6 mL, 327 mmol) and Hunig's Base (28.6 mL, 164 mmol) in 275 ml of THF was cooled to 0 °C. Triethylphosphine (12.1 mL, 82 mmol) was added dropwise to the

solution over 10 min. Upon completion of addition, the reaction mixture was slowly warmed to RT, where it stirred for 16 h. After this time, the reaction mixture was quenched with H₂O (100 mL), and extracted ethyl acetate (2x200 mL). The pooled organic phases were washed with brine, dried over Na₂SO₄, and then concentrated *in vacuo* to afford a yellow solid. The yellow solid was triturated with 100 ml of ethyl acetate/Hexane (2:1, v/v), and the resulting mixture was filtered. The resulting solid was rinsed with more ethyl acetate (50 ml) and compound **1C** (7.2g) was collected via filtration as a pale-yellow solid. LC/MS (m/z) = 348 (M+H)⁺.

10 **Compound 1D. Methyl 3-(1-(4-chlorophenyl)cyclopropyl)-[1,2,4]triazolo[4,3-a]pyridine-8-carboxylate**



[00173] A pressure reaction flask was charged with compound **1C** (2.5 g, 7.17 mmol), 1,3-bis(diphenylphosphino)propane (0.592 g, 1.43 mmol), triethylamine (3.00 mL, 21.5 mmol), and MeOH (50 mL). The mixture was bubbled with CO for 2 min, then sealed and charged with 25 psi of CO (gas). The reaction mixture was heated to 80 °C, where it was stirred for 24h. After this time, the MeOH was removed *in vacuo* and 20 ml of brine was added. The resulting mixture was extracted with EtOAc (3x30 ml). The combined organic layers were washed with brine, dried over Na₂SO₄, filtered and concentrated to provide the crude product. The crude product was purified by column chromatography (eluted with EtOAc/hexane (0 to 100%)) to provide compound **1D** (2.02 g) as a light yellow foam. LC/MS (m/z) = 328 (M+H)⁺.

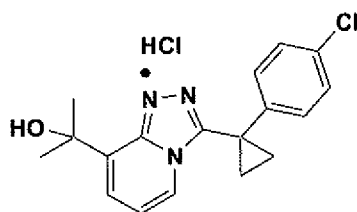
Example 1

25 **[00174]** Under a nitrogen atmosphere at RT, a microwave tube was charged with a solution of compound **1D** (131 mg, 0.40 mmol) in 3 ml of THF, followed by addition of methylmagnesium chloride (400 μL, 3 M in THF, 1.2 mmol). Upon completion of

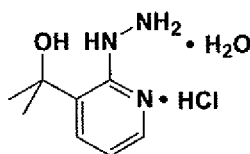
addition, the reaction was stirred at RT for 1 h, and then heated to 65 °C where it stirred for 6 h. After this time, the reaction mixture was cooled to RT. The reaction mixture was quenched with brine (3 ml) and extracted with EtOAc (3x5ml). The combined organic layers were concentrated and purified via column chromatography (40 g silica gel column, from 0% to 100% EtOAc/Hexane) to provide **Example 1** (45 mg), as a white foam. LC/MS (m/z) = 328 (M+H)⁺. ¹H NMR (400 MHz, Chloroform-*d*): δ 1.51 (dd, *J* = 6.9, 4.8 Hz, 2H), 1.66 (dd, *J* = 6.8, 4.8 Hz, 2H), 1.74 (s, 6H), 5.12 (s, 1H), 6.70 (t, *J* = 4.0 Hz, 1H), 7.04 (dt, *J* = 12, 4.0 Hz, 2H), 7.11 (d, *J* = 8.0 Hz, 1H), 7.21 (dt, *J* = 8.0, 4.0 Hz, 2H), 7.21 (d, *J* = 7.8, Hz, 1H). ¹³C NMR (100.6 MHz, Chloroform-*d*₆): δ 15.25, 19.83, 29.24, 72.04, 113.91, 121.02, 121.17, 127.75, 128.99, 132.73, 137.19, 138.37, 148.27, 149.23.

EXAMPLE 1G

2-(3-(1-(4-Chlorophenyl)cyclopropyl)-[1,2,4]triazolo[4,3-a]pyridin-8-yl)propan-2-ol HCl Salt



Compound 1E. 2-(2-Hydrazinylpyridin-3-yl)propan-2-ol Hydrochloride Monohydrate



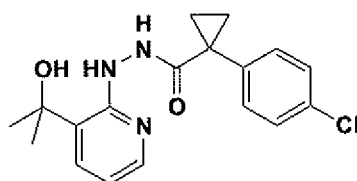
[00175] To a 2.0-liter round-bottomed flask was charged sequentially 2-(2-fluoropyridin-3-yl)propan-2-ol (60.0 g, 386.7 mmol., 1.0 equiv.), 1-propanol (120 mL) and Na₂CO₃ (43.0 g, 405.7 mmol., 1.05 equiv). Hydrazine monohydrate (96.8 g; 1930 mmol., 5.2 equiv.) was charged to the flask and the resulting mixture was heated to 92-94 °C. Once at the prescribed temperature, the reaction mixture was monitored by HPLC until the 2-(2-fluoropyridin-3-yl)propan-2-ol starting material was

consumed, which was about 24-26 h. The resulting biphasic slurry was cooled to 20 °C and then water followed by toluene (900 mL) were added. Upon completion of addition, the resulting mixture was stirred at 20 °C for ~ 10-15 minutes. After this time, the organic and aqueous phases were allowed to settle for 10 min and then the aqueous phase was separated. The organic layer was washed with 20% aqueous brine solution (450 mL) and then concentrated *in vacuo* at ~ 55-60 °C to provide a toluene solution (~ 240 mL). The toluene solution was cooled to 25 °C and 1-propanol (60 mL) was added. To the resulting solution was added a 5-6 N HCl in IPA solution (0.6 equiv.) during a 30-40 min period. Upon completion of addition, a seed of previously prepared 2-(2-hydrazinylpyridin-3-yl)propan-2-ol hydrochloride monohydrate (1.0 % wt.) and additional 5-6 N HCl in IPA solution (0.7 equiv.) were added. The resulting slurry was stirred at 20 °C for at least 12 hr and then filtered. The filter cake was washed with a mixture of 1-propanol and toluene (9:1, v/v, 200 mL x 3) and then dried *in vacuo* at the room temperature for 4-5 hrs. After this time, the filter cake was further dried under nitrogen at 40 °C for 2-3 h and then at the room temperature for about 16 hours to provide crude compound **1E** (52.1 g, 60.7% yield, HPLC purity > 99% area percent).

[00176] Compound **1E** was also recrystallized by mixing crude 2-(2-hydrazinylpyridin-3-yl)propan-2-ol hydrochloride monohydrate (25 g, 113 mmol), IPA (150 mL) and 1-propanol (100.0 mL) in a 500-mL round-bottomed flask. The resulting slurry was warmed under nitrogen to 55-60 °C where it stirred for ~5-10 minutes. After this time, toluene (100 ml) was added. The resulting mixture was seeded with 2-(2-hydrazinylpyridin-3-yl)propan-2-ol hydrochloride monohydrate (1.0 %wt.) and then additional toluene (100 mL, total toluene, 200 mL) was added (total time for complete toluene addition was 30 minutes). Upon completion of addition, the mixture was stirred for about 16 hours and then the resulting slurry was filtered. The filter cake was washed with a toluene and isopropyl alcohol solution (2:1, v/v, 25 mL x 2) and then dried in a vacuum oven at the room temperature under nitrogen sweeping for about 16 hours to provide recrystallized Compound **1E** (13.4 g, 53% recovery, melting point: 88.1-111.2 °C (dec.)). IR (KBr) 3392, 3329, 3291, 3246, 3202, 3108, 2983, 1653, 1625, 1600, 1552, 1455, 1390, 1249, 1171, 1105, 1050, 963,

940, 878, 798, 788, 765, 690, 502 cm^{-1} . ^1H NMR (400 MHz, $\text{DMSO-}d_6$): δ 1.61 (s, 6H), 6.16 (br s, 1H), 6.91 (dd, $J = 7.3, 5.4$ Hz, 1H), 7.62 (d, $J = 7.2$ Hz, 1H), 8.03 (d, $J = 3.9$ Hz, 1H), 8.93 (s, 1H), 9.65 (br s, 2H). ^{13}C NMR (100.5 MHz, $\text{DMSO-}d_6$): δ 30.0, 72.0, 115.8, 129.2, 135.2, 141.8, 153.2. HRMS Compound **1E** ($M + 1$): calcd 168.1137, found, 168.1137. Anal. Calcd. for Compound **1E**: C, 43.35; H, 7.27; N, 18.95; Cl, 15.99. Found: C, 43.53; H, 7.29; N, 19.06, Cl, 15.99.

Compound 1F. 1-(4-Chlorophenyl)- N' -(3-(2-hydroxypropan-2-yl)pyridin-2-yl)cyclopropanecarbohydrazide



10

[00177] To a slurry of 1-(4-chlorophenyl)cyclopropanecarboxylic acid (34.7 g; 177 mmoles; 1.1 equiv.) in toluene (142 mL) was added DMF (124 μL ; 1.6 mmoles; 0.01 equiv.). Upon completion of addition, the slurry was stirred at ~ 25 $^{\circ}\text{C}$ for ~ 5 minutes and then neat oxalyl chloride (14.8 mL; 167 mmoles; 1.0 equiv.) was added at room temperature over a 20 min. period. The resulting slurry was stirred for ~ 4 hr (the solids gradually dissolved as the reaction proceeded). In a separate flask, a mixture of compound **1E** (35.5 g; 160 mmoles; 1.0 equiv.) and potassium carbonate (51 g; 369 mmoles; 2.3 equiv) in THF (355 mL) was cooled to ~ 5 $^{\circ}\text{C}$. Once at the prescribed temperature, water (248 mL) was added and the biphasic mixture was stirred for 15 min. At the conclusion of this period, the acid chloride solution was transferred to the biphasic solution over a 20 minute period. Upon completion of the transfer, the reaction mixture was stirred for 30 min. The reaction mixture was analyzed by HPLC, which indicated that the reaction was complete. The aqueous layer was removed and the organic layer was washed with water (180 mL x 2) and then concentrated via vacuum distillation at ~ 60 $^{\circ}\text{C}$ to provide a rich product solution (178 mL). Toluene (70 mL) was added to the rich product solution and the resulting solution was heated to ~ 70 $^{\circ}\text{C}$. Once at the prescribed temperature, n-heptane (425 mL) was added during a 30 min. period to generate a slurry. The slurry was cooled to ~ 20 $^{\circ}\text{C}$ where it stirred for 3 hr. After this time, the slurry was filtered. The filter

15

25

cake was washed with n-heptane (142 mL) and then dried *in vacuo* at RT for 48 hr to provide crude compound **1F** (51 g, yield 92%). Crude compound **1F** was suspended in acetonitrile (770 mL) and water (35 mL), and the resulting mixture was heated to ~75 °C where it stirred for 5 minutes in order to achieve full dissolution. The resulting solution was then cooled to ~60 °C. Once at the prescribed temperature, water (280 mL) was added during a 1 hour period. The resulting slurry was cooled to ~20 °C during a 2 hr period. Once at the prescribed temperature, the slurry was stirred for two hours. The resulting solids were collected by filtration, washed with water (142 mL) and then dried *in vacuo* at ~70 °C to afford recrystallized compound **1F** (46 g, yield 83 %). HPLC purity 99.64%.

[00178] Compound **1F** was also recrystallized by suspending crude compound **1F** (17 g) in methanol (170 mL) and then heating the resulting slurry to reflux in order to achieve full dissolution. Upon dissolution, water (8.5 mL) was added and the resulting slurry was cooled to ~20 °C. Once at the prescribed temperature, the slurry was stirred for about 16 hours and then filtered. The filter cake was washed with water (68 mL) and then dried *in vacuo* at ~70 °C to provide recrystallized compound **1F** (14.1 g, yield 83 %, melting point 191 °C). IR (KBr) 3355, 3226, 2978, 1633, 1591, 1574, 1541, 1494, 1456, 1384, 1316, 1269, 1240, 1139, 1098, 978, 766, 534 cm^{-1} . ^1H NMR (400 MHz, DMSO- d_6): δ 1.07 (dd, $J = 6.9, 4.1$ Hz, 2H), 1.44 (dd, $J = 6.8, 4.0$ Hz, 2H), 1.51 (s, 6H), 5.72 (s, 1H), 6.69 (dd, $J = 7.4, 4.9$ Hz, 1H), 7.39 (dd, $J = 7.6, 1.5$ Hz, 1H), 7.43 (dt, $J = 5.6, 2.3$ Hz, 2H), 7.50 (dt, $J = 5.5, 2.3$ Hz, 2H), 7.95 (dd, $J = 4.9, 1.6$ Hz, 1H), 8.97 (d, $J = 3.2$ Hz, 1H), 9.06 (dd, $J = 3.3$ Hz, 1H). ^{13}C NMR (100.6 MHz, DMSO- d_6): δ 14.6, 28.6, 28.8, 71.1, 114.4, 127.0, 128.4, 131.6, 131.8, 132.7, 138.7, 145.3, 155.3, 169.7. MS Compound **1F** ($M + 1$): m/e , 346.15. Anal. Calcd for Compound **1F**: C, 62.52; H, 5.827; N, 12.15; Cl, 10.25. Found: C, 62.58; H, 5.78; N, 12.27, Cl, 10.26.

Example 1G

[00179] In a three-necked 50-mL round-bottomed flask, a mixture of compound **1F** (1.5 g, 4.34 mmol, 1.0 equiv.), toluene (15 mL) and acetic acid (3 mL, 3.2 g, 52.4 mmol, 12.1 equiv.) was heated to ~100-105 °C where it was stirred for no less than

35.0 hr. After this time, the mixture was analyzed by HPLC, which indicated that the reaction was > 97 % complete. The reaction mixture was distilled at atmospheric pressure to provide a residue (~ 10.0 mL). Toluene (15 mL) was added to the residue and the resulting mixture was again concentrated with atmospheric distillation to a volume of ~ 16.5 mL. The resulting mixture was cooled to 20 °C where it stirred for about 16 hours. At the conclusion of this period, the mixture was diluted with water (12 mL) and then conc. HCl (560 µL, 6.5 mmol, 1.5 equiv.) was added. The resulting mixture was stirred for ~ 10 min and then the organic layer was separated and discarded. The aqueous layer was extracted with a mixture of toluene/heptane (2:1, v/v, 6 mL). The organic layer was again separated and discarded. Toluene (15 mL) was added to the aqueous layer and the resulting aqueous biphasic mixture was cooled to ~ 5 °C. Once at the prescribed temperature, 10 N NaOH (aqueous, 950 µL; 9.5 mmoles; 2.2 equiv.) was added to adjust the pH to ~ 14. Upon completion of addition, the resulting mixture was stirred for 15 min and then the organic and aqueous layers were separated. The organic layer was washed with 10 % wt. NaCl (aqueous, 7.5 mL) and then diluted with toluene (7.5 mL). The resulting mixture was concentrated by atmospheric distillation to a final volume of ~ 13.5 mL. This solution was cooled to ~ 20 °C and then a mixture (~ 0.5 mL, 0.4 equiv.) of conc. HCl (560 µL, aqueous, 6.5 mmoles; 1.5 equiv) in IPA (1.5 mL) was slowly added followed by a seed of **Example 1G** (7.9 mg, 0.5%). To the resulting light slurry was added the remainder (~ 1.5 mL, 1.1 equiv.) of the conc. HCl/IPA mixture over a 10 minute period. Upon completion of addition, the resulting slurry was stirred at ~ 20 °C for about 16 hours. At the conclusion of this period, the slurry was filtered. The filter cake was washed with toluene (5 mL) and then dried *in vacuo* to afford crude **Example 1G**, HPLC Purity 99.29%, 1.2 g, as a white solid. Yield = 72.8%.

[00180] Alternatively, **Example 1G** can be prepared as follows:

[00181] In a 50-mL three necked round bottomed flask, a mixture of compound **1F** (1.0 g, 2.95 mmol, 1 equiv.), toluene (5.1 mL) and acetic acid (1.7 mL, 1.8 g, 29.5 mmol, 10 equiv.) was heated to ~ 100 °C for 24 hr. The mixture was diluted with toluene (15 mL). The resulting mixture was concentrated by distillation at ~ 110 °C

to provide a solution with a final volume of ~ 8.0 mL. This solution was cooled to ~ 20 °C and then a solution (~ 0.5 mL, 0.5 equiv.) of conc. HCl (540 µL, aqueous, 6.3 mmol., 2.1 equiv.) in isopropyl alcohol (1.5 mL) was added. Upon completion of addition, a seed of **Example 1G** (11.8 mg) was added to generate a light slurry. To the light slurry was added the remainder (~ 1.5 mL, 1.6 equiv.) of the conc. HCl/IPA mixture during a 3 minute period. The resulting slurry was stirred at ~ 20 °C for about 16 hours. At the conclusion of this period, the slurry was filtered. The filter cake was washed with toluene (4 mL) and then dried *in vacuo* to afford crude **Example 1G**, ~ 1.0 g, HPLC Purity 99.13%, as a white solid.

10

Preparation of Crystalline N-1 Form of Example 1G

[00182] Crude Example 1G (1.15 g) was dissolved in EtOH (7.5 mL) at ~ 65 °C. Upon dissolution, n-heptane (7.5 mL) and a seed crystal of **Example 1G** were added to generate a seed bed, and the resulting light slurry was stirred for ~ 10 min. After this time, additional n-heptane (15 mL) was added during a 15 min. period. This resulting slurry was stirred at 65 °C for 30 min and then cooled to ~ 20 °C where it stirred for no less than 16 hours. At the conclusion of this period, the slurry was filtered. The filter cake was washed with 10% ethanol in n-heptanes (5 mL) and then dried in a vacuum oven at 45 °C for about 16 hours to afford Example 1G (1.0 g, yield 63.9%) as a white solid. The material was analyzed by the methods described above to be a crystalline material. The crystalline material was assigned the N-1 form. ¹H NMR (600.1 MHz, CD₃OD-*d*₄): δ 1.74 (s, 6H), 1.74, 1.82 (overlapped, dd, *J* = 7.6, 5.1 Hz, 2H, 2H), 7.32 (d, *J* = 8.6 Hz, 2H), 7.32 (d, *J* = 8.6 Hz, 2H), 7.51 (t, *J* = 7.1 Hz, 1H), 8.02 (dd, *J* = 7.3, 0.9 Hz, 1H), 8.51 (dd, *J* = 6.8, 0.9 Hz, 1H). ¹³C NMR (125.8 MHz, CD₃OD-*d*₄): δ 16.1, 20.6, 30.5, 72.6, 119.9, 125.0, 129.6, 130.4, 133.6, 134.6, 136.3, 138.3, 144.5, 150.0.

[00183] Alternatively, the crystalline N-1 form of **Example 1G** was prepared from crude **Example 1G** as follows:

30 [00184] Crude Example 1G (~1.0 g) was dissolved in EtOH (5 mL) at ~ 65 °C. Upon dissolution, n-heptane (5 mL) was added and the resulting mixture was stirred

for ~ 10 min. to generate a seed bed. The light slurry was stirred for ~ 10 min and then additional n-heptane (7.5 mL) was added during a 15 minute period. Upon completion of addition, the slurry was stirred for 30 minutes then cooled to ~ 20 °C where it stirred for about 16 hours. At the conclusion of this period, the slurry was
5 filtered. The filter cake was washed with 10% ethanol in n-heptanes (5 mL) and then dried in a vacuum oven at 45 °C for about 16 hours to afford Example 1G (0.8 g, yield 72.4%) as a white solid. HPLC Purity 99.83% area percent. The solid was determined to have similar physical properties as described above.

10 **Preparation of Crystalline N-2 Form of Example 1G**

[00185] Crude **Example 1G** (318 mg) was dissolved in toluene (1.8 L) at 90 °C. The resulting solution was stirred at 90 °C for 30 min and then cooled slowly to 20 °C over 3 hours. Once at the prescribed temperature, the cooling bath was turned off and the resulting slurry was stirred for about 16 hours. After this time, the resulting white
15 solid was collected by filtration and dried at 30°C in a vacuum oven for about 16 hours to provide 220 mg of material. The material was analyzed by PXRD to be a crystalline material. The crystalline material was assigned to be the N-2 form.

[00186] Alternatively, the crystalline N-2 form of **Example 1G** was prepared from
20 crude **Example 1G** as follows:

[00187] Crude **Example 1G** (100 mg) was dissolved in MTBE (0.6 L) at 75 °C. The resulting solution was stirred at 75 °C for 20 minutes and then cooled slowly to 20 °C over 2.5 hours. Once at the prescribed temperature, the cooling bath was turned off and the resulting slurry was stirred for about 16 hours. After this time, the
25 resulting white solid was collected by filtration and dried at 30 °C in a vacuum oven for about 16 hours to provide a solid. The solid was determined to have similar physical properties as the N-2 form described above.

[00188] The crystalline forms of **Example 1G** were prepared and are tabulated as
30 **Examples 1G(a)** and **1G(b)** shown in Table 1 below. Said crystalline forms comprise

crystals of forms N-1 and N-2. The forms of **Example 1G** were analyzed using one or more of the testing methods described hereinabove.

TABLE 1

Example	Form	Solvents	Type
1G(a)	N-1	Butanol	Neat crystal
1G(b)	N-2	IPA/MeOH/Toluene/MTBE	Neat crystal

5

EXAMPLE 1G(a)

Single Crystal X-ray Measurements

[00189] Following the above Single Crystal Data procedure, the approximate unit cell dimensions in Angstroms (Å), as measured at a sample temperature of room temperature, as well as the crystalline cell volume (V), space group (sg), molecules per asymmetric unit, and crystal density for the N-1 form of **Example 1G** are shown below.

Cell dimensions:

15 $a = 13.5209(3)$

$b = 10.0154(2)$

$c = 13.4607(3)$

$\alpha = 90$

$\beta = 102.139(1)$

$\gamma = 90$

20 Space group: $P2_1/c$

Molecules/asymmetric unit (Z'): 1

Density, calc $\text{g}\cdot\text{cm}^{-3}$: 1.358

[00190] The unit cell parameters were obtained from single crystal X-ray crystallographic analysis according to the procedure described in Stout et al., *X-Ray Structure Determination: A Practical Guide* (MacMillian, 1968), previously herein incorporated by reference.

[00191] A moisture sorption study indicates that the Form N-1 is non-hygroscopic in the range from about 25 to about 75% RH at 25°C. Figure 4 shows a moisture sorption isotherm analysis of the N-1 crystalline form of **Example 1G**.

5 Powder X-ray Diffraction

[00192] X-ray powder diffraction (PXRD) data were obtained using the PXRD procedure described hereinabove. Table 2a and Figure 1 show the PXRD data for the N-1 crystalline form for **Example 1G**.

10

TABLE 2a

Characteristic diffraction peak positions (degrees $2\theta \pm 0.1$) @ RT, based on a high quality pattern collected with a diffractometer (CuK α) with a spinning capillary with 2θ calibrated with a NIST other suitable standard

Peak No.	2-Theta (°)
1	6.7
2	11.1
3	13.4
4	13.7
5	16.3
6	19.1
7	19.6
8	22.3
9	24.6

15 Differential Scanning Calorimetry (DSC)

[00193] Differential scanning calorimetry was conducted for each crystalline form using a TA Instruments™ model Q1000. For each analysis, the DSC cell/sample chamber was purged with 50 mL/min from above of ultra-high purity nitrogen gas. The instrument was calibrated with high purity indium. The heating rate was 10°C
20 per minute in the temperature range between 25 and 300°C. The heat flow, which was normalized by sample weight, was plotted versus the measured sample temperature. The data were reported in units of watts/gram (“W/g”). The plot was made with the endothermic peaks pointing down. Figure 2 shows the DSC

thermogram for the N-1 crystal form of **Example 1G**, which was observed to have an endothermic transition above ca. 150°C.

Thermogravimetric Analysis (TGA)

- 5 [00194] Thermogravimetric analysis was conducted using the procedure described above. Figure 3 shows the TGA curve for the N-1 crystal form of **Example 1G**, which has a negligible weight loss up to about 100°C.

EXAMPLE 1G(b)

10 **Single Crystal X-ray Measurements**

- [00195] Following the above Single Crystal Data procedure, the approximate unit cell dimensions in Angstroms (Å), as measured at a sample temperature of room temperature, as well as the crystalline cell volume (V), space group (sg), molecules per asymmetric unit, and crystal density for the N-2 form of **Example 1G** are shown
15 below.

Cell dimensions:

$$a = 12.908(4)$$

$$b = 12.813(4)$$

$$c = 10.959(2)$$

20 $\alpha = 90$

$$\beta = 90$$

$$\gamma = 90$$

Space group: $Pca2_1$

Molecules/asymmetric unit (Z'): 1

25 Density, calc $\text{g}\cdot\text{cm}^{-3}$: 1.335

- [00196] The unit cell parameters were obtained from single crystal X-ray crystallographic analysis according to the procedure described in Stout et al., *X-Ray Structure Determination: A Practical Guide* (MacMillan, 1968), previously herein
30 incorporated by reference.

Powder X-ray Diffraction

[00197] X-ray powder diffraction (PXRD) data were obtained using the PXRD procedure described hereinabove. Table 2b and Figure 5 show the PXRD data for the N-2 crystalline form for **Example 1G**.

5

TABLE 2b

Characteristic diffraction peak positions (degrees $2\theta \pm 0.1$) @ RT, based on a high quality pattern collected with a diffractometer ($\text{CuK}\alpha$) with a spinning capillary with 2θ calibrated with a NIST other suitable standard

Peak No.	2-Theta ($^{\circ}$)
1	6.9
2	13.7
3	15.4
4	17.4
5	21.2
6	22.4
7	23.3

10 **Differential Scanning Calorimetry (DSC)**

[00198] Differential scanning calorimetry was conducted for each crystalline form using a TA Instruments™ model Q1000. For each analysis, the DSC cell/sample chamber was purged with 50 mL/min from above of ultra-high purity nitrogen gas. The instrument was calibrated with high purity indium. The heating rate was 10°C per minute in the temperature range between 25 and 300°C. The heat flow, which was normalized by sample weight, was plotted versus the measured sample temperature. The data were reported in units of watts/gram (“W/g”). The plot was made with the endothermic peaks pointing down. Figure 6 shows the DSC thermogram for the N-2 crystal form of **Example 1G**, which was observed to have an endothermic transition above ca. 150 °C.

20

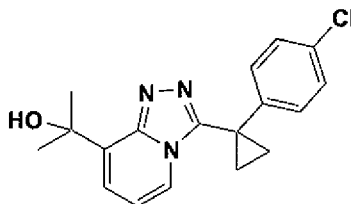
Thermogravimetric Analysis (TGA)

[00199] Thermogravimetric analysis was conducted using the procedure described above. Figure 7 shows the TGA curve for the N-2 crystal form of **Example 1G**, which has a negligible weight loss up to about 100°C.

25

EXAMPLE 1H

2-(3-(1-(4-Chlorophenyl)cyclopropyl)-[1,2,4]triazolo[4,3-a]pyridin-8-yl)propan-2-ol Bisulfate Salt



5

[00200] In order to affect dissolution, an aqueous sulfuric acid solution (~ 5:1 v/v) was added to a half-dram vial containing crude Example 1 at room temperature. A solid precipitated without agitation within a minute of the addition of the aqueous sulfuric acid solution. The resulting solid was collected by filtration to afford

10 **Example 1H** as a white solid. The material was analyzed by one or more of the methods described above to be a crystalline material. The crystalline material was assigned the N-1 form.

Single Crystal X-ray Measurements

15 [00201] Following the above Single Crystal Data procedure, the approximate unit cell dimensions in Angstroms (Å), as measured at a sample temperature of room temperature, as well as the crystalline cell volume (V), space group (sg), molecules per asymmetric unit, and crystal density for the N-1 form of **Example 1H** are shown below.

20 Cell dimensions:

$$a = 10.016(1)$$

$$b = 19.772(3)$$

$$c = 10.169(1)$$

$$\alpha = 90$$

25 $\beta = 103.454(7)$

$$\gamma = 90$$

Space group: $P2_1/c$

Molecules/asymmetric unit (Z'): 1

Density, calc $\text{g}\cdot\text{cm}^{-3}$: 1.444

[00202] The unit cell parameters were obtained from single crystal X-ray crystallographic analysis according to the procedure described in Stout et al., *X-Ray Structure Determination: A Practical Guide* (MacMillan, 1968).

5

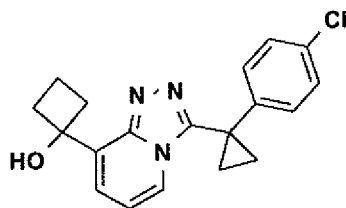
Powder X-ray Diffraction

[00203] X-ray powder diffraction (PXRD) data were obtained using the PXRD procedure described hereinabove. Figure 8 shows the PXRD data for the N-1 crystalline form for **Example 1H**.

10

EXAMPLE 2

1-(3-(1-(4-Chlorophenyl)cyclopropyl)-[1,2,4]triazolo[4,3-a]pyridine-8-yl)cyclobutanol TFA Salt



15 [00204] To a suspension of **1C** (70 mg, 0.2 mmol) in 2 ml of THF at -10 °C was slowly added iso-propylmagnesium chloride lithium chloride complex (0.602 ml, 0.602 mmol). Upon completion of addition, the mixture was stirred at -10 °C (briefly warmed to 0 °C) for 1 h, and then cyclobutanone (70.4 mg, 1.0 mmol) was added quickly. The reaction mixture was stirred at -10 °C for 30 min, and then slowly

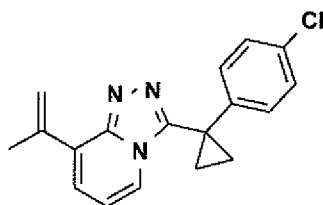
20 warmed to rt where it was stirred for 3h. After this time, the reaction mixture was quenched with water and extracted with EtOAc (3x5ml). The combined organic layers were concentrated, and the crude product was purified via prep-HPLC (H₂O/CH₃CN/TFA, 20% to 100% B, 30 x 100 Luna column) to obtain **Example 2** (15 mg, 16%) as an oil (TFA salt). LC/MS (m/z) = 340 (M+H)⁺. HPLC Purity >95%.

25

EXAMPLE 3

3-(1-(4-Chlorophenyl)cyclopropyl)-8-(prop-1-en-2-yl)-

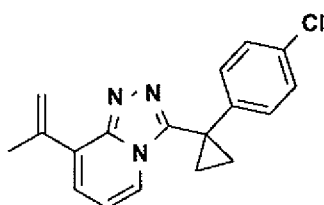
[1,2,4]triazolo[4,3-a]pyridine TFA Salt



[00205] Argon was vigorously bubbled through a stirring mixture of compound **1C** (0.070 g, 0.201 mmol), boronic ester 4,4,5,5-tetramethyl-2-(prop-1-en-2-yl)-1,3,2-dioxaborolane (0.038 mL, 0.201 mmol), and K_3PO_4 (0.107 g, 0.502 mmol) in THF (2 mL) for 5 min. After this time, $PdCl_2(dppf)-CH_2Cl_2$ (0.016 g, 0.020 mmol) was added. Upon completion of addition, the reaction vessel was flushed with argon, capped, and then heated to 90 °C for 20 h. At the conclusion of this period, the reaction mixture was cooled to rt and filtered to collect the crude product. The crude compound was purified by prep-HPLC ($H_2O/CH_3CN/TFA$, 20% to 100% B, 30 x 100 Luna column) to obtain **Example 3** (30 mg, 48%) as an oil (TFA salt). LC/MS (m/z) = 310 (M+H)⁺. HPLC Purity >95%.

EXAMPLE 3B

15 **3-(1-(4-Chlorophenyl)cyclopropyl)-8-(prop-1-en-2-yl)-[1,2,4]triazolo[4,3-a]pyridine**



[00206] To a slurry of compound **1F** (15.1 g; 43.6 mmol; 1 equiv.) in toluene (135 mL) was added phosphoryl chloride (21 mL, 224 mmol, 5.1 equiv.) over a 5 min period. Upon the completion of addition, the reaction mixture was heated to 95 °C where it was held for 22 hr. After this time, the reaction mixture was concentrated under vacuum distillation to a volume of ~ 45 mL. Acetonitrile (150 mL) was added to the residual solution. The resulting solution was concentrated by distillation at atmospheric pressure to a minimum volume and then acetonitrile (60 mL) was added to bring the final volume to ~ 105 mL. The resulting organic solution was cooled to ~

5 °C and a solution of potassium carbonate (aq, 13.3 g, 95.3 mmol, 2.2 equiv.) in water (260 mL) was added to provide a slurry. The slurry was warmed to ~ 20 °C where it stirred for 18 hr. At the conclusion of this period, the slurry was filtered. The filter cake was washed with water (75 mL) and dried *in vacuo* for ~ 3 hr to provide the crude product (12.1 g).

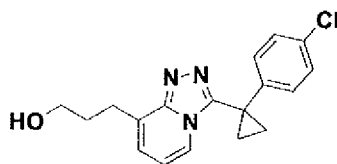
[00207] The crude product was added to a flask followed by toluene (50 mL). The resulting mixture was stirred for 20 min in order to achieve full dissolution. Upon full dissolution, a mixture of concentrated hydrochloric acid (4.3 mL, 50.1 mmol, 1.2 equiv.) and isopropyl alcohol (15 mL) was added to the solution over a 15 min period.

The resulting HCl salt slurry was stirred at ~ 20 °C for 18 hr. The resulting solid was collected by filtration, washed with toluene (25 mL), and then dried *in vacuo* for 3 hr to provide **Example 3B** as the HCl salt (11.2 g). The HCl salt was transferred to a flask and then acetonitrile (45 mL) and water (45 mL) were added. The resulting mixture was stirred for ~ 5 min in order to achieve full dissolution and then cooled to ~ 5 °C. Once at the prescribed temperature, a solution of potassium carbonate (7 g, 50.1 mmol, 1.2 equiv.) and water (90 mL) was added over a 15 min period. The resulting slurry was stirred for 30 min at room temperature. The resulting solid was collected by filtration, washed with water (60 mL) and then dried *in vacuo* at room temperature for 48 hr to provide **Example 3B** as the free base (9.5 g). The free base (9.5 g) was dissolved in acetonitrile (45 mL) at ~ 40 °C. Upon completion of dissolution, the solution was cooled to ~ 20 °C and water (90 mL, 6 vols) was added. Upon completion of addition, the resulting slurry was stirred for ~ 3 hr. After this time, the resulting solid was collected by filtration, washed with water (45 mL) and then dried *in vacuo* at 70 °C for about 18 hours to provide recrystallized **Example 3B** (yield: 8.5 g, 63 %. Purity, 99.61 %, melting point 128.9 °C). IR (KBr) 3099, 3025, 1630, 1601, 1484, 1451, 1368, 1325, 1107, 1091, 1044, 1007, 924, 916, 749, 675, 531 cm⁻¹. ¹H NMR (400 MHz, CDCl₃): δ 1.47-1.60 (m, 2H), 1.66-1.78 (m, 2H), 2.30 (s, 3H), 5.63 (br s, 1H), 6.75 (t, *J* = 6.9 Hz, 1H), 6.78 (s, 1H), 7.18 (s, 1H), 7.16-7.27 (m, 3H), 6.99-7.10 (m, 2H), 7.74 (d, *J* = 6.1, 1H). ¹³C NMR (100.6 MHz, CDCl₃): δ 15.4, 19.8, 22.0, 113.6, 121.0, 121.4, 123.5, 127.6, 128.9, 129.9, 132.6, 137.3, 138.7, 148.4,

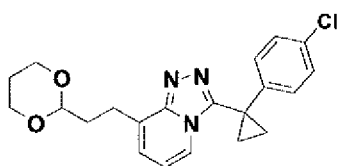
149.3. Mass $C_{18}H_{17}ClN_3$ ($M + 1$): m/e , 310.13. Anal. Calcd for $C_{18}H_{16}ClN_3$: C, 69.79; H, 5.21; N, 13.56; Cl, 11.44. Found: C, 69.44; H, 5.02; N, 13.48, Cl, 11.45.

EXAMPLE 4

5 **3-(3-(1-(4-Chlorophenyl)cyclopropyl)-[1,2,4]triazolo[4,3-a]pyridine-8-yl)propan-1-ol**

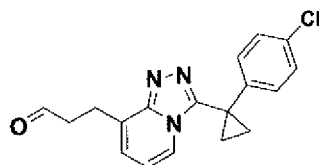


10 **Compound 4A. 8-(2-(1,3-Dioxan-2-yl)ethyl)-3-(1-(4-chlorophenyl)cyclopropyl)-[1,2,4]triazolo[4,3-a]pyridine**



[00208] To a solution of zinc chloride (274 mg, 2.0 mmol) in THF (4 mL) was added (2-(1,3-dioxan-2-yl)ethyl)magnesium bromide (8.8 mL, 4.4 mmol, 0.5M THF) to provide bis(2-(1,3 dioxan-2-yl)ethyl)zinc. In a separate reaction vessel, a mixture of compound 1C (348.6 mg, 1.0 mmol) and potassium carbonate (276 mg, 2.0 mmol) in DMF (5 mL) was stirred at rt for 3h. After this time, argon was bubbled through the mixture for 5 minutes and then the bis(2-(1,3 dioxan-2-yl)ethyl)zinc and Pd(dppf)Cl₂[CH₂Cl₂] (81.7 mg, 0.10 mmol) were added. Upon completion of addition, the reaction vessel was flushed with argon, capped, and then heated at 90 °C for 16h. After this time, the reaction mixture was partitioned between diethyl ether and water and stirred vigorously for 15 minutes. The organic phase was separated, dried over Na₂SO₄ and concentrated *in vacuo* to yield a residue. The residue was purified via flash chromatography (SiO₂, 0-100% ethyl acetate / hexanes) followed by purification via preparative HPLC (Phenomenex Axia Luna column (30 x 100 mm); 0-100% B over 15 min, then 3 min B hold @ 40 mL/min; Solvent A = 10% MeCN, 90% H₂O; Solvent B = 90% MeCN, 10% H₂O) to afford compound 4A (289 mg, 75%) as a pale-yellow foam. LC/MS (m/z) = 384 ($M+H$)⁺.

Compound 4B. 3-(3-(1-(4-Chlorophenyl)cyclopropyl)-[1,2,4]triazolo[4,3-a]pyridine-8-yl)propanol



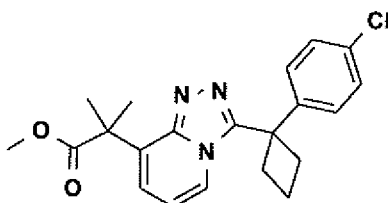
5 [00209] To a solution of compound **4A** (96.0 mg, 0.25 mmol) in acetone (2.5 mL) was added sulfuric acid (111 μ L, 1.0 mmol, 9M). The resulting mixture was heated to reflux where it was stirred for 2h. After this time, the reaction mixture was partitioned between ethyl acetate and 50% saturated aqueous sodium bicarbonate and then solid sodium chloride was added until the aqueous phase was saturated. The
10 organic phase was separated, dried over Na_2SO_4 , and concentrated *in vacuo* to yield a residue. The residue was purified via flash chromatography (SiO_2 , 0-100% ethyl acetate / hexanes) to provide compound **4B** (95.6 mg, 73%) as an off-white foam.

Example 4

15 [00210] To a 0 $^\circ\text{C}$ solution of compound **4B** (32.6 mg, 0.1 mmol) in THF (1 mL) was added sodium borohydride (3.9 mg, 0.1 mmol) in one portion. Upon completion of addition, the reaction mixture was stirred for 1h. After this time, a 50% saturated aqueous ammonium chloride (1 mL) was added and the resulting mixture was stirred vigorously for 1h. At the conclusion of this period, ethyl acetate (2 mL) was added,
20 and the organic layer was separated, dried over Na_2SO_4 , and then concentrated *in vacuo* to yield a residue. The residue was purified via preparative HPLC (Phenomenex Axia Luna column (30 x 100 mm); 0-100% B over 15 min, then 3 min B hold @ 40 mL/min; Solvent A = 10% MeCN, 90% H_2O with 0.1% TFA; Solvent B = 90% MeCN, 10% H_2O with 0.1% TFA), and the desired fractions were collected,
25 washed with saturated aqueous NaHCO_3 and then concentrated to afford **Example 4** (9.5 mg, 29%) as a pale-yellow foam. LC/MS (m/z) = 328 (M+H) $^+$. HPLC Purity >95%.

EXAMPLE 5

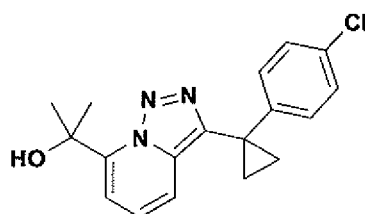
Methyl 2-(3-(1-(4-chlorophenyl)cyclobutyl)-[1,2,4]triazolo[4,3-a]pyridine-8-yl)-2-methylpropanoate



5 [00211] To a crimp-top microwave vial was added 8-bromo-3-(1-(4-chlorophenyl)cyclobutyl)-[1,2,4]triazolo[4,3-a]pyridine (50 mg, 0.14 mmol) (prepared in a manner similar to **Example 1**), ZnF_2 (7.2 mg, 0.069 mmol), and $Pd(dba)_2$ (7.9 mg, 0.014 mmol). The vial was flushed with argon, and then $P(tBu)_3$ (28 μ L, 1.0 M, 0.028 mmol), (1-methoxy-2-methylprop-1-enyloxy)trimethylsilane (36 mg, 0.207 mmol),
10 and DMF (1mL) were added. The vial was capped and heated at 80 °C for 16 h. After this time, the reaction mixture was cooled to room temperature and partitioned between ethyl acetate/ Et_2O (1:1) and water. The organic phase was separated, dried over Na_2SO_4 , and concentrated *in vacuo* to yield a residue. The residue was purified by prep HPLC (Phenomenex Axia Luna column (30 x 100 mm); 50-70% B over 15
15 min, then 3 min B hold @ 40 mL/min; Solvent A = 10% MeOH, 90% H_2O , 0.1% TFA; Solvent B = 90% MeOH, 10% H_2O , 0.1% TFA). The fractions containing product were neutralized *via* passage (gravity) through a bicarbonate cartridge (PolymerLabs, PL- HCO_3 MP-Resin, 0.36 mmol, one cartridge per 18mL tube) and then concentrated to provide **Example 5** (16 mg, 30%) as a white foam. LC/MS
20 (m/z) = 384 (M+H)⁺. HPLC Purity >95%.

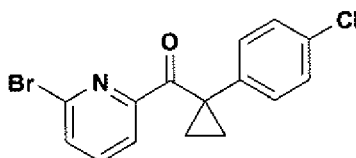
EXAMPLE 6

2-(3-(1-(4-Chlorophenyl)cyclopropyl)-[1,2,3]triazolo[1,5-a]pyridin-7-yl)propan-2-ol



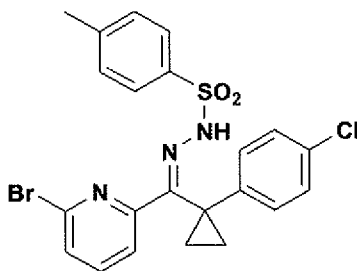
25

Compound 6A. (6-Bromopyridin-2-yl)(1-(4-chlorophenyl)cyclopropyl)-methanone



5 [00212] To a dry 250 mL round bottom flask was added 15 mL of THF and 2.5 M *n*-BuLi (8.4 mL, 21.1 mmol). The flask was cooled to -78 °C and to it was added a solution of 2,6-dibromopyridine (5 g, 21.1 mmol) in 40 mL of THF, dropwise via addition funnel, under nitrogen atmosphere. Upon completion of addition, the mixture was stirred for an additional 15 min at -78 °C. To the resulting dark green
10 solution at -78 °C was added 1-(4-chlorophenyl)cyclopropanecarbonitrile (4.5 g, 25.3 mmol) over 1 min. The reaction mixture was then allowed to warm to room temperature and to it was added 6N HCl (27.5 mL, 165 mmol) and the reaction mixture was heated to reflux for 10 min, followed by stirring at room temperature for 1.5 h. The solution was then made basic by addition of 1N NaOH at 0 °C. The
15 organic layer was separated and the aqueous layer was extracted with EtOAc (3 x 50 mL). The combined organic layers were dried (MgSO₄) and concentrated *in vacuo* to yield 8.7 g of crude material as an orange oil, which was purified by flash chromatography over 330 g of silica gel (eluted with Hexanes:EtOAc 95:5) to give compound 6A (3.3 g, 47% yield) as a white solid. ¹H NMR: δ 7.62 (d, *J* = 8 Hz, 1H),
20 7.47 (t, *J* = 8 Hz, 1H), 7.37 (d, *J* = 8 Hz, 1H), 7.24 (d, *J* = 8 Hz, 2H), 7.13 (d, *J* = 8 Hz, 2H), 1.79-1.76 (m, 2H), 1.30-1.28 (m, 2H). LC/MS (*m/z*) = 338 (M + H)⁺.

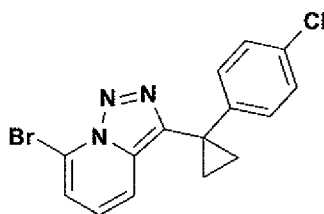
Compound 6B. (E)-N'-((6-Bromopyridin-2-yl)(1-(4-chlorophenyl)cyclopropyl)methylene)-4-methylbenzenesulfonohydrazide



25

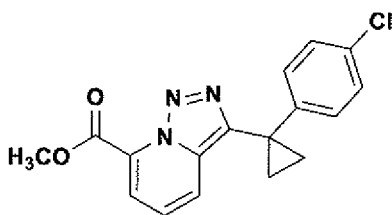
[00213] To a 25 mL round bottom flask was added compound **6A** (0.12 g, 0.36 mmol), p-toluenesulfonylhydrazide (0.07 g, 0.36 mmol) and 0.7 mL of methanol. The reaction mixture was stirred at 65 °C for 6 h, cooled to room temperature, and the solid was isolated by vacuum filtration to afford compound **6B** (0.13 g, 71% yield) as a white powder. ¹H NMR: δ 13.34 (s, 1H), 7.90 (d, *J* = 8 Hz, 2H), 7.51-7.50 (m, 2H), 7.42-7.40 (m, 1H), 7.31 (d, *J* = 8 Hz, 2H), 7.08 (d, *J* = 9 Hz, 2H), 6.90 (d, *J* = 9, 2H), 2.43 (s, 3H), 1.36 (dd, *J* = 2, 7 Hz, 2H), 1.22 (dd, *J* = 2, 7, 2H). LC/MS (*m/z*) = 506 (M + H)⁺.

10 **Compound 6C. 7-Bromo-3-(1-(4-chlorophenyl)cyclopropyl)-[1,2,3]triazolo[1,5-a]pyridine**



[00214] To a solution of compound **6B** (0.68 g, 1.3 mmol) in 13 mL of dichloromethane was added iodobenzene diacetate (0.65 g, 2.0 mmol) at room temperature. The reaction mixture was stirred at room temperature for 45 min. After this time, the solvent was removed *in vacuo*, 3 mL of methanol was added and the resulting solid was isolated by vacuum filtration to yield compound **6C** (125 mg, 27% yield) as an off-white solid. ¹H NMR: δ 7.28 (s, 4H), 7.16 (dd, *J* = 1, 7 Hz, 1H), 7.05 (dd, 1, 9 Hz, 1H), 6.94 (dd, *J* = 2, 7 Hz, 1H), 1.70 (dd, *J* = 2, 7 Hz, 2H), 1.43 (dd, *J* = 3, 7 Hz, 2H). LC/MS (*m/z*) = 350 (M + H)⁺.

Compound 6D. Methyl 3-(1-(4-chlorophenyl)cyclopropyl)-[1,2,3]triazolo[1,5-a]pyridine-7-carboxylate



[00215] To a 50 mL pressure vessel was added compound **6C** (50 mg, 0.14 mmol), 1,3-bis(diphenylphosphino)propane (11.8 mg, 0.03 mmol), palladium(II) acetate (6.4 mg, 0.03 mmol), 4 mL of methanol and triethylamine (0.06 mL, 0.43 mmol). The vessel was sealed, bubbled with CO for 5 min, and then pressurized to 25 PSI with CO. The reaction mixture was stirred at 50 °C for 17 h under 25 PSI of CO. The mixture was cooled to room temperature, diluted with methanol, filtered through a pad of Celite and concentrated *in vacuo*. The residue was partitioned between 20 mL of EtOAc and 10 mL of brine. The organic layer was washed with (2 x 5 mL) water, dried over MgSO₄ and concentrated *in vacuo* to yield a residue. The residue was dissolved in acetonitrile, filtered and purified by reverse phase HPLC (Phen Luna 5u C18 column, 30 min gradient from 20%-100% B. A = H₂O/CH₃CN/TFA 90:10:0.1. B = CH₃CN/H₂O/TFA 90:10:0.1), with a flow rate of 20 mL/min. The desired fractions were concentrated *in vacuo* to yield compound **6D** (32.2 mg, 68% yield) as a bright yellow solid. ¹H NMR (methanol-*d*₃): δ 7.75 (d, *J* = 7 Hz, 1H), 7.54 (d, *J* = 9 Hz, 1H), 7.25-7.18 (m, 5H), 3.96 (s, 3H), 1.51 (dd, *J* = 2, 7 Hz, 2H), 1.39 (dd, *J* = 3, 7 Hz, 2H). LC/MS (*m/z*) = 328 (M + H)⁺.

Example 6

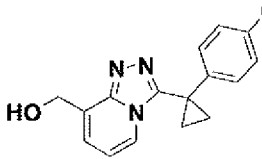
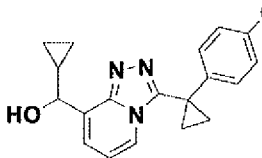
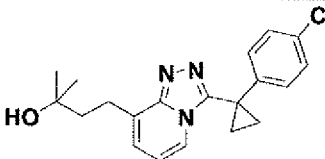
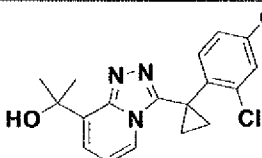
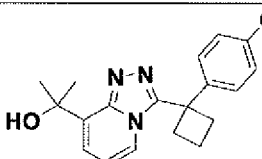
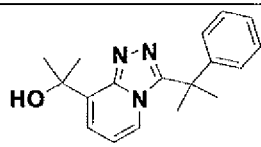
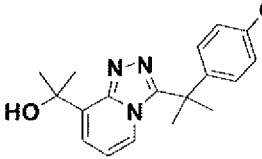
[00216] To a solution of compound **6D** (0.03 g, 0.09 mmol) in 2 mL of THF was added methylmagnesium chloride (0.09 mL, 0.28 mmol) dropwise over a period of 2 min, under nitrogen atmosphere. The reaction mixture was stirred at room temperature for 1 h. After this time, the reaction mixture was quenched with 4 mL of saturated aqueous sodium chloride, the organic layer was separated, and the aqueous layer was extracted (3 x 5 mL) EtOAc. The combined organic layers were dried over MgSO₄ and concentrated *in vacuo* to give the crude alcohol as an off-white solid. The solid was dissolved in methanol, filtered and purified by reverse phase HPLC (Phen Luna 5u C18 column, 30 min gradient from 20%-100% B. A = H₂O/CH₃CN 90:10. B = CH₃CN/H₂O 90:10) with a flow rate of 30 mL/min. The desired fractions were concentrated *in vacuo* to yield **Example 6** (17.2 mg, 57% yield) as a white solid. ¹H NMR: δ 7.24-7.19 (m, 4H), 7.02-6.98 (m, 2H), 6.80 (dd, *J* = 2, 7 Hz, 1H), 1.75 (s,

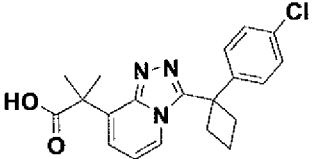
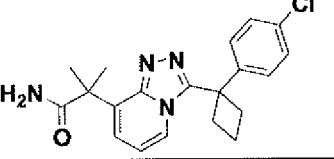
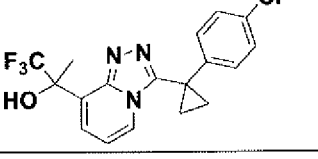
6H), 1.60 (dd, $J = 3, 7$ Hz, 2H), 1.36 (dd, $J = 2, 7$ Hz, 2H). The carbinol hydroxyl proton is not observed in the ^1H NMR. LC/MS (m/z) = 328/330 ($\text{M} + \text{H}$) $^+$.

EXAMPLES 7 TO 16

- 5 [00217] **Examples 7 to 16** in Table 3 were synthesized according to the procedures described above, or by other similar methods known to one skilled in the art, with other appropriate reagents.

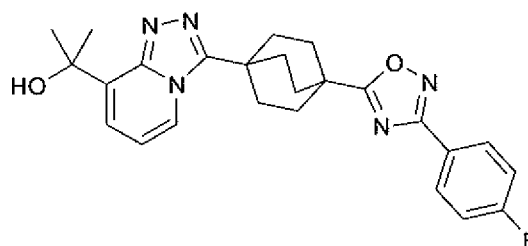
TABLE 3

Example	Structure	LC/MS (ES+, M+H)	HPLC purity (%)
7		300	>95
8		340	>95
9		356	>95
10		362	>95
11		342	>95
12		296	>95
13		330	>95

Example	Structure	LC/MS (ES+, M+H)	HPLC purity (%)
14		370	>95
15		369	>95
16		382	>95

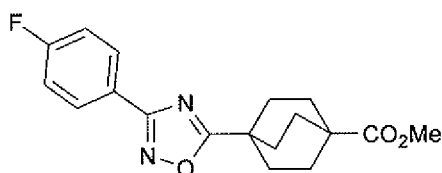
EXAMPLE 17

2-(3-(4-(3-(4-Fluorophenyl)-1,2,4-oxadiazol-5-yl)bicyclo[2.2.2]octan-1-yl)-[1,2,4]triazolo[4,3-a]pyridin-8-yl)propan-2-ol



5

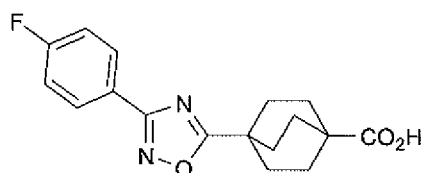
Compound 17A. Methyl 4-(3-(4-fluorophenyl)-1,2,4-oxadiazol-5-yl)bicyclo[2.2.2]octane-1-carboxylate



- 10 **[00218]** To a suspension of 4-(methoxycarbonyl)bicyclo[2.2.2]octane-1-carboxylic acid (3.9 g, 18.2 mmol) in 60 mL of dichloromethane was added *N,N'*-carbonyldiimidazole (4.4 g, 27.3 mmol) at room temperature. The reaction mixture was stirred at room temperature for 1 h, then 4-fluoro-*N'*-hydroxybenzimidamide (5.0 g, 32.4 mmol) was added, followed by stirring at room temperature for 8 h. After this

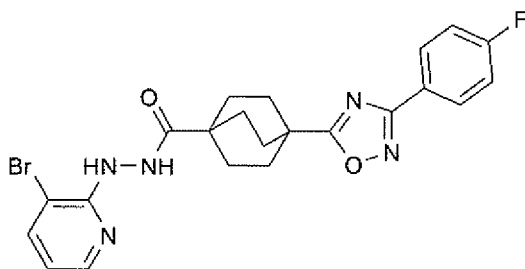
time, the mixture was concentrated *in vacuo*, diluted in 40 mL of toluene and stirred at reflux for 16 h. After this time, the reaction mixture was cooled to room temperature, diluted with 100 mL of ethyl acetate and washed with 30 mL of brine. The organic layer was separated, dried over MgSO₄ and concentrated *in vacuo*. The resulting crude material was purified by flash chromatography over 330 g of silica gel (elution with 0-20% ethyl acetate in hexanes) to afford compound **17A** (3.0 g, 9.1 mmol, 50%) as a white solid. LCMS (m/z) = 331 (M+H)⁺.

Compound 17B. 4-(3-(4-Fluorophenyl)-1,2,4-oxadiazol-5-yl)bicyclo[2.2.2]octane-1-carboxylic acid



[00219] To a suspension of compound **17A** (3.0 g, 9.1 mmol) in 7 mL of methanol was added 4M aqueous LiOH (2.4 mL, 9.6 mmol) at room temperature. Upon completion of addition, the reaction mixture was stirred heated to 65 °C where it stirred for 3 h. At the conclusion of this period, the reaction mixture was cooled to room temperature and then concentrated *in vacuo*. The resulting aqueous residue was partitioned between ethyl acetate and water. The pH was adjusted to 1 by addition of concentrated. HCl. The organic layer was separated and the aqueous layer was extracted (3 x 15 mL) with ethyl acetate. The combined organic layers were dried over Na₂SO₄ and concentrated *in vacuo* to give compound **17B** (2.8 g, 8.9 mmol, 97%) as a white solid. LCMS (m/z) = 315 (M-H)⁻.

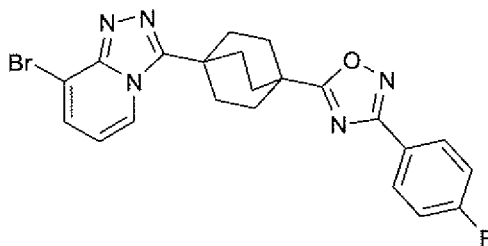
Compound 17C. N'-(3-Bromopyridin-2-yl)-4-(3-(4-fluorophenyl)-1,2,4-oxadiazol-5-yl)bicyclo[2.2.2]octane-1-carbohydrazide



25

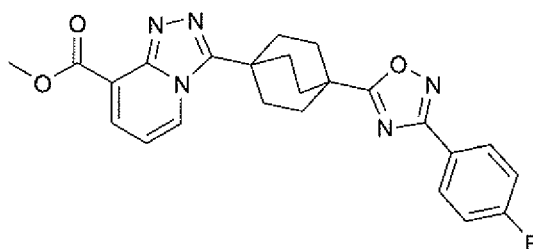
[00220] To a solution of compound **17B** (1.0 g, 3.2 mmol) in 25 mL of dry tetrahydrofuran was added NMM (0.65 mL, 5.9 mmol) at room temperature. Upon completion of addition, the solution was cooled to 0 °C and ethyl carbonochloridate (0.38 mL, 3.95 mmol) was added dropwise. The resulting mixture was stirred at 0 °C for 30 min, and then 3-bromo-2-hydrazinylpyridine (compound **1A**, 1.49 g, 3.95 mmol) was added in one portion. The reaction mixture was stirred at 0 °C for 30 min, and then at room temperature for 2.5 h. After this time, the reaction mixture was quenched with water. The organic layer was separated, dried over MgSO₄ and concentrated *in vacuo*. The resulting crude residue was purified by flash chromatography over 120 g of silica gel (gradient elution with 0-40% ethyl acetate in hexanes) to give compound **17C** (0.73 g, 1.5 mmol, 47%) as a white solid. LCMS (m/z) = 488 (M+H)⁺.

Compound 17D. 5-(4-(8-Bromo-[1,2,4]triazolo[4,3-a]pyridin-3-yl)bicyclo[2.2.2]octan-1-yl)-3-(4-fluorophenyl)-1,2,4-oxadiazole



[00221] To a solution of compound **17C** (0.73 g, 1.5 mmol) in 22 mL of a 2.7:1 mixture of tetrahydrofuran and carbon tetrachloride, cooled to 0 °C, was added DIEA (2.1 mL, 12.0 mmol) followed by dropwise addition of triethylphosphine (0.67 mL, 4.5 mmol). The resulting bright yellow suspension was stirred at 0 °C for 1.5 h, at which point HPLC indicated that the starting material had been consumed. The reaction mixture was then quenched with water, and the organic layer was separated, dried over MgSO₄ and was concentrated *in vacuo* to yield the crude material. The crude material was taken up in 5 mL of methanol, and the resulting solid was isolated by vacuum filtration and then washed with cold methanol to yield compound **17D** (0.48 g, 1.02 mmol, 68%) as a yellow solid. LCMS (m/z) = 470 (M+H)⁺.

Compound 17E. Methyl 3-(4-(3-(4-fluorophenyl)-1,2,4-oxadiazol-5-yl)bicyclo[2.2.2]octan-1-yl)-[1,2,4]triazolo[4,3-a]pyridine-8-carboxylate



[00222] To a pressure vessel was added compound **17D** (0.4 g, 0.85 mmol), 17 mL
5 of methanol, 1,3-bis(diphenylphosphino)propane (0.07 g, 0.17 mmol), palladium(II)
acetate (0.038 g, 0.17 mmol) and triethylamine (0.36 mL, 2.6 mmol). The pressure
vessel was evacuated and then charged with 25 PSI of CO at room temperature. The
reaction mixture was then heated to 60 °C where it stirred for 18 h. After this time,
the reaction mixture was cooled to room temperature. Once at the prescribed
10 temperature, the reaction mixture was diluted with methanol, filtered through a pad of
Celite and concentrated *in vacuo* to yield a residue. The residue was partitioned
between 100 mL of ethyl acetate and 50 mL of brine. The organic layer was washed
(2 x 25 mL) with water, dried over MgSO₄ and concentrated *in vacuo* to yield the
crude product. The crude product was purified by flash chromatography over 40 g of
15 silica gel (gradient elution with 0-100% ethyl acetate in hexanes) to provide
compound **17E** (0.35 g, 0.79 mmol, 93%) as a white solid. LCMS (m/z) = 448
(M+H)⁺.

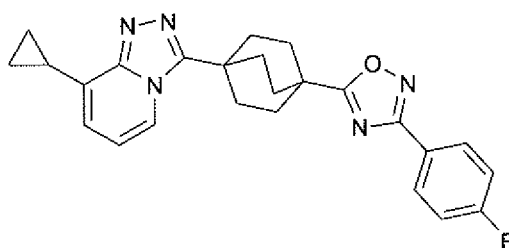
Example 17

20 [00223] To a solution of Compound **17E** (100 mg, 0.22 mmol) in 4.5 mL of
tetrahydrofuran was added dropwise a 3M THF solution of methylmagnesium
chloride (447 μL, 1.34 mmol) at room temperature. Upon completion of addition, the
reaction mixture was stirred at room temperature for 2 h, and then an additional 6 eq
of methylmagnesium chloride was added. After 30 min, the reaction mixture was
25 analyzed by HPLC, which showed that the ketone had been consumed. The reaction
mixture was then quenched with 10 mL of saturated aqueous sodium chloride, 10 mL
of saturated aqueous ammonium chloride and then ethyl acetate was added until two
clear phases emerged. The organic layer was separated and the aqueous layer was

extracted (3 x 10 mL) with ethyl acetate. The combined organic layers were dried over MgSO₄ and concentrated *in vacuo* to yield the crude material. The crude material was purified by flash chromatography over 40 g of silica gel (elution with 0-100% ethyl acetate in hexanes) to yield **Example 17** (50 mg, 0.11 mmol, 50%) as a white solid. LCMS (m/z) = 470 (M+H)⁺. LCMS (m/z) = 448 (M+H)⁺.

EXAMPLE 18

5-(4-(8-Cyclopropyl-[1,2,4]triazolo[4,3-a]pyridin-3-yl)bicyclo[2.2.2]octan-1-yl)-3-(4-fluorophenyl)-1,2,4-oxadiazole



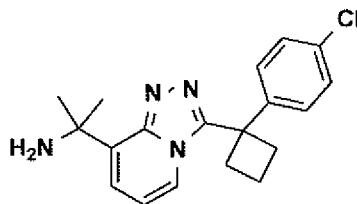
10

[00224] To a 10 mL microwave vial was added compound **17D** (40 mg, 0.085 mmol), cyclopropylboronic acid (14.7 mg, 0.17 mmol), potassium phosphate (54.4 mg, 0.26 mmol), palladium (II) acetate (0.71 mg, 3.16 μmol), tricyclohexylphosphine (1.8 mg, 6.41 μmol), 739 μL toluene and 37 μL of water. Upon completion of addition, the vial was flushed with nitrogen, sealed and heated to 100 °C where it stirred for 18 h and then cooled to room temperature. Once at the prescribed temperature, the mixture was diluted with 5 mL of methanol, filtered through a pad of Celite and concentrated *in vacuo*. The resulting residue was dissolved in 10 mL of chloroform, washed with two 3 mL portions of water, dried over MgSO₄ and concentrated *in vacuo* to yield a residue. This residue was dissolved in acetonitrile, filtered and purified by reverse phase HPLC (Phen AXIA Luna 75x30mm 5u column, 10 min gradient from 20-100% B. A = H₂O/CH₃CN/TFA 90:10:0.1. B = CH₃CN/H₂O/TFA 90:10:0.1, with a flow rate of 30 mL/min). The desired fractions were collected and concentrated *in vacuo* with excess sodium bicarbonate until the water remained. The aqueous layer was extracted with chloroform, and the combined organic layers were dried over MgSO₄ and concentrated *in vacuo* to give **Example 18** (20.0 mg, 0.046 mmol, 53%) as a white solid. LCMS (m/z) = 430 (M+H)⁺.

25

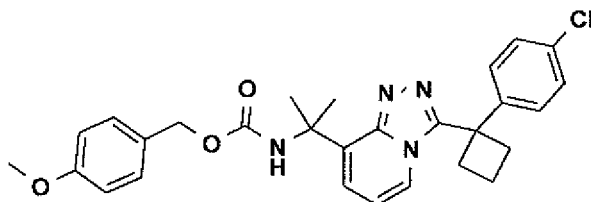
EXAMPLE 19

2-(3-(1-(4-Chlorophenyl)cyclobutyl)-[1,2,4]triazolo[4,3-a]pyridin-8-yl)propan-2-amine, TFA Salt



5

Compound 19A. 4-Methoxybenzyl 2-(3-(1-(4-chlorophenyl)cyclobutyl)-[1,2,4]triazolo[4,3-a]pyridin-8-yl)propan-2-ylcarbamate



- [00225] To a solution of **Example 14** (120 mg, 0.32 mmol) in dichloromethane
10 (3.2 mL) was added dropwise 1-chloro-N,N,2-trimethylprop-1-en-1-amine (52 μ L, 0.39 mmol) during a 1 minute period. Upon completion of addition the reaction mixture was stirred for 1 h and then it was concentrated *in vacuo*. The resulting residue was dissolved in acetone (810 μ L) and then a solution of sodium azide (32 mg, 0.49 mmol) in water (810 μ L) was added dropwise during a 1 minute period.
- 15 Upon completion of addition, the reaction mixture was stirred for 1h. After this time, the reaction mixture was partitioned between diethyl ether and water and stirred vigorously for 15 minutes. At the conclusion of this period, the organic phase was separated, dried over sodium sulfate, and concentrated *in vacuo*. The resulting residue was dissolved in toluene (3.24 mL) and heated to reflux where it stirred for 16h.
- 20 After this time, the reaction mixture was cooled to room temperature. Once at the prescribed temperature, a solution of 4-methoxybenzyl alcohol (81 μ L, 0.65 mmol) in toluene (300 μ L) was added, and the resulting solution was heated to reflux where it stirred for 18h. At the conclusion of this period, the reaction mixture was concentrated *in vacuo* and the resulting residue was purified *via* flash chromatography

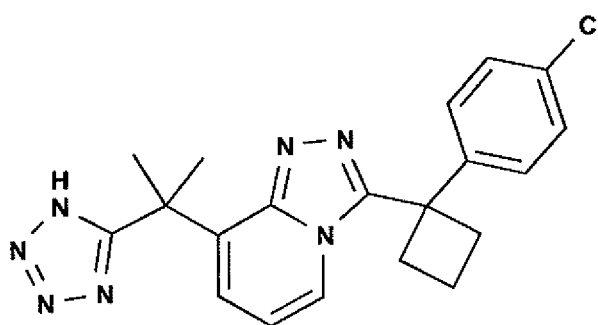
(SiO₂, 0-100% ethyl acetate / hexanes) to afford compound **19A** (115 mg, 71%) as a white foam. LC/MS (m/z) = 505 (M+H)⁺.

Example 19

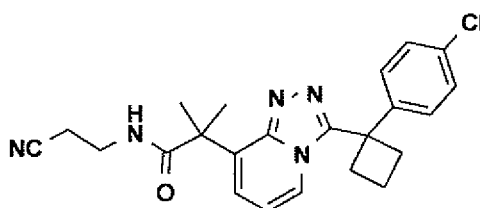
5 **[00226]** To a solution of compound **19A** (100 mg, 0.198 mmol) in dichloromethane (990 μL) was added trifluoroacetic acid (990 μL). Upon completion of addition the reaction mixture was stirred for 30 minutes and then carefully poured in to excess 50% saturated aqueous sodium bicarbonate. The resulting mixture was stirred until all the acid was neutralized. The organic phase was separated, dried over sodium
10 sulfate, and concentrated *in vacuo*. The resulting residue was purified *via* preparative HPLC (Phenomenex Axia Luna column (30 x 75 mm); 0-100% B over 15 min, then 3 min B hold @ 40 mL/min; Solvent A = 10% MeCN, 90% H₂O with 0.1% TFA; Solvent B = 90% MeCN, 10% H₂O with 0.1% TFA.) to provide **Example 19** (78.2 mg, 82%) as a white foam (TFA salt). LC/MS (m/z) = 341 (M+H)⁺. HPLC Purity
15 >95%.

EXAMPLE 20

8-(2-(1H-Tetrazol-5-yl)propan-2-yl)-3-(1-(4-chlorophenyl)cyclobutyl)-[1,2,4]triazolo[4,3-a]pyridine

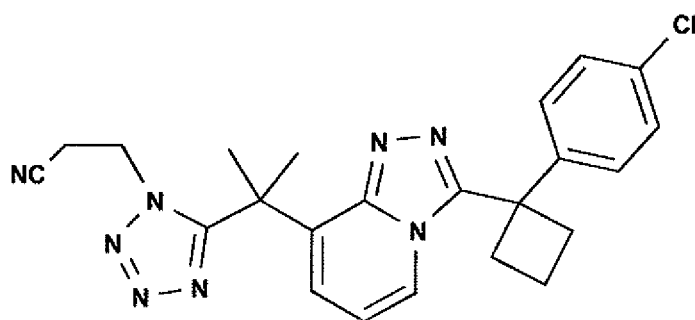


Compound 20A. 2-(3-(1-(4-Chlorophenyl)cyclobutyl)-[1,2,4]triazolo[4,3-a]pyridin-8-yl)-N-(2-cyanoethyl)-2-methylpropanamide



[00227] To a solution of **Example 14** (102 mg, 0.276 mmol) in dichloromethane (2.8 mL) was added dropwise 1-chloro-N,N,2-trimethylprop-1-en-1-amine (44 μ L, 0.331 mmol) during a 1 minute period. Upon completion of addition, the reaction mixture was stirred for 90 minutes. At the conclusion of this period, the reaction mixture was cooled to 0 $^{\circ}$ C and then 3-aminopropanenitrile (122 μ L, 1.65 mmol) was added dropwise during a 1 minute period. The resulting mixture was stirred for 30 minutes and then the cooling bath was removed. The mixture was stirred for 16 h and then loaded onto a silica gel column and purified *via* flash chromatography (SiO₂, 0-30% [25% methanol / 75% ethyl acetate] / hexanes, then re-purified on SiO₂ eluting with 0-100% ethyl acetate / hexanes) to afford compound **20A** (87 mg, 70%) as a colorless viscous oil. LC/MS (m/z) = 422 (M+H)⁺.

Compound 20B. 3-(5-(2-(3-(1-(4-Chlorophenyl)cyclobutyl)-[1,2,4]triazolo[4,3-a]pyridin-8-yl)propan-2-yl)-1H-tetrazol-1-yl)propanenitrile



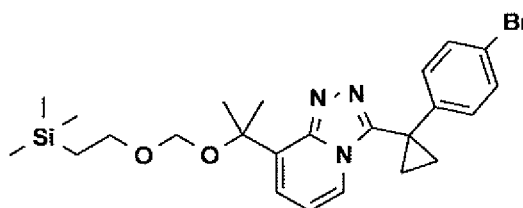
[00228] To a solution of compound **20A** (30 mg, 0.071 mmol) in dichloromethane (700 μ L) was added pyridine (35 μ L, 0.427 mmol), and phosphorous pentachloride (22 mg, 0.107 mmol). The resulting mixture was heated to reflux where it stirred for 2h. After this time, the reaction mixture was cooled to room temperature and azidotrimethylsilane (14 μ L, 0.107 mmol) was added. Upon completion of addition, the resulting mixture was stirred for 16h. At the conclusion of this period, more azidotrimethylsilane (14 μ L, 0.107 mmol) was added and the reaction mixture was stirred for an additional 2h. At the conclusion of this period, the reaction mixture was loaded onto a silica gel column and purified *via* flash chromatography (SiO₂, 0-60% ethyl acetate / hexanes) to provide compound **20B** (20 mg, 62%) as a colorless viscous oil. LC/MS (m/z) = 447 (M+H)⁺.

Example 20

[00229] To a solution of compound **20B** (16 mg, 0.36 mmol) in THF / MeOH (180 μ L / 180 μ L) was added aqueous sodium hydroxide (72 μ L, 0.072 mmol, 1.0M). The resulting mixture stirred vigorously for 16h. After this time, the pH of the reaction mixture was adjusted to 3-4 with 1M aqueous HCl and resulting mixture was extracted with ethyl acetate. The combined extracts were dried over sodium sulfate, and concentrated *in vacuo*. The resulting residue was purified *via* flash chromatography (SiO₂, 0-60% [25% methanol / 75% ethyl acetate] / hexanes) to furnish **Example 20** (11 mg, 77%) as a white solid. LC/MS (m/z) = 394 (M+H)⁺.

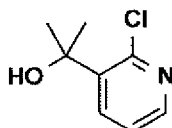
EXAMPLE 21

3-(1-(4-Bromophenyl)cyclopropyl)-8-(2-((2-(trimethylsilyl)ethoxy)methoxy)propan-2-yl)-[1,2,4]triazolo[4,3-a]pyridine



15

Compound 21A. 2-(2-Chloropyridin-3-yl)propan-2-ol

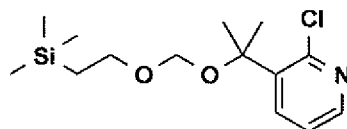


[00230] To a solution of methyl 2-chloronicotinate (10.0g, 58.3 mmol) in THF (233 mL) was added a solution of methylmagnesium chloride (58.3 mL, 175 mmol, 3.0M) during a 3 min period, which produced an exotherm to 50°C. Upon completion of addition, the reaction mixture was stirred for 30 minutes. After this time, the reaction mixture was carefully quenched with 50% saturated aqueous ammonium chloride, and then partitioned between diethyl ether and excess 50% saturated aqueous ammonium chloride. The resulting mixture was stirred vigorously for 30 minutes. The organic layer was separated, dried over sodium sulfate, and concentrated *in vacuo*. The resulting oil was purified *via* flash chromatography (SiO₂,

25

0-100% ethyl acetate / hexanes) to afford compound **21A** (8.36 g, 84%) as a colorless viscous oil. LC/MS (m/z) = 172 (M+H)⁺.

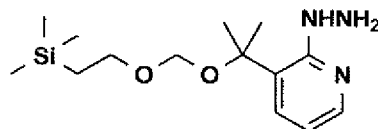
5 **Compound 21B. 2-Chloro-3-(2-((2-(trimethylsilyl)ethoxy)methoxy)propan-2-yl)pyridine**



[00231] To a solution of compound **21A** (4.0 g, 23.3 mmol), Hunig's base (16.3 mL, 93.0 mmol), and tetrabutylammomium iodide (18.9g, 51.3 mmol) in dichloromethane (46.6 mL) was added (2-(chloromethoxy)ethyl)trimethylsilane (8.2 mL, 46.6 mmol). The resulting mixture was heated to reflux where it stirred for 22h. At the conclusion of this period, the reaction mixture was loaded onto a silica gel column and purified *via* flash chromatography (SiO₂, 0-30% ethyl acetate / hexanes) to provide compound **21B** (5.34 g, 76%) as a colorless oil. LC/MS (m/z) = 302 (M+H)⁺.

15

Compound 21C. 2-Hydrazinyl-3-(2-((2-(trimethylsilyl)ethoxy)methoxy)propan-2-yl)pyridine



[00232] To a solution of compound **21B** (4.2 g, 13.9 mmol) in pyridine (13.5 mL) was added hydrazine (4.37 mL, 139 mmol). The resulting mixture was heated to 100°C where it stirred for 5 days. After this time, the reaction mixture was concentrated *in vacuo*. The resulting oil was purified *via* flash chromatography (SiO₂, 0-100% ethyl acetate / hexanes) to provide compound **21C** (3.35 g, 81%) as a pale-yellow oil. LC/MS (m/z) = 298 (M+H)⁺.

25

Example 21

[00233] To a 0 °C solution of 1-(4-bromophenyl)cyclopropanecarboxylic acid (810 mg, 3.36 mmol) and N-methylmorpholine (407 μL, 3.70 mmol) in THF (13.5

mL) was added dropwise isobutyl chloroformate (464 μ L, 3.53 mmol) during a 2 minute periods. Upon completion of addition, the mixture was stirred for 2h and then a solution of compound **21C** (1.00 g, 3.36mmol) in THF (20 mL) was added during a 4 min period. Upon completion of addition, the reaction mixture was stirred for 1h.

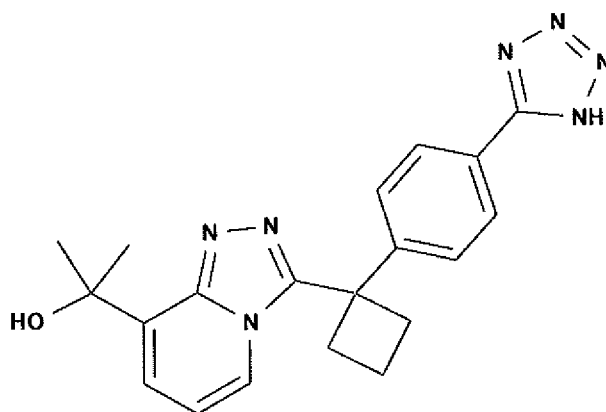
5 After this time, the reaction mixture was partitioned between ethyl acetate and water. The organic phase was separated, dried over sodium sulfate, and concentrated *in vacuo*. The resulting residue was dissolved in THF (20 mL) and carbontetrachloride (13.5 mL) and then cooled to 0°C. Once at the prescribed temperature, Hunig's base (4.40 mL, 25.2 mmol) was added, followed by the dropwise addition of

10 triethylphosphine (1.24 mL, 8.40 mmol). The resulting mixture was stirred for 30 minutes and then an additional triethylphosphine (600 μ L) was added. Upon completion of addition, the reaction mixture was stirred for an additional 30 minutes. At the conclusion of this period, the reaction mixture was carefully quenched with water, and then partitioned between ethyl acetate and water. The organic phase was

15 separated, dried over sodium sulfate, and concentrated *in vacuo*. The resulting oil was purified *via* flash chromatography (SiO₂, 0-100% ethyl acetate / hexanes) to afford **Example 21** (1.16 g, 69%) as a pale-yellow viscous oil. LC/MS (m/z) = 502 (M+H)⁺.

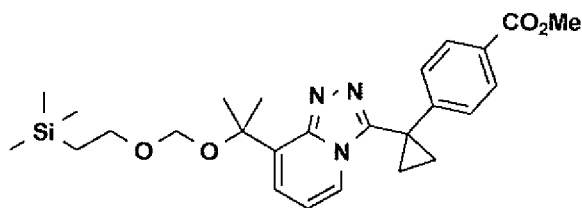
EXAMPLE 22

20 **2-(3-(1-(4-(1H-Tetrazol-5-yl)phenyl)cyclobutyl)-[1,2,4]triazolo[4,3-a]pyridin-8-yl)propan-2-ol**



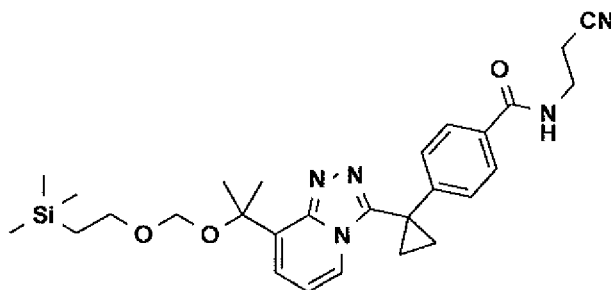
Compound 22A. Methyl 4-(1-(8-(2-((2-(trimethylsilyl)ethoxy)methoxy)propan-2-yl)-[1,2,4]triazolo[4,3-a]pyridin-3-yl)cyclopropyl)benzoate

25



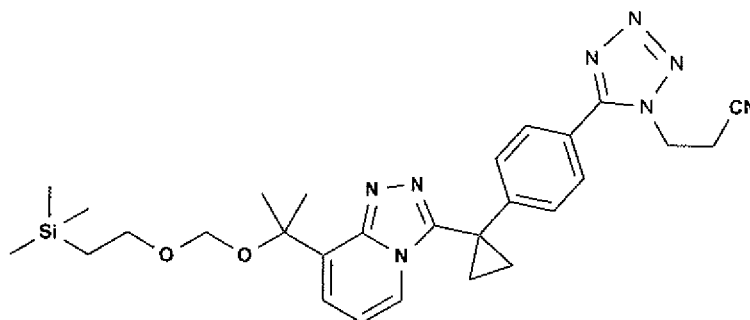
[00234] Compound **22A** was prepared from **Example 21** in a manner similar as the procedure for compound **1D** set forth above. LC/MS (m/z) = 482 ($M+H$)⁺.

5 **Compound 22B. N-(2-Cyanoethyl)-4-(1-(8-(2-((2-(trimethylsilyl)ethoxy)methoxy)propan-2-yl)-[1,2,4]triazolo[4,3-a]pyridin-3-yl)cyclopropyl)benzamide**



10 [00235] Compound **22B** was prepared from compound **22A** in a manner similar as the procedure for compound **20A** set forth above. LC/MS (m/z) = 520 ($M+H$)⁺.

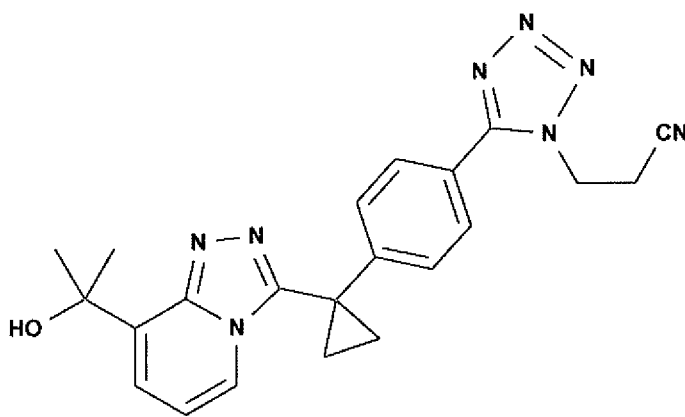
Compound 22C. 3-(5-(4-(1-(8-(2-((2-(Trimethylsilyl)ethoxy)methoxy)propan-2-yl)-[1,2,4]triazolo[4,3-a]pyridin-3-yl)cyclopropyl)phenyl)-1H-tetrazol-1-yl)propanenitrile



15 [00236] To a solution of compound **22B** (82 mg, 0.158 mmol), triphenylphosphine (50 mg, 0.190 mmol), and azidotrimethylsilane (25 μ L, 0.190 mmol) in a solution of dichloromethane (1.6 mL) was added dropwise diethylazodicarboxylate (30 μ L, 0.190 mmol) during a 1 minute period. Upon completion of addition, the mixture was

stirred for 16h. After this time, additional triphenylphosphine (50 mg, 0.190 mmol), azidotrimethylsilane (25 μ L, 0.190 mmol) and diethylazodicarboxylate (30 μ L, 0.190 mmol) were added. The reaction mixture was stirred for 2h and then loaded onto a silica gel column and purified *via* flash chromatography (SiO₂, 0-60% ethyl acetate / hexanes) to provide compound **22C** (53 mg, 61%) as a white foam. LC/MS (m/z) = 545 (M+H)⁺.

Compound 22D. 3-(5-(4-(1-(8-(2-Hydroxypropan-2-yl)-[1,2,4]triazolo[4,3-a]pyridin-3-yl)cyclopropyl)phenyl)-1H-tetrazol-1-yl)propanenitrile



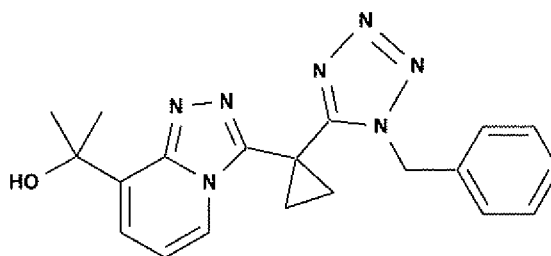
[00237] To a 0 °C solution of compound **22C** (50 mg, 0.092 mmol) in dichloromethane (920 μ L) was added trifluoroacetic acid (920 μ L). Upon completion of addition, the reaction mixture was stirred for 1h and then carefully poured in to excess 50% saturated aqueous sodium bicarbonate. The resulting mixture was stirred until all the acid was neutralized. The organic phase was separated, dried over sodium sulfate, and concentrated *in vacuo*. The resulting residue was purified *via* flash chromatography (SiO₂, 0-100% [25% methanol / 75% ethyl acetate] / hexanes) to furnish compound **22D** (35 mg, 93%) as a white foam. LC/MS (m/z) = 415 (M+H)⁺.

20 **Example 22**

[00238] **Example 22** was prepared from compound **22D** in a manner similar to the procedure for **Example 20** set forth above. LC/MS (m/z) = 362 (M+H)⁺. HPLC Purity = >99%.

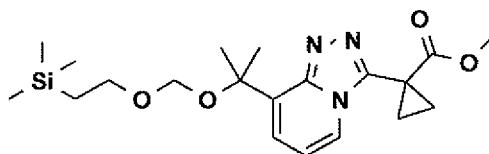
EXAMPLE 23

2-(3-(1-(1-Benzyl-1H-tetrazol-5-yl)cyclopropyl)-[1,2,4]triazolo[4,3-a]pyridin-8-yl)propan-2-ol



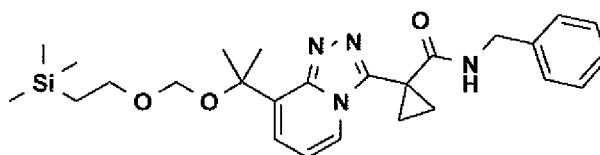
5

Compound 23A. Methyl 1-(8-(2-((2-(trimethylsilyl)ethoxy)methoxy)propan-2-yl)-[1,2,4]triazolo[4,3-a]pyridin-3-yl)cyclopropanecarboxylate



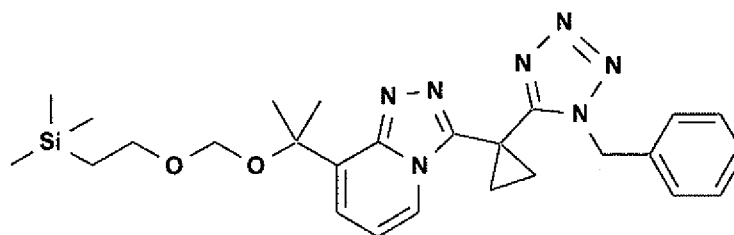
[00239] Compound 23A was prepared in a manner similar to the procedure for
10 Example 21 set forth above. LC/MS (m/z) = 406 (M+H)⁺.

Compound 23B. N-Benzyl-1-(8-(2-((2-(trimethylsilyl)ethoxy)methoxy)propan-2-yl)-[1,2,4]triazolo[4,3-a]pyridin-3-yl)cyclopropanecarboxamide



15 [00240] Compound 23B was prepared in a manner similar to the procedure for
compound 20A set forth above. LC/MS (m/z) = 481 (M+H)⁺.

Compound 23C. 3-(1-(1-Benzyl-1H-tetrazol-5-yl)cyclopropyl)-8-(2-((2-(trimethylsilyl)ethoxy)methoxy)propan-2-yl)-[1,2,4]triazolo[4,3-a]pyridine



20

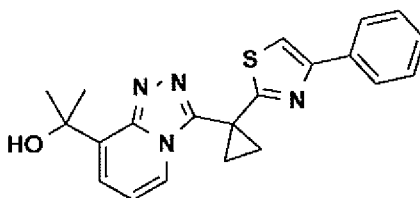
[00241] Compound **23C** was prepared from compound **23B** in a manner similar to the procedure for compound **20B** set forth above. LC/MS (m/z) = 506 ($M+H$)⁺.

Example 23

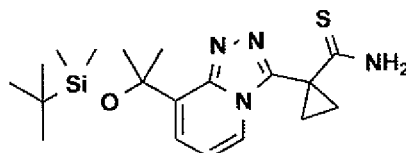
5 [00242] Example **23** was prepared from compound **23C** in a manner similar to the procedure for Example **20** set forth above. LC/MS (m/z) = 376 ($M+H$)⁺. HPLC Purity = >99%.

EXAMPLE 24

10 **2-(3-(1-(4-Phenylthiazol-2-yl)cyclopropyl)-[1,2,4]triazolo[4,3-a]pyridin-8-yl)propan-2-ol**



15 **Compound 24A. 1-(8-(2-(*tert*-Butyldimethylsilyloxy)propan-2-yl)-[1,2,4]triazolo[4,3-a]pyridin-3-yl)cyclopropanecarbothioamide**



[00243] To a solution of 1-(8-(2-(*tert*-butyldimethylsilyloxy)propan-2-yl)-[1,2,4]triazolo[4,3-a]pyridin-3-yl)cyclopropanecarboxamide (170 mg, 0.454 mmol) (prepared in a manner similar to the procedure for compound **23B** set forth above) in dichloromethane (2.3 mL) was added a solution of Lawesson's reagent (367 mg, 0.908 mmol) in dichloromethane (2.3 mL). Upon completion of addition, the mixture was stirred for 3 days. After this time, more Lawesson's reagent (180 mg) was added and the reaction mixture was stirred for an additional 24h. At the conclusion of this period, the reaction mixture was carefully quenched with 25% saturated aqueous sodium bicarbonate, and then excess 25% saturated aqueous sodium bicarbonate and dichloromethane were added. The resulting mixture was stirred vigorously for 30 min, which produced a thick emulsion. After the emulsion had dissipated, the organic

layer was separated, dried over brine and then sodium sulfate, and then concentrated *in vacuo*. The resulting residue was purified *via* flash chromatography (SiO₂, 0-30% [25% methanol / 75% ethyl acetate] / hexanes) to afford compound **24A** (142 mg, 80%) as a pale-yellow solid. LC/MS (m/z) = 391 (M+H)⁺.

5

Example 24

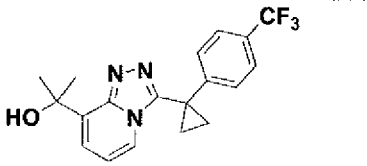
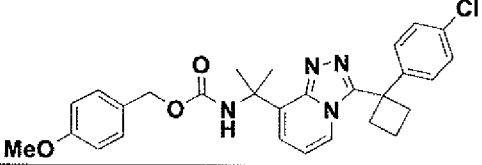
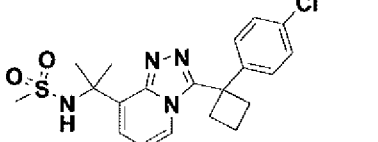
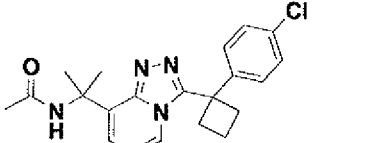
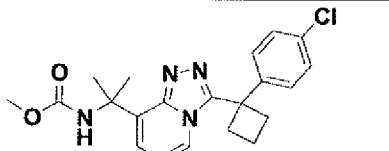
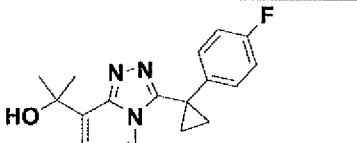
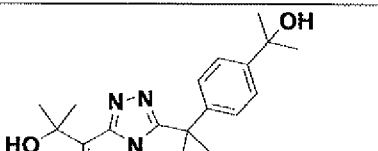
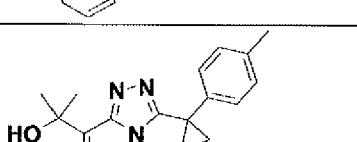
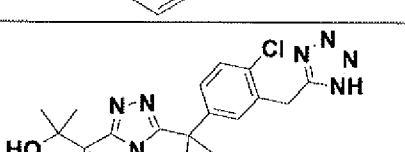
[00244] To a solution of compound **24A** (20 mg, 0.051 mmol) in THF (510 μ L) was added 2-bromo-1-phenylethanone (20 mg, 0.102 mmol). Upon completion of addition, the reaction mixture was stirred for 16h. At the conclusion of this period, 10 the reaction mixture was partitioned between ethyl acetate and 50% saturated aqueous sodium bicarbonate. The resulting mixture stirred vigorously for 15 min. The organic layer was separated, dried over sodium sulfate, and then concentrated *in vacuo*. The resulting residue was dissolved in THF (510 μ L), and a solution of tetrabutylammonium fluoride (153 μ L, 0.153 mmol, 1.0M) was added. Upon 15 completion of addition, the resulting mixture was heated to reflux where it stirred for 1h. After this time, the reaction mixture was cooled to room temperature and then partitioned between ethyl acetate and 50% saturated aqueous ammonium chloride. The resulting mixture was stirred vigorously for 15 min. The organic layer was separated, dried over brine and then sodium sulfate, and concentrated *in vacuo*. The 20 resulting residue was purified *via* flash chromatography (SiO₂, 0-60% [25% methanol / 75% ethyl acetate] / hexanes) to afford **Example 24** (4.9 mg, 25%) as a an off-white foam. LC/MS (m/z) = 377 (M+H)⁺. HPLC Purity >99%.

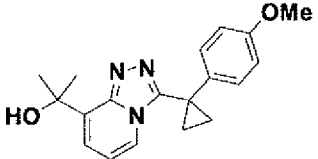
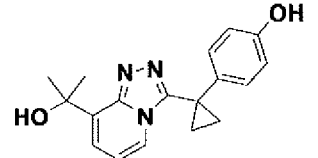
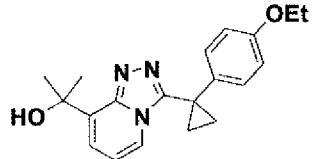
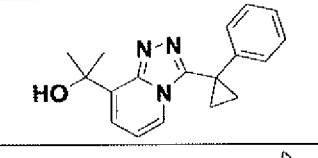
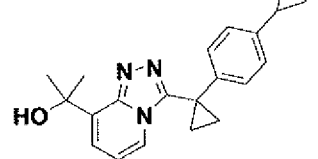
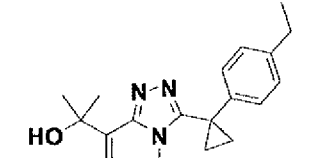
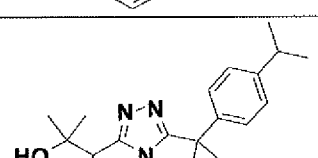
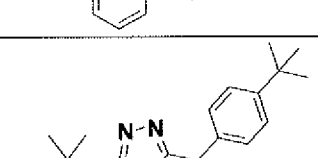
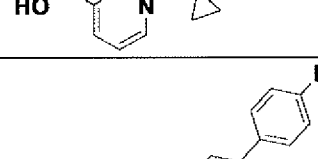
EXAMPLES 25 TO 119

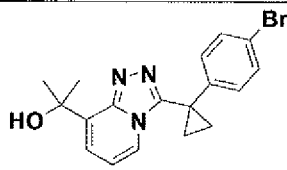
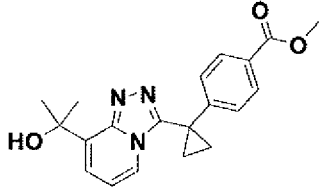
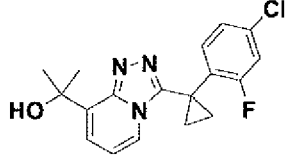
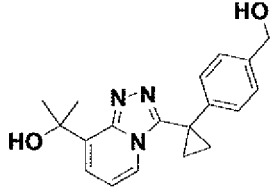
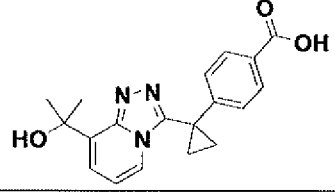
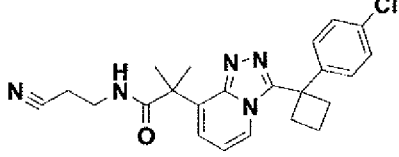
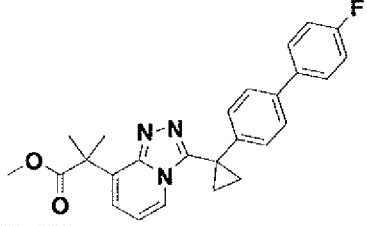
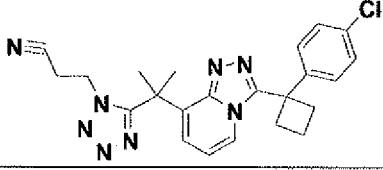
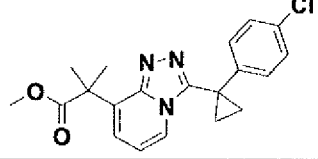
25 **[00245]** **Examples 25 to 119** in Table 4 were synthesized according to the procedures described above, or by other similar methods known to one skilled in the art, with other appropriate reagents.

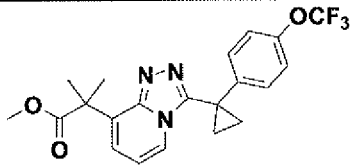
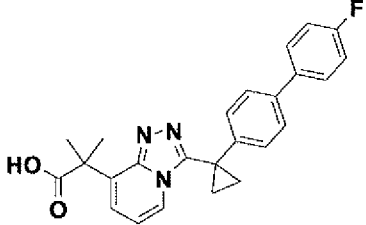
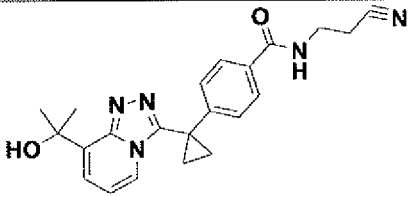
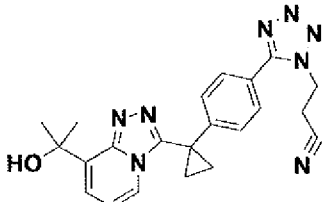
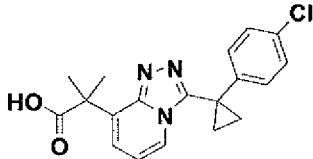
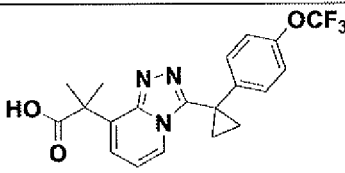
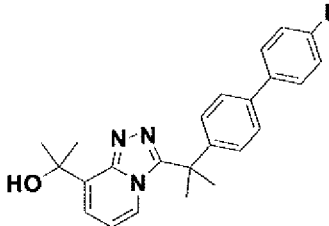
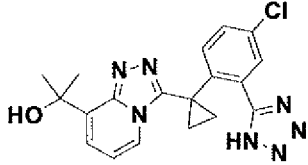
TABLE 4

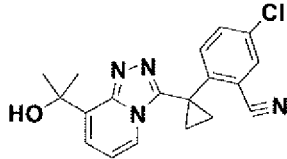
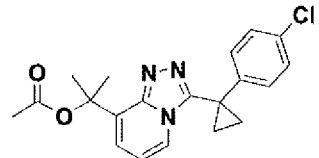
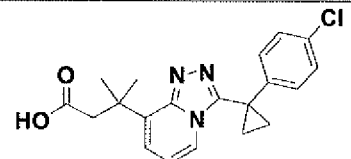
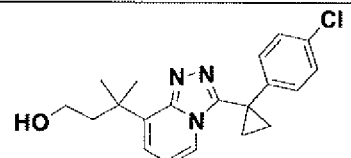
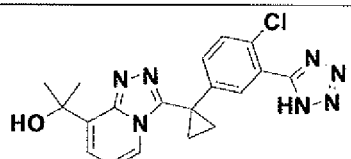
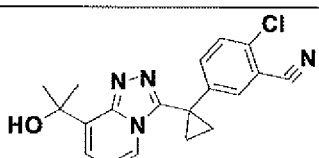
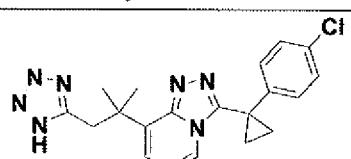
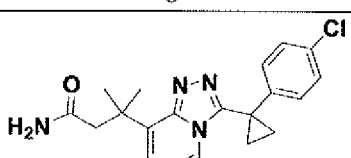
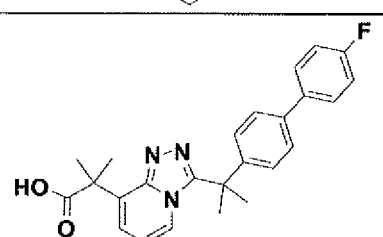
Example	Structure	LC/MS (ES+, M+H)	HPLC purity (%)
25		358	>95
26		358	>95
27		376	>95
28		356	>95
29		360	>95
30		378	>95
31		383	>95
32		413	>95
33		397	>95

Example	Structure	LC/MS (ES+, M+H)	HPLC purity (%)
34		362	>95
35		505	>95
36		419	>95
37		383	>95
38		399	>95
39		312	>95
40		352	>95
41		308	>95
42		410	>95

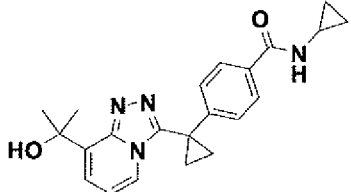
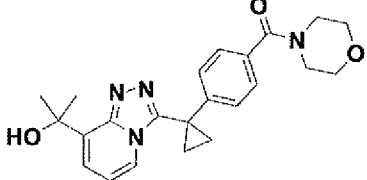
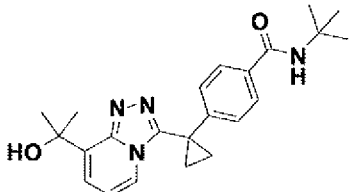
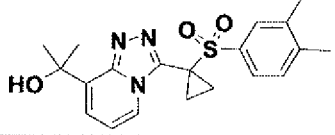
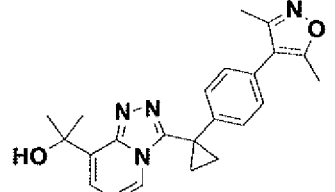
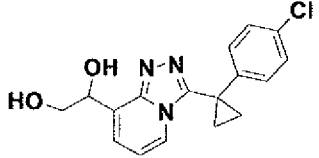
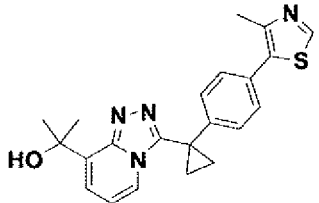
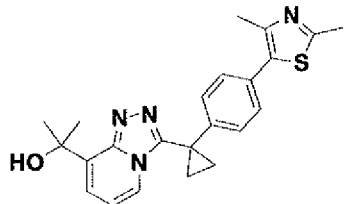
Example	Structure	LC/MS (ES+, M+H)	HPLC purity (%)
43		324	>95
44		310	>95
45		338	>95
46		294	>95
47		334	>95
48		322	>95
49		336	>95
50		350	>95
51		388	>95

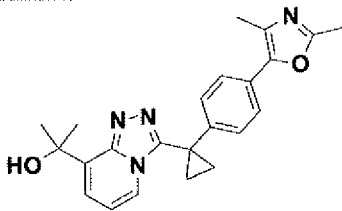
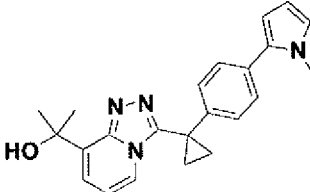
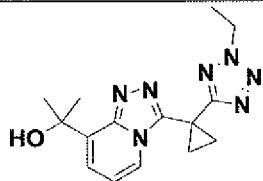
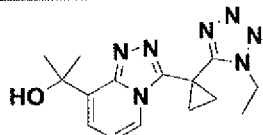
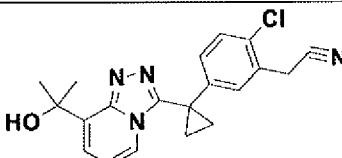
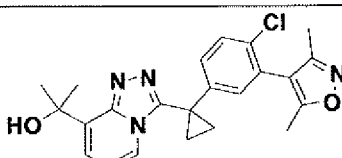
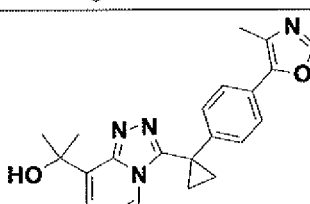
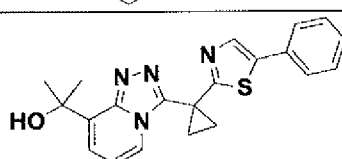
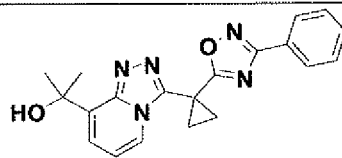
Example	Structure	LC/MS (ES+, M+H)	HPLC purity (%)
52		372	>95
53		352	>95
54		346	>95
55		324	>95
56		338	>95
57		422	>95
58		430	>95
59		447	>95
60		370	>95

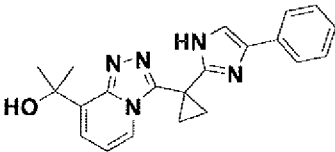
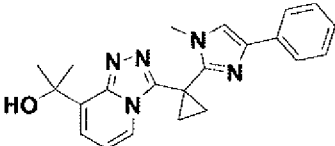
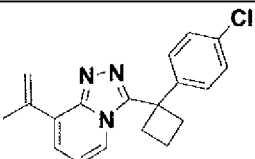
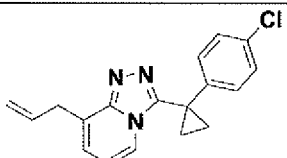
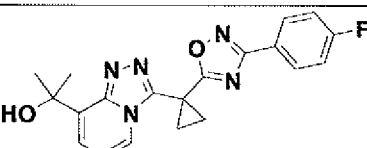
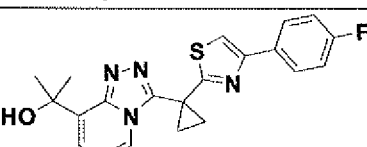
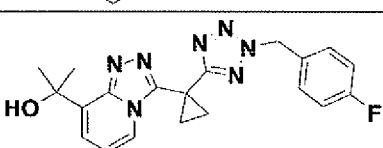
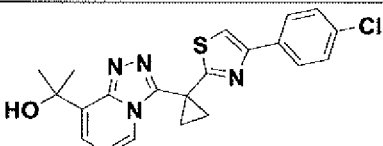
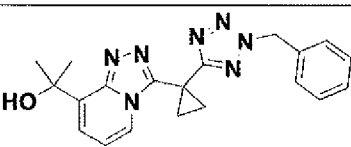
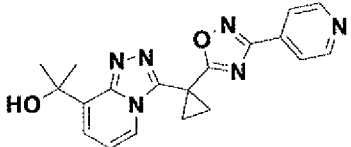
Example	Structure	LC/MS (ES+, M+H)	HPLC purity (%)
61		420	>95
62		416	>95
63		390	>95
64		415	>95
65		356	>95
66		406	>95
67		390	>95
68		396	>95

Example	Structure	LC/MS (ES+, M+H)	HPLC purity (%)
69		353	>95
70		370	>95
71		370	>95
72		356	>95
73		396	>95
74		353	>95
75		394	>95
76		369	>95
77		418	>95

Example	Structure	LC/MS (ES+, M+H)	HPLC purity (%)
78		404	>95
79		442	>95
80		262	>95
81		314	>95
82		342	>95
83		371	>95
84		372	>95
85		351	>95
86		365	>95

Example	Structure	LC/MS (ES+, M+H)	HPLC purity (%)
87		377	>95
88		407	>95
89		393	>95
90		386	>95
91		389	>95
92		330	>95
93		391	>95
94		405	>95

Example	Structure	LC/MS (ES+, M+H)	HPLC purity (%)
95		389	>95
96		373	>95
97		314	>95
98		314	>95
99		367	>95
100		423	>95
101		375	>95
102		377	>95
103		362	>95

Example	Structure	LC/MS (ES+, M+H)	HPLC purity (%)
104		360	>95
105		374	>95
106		324	>95
107		310	>95
108		380	>95
109		395	>95
110		394	>95
111		411	>95
112		376	>95
113		363	>95

Example	Structure	LC/MS (ES+, M+H)	HPLC purity (%)
114		446	>95
115		410	>95
116		361	>95
117		376	>95
118		218	>95
119		316	>95

ASSAY(S) FOR 11-BETA-HYDROXYSTEROID DEHYDROGENASE ACTIVITY

- [00246] The *in vitro* inhibition of recombinant human 11beta-HSD1 was
5 determined as follows.
- [00247] [³H]-Cortisone with a specific radioactivity of 50 Ci/mmol (ART 743, Lot:
050906) was from American Radiolabeled Chemicals, Inc. (St Louis, MO);
monoclonal ab to Cortisol (P01-9294M-P, Lot: L-28) was from East Coast Bio.,
(North Berwick, ME); Protein A-yttrium silicate, type-1, SPA bead NJ[®] (RPN-143)
10 was from Amersham LifeSciences, (Piscataway, NJ); 384 well-Optiplate384[®]
(#6007299) was from PerkinElmer (Boston, MA); DPBS, pH 7.4 (14040) is from
GIBCO, (Grand Island, NY); carbenoxolone (C4790) is from Sigma, (St Louis, MO).
- [00248] Full length recombinant human 11β-HSD1 cDNAs and the cDNA
encoding human 11β-HSD2 were expressed stably in HEK 293 EBNA cells. Cells

were grown in DMEM (high glucose) containing MEM non-essential amino acids, L-glutamine, hygromycin B (200 µg/ml), and G-418(200 µg/ml) in the presence of 10% FBS.

5 [00249] Human 11β-HSD1 transfected HEK 293 EBNA cells were grown to 80% confluency and the cell pellet was quick frozen and stored at -80 °C before purification. Cell paste, 40 g from -80 °C storage, was thawed in water and then 100 ml of homogenization buffer H (0.01 M sodium phosphate pH 6.5 containing 0.25 M sucrose and protease inhibitor cocktail (Roche #1836145 1 tablet per 50 ml) were added to completely thaw the paste. The cell paste suspension was homogenized using
10 a Polytron for 20 seconds to create a homogeneous mixture. Additional buffer H was added to a volume of 300 ml and cells were broken open using a N2-bomb (at 4°C) in two batches by treating at 500 psi. The extract was centrifuged at 750 X g for 30 min. The supernatant was centrifuged at 20,000 X g for 30 min. The supernatant was further centrifuged at 105,000 X g for 60 min. The 105,000 X g pellet was
15 resuspended in buffer H and centrifuged at 105,000 X g for 60 min. The microsome pellet was scraped from the bottom of tube and resuspended in 0.01M phosphate buffer, pH 6.5 containing protease inhibitors (Roche #1836145, 1 tablet per 50 ml). Aliquots were stored at -80 °C until needed. The protein concentration was measured by the BioRad method using BSA standard.

20 [00250] Compounds were dissolved in DMSO to obtain 10 mM stock concentrations. From the 10 mM stock, the compounds were diluted in DMSO to achieve the concentrations.

11β-HSD1 SPA Enzyme Assay

25 [00251] 11β-HSD1 was assayed by Scintillation Proximity assay in a 384-well Perkin Elmer white plate. The dose response of the compounds was determined using 11 half-log dilutions of compound in DMSO in duplicate. To each well, 0.5 µl of compound dilution in DMSO were added. 15 µl of assay buffer (for blanks) or 15 µl of human microsomes in assay buffer were added next and the plates were incubated
30 for 10 min at room temperature. The final microsomal protein concentration was 1.1 µg/assay. Duplicates were in the same plate one row below the other. 10 µl of ³H-

cortisone (final concentration 40 nM) was added to each well and the plate was spun down to mix and bring down the contents to the bottom of the wells. The plates were incubated at room temperature with gentle shaking for 4 hrs. The reaction was stopped with addition of 10 μ l of 10 mM carbenoxolone. Then, 0.5 mg of yttrium silicate SPA beads coupled to anti-cortisol antibody in 20 μ l were added to all the wells of plate, which were spun down once more and incubated at room temperature overnight. The plate was read in a TopCount[®] (1 min/well). Data were uploaded automatically to Tool Set, a Lead Evaluation informatics program for data capture and calculation. Graphs were generated with the Curve Master program.

10 [00252] Compounds of the present invention were tested in the assay described immediately above and the results shown in the Table 5 below were obtained.

TABLE 5

Example	h HSD1 IC ₅₀ (nM)
1	2.3
6	20
42	72
51	0.4
54	0.7
59	5495
72	0.5
80	7703
86	35
90	1382
104	191
109	0.6
110	104
111	0.5
112	2822

15 [00253] The *in vivo* inhibition of recombinant human 11beta-HSD1 was determined as follows.

[00254] Studies were conducted utilizing diet induced obese (DIO) mice obtained from Jackson Laboratory (ME, USA). These mice were fed a 60% fat diet (Research Diets D12492) soon after weaning and kept on this diet for 24 weeks. These mice

were individually housed. All mice were housed under controlled temperature (23°C) and lighting (12 hours of light between 6 am to 6 pm, 12 hours of dark) with free access to water. The animals continued on this diet and were utilized for experimentation at 30 to 32 weeks of age, at which time these mice weighed 45 to 55 grams.

[00255] The basic model of 11-dehydrocorticosterone (DHC) administration to mice to produce corticosterone has been reported in the literature for clinical and preclinical evaluation of the activity of 11 β -HSD. Essentially DHC (Steraloids Inc., Newport RI), was suspended in the vehicle at a concentration of 10 mg/kg in a volume of 7.5 ml/kg of mouse body weight. For a typical study, non-fasting mice were weighed and separated into groups (n=6) where body weights are not statistically different from each other. Animals were bled via a tail nick, for a 0 time sample and then dosed orally (7.5 ml/kg) with vehicle or drug. At 60 minutes post administration of vehicle or compound, mice were bled again via the tail tip and dosed orally (7.5 ml/kg) with DHC 10mg/kg. All animals were subsequently bled at 30, 60 and 120 minutes post DHC dosing. Thirty- five microliters of whole blood are collected per time point in microvette tubes coated with EDTA (Sarstedt Tubes Microvette CB 300/ Haematology Potassium EDTA # 16.444.300) and kept on ice. Samples were centrifuged at 4°C in a Beckman Coulter centrifuge for 10 minutes at 2500 RPM. Plasma was separated and collected and immediately frozen at -20 °C until corticosterone analysis could be assessed.

[00256] Plasma Corticosterone was measured using an EIA (IDS AC-14F1). Samples were measured at (1:2) for the -30(or -60 minute) and 0 time point and (1:10) for the 30, 60 and 120 minutes time points. AUC was calculated using Graphpad and the zero timepoint was used as the baseline. One way ANOVA was calculated using Sigmastat. A p value of less than 0.05 via post hoc analysis with Dunnett's was used to determine statistical significance.

[00257] The vehicle utilized for the suspension of the compounds was 0.5% methocel; 0.1% tween 80 in water. Methocel Cellulose (M-0262) was purchased from Sigma-Aldrich, St Louis, MO 6. Tween 80 (274364) was purchased from

Sigma-Aldrich, St Louis, MO. Compounds were administered in 7.5 ml/kg volumes at final dosages of 0.1 to 300 mg/kg depending on the study and compound evaluated.

[00258] Compound(s) of the present invention were tested in the assay described immediately above and the results shown in the Table 6 below were obtained.

5

TABLE 6

Example	Dose	% inhibition
1	30 mpk	53
11	30 mpk	69

UTILITIES AND COMBINATIONS

A. Utilities

10 [00259] The compounds of the present invention possess activity as inhibitors of the enzyme 11-beta-hydroxysteroid dehydrogenase type I, and, therefore, may be used in the treatment of diseases associated with 11-beta-hydroxysteroid dehydrogenase type I activity. Via the inhibition of 11-beta-hydroxysteroid dehydrogenase type I, the compounds of the present invention may preferably be employed to inhibit or
15 modulate glucocorticoid production, thereby interrupting or modulating cortisone or cortisol production.

[00260] Accordingly, the compounds of the present invention can be administered to mammals, preferably humans, for the treatment of a variety of conditions and disorders, including, but not limited to, treating, preventing, or slowing the
20 progression of diabetes and related conditions, microvascular complications associated with diabetes, macrovascular complications associated with diabetes, cardiovascular diseases, Metabolic Syndrome and its component conditions, inflammatory diseases and other maladies. Consequently, it is believed that the compounds of the present invention may be used in preventing, inhibiting, or treating
25 diabetes, hyperglycemia, impaired glucose tolerance, insulin resistance, hyperinsulinemia, retinopathy, neuropathy, nephropathy, delayed wound healing, atherosclerosis and its sequelae (acute coronary syndrome, myocardial infarction, angina pectoris, peripheral vascular disease, intermittent claudication), abnormal heart function, myocardial ischemia, stroke, Metabolic Syndrome, hypertension, obesity,

dislipidemia, hyperlipidemia, hypertriglyceridemia, hypercholesterolemia, low HDL, high LDL, non-cardiac ischemia, infection, cancer, vascular restenosis, pancreatitis, neurodegenerative disease, lipid disorders, cognitive impairment and dementia, bone disease, HIV protease associated lipodystrophy, glaucoma and inflammatory diseases, such as, rheumatoid arthritis, Cushing's Disease, Alzheimer's Disease and osteoarthritis.

[00261] Metabolic Syndrome or "Syndrome X" is described in Ford et al., *J. Am. Med. Assoc.*, 287:356-359 (2002) and Arbeeny et al., *Curr. Med. Chem. - Imm., Endoc. & Metab. Agents*, 1:1-24 (2001).

10

B. Combinations

[00262] The present invention includes within its scope pharmaceutical compositions comprising, as an active ingredient, a therapeutically effective amount of at least one of the compounds of formula I, alone or in combination with a pharmaceutical carrier or diluent. Optionally, compounds of the present invention can be used alone, in combination with other compounds of the invention, or in combination with one or more other therapeutic agent(s), e.g., an antidiabetic agent or other pharmaceutically active material.

[00263] The compounds of the present invention may be employed in combination with other 11-beta-hydroxysteroid dehydrogenase type I inhibitors or one or more other suitable therapeutic agents useful in the treatment of the aforementioned disorders including: anti-diabetic agents, anti-hyperglycemic agents, anti-hyperinsulinemic agents, anti-retinopathic agents, anti-neuropathic agents, anti-nephropathic agents, anti-atherosclerotic agents, anti-ischemic agents, anti-hypertensive agents, anti-obesity agents, anti-dislipidemic agents, anti-dyslipidemic agents, anti-hyperlipidemic agents, anti-hypertriglyceridemic agents, anti-hypercholesterolemic agents, anti-restenotic agents, anti-pancreatic agents, lipid lowering agents, appetite suppressants, memory enhancing agents, cognition promoting agents and anti-inflammatory agents.

[00264] Examples of suitable anti-diabetic agents for use in combination with the compounds of the present invention include insulin and insulin analogs: LysPro insulin, inhaled formulations comprising insulin; glucagon-like peptides;

sulfonylureas and analogs: chlorpropamide, glibenclamide, tolbutamide, tolazamide, acetohexamide, glypizide, glyburide, glimepiride, repaglinide, meglitinide; biguanides: metformin, phenformin, buformin; alpha2-antagonists and imidazolines: midaglizole, isaglidole, deriglidole, idazoxan, efaroxan, fluparoxan; other insulin secretagogues: linogiride, insulinotropin, exendin-4, BTS-67582, A-4166; thiazolidinediones: ciglitazone, pioglitazone, troglitazone, rosiglitazone; PPAR-gamma agonists; PPAR-alpha agonists; PPAR alpha/gamma dual agonists; SGLT2 inhibitors; dipeptidyl peptidase-IV (DPP4) inhibitors; glucagon-like peptide-1 (GLP-1) receptor agonists; aldose reductase inhibitors; RXR agonists: JTT-501, MCC-555, 10 MX-6054, DRF2593, GI-262570, KRP-297, LG100268; fatty acid oxidation inhibitors: clomoxir, etomoxir; α -glucosidase inhibitors: precose, acarbose, miglitol, emiglitate, voglibose, MDL-25,637, camiglibose, MDL-73,945; beta-agonists: BRL 35135, BRL 37344, Ro 16-8714, ICI D7114, CL 316,243, TAK-667, AZ40140; phosphodiesterase inhibitors, both cAMP and cGMP type: sildenafil, L686398; 15 386,398; amylin antagonists: pramlintide, AC-137; lipoxygenase inhibitors: masoprocol; somatostatin analogs: BM-23014, seglitide, octreotide; glucagon antagonists: BAY 276-9955; insulin signaling agonists, insulin mimetics, PTP1B inhibitors: L-783281, TER17411, TER17529; gluconeogenesis inhibitors: GP3034; somatostatin analogs and antagonists; antilipolytic agents: nicotinic acid, acipimox, 20 WAG 994; glucose transport stimulating agents: BM-130795; glucose synthase kinase inhibitors: lithium chloride, CT98014, CT98023; and galanin receptor agonists.

[00265] Other suitable thiazolidinediones include Mitsubishi's MCC-555 (disclosed in U.S. Patent No. 5,594,016), Glaxo-Wellcome's GL-262570, englitazone (CP-68722, Pfizer), or darglitazone (CP-86325, Pfizer, isaglitazone (MIT/J&J), JTT- 25 501 (JPNT/P&U), L-895645 (Merck), R-119702 (Sankyo/WL), NN-2344 (Dr. Reddy/NN), or YM-440 (Yamanouchi).

[00266] Suitable PPAR alpha/gamma dual agonists include AR-HO39242 (Astra/Zeneca), GW-409544 (Glaxo-Wellcome), KRP297 (Kyorin Merck), as well as those disclosed by Murakami et al., "A Novel Insulin Sensitizer Acts As a Coligand 30 for Peroxisome Proliferation – Activated Receptor Alpha (PPAR alpha) and PPAR gamma; Effect of PPAR alpha Activation on Abnormal Lipid Metabolism in Liver of Zucker Fatty Rats", *Diabetes*, 47:1841-1847 (1998), and WO 01/21602, the disclosure

of which is incorporated herein by reference, employing dosages as set out therein, which compounds designated as preferred are preferred for use herein.

[00267] Suitable alpha2 antagonists also include those disclosed in WO 00/59506, employing dosages as set out herein.

5 [00268] Suitable SGLT2 inhibitors include T-1095, phlorizin, WAY-123783, and those described in WO 01/27128.

[00269] Suitable DPP4 inhibitors include saxagliptan, sitagliptan, vildagliptin, and denagliptan.

10 [00270] Suitable aldose reductase inhibitors include those disclosed in WO 99/26659.

[00271] Suitable meglitinides include nateglinide (Novartis) or KAD1229 (PF/Kissei).

15 [00272] Examples of glucagon-like peptide-1 (GLP-1) receptor agonists include Exenatide (ByettaTM), NN2211 (Liraglutide, Novo Nordisk), AVE0010 (Sanofi-Aventis), R1583 (Roche/Ipsen), SUN E7001 (Daiichi/Santory), GSK-716155 (GSK/Human Genome Sciences) and Exendin-4 (PC-DACTM).

[00273] Other anti-diabetic agents that can be used in combination with compounds of the invention include ergoset and D-chiroinositol.

20 [00274] Suitable anti-ischemic agents include, but are not limited to, those described in the Physicians' Desk Reference and NHE inhibitors, including those disclosed in WO 99/43663.

25 [00275] Examples of suitable lipid lowering agents for use in combination with the compounds of the present invention include one or more MTP inhibitors, HMG CoA reductase inhibitors, squalene synthetase inhibitors, fibric acid derivatives, ACAT inhibitors, lipoxygenase inhibitors, cholesterol absorption inhibitors, ileal Na⁺/bile acid cotransporter inhibitors, upregulators of LDL receptor activity, bile acid sequestrants, cholesterol ester transfer protein inhibitors (e.g., CP-529414 (Pfizer)), and/or nicotinic acid and derivatives thereof.

30 [00276] MTP inhibitors which may be employed as described above include those disclosed in U.S. Patent Nos. 5,595,872, 5,739,135, 5,712,279, 5,760,246, 5,827,875, 5,885,983 and 5,962,440.

[00277] The HMG CoA reductase inhibitors which may be employed in combination with one or more compounds of formula I include mevastatin and related compounds, as disclosed in U.S. Patent No. 3,983,140, lovastatin, (mevinolin) and related compounds, as disclosed in U.S. Patent No. 4,231,938, pravastatin, and related
5 compounds, such as disclosed in U.S. Patent No. 4,346,227, simvastatin, and related compounds, as disclosed in U.S. Patent Nos. 4,448,784 and 4,450,171. Other HMG CoA reductase inhibitors which may be employed herein include, but are not limited to, fluvastatin, disclosed in U.S. Patent No. 5,354,772; cerivastatin, as disclosed in U.S. Patent Nos. 5,006,530 and 5,177,080; atorvastatin, as disclosed in U.S. Patent
10 Nos. 4,681,893, 5,273,995, 5,385,929 and 5,686,104; atavastatin (Nissan/Sankyo's nisvastatin (NK-104)), as disclosed in U.S. Patent No. 5,011,930; visastatin (Shionogi-Astra/Zeneca (ZD-4522)) as disclosed in U.S. Patent No. 5,260,440.

[00278] Preferred hypolipidemic agents are pravastatin, lovastatin, simvastatin, atorvastatin, fluvastatin, cerivastatin, atavastatin, and ZD-4522.

[00279] The fibric acid derivatives which may be employed in combination with one or more compounds of formula I include fenofibrate, gemfibrozil, clofibrate, bezafibrate, ciprofibrate, clinofibrate, and the like, probucol, and related compounds, as disclosed in U.S. Patent No. 3,674,836, fenofibrate and gemfibrozil being
15 preferred, bile acid sequestrants, such as cholestyramine, colestipol and DEAE-Sephadex (Secholex[®], Policexide[®]), as well as lipostabil (Rhône-Poulenc), Eisai E-5050 (an N-substituted ethanolamine derivative), imanixil (HOE-402), tetrahydrolipstatin (THL), istigmastanylphosphorylcholine (SPC, Roche), aminocyclodextrin (Tanabe Seiyoku), Ajinomoto AJ-814 (azulene derivative), melinamide (Sumitomo), Sandoz 58-035, American Cyanamid CL-277,082 and CL-
20 283,546 (disubstituted urea derivatives), nicotinic acid, acipimox, acifran, neomycin, p-aminosalicylic acid, aspirin, poly(diallylmethylamine) derivatives, such as disclosed in U.S. Patent No. 4,759,923, quaternary amine poly(diallyldimethylammonium chloride) and ionenes, such as disclosed in U.S. Patent No. 4,027,009, and other known serum cholesterol lowering agents.

[00280] The ACAT inhibitor which may be employed in combination with one or more compounds of formula I include those disclosed in *Drugs of the Future*, 24:9-15 (1999) (Avasimibe); Nicolosi et al., "The ACAT inhibitor, Cl-1011 is effective in the

prevention and regression of aortic fatty streak area in hamsters”, *Atherosclerosis* (Shannon, Irel.), 137(1):77-85 (1998); Ghiselli, G., “The pharmacological profile of FCE 27677: a novel ACAT inhibitor with potent hypolipidemic activity mediated by selective suppression of the hepatic secretion of ApoB100-containing lipoprotein”, *Cardiovasc. Drug Rev.*, 16(1):16-30 (1998); Smith, C. et al., “RP 73163: a bioavailable alkylsulfinyl-diphenylimidazole ACAT inhibitor”, *Bioorg. Med. Chem. Lett.*, 6(1):47-50 (1996); Krause, B.R. et al., Chapter 6: “ACAT Inhibitors: Physiologic Mechanisms for Hypolipidemic and Anti-Atherosclerotic Activities in Experimental Animals”, *Inflammation: Mediators and Pathways*, CRC Press, Inc., publ., Ruffolo, Jr., R.R. et al., eds., pp. 173-198 (1995); Sliskovic et al., “ACAT inhibitors: potential anti-atherosclerotic agents”, *Curr. Med. Chem.*, 1(3):204-25 (1994); Stout et al., “Inhibitors of acyl-CoA:cholesterol O-acyl transferase (ACAT) as hypocholesterolemic agents. 6. The first water-soluble ACAT inhibitor with lipid-regulating activity. Inhibitors of acyl-CoA:cholesterol acyltransferase (ACAT). 7. Development of a series of substituted N-phenyl-N'-[(1-phenylcyclopentyl)methyl]ureas with enhanced hypocholesterolemic activity”, *Chemtracts: Org. Chem.*, 8(6):359-362 (1995), or TS-962 (Taisho Pharmaceutical Co. Ltd.).

[00281] The hypolipidemic agent may be an upregulator of LDL receptor activity, such as MD-700 (Taisho Pharmaceutical Co. Ltd) and LY295427 (Eli Lilly).

[00282] Examples of suitable cholesterol absorption inhibitors for use in combination with the compounds of the invention include ezetimibe (Zetia[®]).

[00283] Examples of suitable ileal Na⁺/bile acid cotransporter inhibitors for use in combination with the compounds of the invention include compounds as disclosed in *Drugs of the Future*, 24:425-430 (1999).

[00284] The lipoxygenase inhibitors which may be employed in combination with one or more compounds of formula I include 15-lipoxygenase (15-LO) inhibitors, such as benzimidazole derivatives, as disclosed in WO 97/12615, 15-LO inhibitors, as disclosed in WO 97/12613, isothiazolones, as disclosed in WO 96/38144, and 15-LO inhibitors, as disclosed by Sendobry et al., “Attenuation of diet-induced atherosclerosis in rabbits with a highly selective 15-lipoxygenase inhibitor lacking significant antioxidant properties”, *Brit. J. Pharmacology*, 120:1199-1206 (1997), and

Cornicelli et al., "15-Lipoxygenase and its Inhibition: A Novel Therapeutic Target for Vascular Disease", *Current Pharmaceutical Design*, 5:11-20 (1999).

[00285] Examples of suitable anti-hypertensive agents for use in combination with the compounds of the present invention include beta adrenergic blockers, calcium
5 channel blockers (L-type and T-type; e.g., diltiazem, verapamil, nifedipine, amlodipine and mybefradil), diuretics (e.g., chlorothiazide, hydrochlorothiazide, flumethiazide, hydroflumethiazide, bendroflumethiazide, methylchlorothiazide, trichloromethiazide, polythiazide, benzthiazide, ethacrynic acid tricrynafen, chlorthalidone, furosemide, musolimine, bumetanide, triamtrenene, amiloride,
10 spironolactone), renin inhibitors (e.g., aliskiren), ACE inhibitors (e.g., captopril, zofenopril, fosinopril, enalapril, ceranopril, cilazopril, delapril, pentopril, quinapril, ramipril, lisinopril), AT-1 receptor antagonists (e.g., losartan, irbesartan, valsartan), ET receptor antagonists (e.g., sitaxsentan, atrsentan, and compounds disclosed in U.S. Patent Nos. 5,612,359 and 6,043,265), Dual ET/AII antagonist (e.g., compounds
15 disclosed in WO 00/01389), neutral endopeptidase (NEP) inhibitors, vasopepsidase inhibitors (dual NEP-ACE inhibitors) (e.g., omapatrilat and gemopatrilat), and nitrates.

[00286] Examples of suitable anti-obesity agents for use in combination with the compounds of the present invention include a cannabinoid receptor 1 antagonist or
20 inverse agonist, a beta 3 adrenergic agonist, a lipase inhibitor, a serotonin (and dopamine) reuptake inhibitor, a thyroid receptor beta drug, and/or an anorectic agent.

[00287] Cannabinoid receptor 1 antagonists and inverse agonists which may be optionally employed in combination with compounds of the present invention include rimonabant, SLV 319, CP-945598 (Pfizer), SR-147778 (Sanofi-Aventis), MK0364
25 (Merck) and those discussed in Hertzog, D.L., *Expert Opin. Ther. Patents*, 14:1435-1452 (2004).

[00288] The beta 3 adrenergic agonists which may be optionally employed in combination with compounds of the present invention include AJ9677
(Takeda/Dainippon), L750355 (Merck), or CP331648 (Pfizer), or other known beta 3
30 agonists, as disclosed in U.S. Patent Nos. 5,541,204, 5,770,615, 5,491,134, 5,776,983, and 5,488,064, with AJ9677, L750,355, and CP331648 being preferred.

[00289] Examples of lipase inhibitors which may be optionally employed in combination with compounds of the present invention include orlistat or ATL-962 (Alizyme), with orlistat being preferred.

5 [00290] The serotonin (and dopamine) reuptake inhibitor and/or modulator which may be optionally employed in combination with a compound of formula I may be sibutramine, topiramate (Johnson & Johnson), APD-356 (Arena) or axokine (Regeneron), with sibutramine and APD-356 being preferred.

10 [00291] Examples of thyroid receptor beta compounds which may be optionally employed in combination with compounds of the present invention include thyroid receptor ligands, such as those disclosed in WO 97/21993 (U. Cal SF), WO 99/00353 (KaroBio), and WO 00/039077 (KaroBio), with compounds of the KaroBio applications being preferred.

15 [00292] The anorectic agent which may be optionally employed in combination with compounds of the present invention include dexamphetamine, phentermine, phenylpropanolamine, or mazindol, with dexamphetamine being preferred.

[00293] Other compounds that can be used in combination with the compounds of the present invention include CCK receptor agonists (e.g., SR-27895B); MCHR1 antagonist (e.g., GSK 856464); galanin receptor antagonists; MCR-4 antagonists (e.g., HP-228); leptin or mimetics; urocortin mimetics, CRF antagonists, and CRF binding proteins (e.g., RU-486, urocortin).

20 [00294] Further, the compounds of the present invention may be used in combination with HIV protease inhibitors, including but not limited to Reyataz[®] and Kaletra[®].

25 [00295] Examples of suitable memory enhancing agents, anti-dementia agents, or cognition promoting agents for use in combination with the compounds of the present invention include, but are not limited to, donepezil, rivastigmine, galantamine, memantine, tacrine, metrifonate, muscarine, xanomelline, deprenyl and physostigmine.

30 [00296] Examples of suitable anti-inflammatory agents for use in combination with the compounds of the present invention include, but are not limited to, prednisone, acetaminophen, aspirin, codeine, fentanyl, ibuprofen, indomethacin, ketorolac,

morphine, naproxen, phenacetin, piroxicam, a steroidal analgesic, sufentanyl, sunlindac, interferon alpha, prednisolone, methylprednisolone, dexamethazone, flucatisone, betamethasone, hydrocortisone and beclomethasone.

5 [00297] The aforementioned patents and patent applications are incorporated herein by reference.

[00298] The above other therapeutic agents, when employed in combination with the compounds of the present invention may be used, for example, in those amounts indicated in the Physicians' Desk Reference, as in the patents set out above, or as otherwise determined by one of ordinary skill in the art.

10 [00299] The compounds of formula I can be administered for any of the uses described herein by any suitable means, for example, orally, such as in the form of tablets, capsules, granules or powders; sublingually; buccally; parenterally, such as by subcutaneous, intravenous, intramuscular, or intrasternal injection, or infusion techniques (e.g., as sterile injectable aqueous or non-aqueous solutions or
15 suspensions); nasally, including administration to the nasal membranes, such as by inhalation spray; topically, such as in the form of a cream or ointment; or rectally such as in the form of suppositories; in dosage unit formulations containing non-toxic, pharmaceutically acceptable vehicles or diluents.

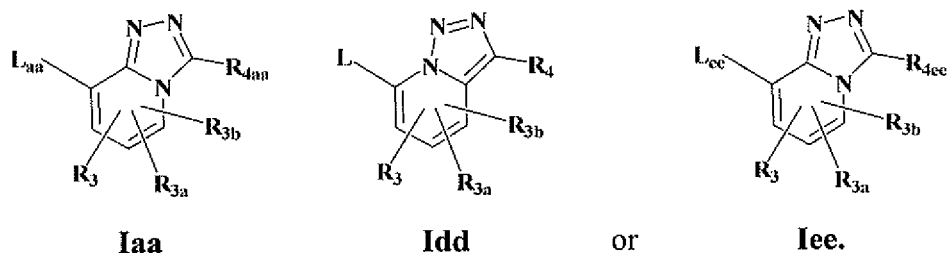
[00300] In carrying out the method of the invention for treating diabetes and related
20 diseases, a pharmaceutical composition will be employed containing the compounds of formula I, with or without other antidiabetic agent(s) and/or antihyperlipidemic agent(s) and/or other type therapeutic agents in association with a pharmaceutical vehicle or diluent. The pharmaceutical composition can be formulated employing conventional solid or liquid vehicles or diluents and pharmaceutical additives of a
25 type appropriate to the mode of desired administration, such as pharmaceutically acceptable carriers, excipients, binders, and the like. The compounds can be administered to a mammalian patient, including humans, monkeys, dogs, etc. by an oral route, for example, in the form of tablets, capsules, beads, granules or powders. The dose for adults is preferably between 1 and 2,000 mg per day, which can be
30 administered in a single dose or in the form of individual doses from 1-4 times per day.

[00301] A typical capsule for oral administration contains compounds of structure I (250 mg), lactose (75 mg), and magnesium stearate (15 mg). The mixture is passed through a 60 mesh sieve and packed into a No. 1 gelatin capsule.

[00302] A typical injectable preparation is produced by aseptically placing 250 mg
5 of compounds of structure I into a vial, aseptically freeze-drying and sealing. For use, the contents of the vial are mixed with 2 mL of physiological saline, to produce an injectable preparation.

WHAT IS CLAIMED IS:

- 5 1. A compound, enantiomer, diastereomer, or salts thereof, of formula Iaa, Idd or Iee:



wherein:

L is -alkyl-(W₂)_n;

L_{aa} is -alkenyl-(W₁)_n or -alkyl-(W_{2aa})_n;

10 L_{ee} is -cycloalkyl-(W₁)_n or -alkyl-(W_{2ee})_n;

n is 1 to 2;

W₁, at each occurrence, is independently halogen, -OH, -CN, -CO₂R₆,
 -CONR₈R_{8a}, -OCONR₈R_{8a}, -SO₂NR₈R_{8a}, -SOR₆, -SO₂R₆, alkyl, haloalkyl, alkoxy,
 aryloxy, haloalkoxy, alkylthio, arylthio, arylsulfonyl, aminoalkyl, arylamino or
 15 heteroarylamino;

W₂ is independently halogen, -OH, -CO₂H, -CN, -CO₂R₆, -CONR₈R_{8a},
 -OCOR₆, -SO₂NR₈R_{8a}, -SO-alkyl, -SO₂-alkyl, -NR₉SO₂R_{9a}, -NR₉COR_{9a}, alkyl,
 haloalkyl, alkoxy, alkenyl, haloalkoxy, alkylthio, alkylamino or aminoalkyl;

20 W_{2aa} is independently halogen, -CN, -CO₂H, -CO₂R₆, -CONR₈R_{8a},
 -OCOR₆, -OCONR₈R_{8a}, -SO₂NR₈R_{8a}, -SO-alkyl, -SO₂-alkyl, -NR₉SO₂R_{9a}, alkyl,
 alkoxy, alkenyl, haloalkoxy, alkylthio, alkylamino or aminoalkyl;

W_{2ee} is independently halogen, -CN, -CO₂H, -CO₂R₆, -CONR₈R_{8a},
 -OCOR₆, -OCONR₈R_{8a}, -SO₂NR₈R_{8a}, -SO-alkyl, -SO₂-alkyl, -NR₉SO₂R_{9a}, alkyl,
 alkenyl, haloalkoxy, alkylthio or aminoalkyl;

25 provided that W_{2aa} or W_{2ee} are not only halogen;

R₃, R_{3a} and R_{3b} are independently hydrogen, halogen, -OH, -CN, -NO₂,
 -CO₂R_{8a}, alkyl, haloalkyl, cycloalkyl, alkoxy, aryloxy, haloalkoxy, alkylthio, arylthio,

arylsulfonyl, alkylamino, aminoalkyl, arylamino, heteroarylamino, aryl, heteroaryl or heterocyclyl, wherein the aryl, heteroaryl or heterocyclyl may be optionally substituted with R₇, R_{7a}, R_{7b}, and R_{7c};

5 R₄ is alkyl or cycloalkyl, both of which may be optionally substituted with one or more substituents selected from halogen, -OH, -OR₆, -SR₆, -CN, -COR₆, -CO₂R₆, -CO₂H, -CONR₈R_{8a}, -SO₂R₆, alkyl, alkoxy, aryl, amino, heterocyclyl or heteroaryl, wherein the alkyl, alkoxy, aryl, heteroaryl or heterocyclyl may be optionally substituted with R₇, R_{7a}, R_{7b}, and R_{7c};

10 R_{4aa} is cycloalkyl, which may be optionally substituted with one or more substituents selected from halogen, -OH, -OR₆, -SR₆, -CN, -COR₆, -CO₂R₆, -CO₂H, -CONR₈R_{8a}, -SO₂R₆, alkyl, alkoxy, aryl, amino, heterocyclyl or heteroaryl, wherein the alkyl, alkoxy, aryl, heteroaryl or heterocyclyl may be optionally substituted with R₇, R_{7a}, R_{7b}, and R_{7c};

15 R_{4cc} is alkyl, which may be optionally substituted with one or more substituents selected from halogen, -OH, -OR₆, -SR₆, -CN, -COR₆, -CO₂R₆, -CO₂H, -CONR₈R_{8a}, -SO₂R₆, alkyl, alkoxy, aryl, amino, heterocyclyl or heteroaryl, wherein the alkyl, alkoxy, aryl, heteroaryl or heterocyclyl may be optionally substituted with R₇, R_{7a}, R_{7b}, and R_{7c};

20 R₆, at each occurrence, is independently alkyl, cycloalkyl, aryl or heteroaryl, all of which may be optionally substituted with R₇, R_{7a}, R_{7b}, and R_{7c};

R₇, R_{7a}, R_{7b}, and R_{7c}, at each occurrence, are independently halo, alkyl, haloalkyl, alkoxy, haloalkoxy, aryl, aryloxy, arylaryl, arylalkyl, arylalkyloxy, alkenyl, cycloalkyl, cycloalkylalkyl, cycloalkylalkyloxy, amino, -OH, -CO₂R₈, -CONR₈R_{8a}, hydroxyalkyl, acyl, heteroaryl, heteroaryloxy, heteroarylalkyl, heteroarylalkoxy, 25 aryloxyalkyl, alkylthio, arylalkylthio, aryloxyaryl, alkylamido, alkanoylamino, arylcarbonylamino, -SO₂R_{9b}, -NO₂, -CN or thiol, wherein the aryl or heteroaryl may be optionally substituted with R₁₀, R_{10a}, R_{10b}, and R_{10c};

30 R₈ and R_{8a}, at each occurrence, is independently hydrogen, alkyl, cycloalkyl, aryl or heteroaryl, all of which may be optionally substituted with R₁₀, R_{10a}, R_{10b}, and R_{10c};

R₉ and R_{9a}, at each occurrence, is independently hydrogen, alkyl, cycloalkyl, aryl, arylalkyl or heteroaryl, all of which may be optionally substituted with R₁₀, R_{10a}, R_{10b}, and R_{10c};

R_{9b}, at each occurrence, is independently alkyl, cycloalkyl, aryl or heteroaryl, all of which may be optionally substituted with R₁₀, R_{10a}, R_{10b}, and R_{10c}; and

R₁₀, R_{10a}, R_{10b}, and R_{10c}, at each occurrence, are independently halo, alkyl, haloalkyl, alkoxy, aryl, aryloxy, arylaryl, arylalkyl, arylalkyloxy, alkenyl, cycloalkyl, cycloalkylalkyl, cycloalkylalkyloxy, amino, -OH, hydroxyalkyl, acyl, heteroaryl, heteroaryloxy, heteroarylalkyl, heteroarylalkoxy, aryloxyalkyl, alkylthio, arylalkylthio, aryloxyaryl, alkylamido, alkanoylamino, arylcarbonylamino, -NO₂, -CN or thiol[.]; provided that:

(a) W₁, W_{1ee}, W₂, or W_{2aa} is not cycloalkyl when n is 1 and R₄, R_{4aa} or R_{4ee} are cycloalkyl;

(b) W_{2ee} is not cycloalkyl, aryl, heteroaryl or heterocyclyl when n is 1 and R_{4ee} is cycloalkyl;

(c) R₇, R_{7a}, R_{7b}, and R_{7c} must be substituted with at least one R₁₀, R_{10a}, R_{10b}, or R_{10c} when (i) L_{ee} is cycloalkyl, (ii) R_{4ee} is cycloalkyl substituted with aryl, heterocyclyl or heteroaryl, (iii) the aryl, heteroaryl or heterocyclyl is substituted with R₇, R_{7a}, R_{7b}, or R_{7c}; and (iv) R₇, R_{7a}, R_{7b}, and R_{7c} is aryl, heteroaryl or heterocyclyl;

(d) L_{aa} and L_{ee} are not C₁₋₃alkyl or haloC₁₋₃alkyl when R_{4aa} or R_{4ee} are substituted with an optionally substituted aryl moiety; and

(e) W_{2ee} is not halogen, alkyl, haloalkyl or aryl when R_{4ee} is alkyl.

2. The compound of claim 1, wherein:

L is -alkyl-(W₂)_n;

L_{aa} is -alkenyl-(W₁)_n or -alkyl-(W_{2aa})_n;

L_{ee} is -cycloalkyl-(W₁)_n or -alkyl-(W_{2ee})_n;

n is 1 to 2;

W₁, at each occurrence, is independently halogen, -OH, -CN, -CO₂R₆,

-CONR₈R_{8a}, -OCONR₈R_{8a}, -SO₂NR₈R_{8a}, -SOR₆, -SO₂R₆, alkyl, haloalkyl, alkoxy, aryloxy, haloalkoxy, alkylthio, arylthio, arylsulfonyl, arylamino or heteroarylamino;

W_2 is independently halogen, -OH, -CO₂H, -CN, -CO₂R₆, -CONR₈R_{8a}, -OCOR₆, -OCONR₈R_{8a}, -SO₂NR₈R_{8a}, -SO-alkyl, -SO₂-alkyl, -NR₉SO₂R_{9a}, alkyl, haloalkyl, alkoxy, alkenyl, haloalkoxy, alkylthio, alkylamino or aminoalkyl;

W_{2aa} is independently halogen, -CN, -CO₂H, -CO₂R₆, -CONR₈R_{8a},
5 -OCOR₆, -OCONR₈R_{8a}, -SO₂NR₈R_{8a}, -SO-alkyl, -SO₂-alkyl, -NR₉SO₂R_{9a}, alkyl, alkoxy, alkenyl, haloalkoxy or alkylthio;

W_{2cc} is independently halogen, -CN, -CO₂H, -CO₂R₆, -CONR₈R_{8a}, -OCOR₆, -OCONR₈R_{8a}, -SO₂NR₈R_{8a}, -SO-alkyl, -SO₂-alkyl, -NR₉SO₂R_{9a}, alkyl, alkenyl, haloalkoxy or alkylthio;

10 provided that W_{2aa} or W_{2cc} are not only halogen;

R_3 , R_{3a} and R_{3b} are independently hydrogen, halogen, -OH, -CN, -NO₂, alkyl, haloalkyl, cycloalkyl, alkoxy, aryloxy, haloalkoxy, alkylthio, arylthio, arylsulfonyl, alkylamino, aminoalkyl, arylamino, heteroaryl amino, aryl, heteroaryl or heterocyclyl, wherein the aryl, heteroaryl or heterocyclyl may be optionally substituted with R_7 , R_{7a} ,

15 R_{7b} , and R_{7c} ;

R_4 is cycloalkyl, which may be optionally substituted with one or more substituents selected from halogen, -OH, -OR₆, -SR₆, -CN, -COR₆, -CO₂R₆, -CO₂H, -CONR₈R_{8a}, -SO₂R₆, alkyl, alkoxy, aryl, amino, heterocyclyl or heteroaryl, wherein the alkyl, alkoxy, aryl, heteroaryl or heterocyclyl may be optionally substituted with

20 R_7 , R_{7a} , R_{7b} , and R_{7c} ;

R_{4aa} is cycloalkyl, which may be optionally substituted with one or more substituents selected from halogen, -OH, -OR₆, -SR₆, -CN, -COR₆, -CO₂R₆, -CO₂H, -CONR₈R_{8a}, -SO₂R₆, alkyl, alkoxy, aryl, amino, heterocyclyl or heteroaryl, wherein the alkyl, alkoxy, aryl, heteroaryl or heterocyclyl may be optionally substituted with

25 R_7 , R_{7a} , R_{7b} , and R_{7c} ;

R_{4ee} is alkyl, which may be optionally substituted with one or more substituents selected from halogen, -OH, -OR₆, -SR₆, -CN, -COR₆, -CO₂R₆, -CO₂H, -CONR₈R_{8a}, -SO₂R₆, alkyl, alkoxy, aryl, amino, heterocyclyl or heteroaryl, wherein the alkyl, alkoxy, aryl, heteroaryl or heterocyclyl may be optionally substituted with

30 R_7 , R_{7a} , R_{7b} , and R_{7c} ;

R_6 , at each occurrence, is independently alkyl, cycloalkyl, aryl or heteroaryl, all of which may be optionally substituted with R_7 , R_{7a} , R_{7b} , and R_{7c} ;

R₇, R_{7a}, R_{7b}, and R_{7c}, at each occurrence, are independently halo, alkyl, haloalkyl, alkoxy, haloalkoxy, aryl, aryloxy, arylaryl, arylalkyl, arylalkyloxy, alkenyl, cycloalkyl, cycloalkylalkyl, cycloalkylalkyloxy, amino, -OH, -CO₂R₈, -CONR₈R_{8a}, hydroxyalkyl, acyl, heteroaryl, heteroaryloxy, heteroarylalkyl, heteroarylalkoxy, aryloxyalkyl, alkylthio, arylalkylthio, aryloxyaryl, alkylamido, alkanoylamino, arylcarbonylamino, -SO₂R_{9b}, -NO₂, -CN or thiol, wherein the aryl or heteroaryl may be optionally substituted with R₁₀, R_{10a}, R_{10b}, and R_{10c};

R₈ and R_{8a}, at each occurrence, is independently hydrogen, alkyl, aryl or heteroaryl, all of which may be optionally substituted with R₁₀, R_{10a}, R_{10b}, and R_{10c};

R₉ and R_{9a}, at each occurrence, is independently hydrogen, alkyl, cycloalkyl, aryl or heteroaryl, all of which may be optionally substituted with R₁₀, R_{10a}, R_{10b}, and R_{10c};

R_{9b}, at each occurrence, is independently alkyl, cycloalkyl, aryl or heteroaryl, all of which may be optionally substituted with R₁₀, R_{10a}, R_{10b}, and R_{10c}; and

R₁₀, R_{10a}, R_{10b}, and R_{10c}, at each occurrence, are independently halo, alkyl, haloalkyl, alkoxy, aryl, aryloxy, arylaryl, arylalkyl, arylalkyloxy, alkenyl, cycloalkyl, cycloalkylalkyl, cycloalkylalkyloxy, amino, -OH, hydroxyalkyl, acyl, heteroaryl, heteroaryloxy, heteroarylalkyl, heteroarylalkoxy, aryloxyalkyl, alkylthio, arylalkylthio, aryloxyaryl, alkylamido, alkanoylamino, arylcarbonylamino, -NO₂, -CN or thiol.

3. The compound of claim 1, wherein:

L is -alkyl-(W₂)_n;

L_{aa} is -alkyl-(W_{2aa})_n;

L_{cc} is -alkyl-(W_{2cc})_n;

n is 1 to 2;

W₂ is independently halogen, -OH, -CO₂H, -CN, -CO₂R₆, -CONR₈R_{8a}, -OCOR₆, -OCONR₈R_{8a}, -SO₂NR₈R_{8a}, -SO-alkyl, -SO₂-alkyl, -NR₉SO₂R_{9a}, alkyl, haloalkyl, alkoxy or haloalkoxy;

W_{2aa} is independently halogen, -CN, -CO₂H, -CO₂R₆, -CONR₈R_{8a}, -OCONR₈R_{8a}, -SO₂NR₈R_{8a}, -SO-alkyl, -SO₂-alkyl, -NR₉SO₂R_{9a}, alkyl, alkoxy, alkenyl or haloalkoxy;

W_{2cc} is independently halogen, -CN, -CO₂H, -CO₂R₆, -CONR₈R_{8a}, -
OCONR₈R_{8a}, -SO₂NR₈R_{8a}, -SO-alkyl, -SO₂-alkyl, -NR₉SO₂R_{9a}, alkyl, alkoxy, alkenyl
or haloalkoxy;

provided that W_{2aa} or W_{2cc} are not only halogen;

- 5 R₃, R_{3a} and R_{3b} are independently hydrogen, halogen, -OH, -CN, -NO₂, alkyl,
haloalkyl, cycloalkyl, alkoxy, aryloxy, haloalkoxy, alkylthio, arylthio, arylsulfonyl,
alkylamino or aminoalkyl, wherein the aryl, heteroaryl or heterocyclyl may be
optionally substituted with R₇, R_{7a}, R_{7b}, and R_{7c};

- 10 R₄ is a 3- to 10-membered cycloalkyl, which may be optionally substituted
with one or more substituents selected from halogen, -OH, -OR₆, -SR₆, -CN, -COR₆,
-CO₂R₆, -CO₂H, alkyl, alkoxy, aryl, amino, heterocyclyl or heteroaryl, wherein the
alkyl, alkoxy, aryl, heteroaryl or heterocyclyl may be optionally substituted with R₇,
R_{7a}, R_{7b}, and R_{7c};

- 15 R_{4aa} is cycloalkyl, which may be optionally substituted with one or more
substituents selected from halogen, -OH, -OR₆, -SR₆, -CN, -COR₆, -CO₂R₆, -CO₂H,
alkyl, alkoxy, aryl, amino, heterocyclyl or heteroaryl, wherein the alkyl, alkoxy, aryl,
heteroaryl or heterocyclyl may be optionally substituted with R₇, R_{7a}, R_{7b}, and R_{7c};

- 20 R_{4ee} is alkyl, which may be optionally substituted with one or more
substituents selected from halogen, -OH, -OR₆, -SR₆, -CN, -COR₆, -CO₂R₆, -CO₂H,
alkyl, alkoxy, aryl, amino, heterocyclyl or heteroaryl, wherein the alkyl, alkoxy, aryl,
heteroaryl or heterocyclyl may be optionally substituted with R₇, R_{7a}, R_{7b}, and R_{7c};

R₆, at each occurrence, is independently alkyl, cycloalkyl, aryl or heteroaryl;

- 25 R₇, R_{7a}, R_{7b}, and R_{7c}, at each occurrence, are independently halo, alkyl,
haloalkyl, alkoxy, haloalkoxy, aryl, aryloxy, arylaryl, arylalkyl, arylalkyloxy, alkenyl,
cycloalkyl, cycloalkylalkyl, cycloalkylalkyloxy, amino, -OH, -CO₂R₈, hydroxyalkyl,
acyl, heteroaryl, heteroaryloxy, heteroarylalkyl, heteroarylalkoxy, aryloxyalkyl,
alkylthio, arylalkylthio, aryloxyaryl, alkylamido, alkanoylamino, arylcarbonylamino, -
SO₂R_{9b} -NO₂, -CN or thiol, wherein the aryl or heteroaryl may be optionally
substituted with R₁₀, R_{10a}, R_{10b}, and R_{10c};

- 30 R₈ and R_{8a}, at each occurrence, is independently hydrogen, alkyl or aryl, all of
which may be optionally substituted with R₁₀, R_{10a}, R_{10b}, and R_{10c};

R₉ and R_{9a}, at each occurrence, is independently hydrogen, alkyl, cycloalkyl, aryl or heteroaryl, all of which may be optionally substituted with R₁₀, R_{10a}, R_{10b}, and R_{10c};

R_{9b}, at each occurrence, is independently alkyl, cycloalkyl, aryl or heteroaryl;

5 and

R₁₀, R_{10a}, R_{10b}, and R_{10c}, at each occurrence, are independently halo, alkyl, haloalkyl, alkoxy, aryl, aryloxy, arylaryl, arylalkyl, arylalkyloxy, alkenyl, cycloalkyl, cycloalkylalkyl, cycloalkylalkyloxy, amino, -OH, hydroxyalkyl, acyl, heteroaryl, heteroaryloxy, heteroarylalkyl, heteroarylalkoxy, aryloxyalkyl, alkylthio, arylalkylthio, 10 aryloxyaryl, alkylamido, alkanoylamino, arylcarbonylamino, -NO₂, -CN or thiol.

4. The compound of claim 1, wherein:

L is -alkyl-(W₂)_n;

L_{aa} is -alkyl-(W_{2aa})_n;

15 L_{ee} is -alkyl-(W_{2ee})_n;

n is 1 to 2;

W₂ is independently halogen, -OH, -CO₂H, -CN, -CO₂R₆, -CONR₈R_{8a}, -OCOR₆, -OCONR₈R_{8a}, -SO₂NR₈R_{8a}, -SO-alkyl, -SO₂-alkyl, alkyl or haloalkyl;

W_{2aa} is independently halogen, -CN, -CO₂H, -CO₂R₆, -CONR₈R_{8a}, -OCONR₈R_{8a}, -SO₂NR₈R_{8a}, -SO-alkyl, -SO₂-alkyl, -NR₉SO₂R_{9a}, alkyl, alkoxy or haloalkoxy;

W_{2ee} is independently halogen, -CN, -CO₂H, -CO₂R₆, -CONR₈R_{8a}, -OCONR₈R_{8a}, -SO₂NR₈R_{8a}, -SO-alkyl, -SO₂-alkyl, -NR₉SO₂R_{9a}, alkyl, alkoxy or haloalkoxy;

25 provided that W_{2aa} or W_{2ee} are not only halogen;

R₃, R_{3a} and R_{3b} are independently hydrogen, halogen, -OH, -CN, -NO₂, alkyl, haloalkyl, cycloalkyl, alkoxy, aryloxy, haloalkoxy, alkylthio, arylthio, arylsulfonyl, alkylamino or aminoalkyl;

R₄ is a 3- to 7-membered cycloalkyl, which may be optionally substituted with one or more substituents selected from halogen, -OH, -OR₆, -SR₆, -CN, alkyl, alkoxy, aryl, amino, heterocyclyl or heteroaryl, wherein the alkyl, alkoxy, aryl, heteroaryl or heterocyclyl may be optionally substituted with R₇, R_{7a}, R_{7b}, and R_{7c};

R_{4aa} is cycloalkyl, which may be optionally substituted with one or more substituents selected from halogen, -OH, -OR₆, -SR₆, -CN, alkyl, alkoxy, aryl, amino, heterocyclyl or heteroaryl, wherein the alkyl, alkoxy, aryl, heteroaryl or heterocyclyl may be optionally substituted with R₇, R_{7a}, R_{7b}, and R_{7c};

5 R_{4ee} is alkyl, which may be optionally substituted with one or more substituents selected from halogen, -OH, -OR₆, -SR₆, -CN, -COR₆, -CO₂R₆, -CO₂H, alkyl, alkoxy, aryl, amino, heterocyclyl or heteroaryl, wherein the alkyl, alkoxy, aryl, heteroaryl or heterocyclyl may be optionally substituted with R₇, R_{7a}, R_{7b}, and R_{7c};

R₆, at each occurrence, is independently alkyl, cycloalkyl, aryl or heteroaryl;

10 R₇, R_{7a}, R_{7b}, and R_{7c}, at each occurrence, are independently halo, alkyl, haloalkyl, alkoxy, haloalkoxy, aryl, aryloxy, arylaryl, arylalkyl, cycloalkyl, amino, -OH, -CO₂R₈, hydroxyalkyl, heteroaryl, heteroaryloxy, heteroarylalkyl, alkylthio, arylalkylthio, -NO₂ or -CN, wherein the aryl or heteroaryl may be optionally substituted with R₁₀, R_{10a}, R_{10b}, and R_{10c};

15 R₈ and R_{8a}, at each occurrence, is independently hydrogen or alkyl, wherein the alkyl may be optionally substituted with R₁₀, R_{10a}, R_{10b}, and R_{10c}; and

R₉ and R_{9a}, at each occurrence, is independently hydrogen, alkyl, aryl or heteroaryl, all of which may be optionally substituted with R₁₀, R_{10a}, R_{10b}, and R_{10c};

R_{9b}, at each occurrence, is independently alkyl, aryl or heteroaryl; and

20 R₁₀, R_{10a}, R_{10b}, and R_{10c}, at each occurrence, are independently halo, alkyl, haloalkyl, alkoxy, aryl, aryloxy, arylaryl, arylalkyl, arylalkyloxy, alkenyl, cycloalkyl, cycloalkylalkyl, cycloalkylalkyloxy, amino, -OH, hydroxyalkyl, acyl, heteroaryl, heteroaryloxy, heteroarylalkyl, heteroarylalkoxy, aryloxyalkyl, alkylthio, arylalkylthio, aryloxyaryl, alkylamido, alkanoylamino, arylcarbonylamino, -NO₂, -CN or thiol.

25

5. The compound of claim 1, wherein:

L is -alkyl-(W₂)_n;

L_{aa} is -alkyl-(W_{2aa})_n;

L_{ee} is -alkyl-(W_{2ee})_n;

30 n is 1 to 2;

W₂ is independently halogen, -OH, -CN, -CO₂R₆, -SO-alkyl, -SO₂-alkyl, alkyl, or haloalkyl;

W_{2aa} is independently -CN, -CO₂R₆, -SO-alkyl, -SO₂-alkyl, alkyl, alkoxy, or haloalkoxy;

W_{2cc} is independently -CN, -CO₂R₆, -SO-alkyl, -SO₂-alkyl, alkyl or haloalkoxy;

5 R₃, R_{3a} and R_{3b} are independently hydrogen, halogen, -OH, -CN, -NO₂, alkyl, haloalkyl, cycloalkyl, alkoxy, aryloxy, haloalkoxy, alkylthio, arylthio, arylsulfonyl, alkylamino or aminoalkyl;

R₄ is a 3- or 4-membered cycloalkyl, which may be optionally substituted with one or more substituents selected from halogen, -OH, -OR₆, -SR₆, -CN, alkyl, alkoxy, 10 aryl, amino, heterocyclyl or heteroaryl, wherein the alkyl, alkoxy, aryl, heteroaryl or heterocyclyl may be optionally substituted with R₇, R_{7a}, R_{7b}, and R_{7c};

R_{4aa} is cycloalkyl, which may be optionally substituted with one or more substituents selected from halogen, -OH, -OR₆, -SR₆, -CN, alkyl, alkoxy, aryl, amino, heterocyclyl or heteroaryl, wherein the alkyl, alkoxy, aryl, heteroaryl or heterocyclyl 15 may be optionally substituted with R₇, R_{7a}, R_{7b}, and R_{7c};

R_{4cc} is alkyl, which may be optionally substituted with one or more substituents selected from halogen, -OH, -OR₆, -SR₆, -CN, alkyl, alkoxy, aryl, amino, heterocyclyl or heteroaryl, wherein the alkyl, alkoxy, aryl, heteroaryl or heterocyclyl 20 may be optionally substituted with R₇, R_{7a}, R_{7b}, and R_{7c};

R₆, at each occurrence, is independently alkyl, cycloalkyl, aryl or heteroaryl; and

R₇, R_{7a}, R_{7b}, and R_{7c}, at each occurrence, are independently halo, alkyl, haloalkyl, alkoxy, aryl, aryloxy, arylalkyl, cycloalkyl, amino, -OH, hydroxyalkyl, heteroaryl, heteroaryloxy, heteroarylalkyl, alkylthio, arylalkylthio, -NO₂, or -CN.

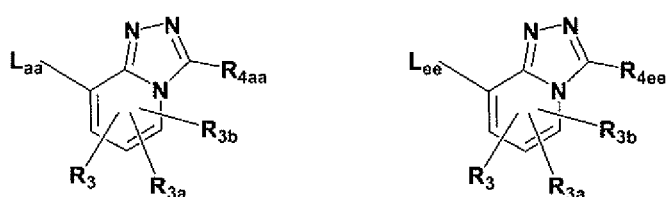
25

6. The compound of claim 1, wherein:

R_{4aa} is cyclopropyl or cyclobutyl, both of which may be optionally substituted with one or more substituents selected from halogen, -OH, -OR₆, -SR₆, -OCOR₆, -CN, -NR₅COR₆, -NR₅SO₂R₆, -COR₆, -CO₂R₆, -CO₂H, -OCONR₈R_{8a}, -CONR₈R_{8a}, 30 -NR₅CO₂R₆, -SO₂R₆, alkyl, alkoxy, aryl, amino, heterocyclyl or heteroaryl, wherein the alkyl, alkoxy, aryl, heteroaryl or heterocyclyl may be optionally substituted with R₇, R_{7a}, R_{7b}, and R_{7c}; and

R_{4ec} is isopropyl, which may be optionally substituted with one or more substituents selected from halogen, -OH, -OR₆, -SR₆, -OCOR₆, -CN, -NR₅COR₆, -NR₅SO₂R₆, -COR₆, -CO₂R₆, -CO₂H, -OCONR₈R_{8a}, -CONR₈R_{8a}, -NR₅CO₂R₆, -SO₂R₆, alkyl, alkoxy, aryl, amino, heterocyclyl or heteroaryl, wherein the alkyl, alkoxy, aryl, heteroaryl or heterocyclyl may be optionally substituted with R₇, R_{7a}, R_{7b}, and R_{7c}.

7. The compound of claim 1, wherein the compound is a compound of formula Iaa or Iee:



Iaa or Iee.

10

8. The compound of claim 7, wherein:

R₃, R_{3a} and R_{3b} are independently selected from hydrogen or halogen;

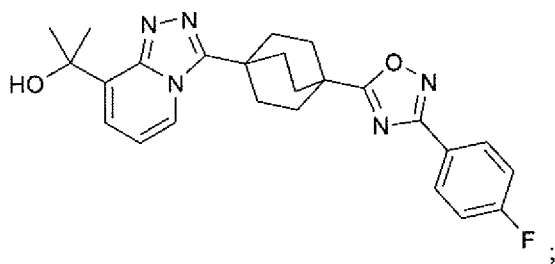
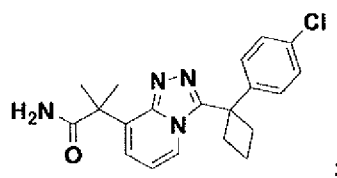
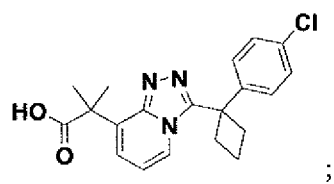
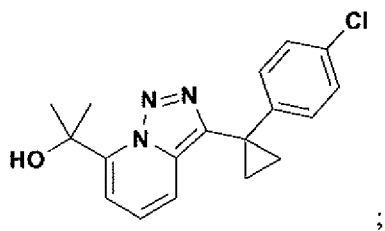
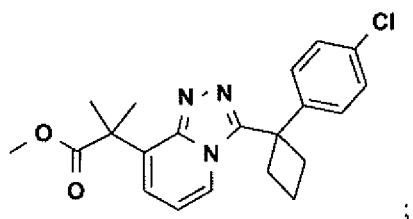
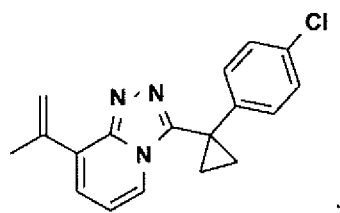
R_{4aa} is cyclopropyl or cyclobutyl, both of which may be optionally substituted with one or more substituents selected from halogen, -OH, -OR₆, -CN, -COR₆, -CO₂R₆, -CO₂H, alkyl, alkoxy, aryl, amino, heterocyclyl or heteroaryl, wherein the alkyl, alkoxy, aryl, heteroaryl or heterocyclyl may be optionally substituted with R₇, R_{7a}, R_{7b}, and R_{7c};

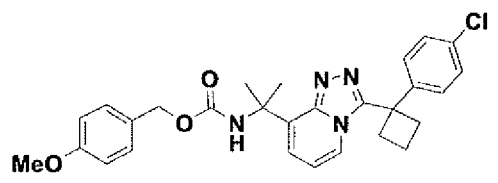
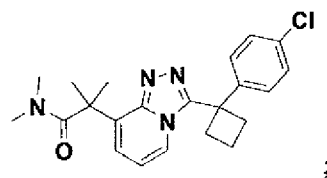
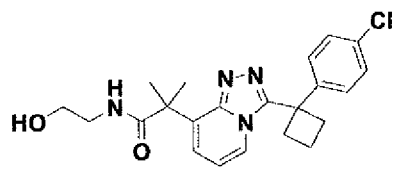
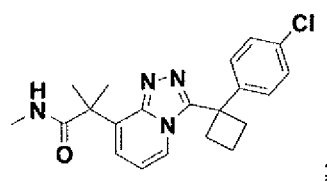
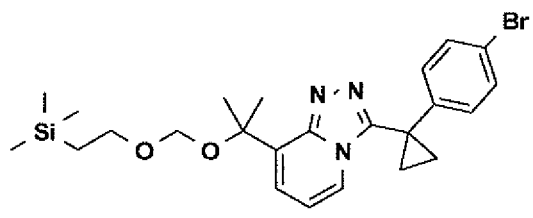
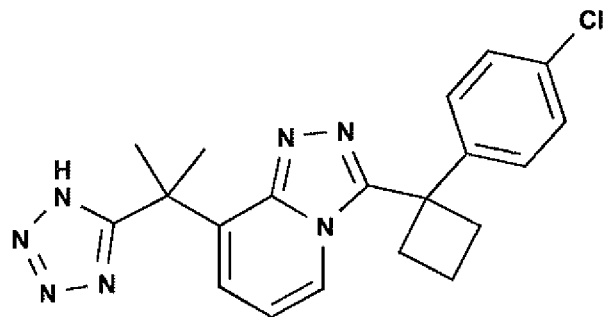
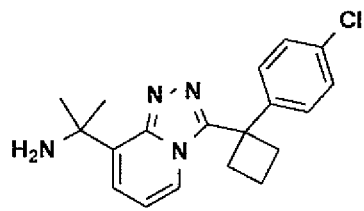
R_{4ee} is isopropyl, which may be optionally substituted with one or more substituents selected from halogen, -OH, -OR₆, -CN, -COR₆, -CO₂R₆, -CO₂H, alkyl, alkoxy, aryl, amino, heterocyclyl or heteroaryl, wherein the alkyl, alkoxy, aryl, heteroaryl or heterocyclyl may be optionally substituted with R₇, R_{7a}, R_{7b}, and R_{7c};

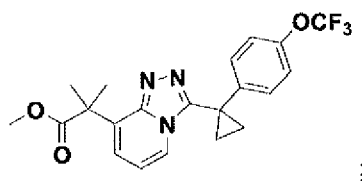
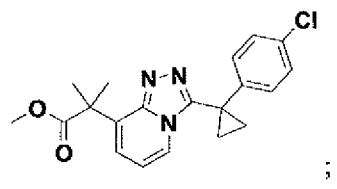
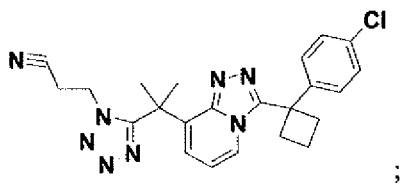
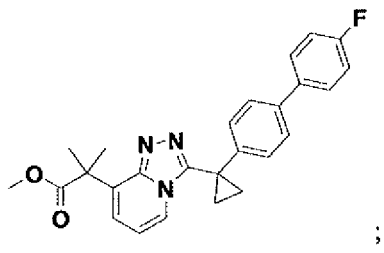
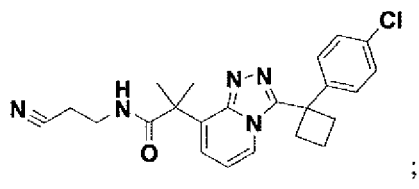
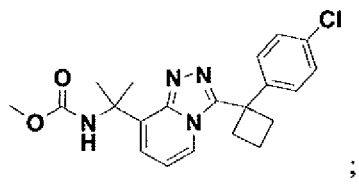
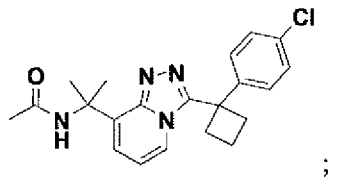
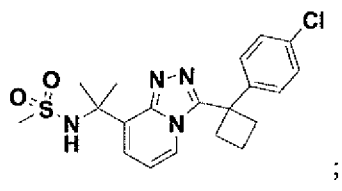
R₆, at each occurrence, is independently alkyl, or cycloalkyl; and

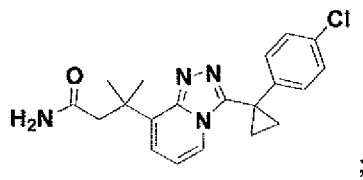
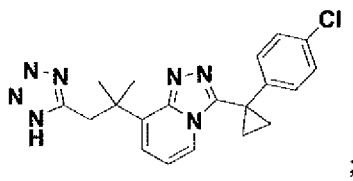
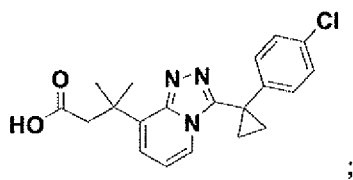
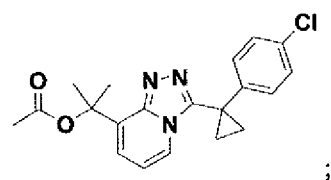
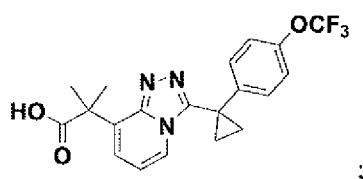
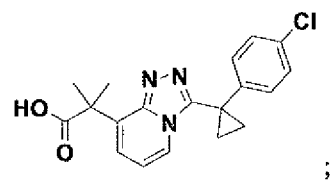
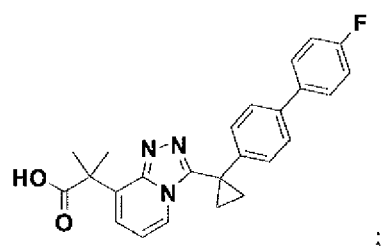
R₇, R_{7a}, R_{7b}, and R_{7c}, at each occurrence, are independently halo, alkyl, haloalkyl, alkoxy, aryl, aryloxy, arylalkyl, cycloalkyl, amino, -OH, hydroxyalkyl, heteroaryl, heteroaryloxy, alkylthio, -NO₂, or -CN.

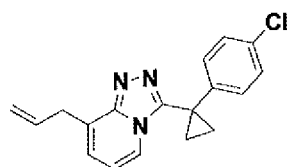
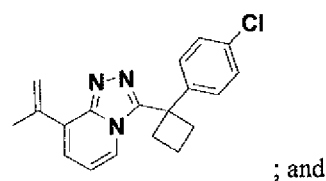
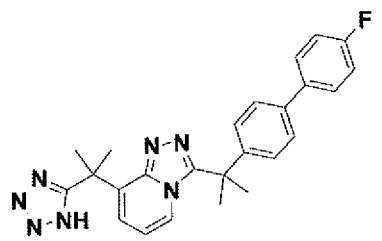
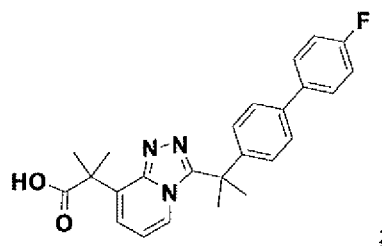
9. The compound of claim 1, wherein the compound is selected from the group consisting of:











10. A pharmaceutical composition comprising a compound of claims 1-9.
- 5 11. The pharmaceutical composition of claim 10 further comprising a pharmaceutically acceptable carrier, and optionally at least one additional therapeutic agent.
- 10 12. Use of a compound of any one of claims 1-9 in the manufacture of a medicament for treating, preventing, or slowing the progression of diabetes, hyperglycemia, obesity, dislipidemia, hypertension, cognitive impairment, rheumatoid arthritis, osteoarthritis, glaucoma, Cushing's Disease, atherosclerosis, acute coronary syndrome, myocardial infarction, angina pectoris, peripheral vascular disease, intermittent claudication, abnormal heart function, myocardial ischemia, stroke and
- 15 Metabolic Syndrome in a mammalian.

FIG. 1

Experimental (top) and simulated (bottom) powder patterns for Form N-1 of Example 1C

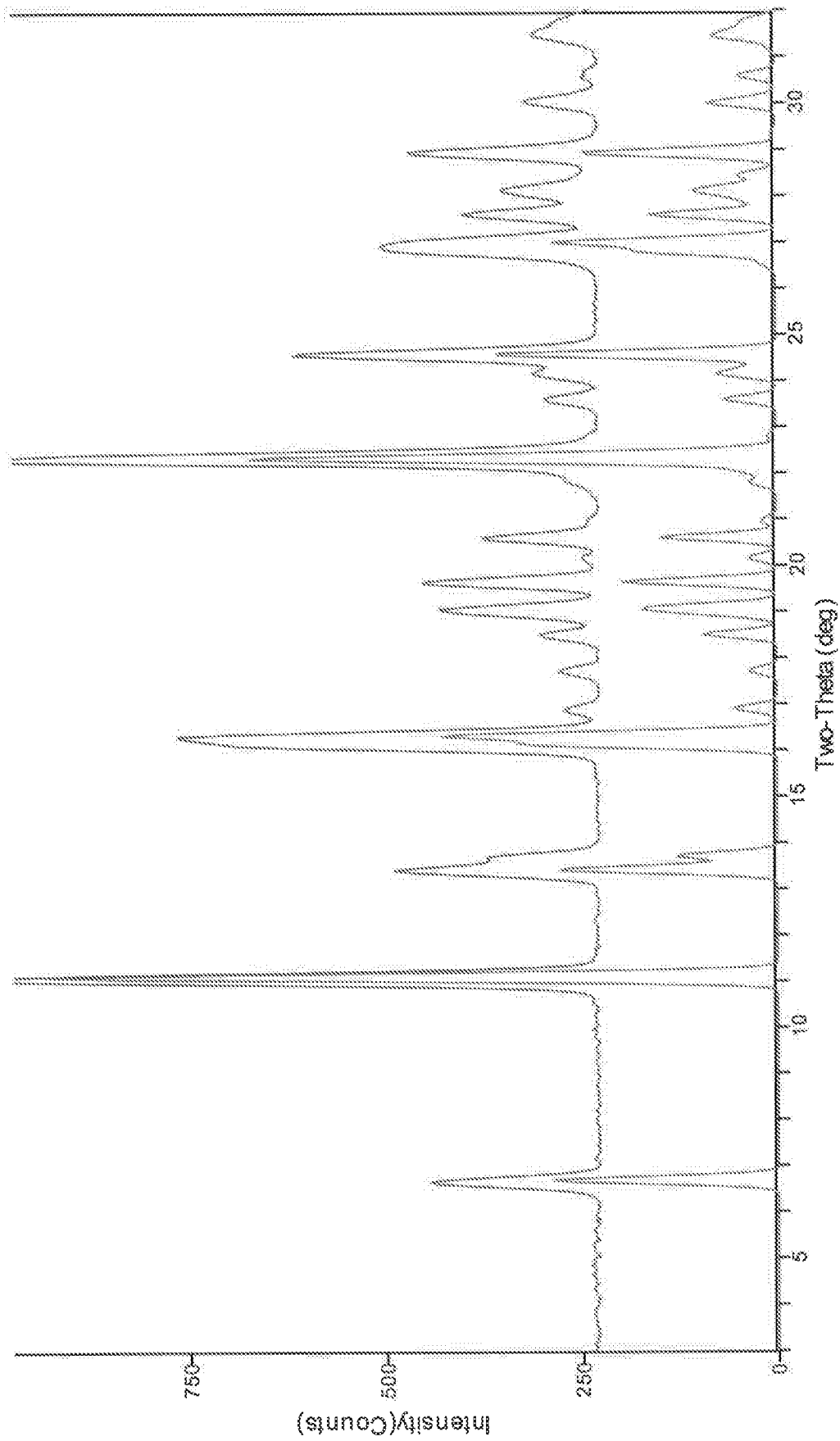


FIG. 2

DSC for Form N-1 of Example 1G

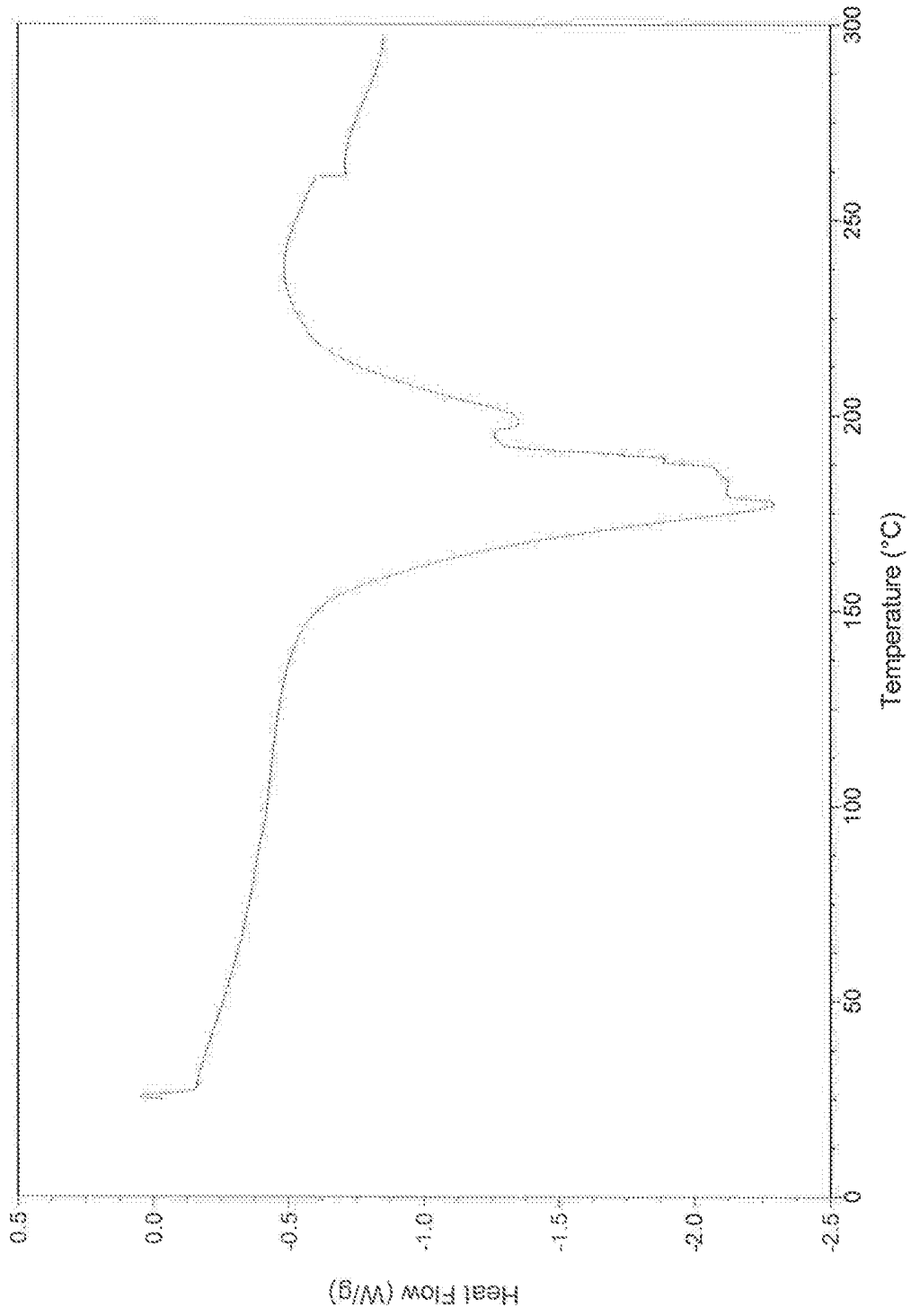


FIG. 3

TGA for Form N-1 of Example 1G

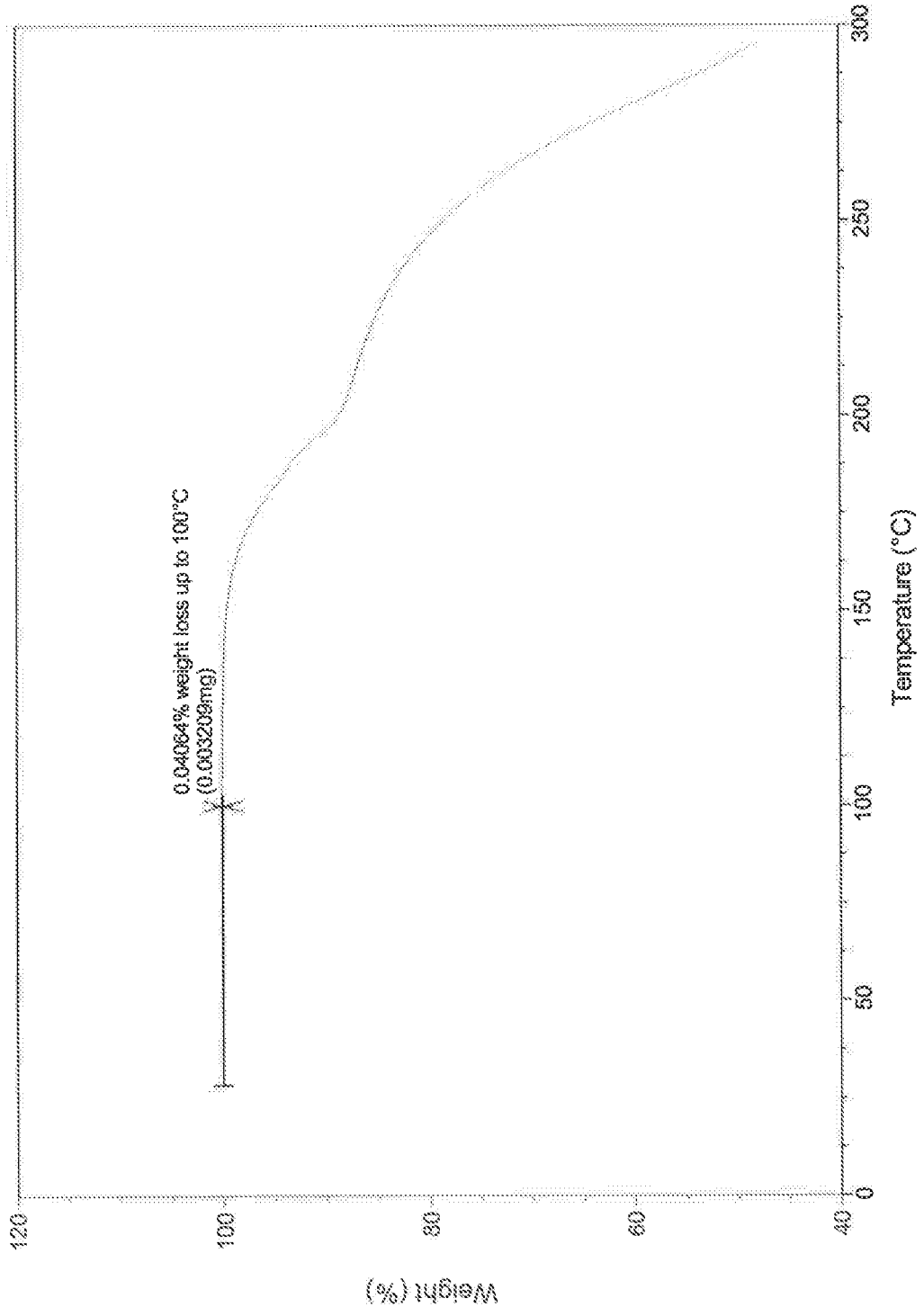


FIG. 4

Moisture sorption isotherm of Form N-1 of Example 1G




FIG. 5

Experimental (top) and simulated (bottom) powder patterns for Form N-2 of Example 1G

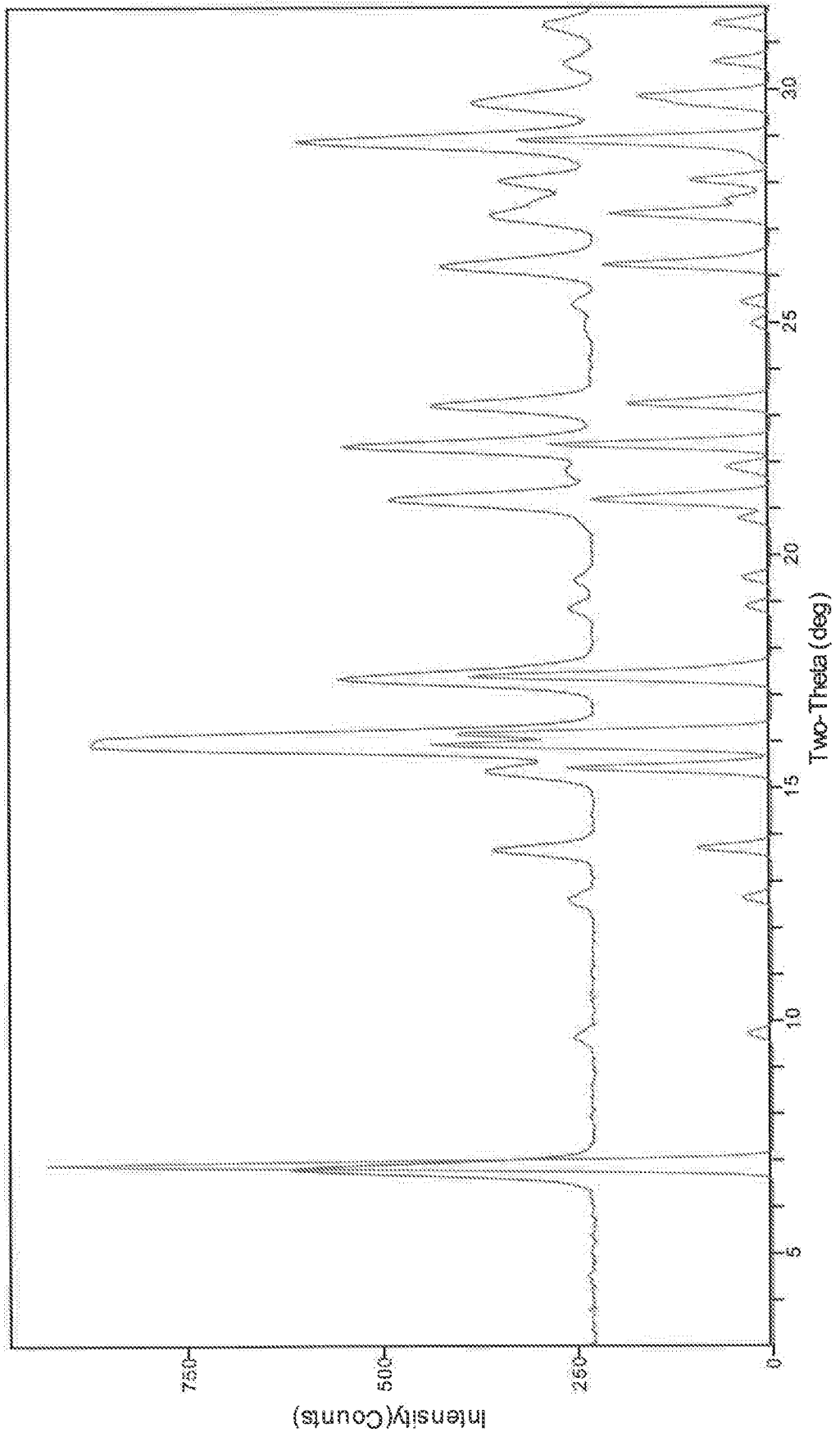


FIG. 6
DSC for Form N-2 of Example 1G




FIG. 7

TGA for Form N-2 of Example 1G

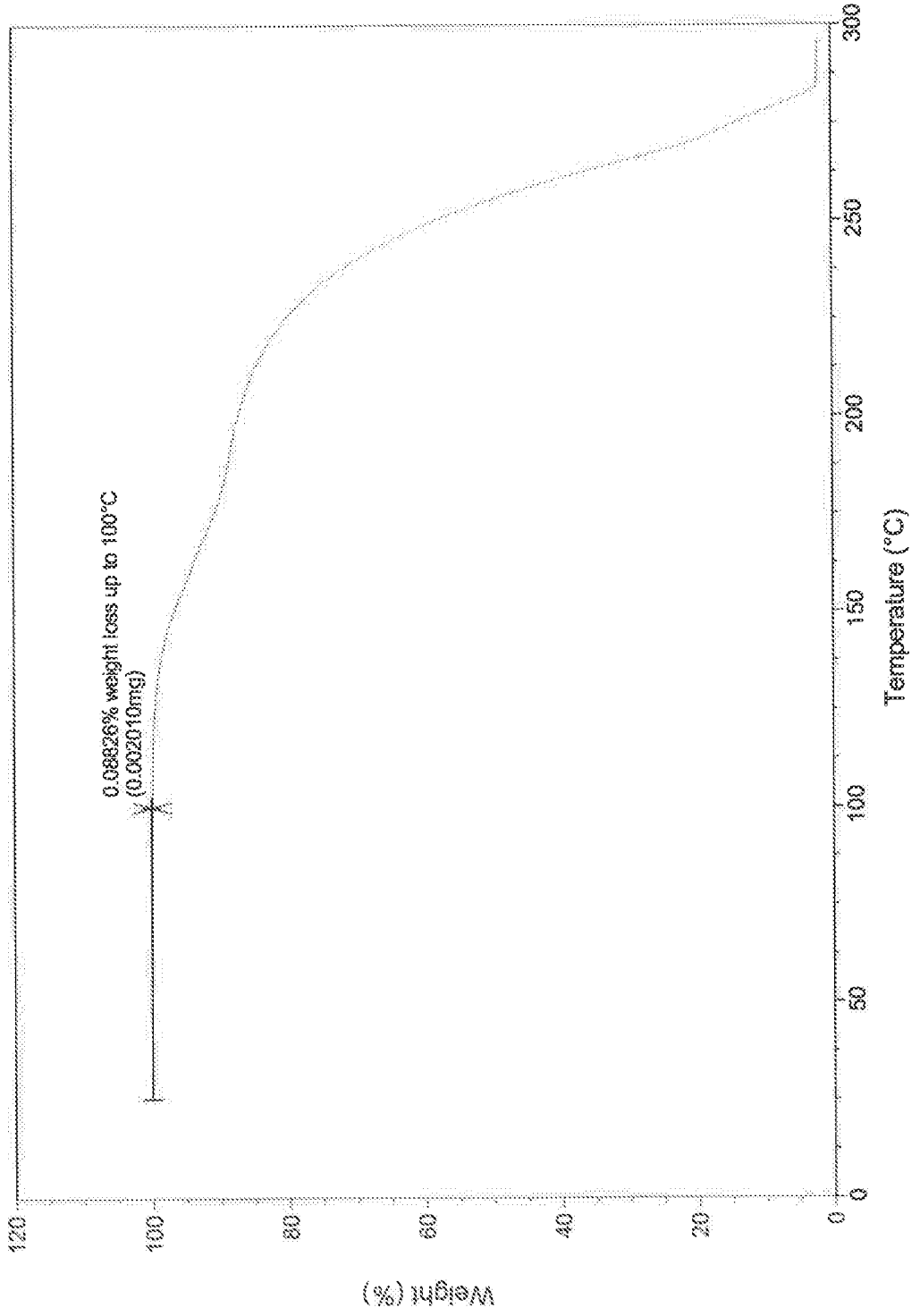


FIG. 8

Experimental (top) and simulated (bottom) powder patterns for Form N-1 of Example III

