

Aug. 29, 1950

J. VROTACOE ET AL  
SANITARY TOOTHBRUSH HOLDER

2,520,819

Filed June 15, 1946

Fig. 1

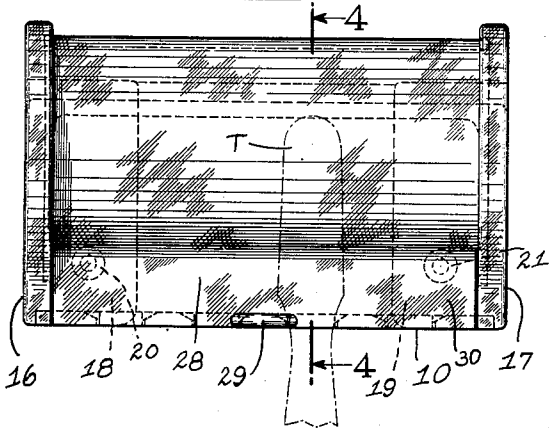


Fig. 2

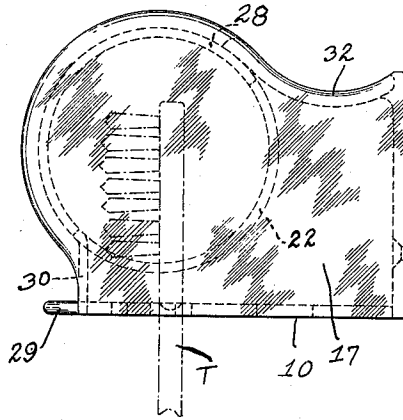


Fig. 3

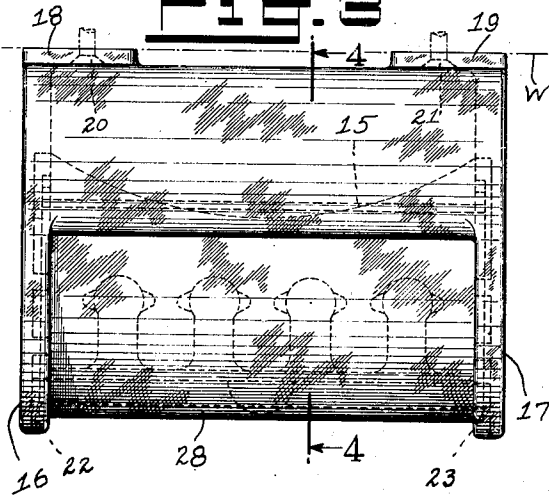


Fig. 4

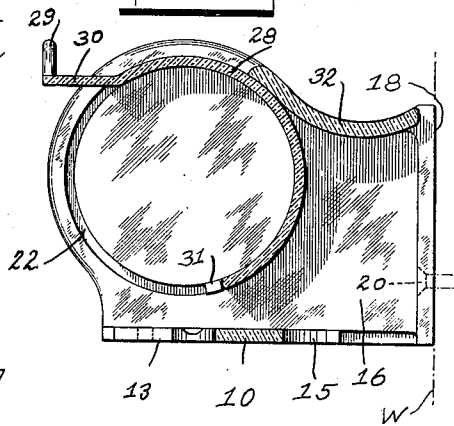
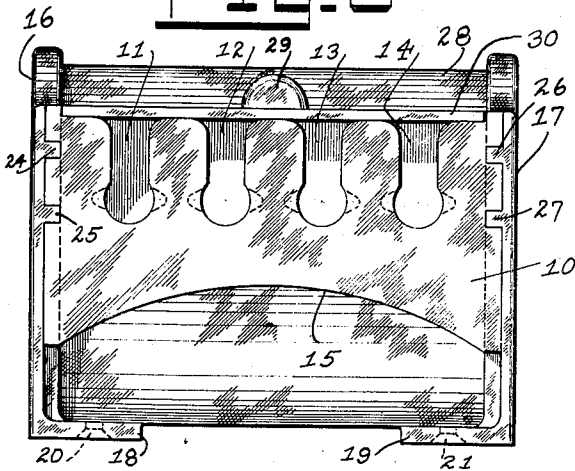


Fig. 5



INVENTORS  
JOHN VROTACOE  
ERNEST S. DESAULNIERS  
BY JOSEPH L. DESAULNIERS

*H. G. Manning*

ATTORNEY

# UNITED STATES PATENT OFFICE

2,520,819

## SANITARY TOOTHBRUSH HOLDER

John Vrotacoe, Ernest S. Desaulniers, and Joseph L. Desaulniers, Waterbury, Conn.

Application June 15, 1946, Serial No. 677,044

1 Claim. (Cl. 206—15.1)

1

This invention relates to receptacles, and more particularly to a sanitary tooth brush holder in which a plurality of toothbrushes may be hung in vertical position with the brushes protected from dust, and yet fully ventilated to permit them to dry out quickly.

One object of the present invention is to provide a device of the above nature which will be simple in construction, inexpensive to manufacture, easy to install and manipulate, compact, ornamental in appearance, and very efficient and durable in use.

With these and other objects in view, there has been illustrated on the accompanying drawing, one form in which the invention may conveniently be embodied in practice.

In the drawings:

Fig. 1 represents a front view of a tooth brush holder embodying the present invention.

Fig. 2 is an end view of the same.

Fig. 3 is a top plan view of the same, with the roll cover shown in closed position.

Fig. 4 is a sectional view, taken along the line 4—4 of Fig. 2, with the roll cover shown in open position.

Fig. 5 is a bottom view of the tooth brush holder, showing the roll cover in closed position.

Referring now to the drawings, in which like reference numerals denote corresponding parts throughout the several views, the numeral 10 indicates a lower shelf of the tooth brush holder having a plurality of tooth brush slots 11, 12, 13, 14, preferably key-hole shaped, as shown. The rear end of the shelf 10 is provided with a concave edge 15 to increase the ventilation through the bottom of the holder.

The casing includes a pair of side walls 16, 17 which are vertical in position and have rear in-turned flanges 18, 19, provided with screw holes 20, 21, near the bottoms thereof to permit the holder to be readily attached to a wall W of a bathroom.

The opposite side walls 16, 17 are provided with circular opposed interior grooves, 22, 23, arranged in alignment with each other, for a purpose to be hereinafter described.

The side walls 16, 17 also are provided with lugs 24, 25, 26, 27, which interlock with corresponding recesses formed in the shelf 10 therebeneath.

In order to close the front of the tooth brush holder to protect the tooth brushes supported therein from dust, provision is made of a semi-cylindrical roll cover 28 having a handle knob 29 extending at right angles from a flat front section 30 thereof. The opening movement of the roll cover is limited by a stop 31 projecting outwardly from the left hand groove 22, as clearly shown in Fig. 4.

The top of the holder comprises a concave rear top shelf 32 which is adapted to support a tooth

2

paste tube (not shown) when the latter is not in use.

The tooth brush holder is preferably made of transparent plastic material but it is understood that the invention is not to be limited to such construction.

### Operation

In the operation of the present invention, a plurality of tooth brushes indicated by the numeral T (Figs. 1 and 2) will be inserted in the slots 11, 12, 13, 14 with their brush ends uppermost, permitting said brushes T to be suspended from said slots. The roll top cover 28 will then be swung down by means of the handle knob 29 from the open position shown in Fig. 4 to the closed position shown in Fig. 3, thus protecting the tooth brushes from dust, yet permitting adequate ventilation so that they will dry out quickly.

While there has been disclosed in this specification one form in which the invention may be embodied, it is to be understood that this form is shown for the purpose of illustration only, and that the invention is not to be limited to the specific disclosure, but may be modified and embodied in various other forms without departing from its spirit. In short, the invention includes all the modifications and embodiments coming within the scope of the following claim.

Having thus fully described the invention, what is claimed as new, and for which it is desired to secure Letters Patent, is:

In a tooth brush holder, a bottom shelf having a plurality of open key-hole shaped slots for supporting tooth brushes with their brush ends upwardly, a pair of vertical side walls having aligned interior circular grooves, and a semi-cylindrical rigid cover slidably fitted into said grooves and normally closing the front of said holder.

JOHN VROTACOE.  
ERNEST S. DESAULNIERS.  
JOSEPH L. DESAULNIERS.

### REFERENCES CITED

The following references are of record in the file of this patent:

#### UNITED STATES PATENTS

Number	Name	Date
409,035	Graf	Aug. 13, 1889
542,475	Hoare	July 9, 1895
1,107,985	Moskowitz	Aug. 18, 1914
1,198,490	Van Meter	Sept. 19, 1916
1,735,512	Siegel	Nov. 12, 1929
1,992,564	Amdur	Feb. 26, 1935
2,095,227	Brown	Oct. 12, 1937

#### FOREIGN PATENTS

Number	Country	Date
281,515	Great Britain	Dec. 8, 1927