



(12) **United States Design Patent**
Shim

(10) **Patent No.:** **US D940,717 S**
(45) **Date of Patent:** **** Jan. 11, 2022**

- (54) **EXTERNAL SSD STORAGE DEVICE**
- (71) Applicant: **SAMSUNG ELECTRONICS CO., LTD.**, Suwon-si (KR)
- (72) Inventor: **Hyung Sup Shim**, Seoul (KR)
- (73) Assignee: **SAMSUNG ELECTRONICS CO., LTD.**, Suwon-si (KR)

D781,785	S	*	3/2017	Akana	D13/147
D845,953	S	*	4/2019	Boehmer	D14/433
D878,292	S	*	3/2020	Wu	D13/110
D881,890	S	*	4/2020	Wen	D14/433
D892,048	S	*	8/2020	Zhuang	D13/110
D896,220	S	*	9/2020	Wu	D14/357
D899,377	S	*	10/2020	Akana	D13/147
D900,109	S	*	10/2020	Wu	D14/433
D909,385	S	*	2/2021	Kong	D14/433
2014/0073191	A1	*	3/2014	Colahan	H01R 13/6315 439/640

(**) Term: **15 Years**

* cited by examiner

(21) Appl. No.: **29/695,264**

Primary Examiner — Angela J Lee

(22) Filed: **Jun. 18, 2019**

(74) *Attorney, Agent, or Firm* — Sughrue Mion, PLLC

Related U.S. Application Data

(63) Continuation of application No. 29/603,972, filed on May 15, 2017, now abandoned.

(57) **CLAIM**

The ornamental design for a external SSD storage device, as shown and described.

Foreign Application Priority Data

Nov. 15, 2016 (KR) 30-2016-0054952

(51) **LOC (13) Cl.** **14-03**

(52) **U.S. Cl.**

USPC **D14/435**

(58) **Field of Classification Search**

USPC D14/480.1–480.7, 435.1, 411, 433, 436,
D14/484.1, 137, 155, 203.1–203.8, 240,
D14/242; D13/133, 154

CPC H05K 5/0278; G06K 19/07732

See application file for complete search history.

DESCRIPTION

FIG. 1 is a front perspective view illustrating the whole shape of this design.

FIG. 2 is a front view of this design.

FIG. 3 is a rear view of this design.

FIG. 4 is a left side view of this design.

FIG. 5 is a right side view of this design.

FIG. 6 is a top plan view of this design.

FIG. 7 is a bottom plan view of this design; and,

FIG. 8 is a rear perspective view illustrating the whole shape of this design.

The broken lines are for illustrative purposes only and form no part of the claimed design.

The external SSD storage drive is shown with a symbolic break in its length. The appearance of any portion of the article between the break lines forms no part of the claimed design.

(56) **References Cited**

U.S. PATENT DOCUMENTS

D588,545	S	*	3/2009	Andre	D13/147
D707,681	S	*	6/2014	Akana	D14/433
D742,320	S	*	11/2015	Akana	D13/147

1 Claim, 6 Drawing Sheets

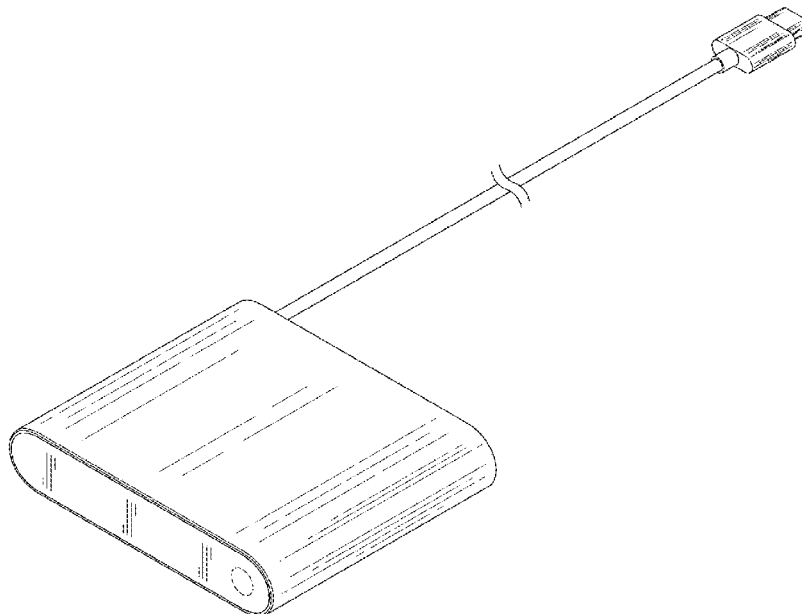


FIG. 1

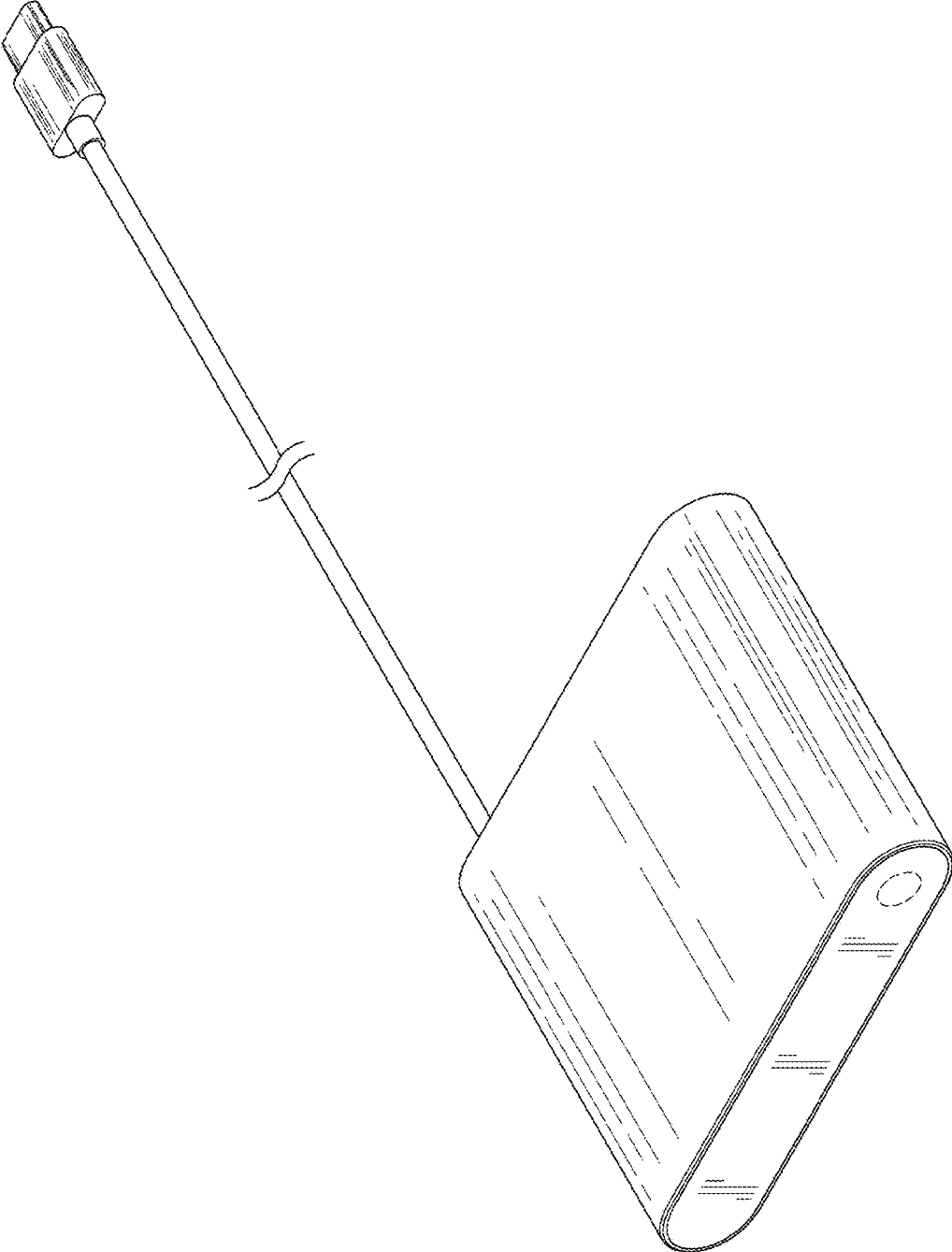


FIG. 2

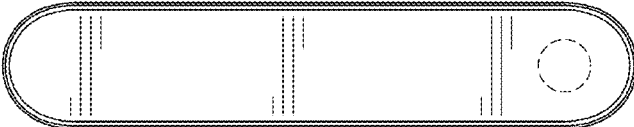


FIG. 3




FIG. 4




FIG. 5




FIG. 6

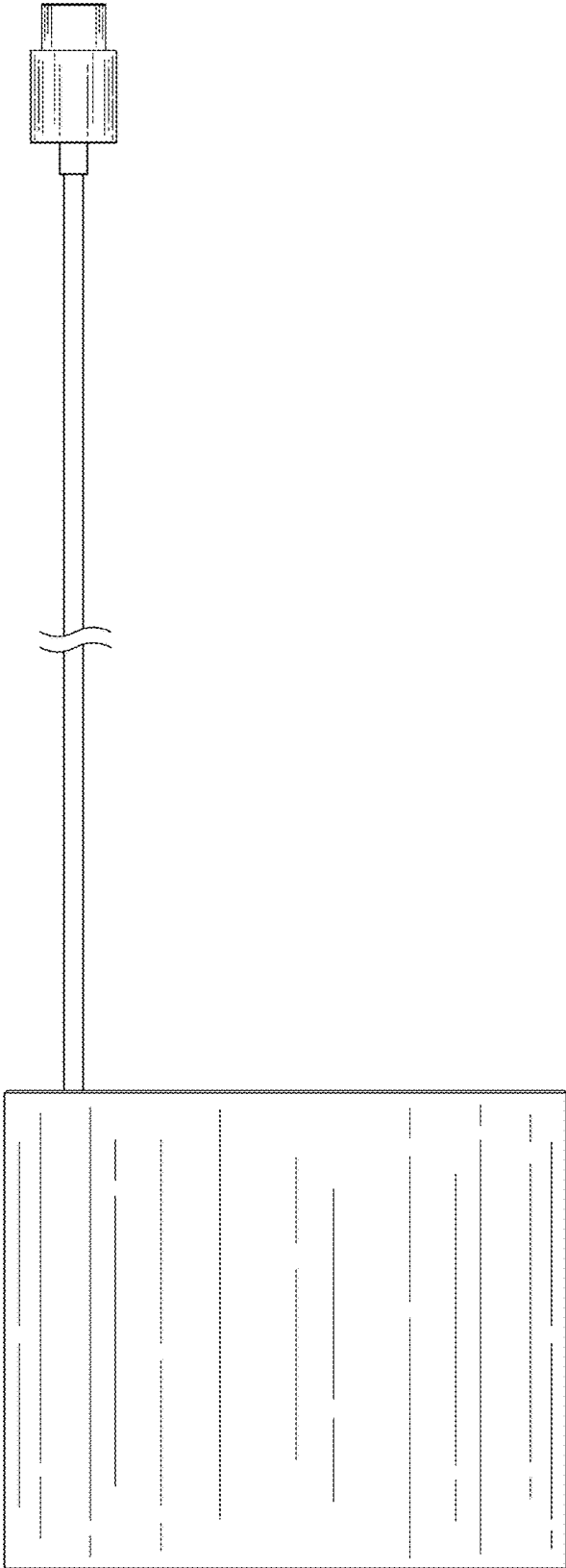


FIG. 7

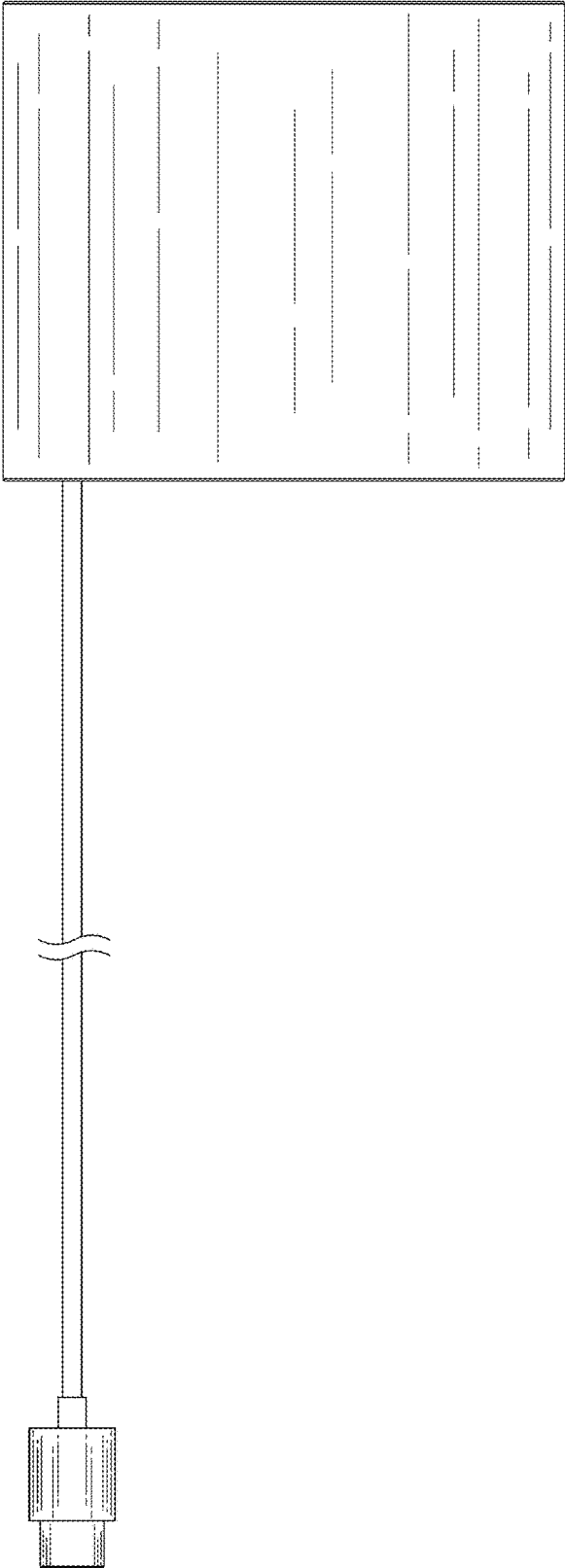


FIG. 8

