



US00D456377S

(12) **United States Design Patent**
Miyazawa et al.

(10) **Patent No.:** **US D456,377 S**

(45) **Date of Patent:** **** Apr. 30, 2002**

(54) **MOBILE PHONE**

(75) Inventors: **Takayuki Miyazawa**, Kanagawa;
Tadaatsu Kawano, Tokyo, both of (JP)

(73) Assignee: **Matsushita Electric Industrial Co., Ltd.**, Osaka (JP)

(**) Term: **14 Years**

(21) Appl. No.: **29/143,990**

(22) Filed: **Jun. 22, 2001**

(30) **Foreign Application Priority Data**

Dec. 26, 2000 (JP) 2000-037073

(51) **LOC (7) Cl.** **14-03**

(52) **U.S. Cl.** **D14/138**

(58) **Field of Search** D14/137, 138,
D14/218, 147-148, 247-248, 144, 341-347;
379/433.01-433.13, 419, 434, 428.01-428.04,
420.01-420.04, 440; 455/550-575, 90

(56) **References Cited**

U.S. PATENT DOCUMENTS

- D386,492 S * 11/1997 Yamaguchi D14/138
- D402,980 S * 12/1998 Galletti et al. D14/138
- D402,981 S * 12/1998 Galletti et al. D14/138
- D407,701 S * 4/1999 Chintala et al. D14/138
- D407,719 S * 4/1999 Nagano et al. D14/138
- D407,722 S * 4/1999 Nagano et al. D14/138
- D412,329 S * 7/1999 Banryu D14/138
- D426,531 S * 6/2000 Chikaraishi et al. D14/138
- D428,402 S * 7/2000 Son et al. D14/138
- 6,084,962 A * 7/2000 Plenge 379/433
- D430,858 S * 9/2000 Nakahara et al. D14/138
- D433,397 S * 11/2000 Ogawa D14/138
- D436,090 S * 1/2001 Nagano et al. D14/138
- D440,952 S * 4/2001 Carvalho D14/138

- D445,770 S * 7/2001 Yang D14/138
- D446,197 S * 8/2001 Lee D14/138
- D446,509 S * 8/2001 Chiu D14/138

FOREIGN PATENT DOCUMENTS

- JP 1035077 * 3/1999
- JP 1089373 10/2000

OTHER PUBLICATIONS

- Panasonic advertisement, Mar. 1997, Panasonic G450 telephone.*
- Mobile Computing & Communications Jan. 2001, p. 65, Sprint PCS TP2200 telephone.*
- Sanyo advertisement, Nov. 1999, Sanyo SCP-4000 telephone.*
- Toshiba Japanese language advertisement, Dec. 1999, cdma-One C301T telephone.*

* cited by examiner

Primary Examiner—Jeffrey Asch

(74) *Attorney, Agent, or Firm*—Christensen O'Connor Johnson Kindness PLLC

(57) **CLAIM**

The ornamental design for a mobile phone, as shown and described.

DESCRIPTION

- FIG. 1 is a perspective view of the top, front and right side of a mobile phone showing our new design;
- FIG. 2 is a top plan view thereof;
- FIG. 3 is a bottom view thereof;
- FIG. 4 is a front view thereof;
- FIG. 5 is a right side view thereof;
- FIG. 6 is a left side view thereof; and,
- FIG. 7 is a rear view thereof.

1 Claim, 3 Drawing Sheets

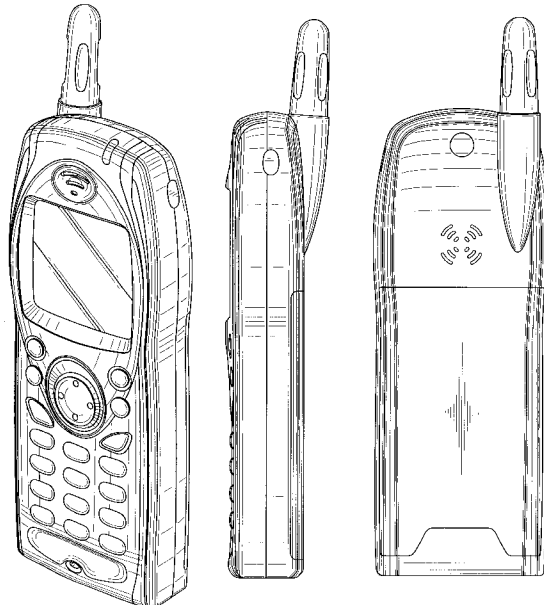


FIG. 1

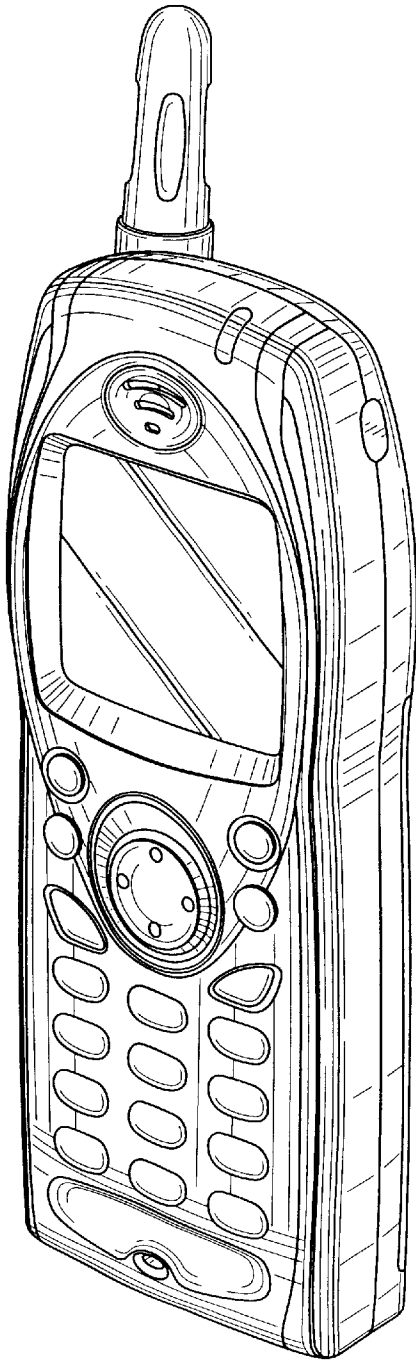


FIG. 2

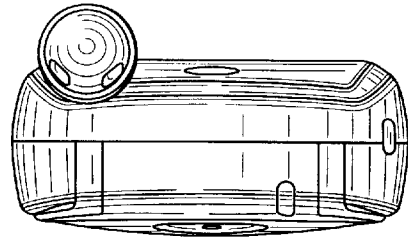


FIG. 3




FIG. 4

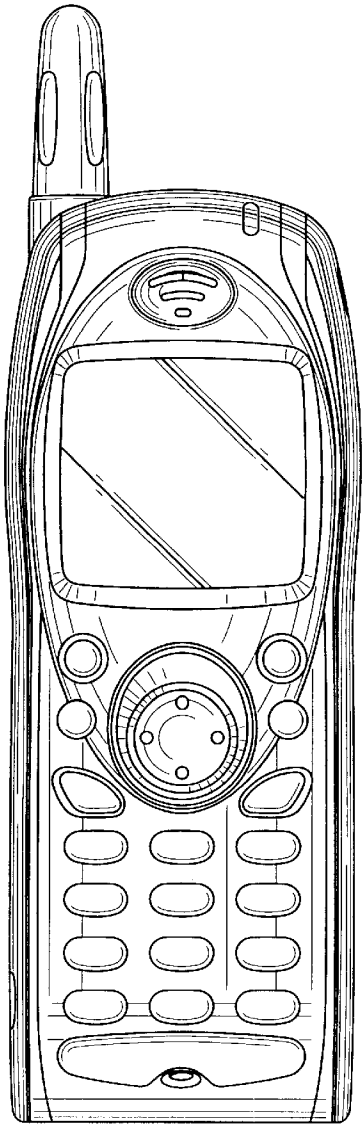


FIG. 5

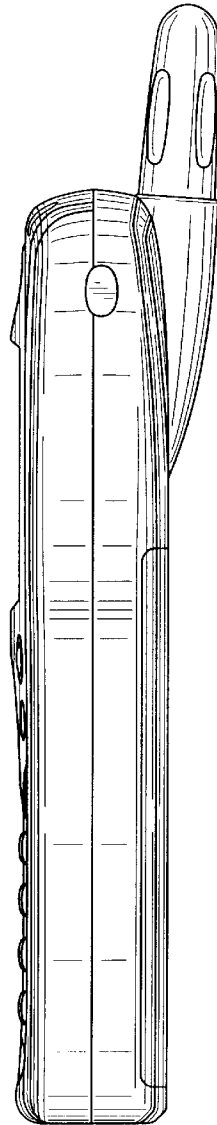


FIG. 6

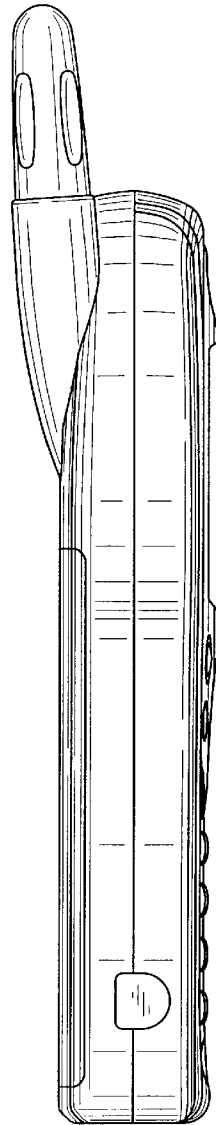


FIG. 7

