



US00D603560S

(12) **United States Design Patent**
Micinilio

(10) **Patent No.:** **US D603,560 S**

(45) **Date of Patent:** **** Nov. 3, 2009**

(54) **PORTION OF A SAFETY RAZOR HANDLE**

(75) Inventor: **Gregg A Micinilio**, Trumbull, CT (US)

(73) Assignee: **Eveready Battery Company, Inc.**, St. Louis, MO (US)

(**) Term: **14 Years**

(21) Appl. No.: **29/336,383**

(22) Filed: **May 1, 2009**

(51) **LOC (9) Cl.** **28-03**

(52) **U.S. Cl.** **D28/48**

(58) **Field of Classification Search** 30/32,
30/34.05, 34.1, 34.2, 41-41.8, 44-45, 47-51,
30/53-58, 526-533; D28/44.1-48
See application file for complete search history.

(56) **References Cited**

U.S. PATENT DOCUMENTS

6,112,412 A	9/2000	Richard	
6,138,361 A	10/2000	Richard et al.	
D445,958 S	7/2001	Dansreau et al.	
D533,964 S *	12/2006	Ham	D28/48
D542,470 S	5/2007	Bunnell et al.	
D542,471 S	5/2007	Bunnell et al.	
D563,047 S *	2/2008	Ramm et al.	D28/48
D569,040 S	5/2008	Micinilio et al.	
D569,551 S	5/2008	Micinilio et al.	
D571,955 S *	6/2008	Wonderley et al.	D28/48

D581,594 S	11/2008	Micinilio et al.	
D581,595 S	11/2008	Micinilio et al.	
D588,308 S *	3/2009	Wonderley	D28/46
D589,209 S *	3/2009	Jung	D28/46
D589,210 S *	3/2009	Wonderley et al.	D28/48
2009/0038167 A1 *	2/2009	Peysen et al.	30/532

* cited by examiner

Primary Examiner—Jennifer Rivard

(74) *Attorney, Agent, or Firm*—Energizer Personal Care, LLC.

(57) **CLAIM**

The ornamental design for the portion of a safety razor handle, as shown and described.

DESCRIPTION

FIG. 1 is a bottom perspective view of the portion of a safety razor handle.

FIG. 2 is a front view thereof.

FIG. 3 is a rear view thereof.

FIG. 4 is a left view of FIG. 3.

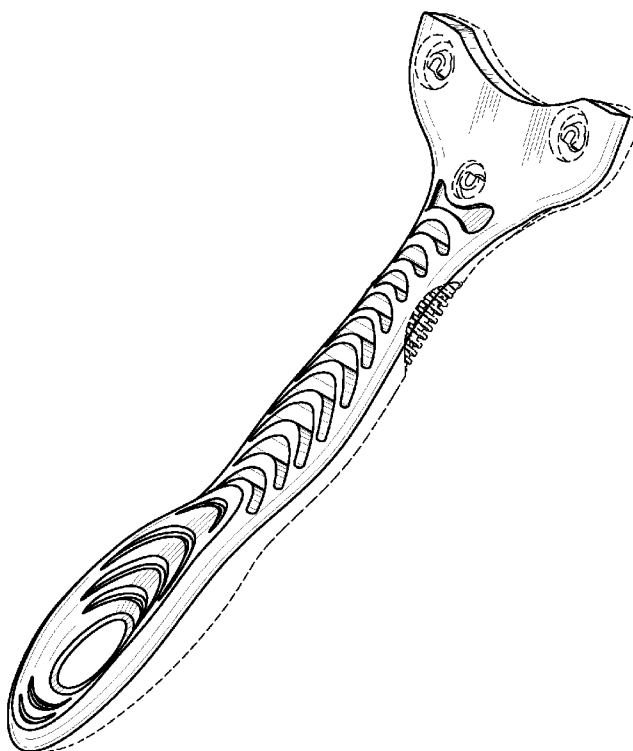
FIG. 5 is a right view of FIG. 3.

FIG. 6 is an upper end view thereof; and,

FIG. 7 is a lower end view thereof.

The broken lines shown in the drawings illustrate environment and form no part of the claimed design.

1 Claim, 5 Drawing Sheets



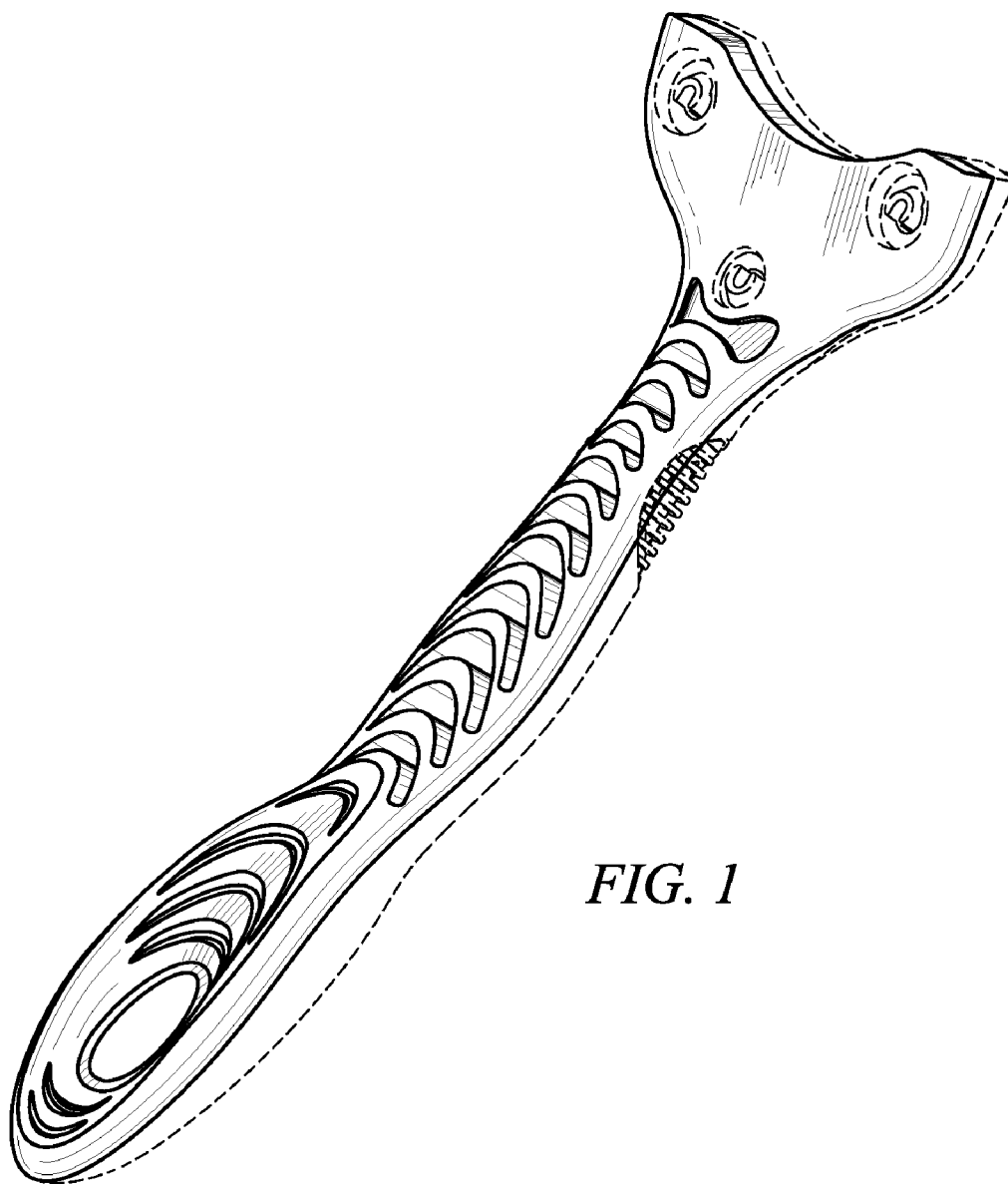


FIG. 1

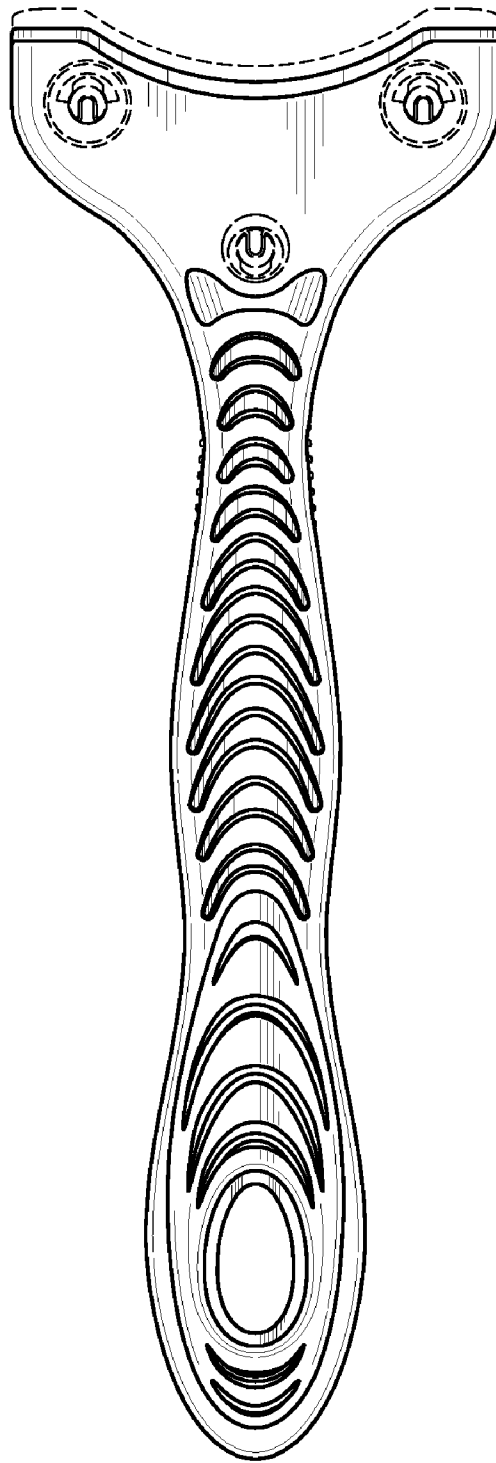


FIG. 2

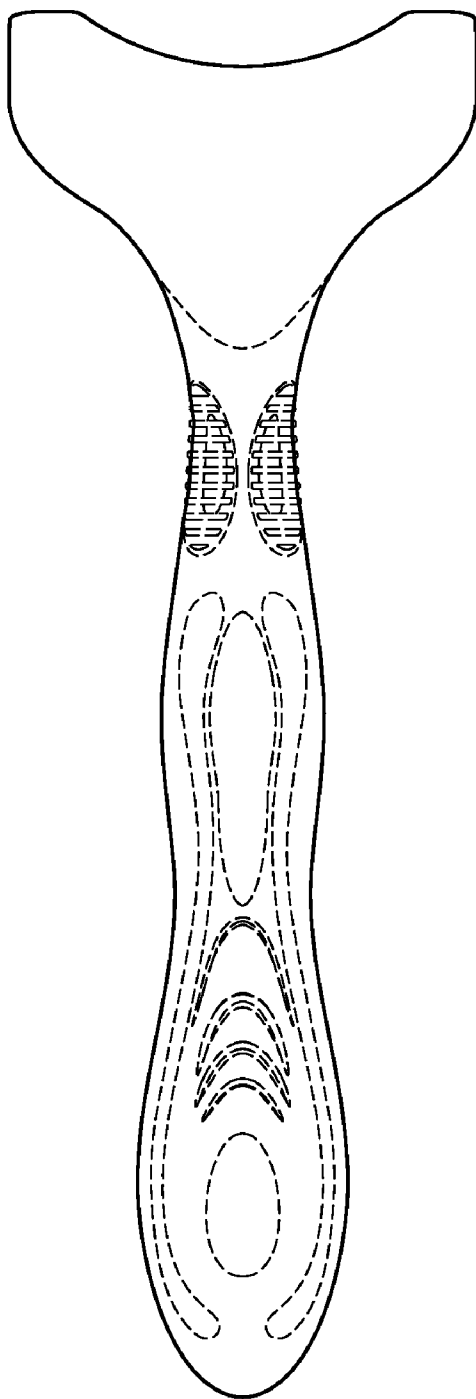


FIG. 3

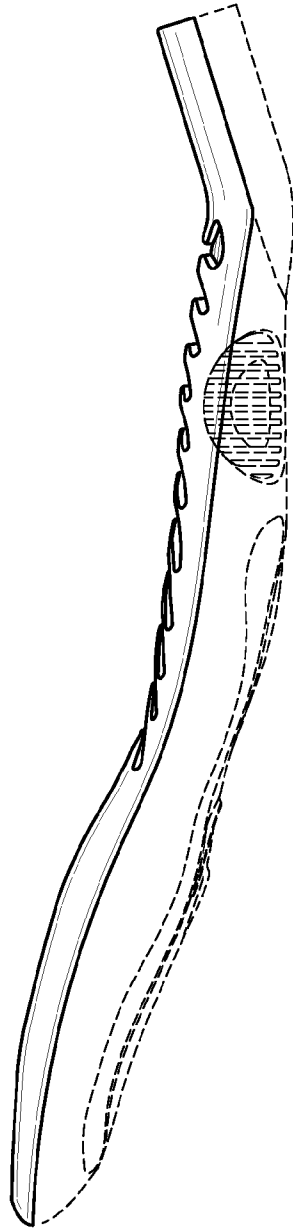


FIG. 4

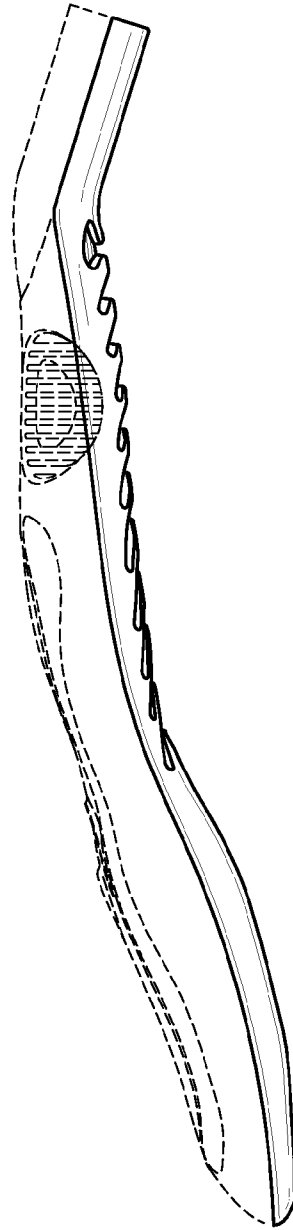


FIG. 5

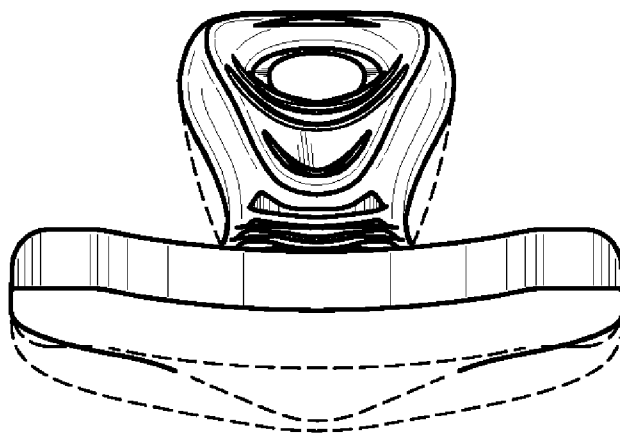


FIG. 6

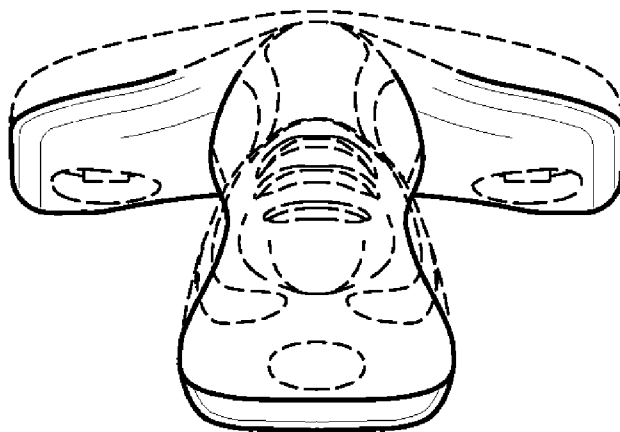


FIG. 7