



US 20040158225A1

(19) **United States**

(12) **Patent Application Publication**

**Coates**

(10) **Pub. No.: US 2004/0158225 A1**

(43) **Pub. Date: Aug. 12, 2004**

(54) **PROTECTIVE UNDERGARMENTS HAVING ANCHORED POCKETED-SLING STRUCTURES AND MANUFACTURING METHOD THEREFOR**

(60) Provisional application No. 60/121,960, filed on Feb. 25, 1999.

**Publication Classification**

(75) Inventor: **Fredrica V. Coates**, Winston-Salem, NC (US)

(51) **Int. Cl.<sup>7</sup>** ..... **A61F 13/15**

(52) **U.S. Cl.** ..... **604/397**

Correspondence Address:  
**McDermott, Will & Emery**  
600 13th Street, N.W.  
Washington, DC 20005-3096 (US)

(57) **ABSTRACT**

(73) Assignee: **Tailored Technologies, Inc.**, Winston-Salem, NC

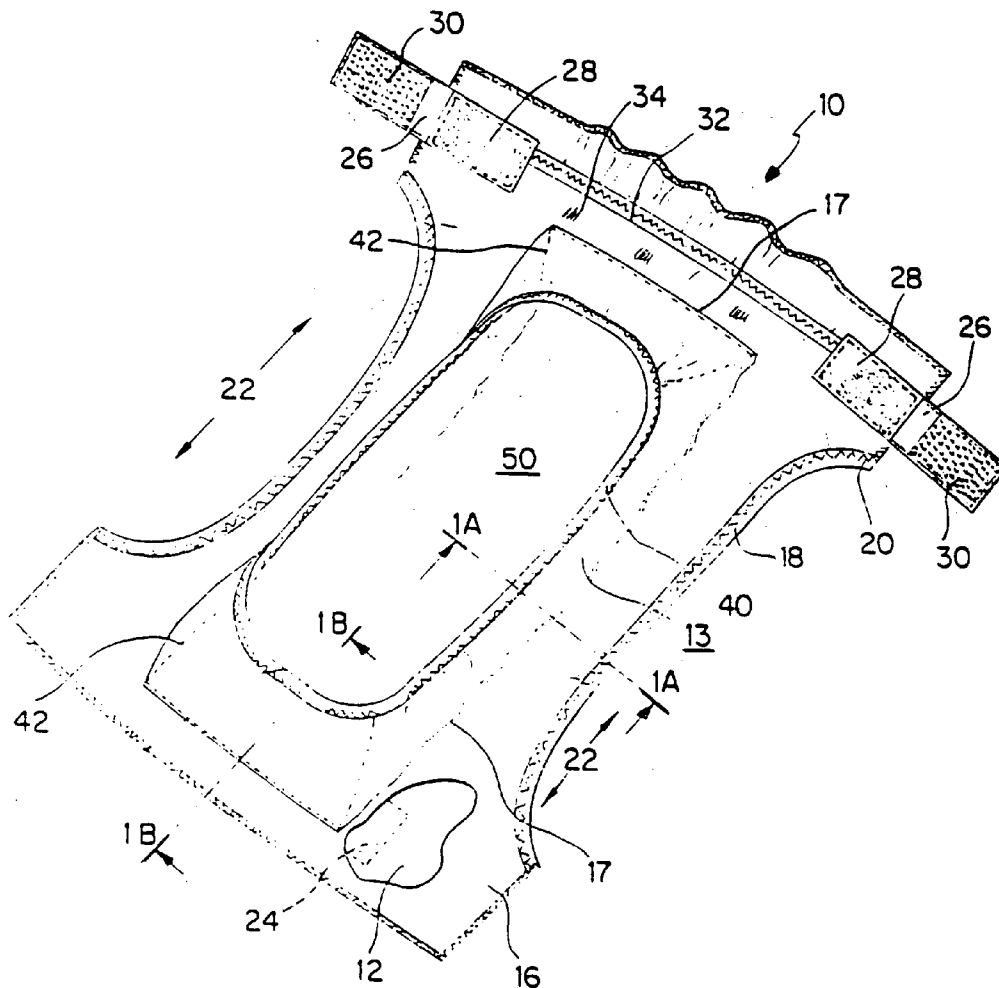
A reusable infant or adult diaper comprising an inner anchored pocketed sling structure adjoining an outer shell or pant-type garment. The outer shell or garment fits the wearer's torso and legs, and the inner anchored sling fits and conforms to the wearer's pubic region. One embodiment of the invention includes mechanisms to fasten and remove the anchored sling from underwear. Other embodiments provide novel mechanisms to stabilize and/or anchor the sling when retrofitted to conventional underwear.

(21) Appl. No.: **10/773,160**

(22) Filed: **Feb. 9, 2004**

**Related U.S. Application Data**

(62) Division of application No. 09/512,085, filed on Feb. 24, 2000.



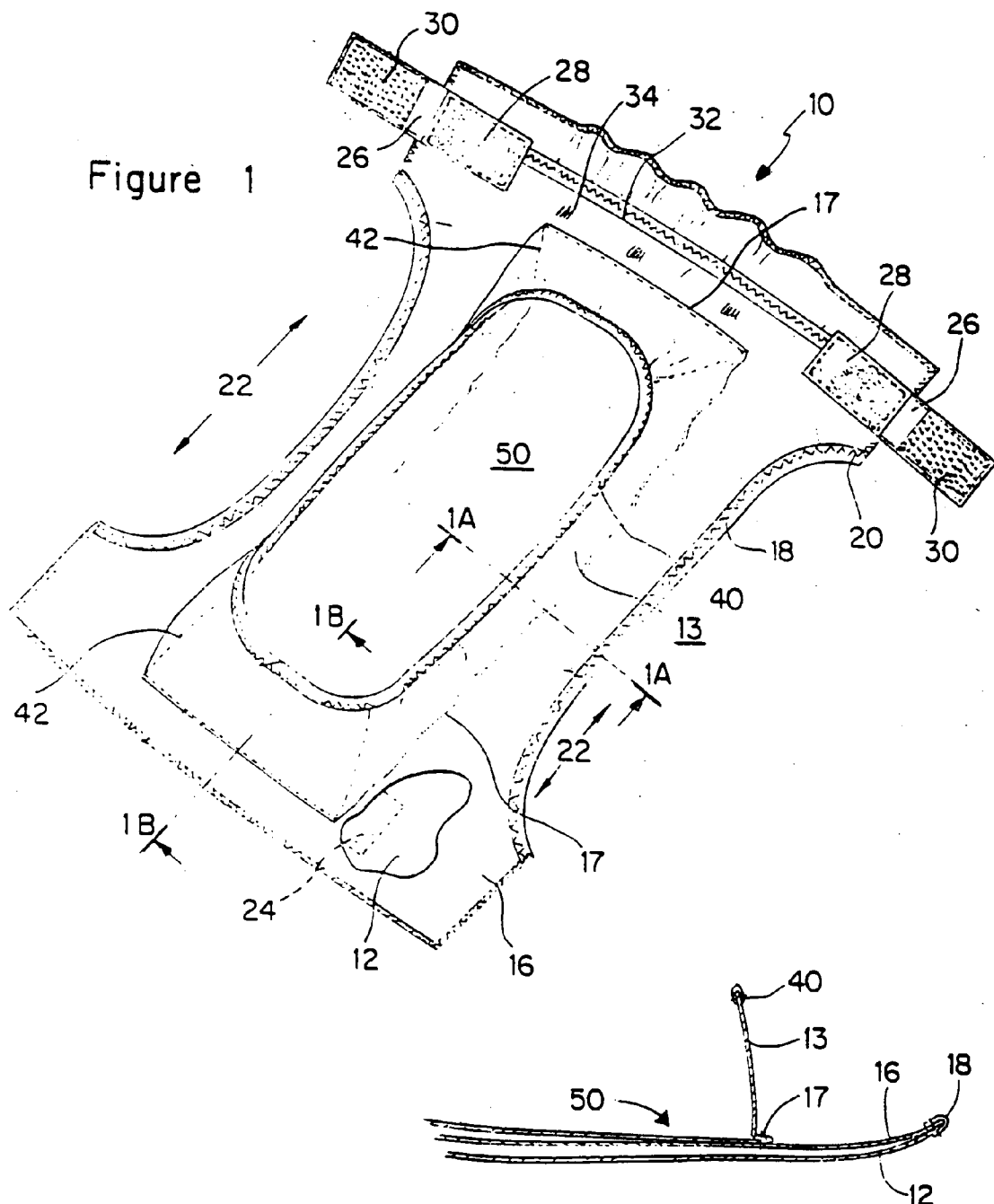


Figure 1

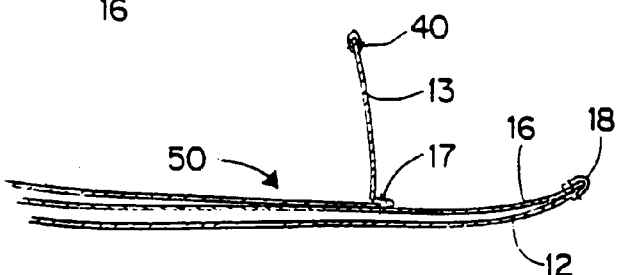


Figure 1A

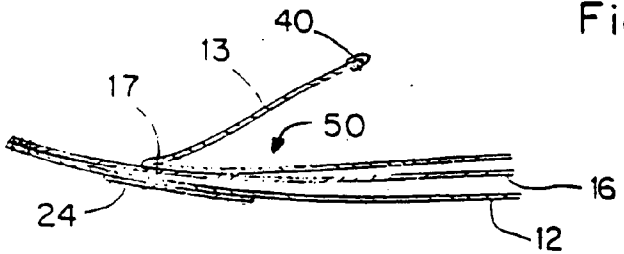


Figure 1B

Figure 1C

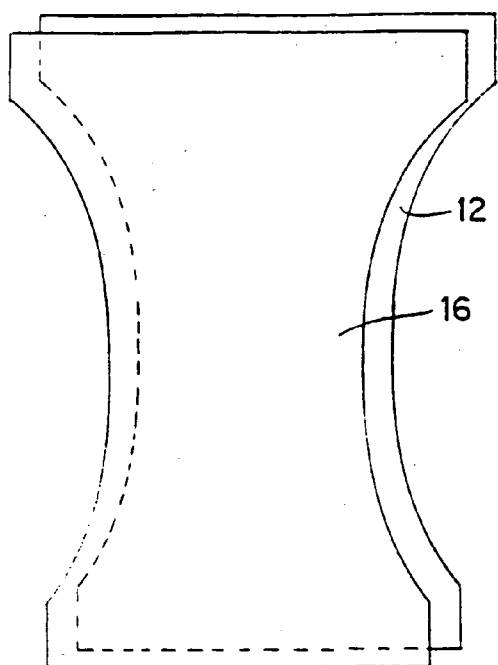


Figure 1D

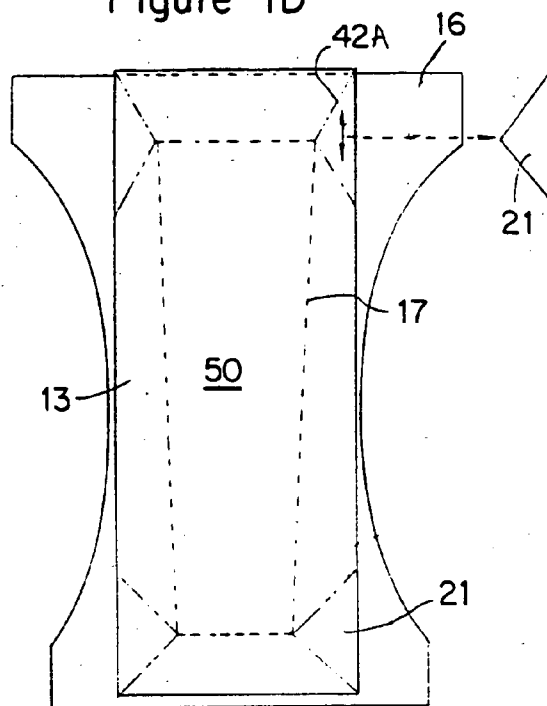


Figure 1E

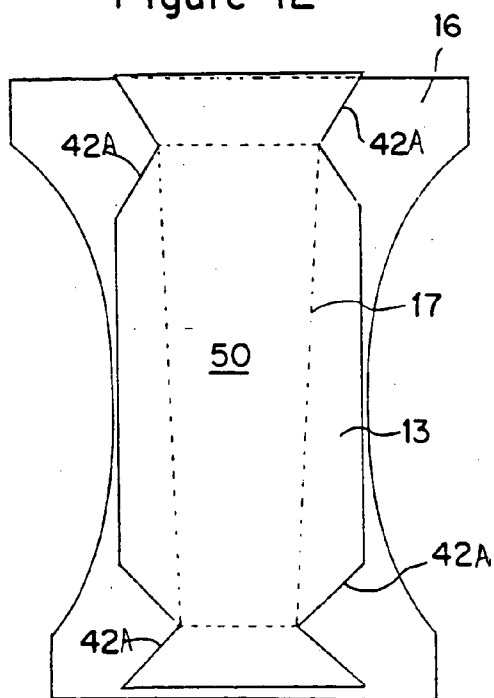


Figure 1F

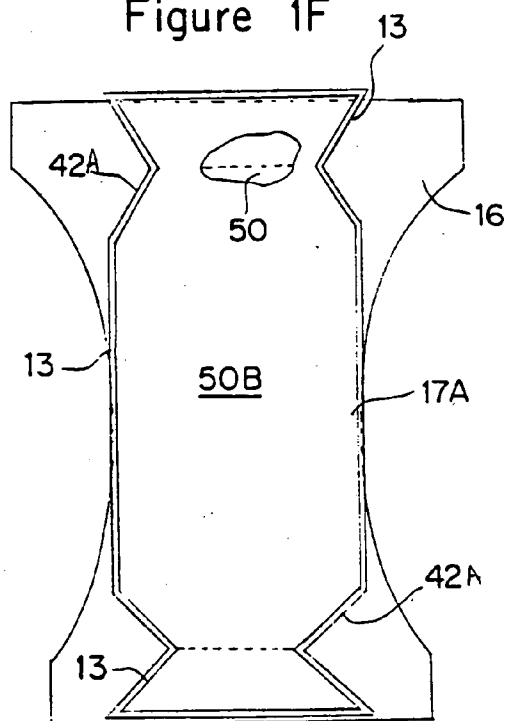


Figure 1H

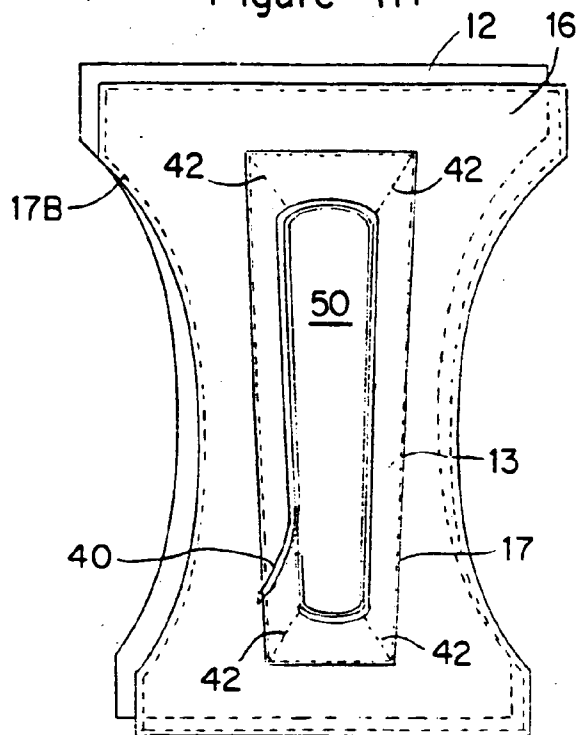
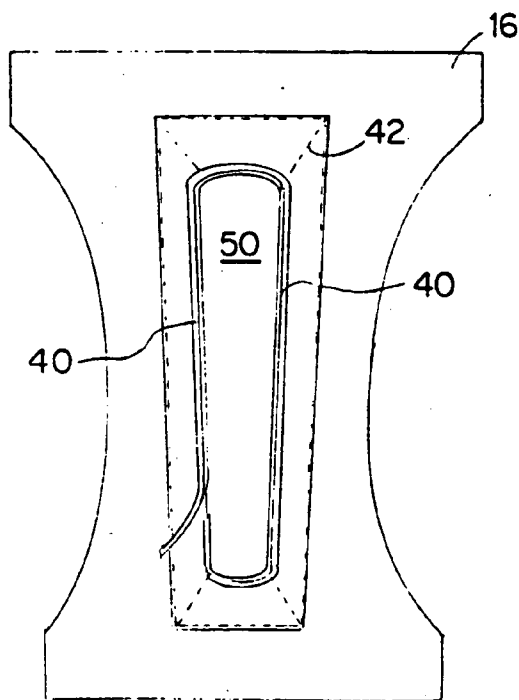


Figure 1G



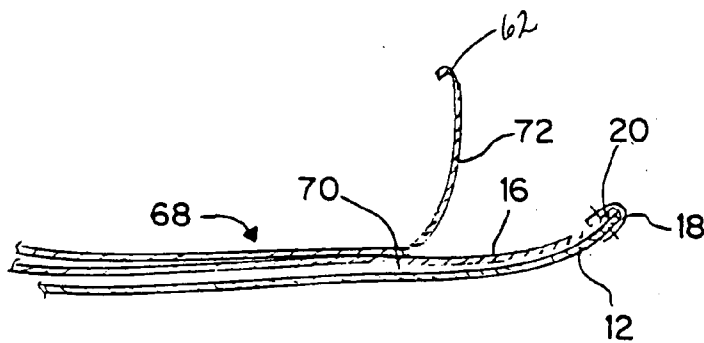
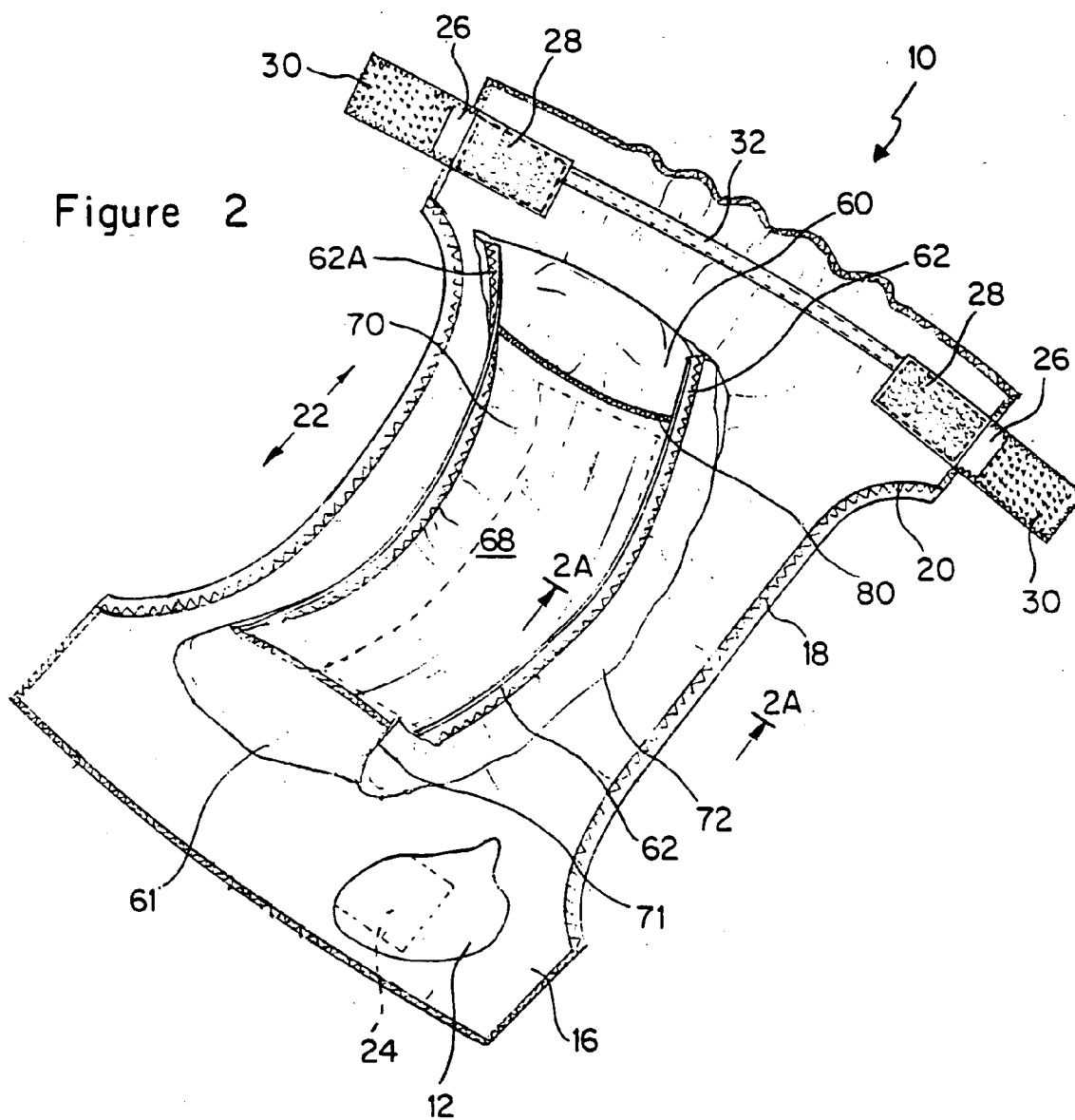


Figure 2B

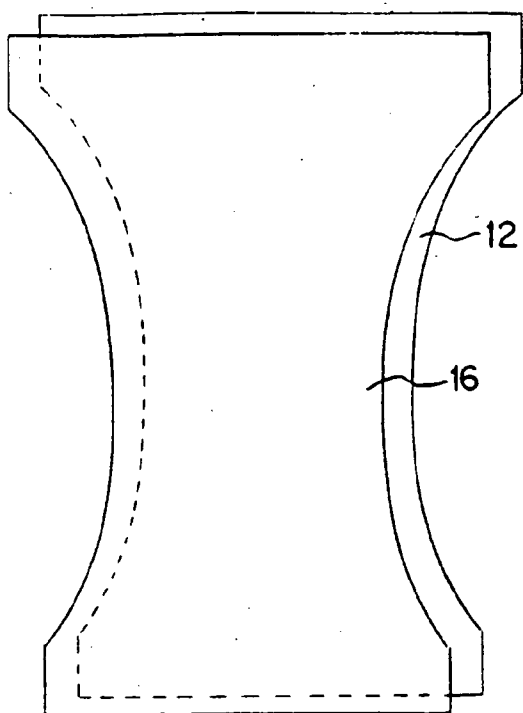


Figure 2C

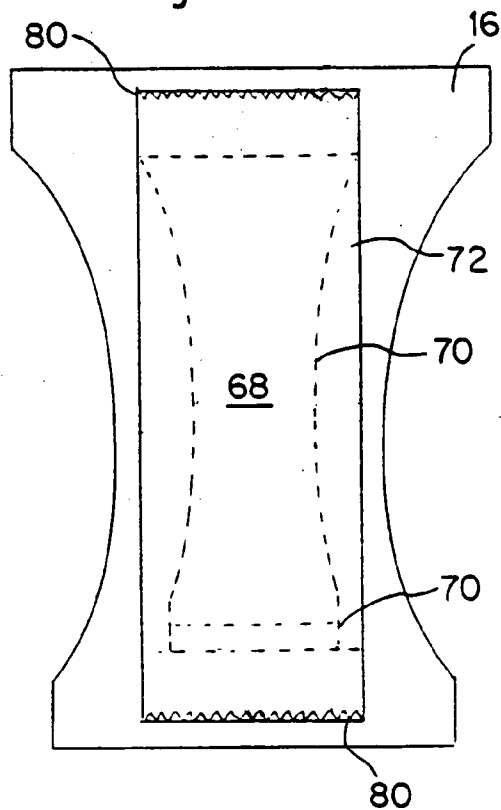


Figure 2D

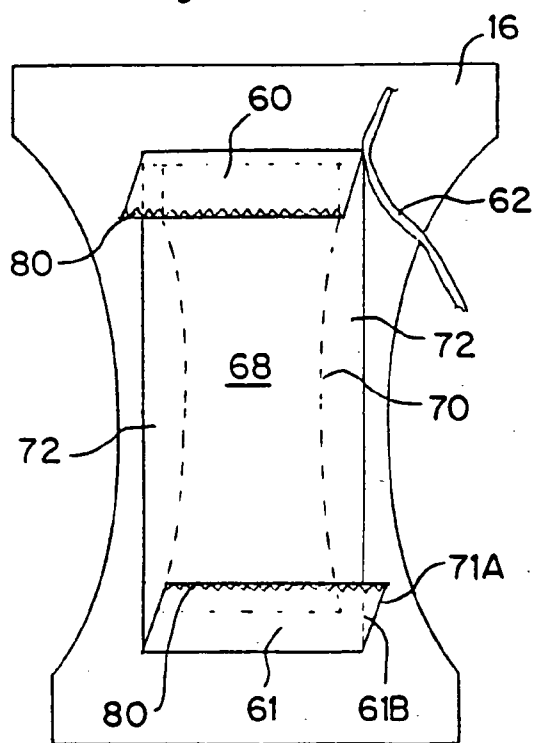
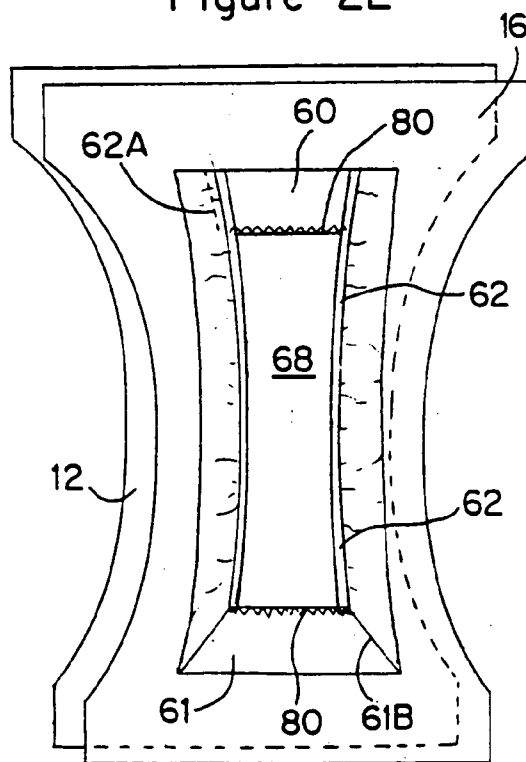


Figure 2E



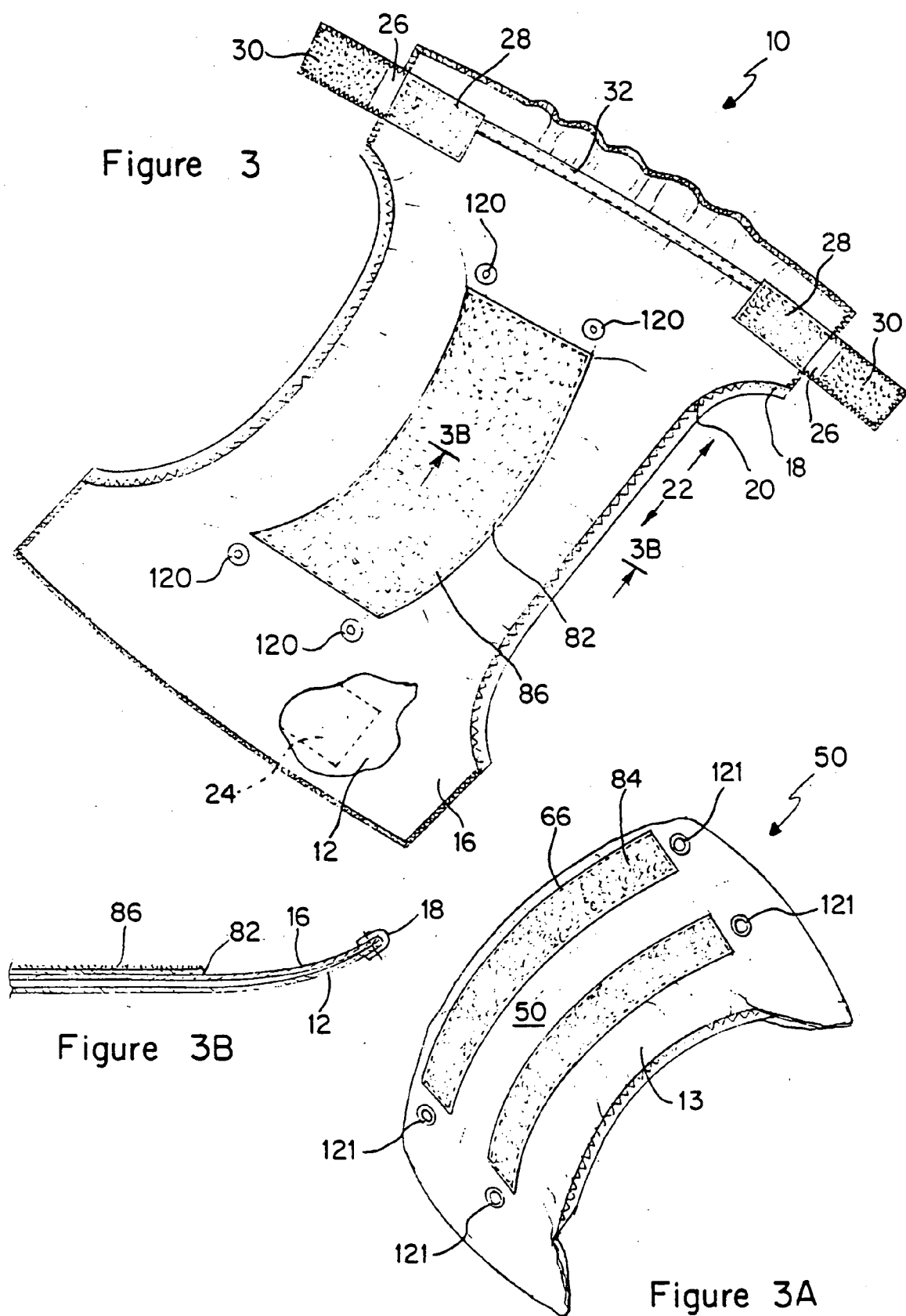


Figure 3C

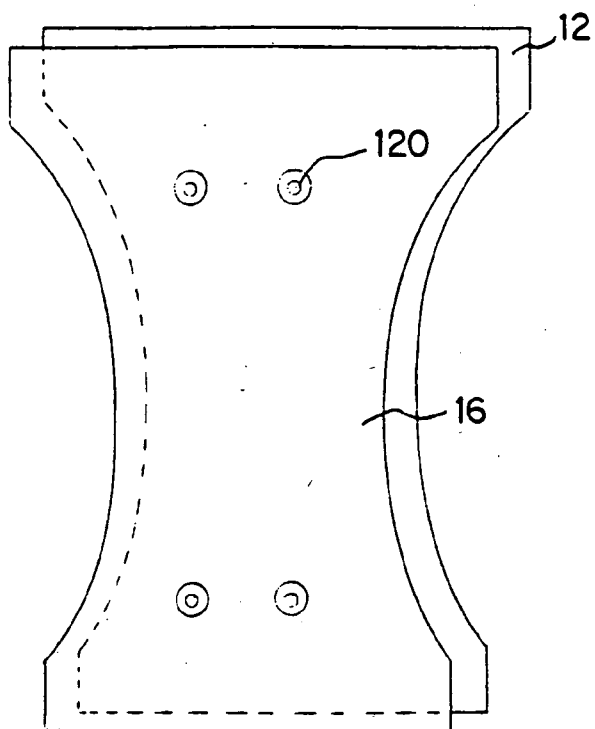


Figure 3D

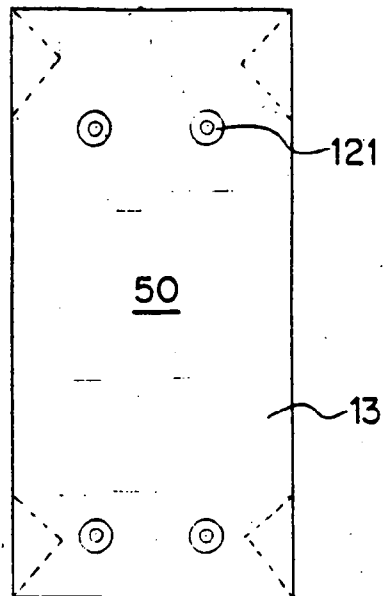


Figure 3E

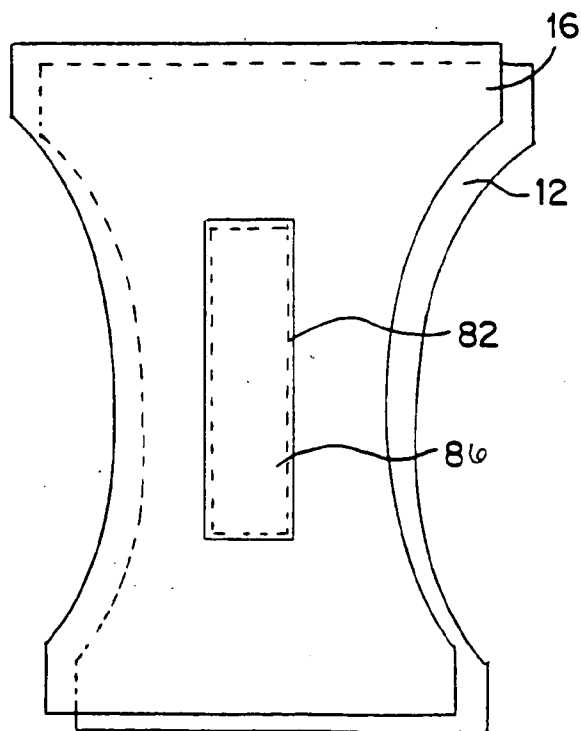
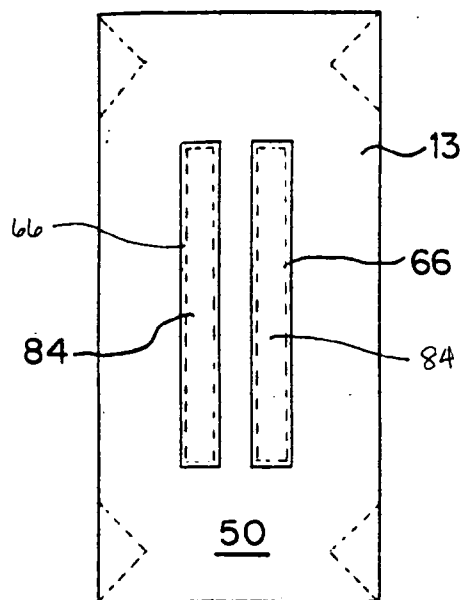
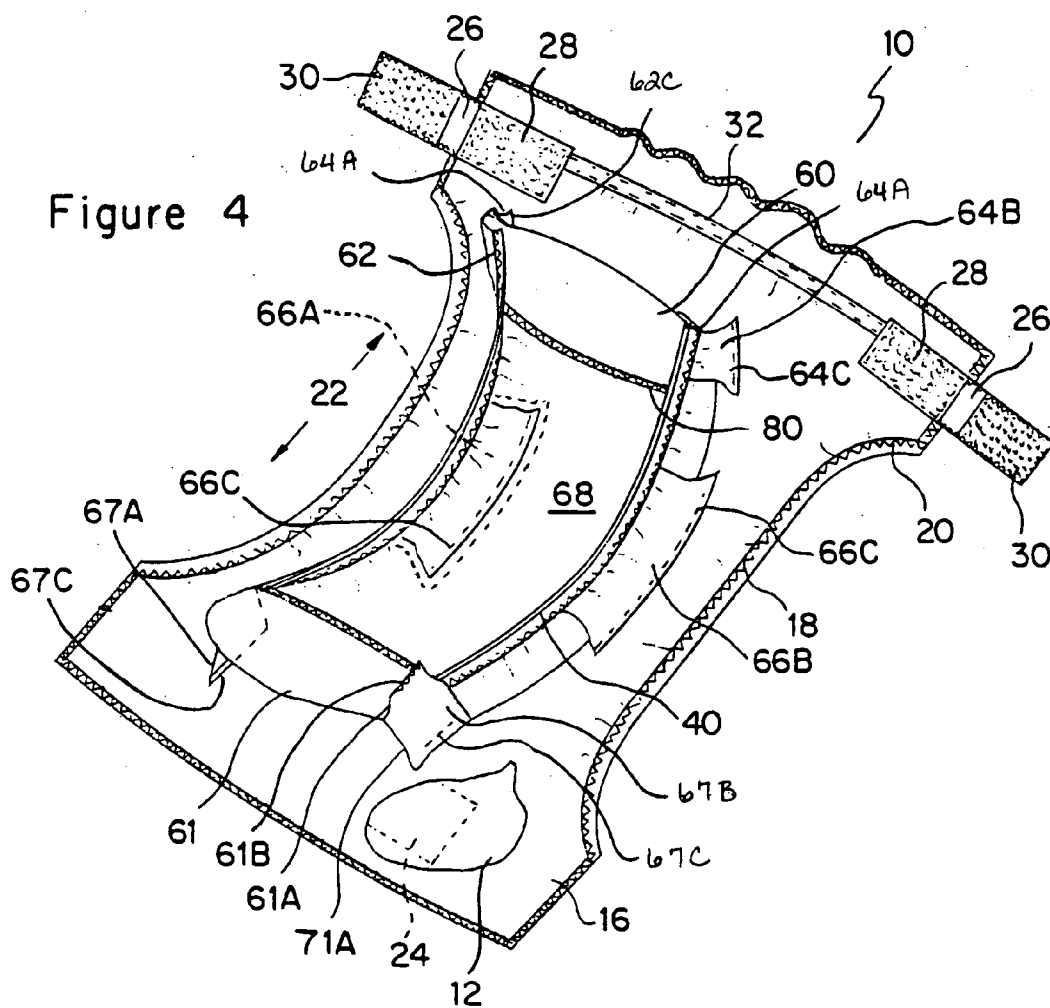


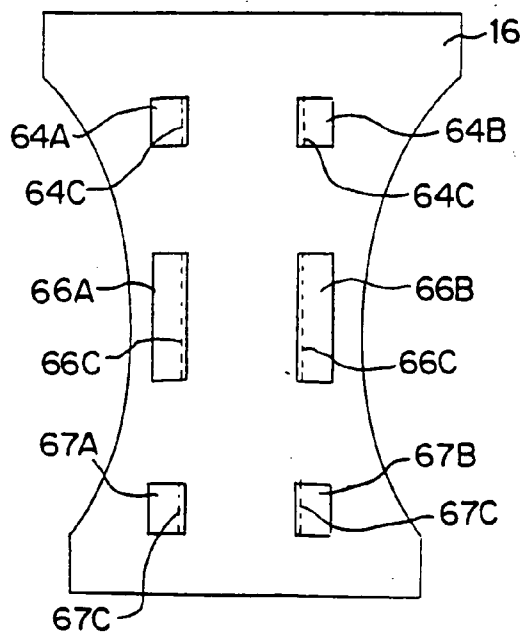
Figure 3F







**Figure 4A**



**Figure 4B**

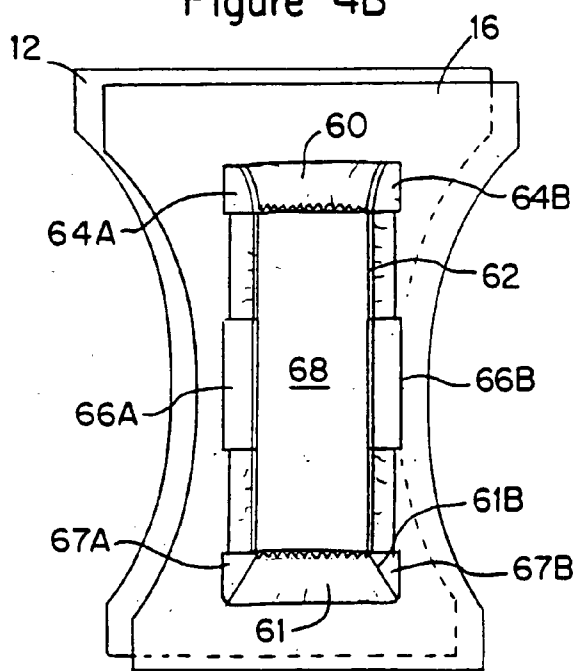


Figure 5

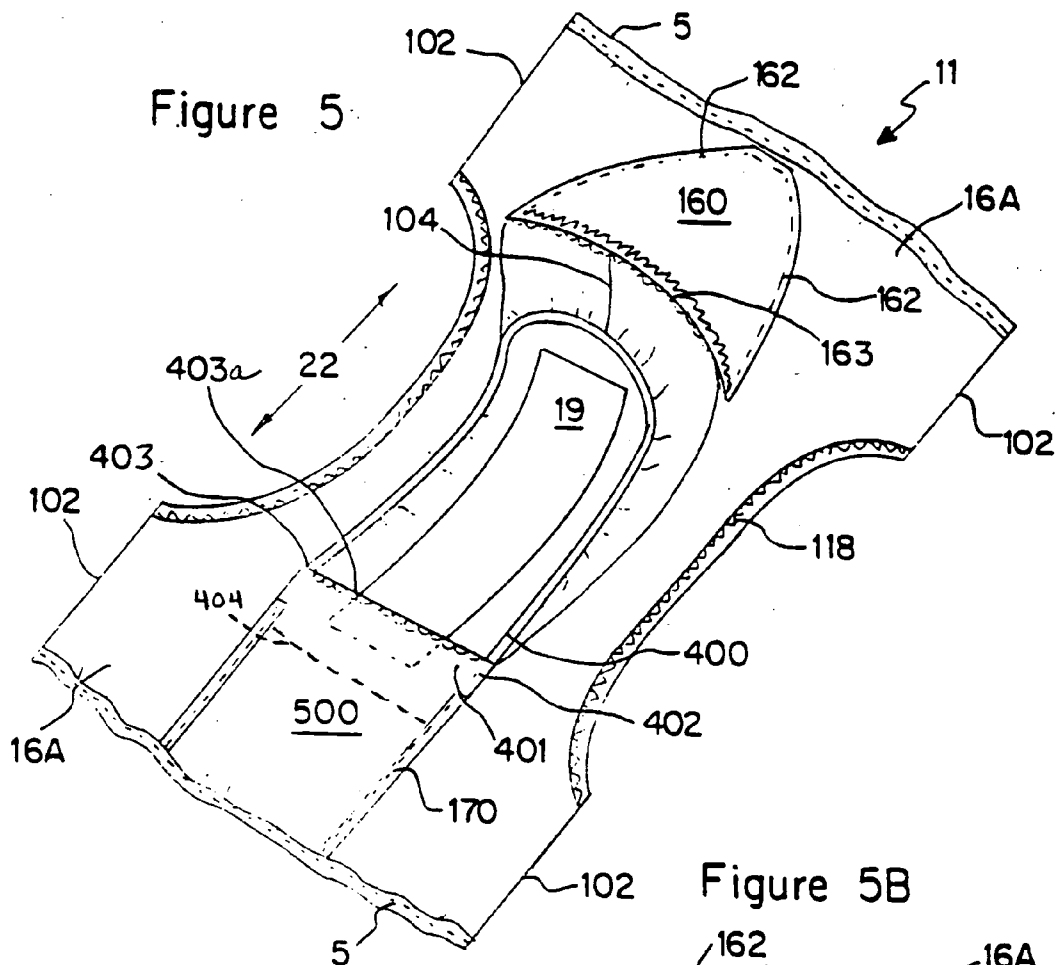


Figure 5B

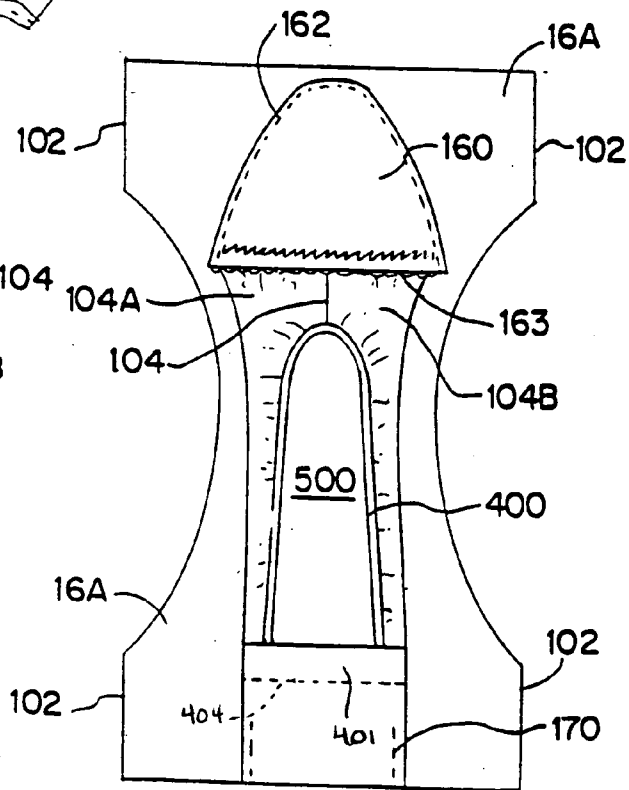
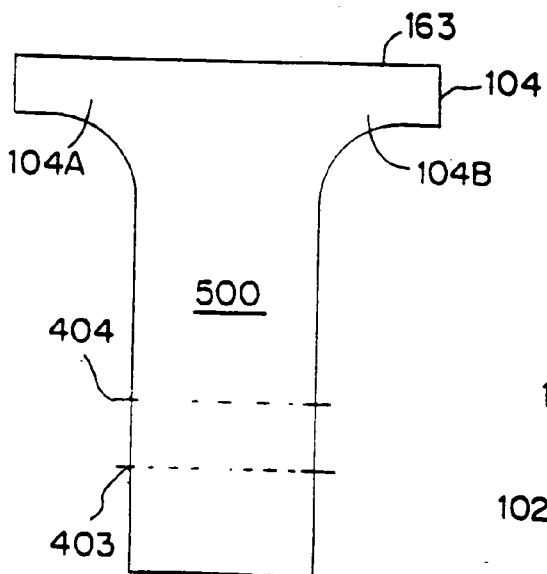
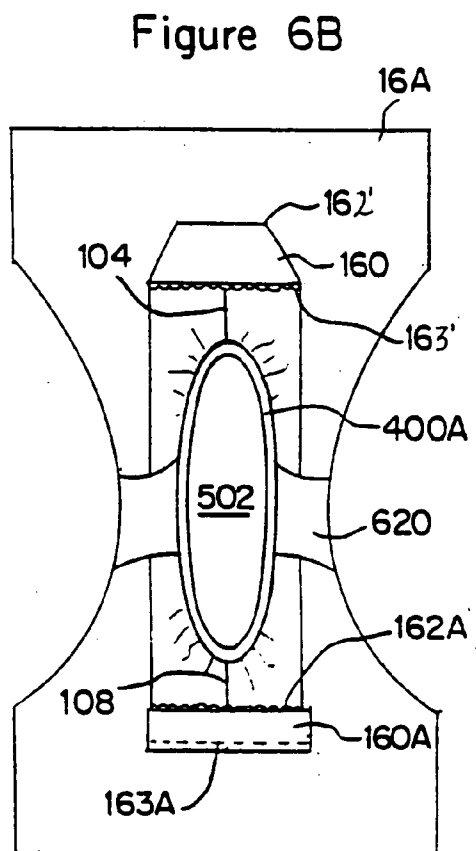
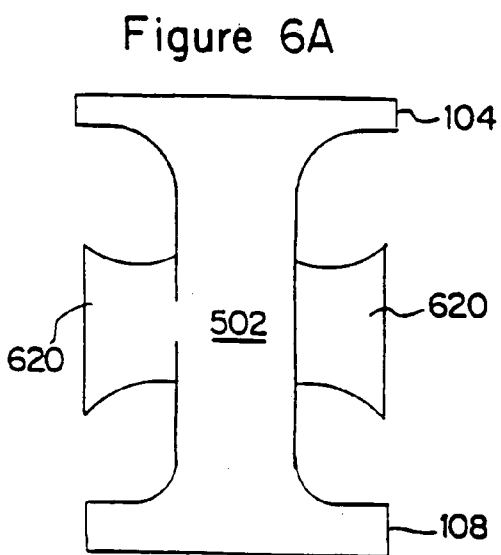
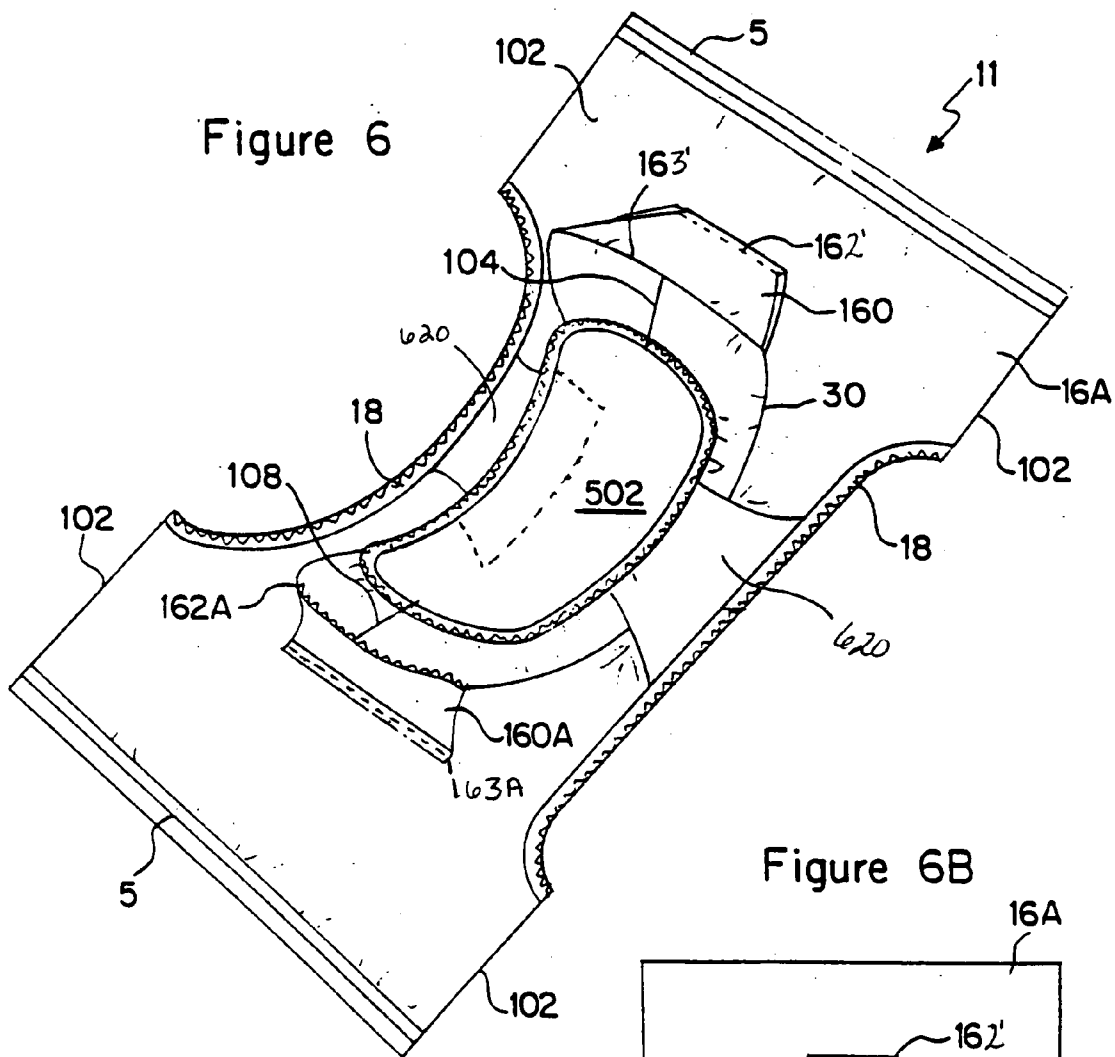


Figure 5A





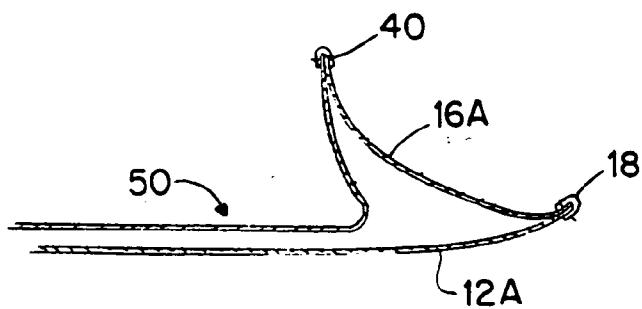
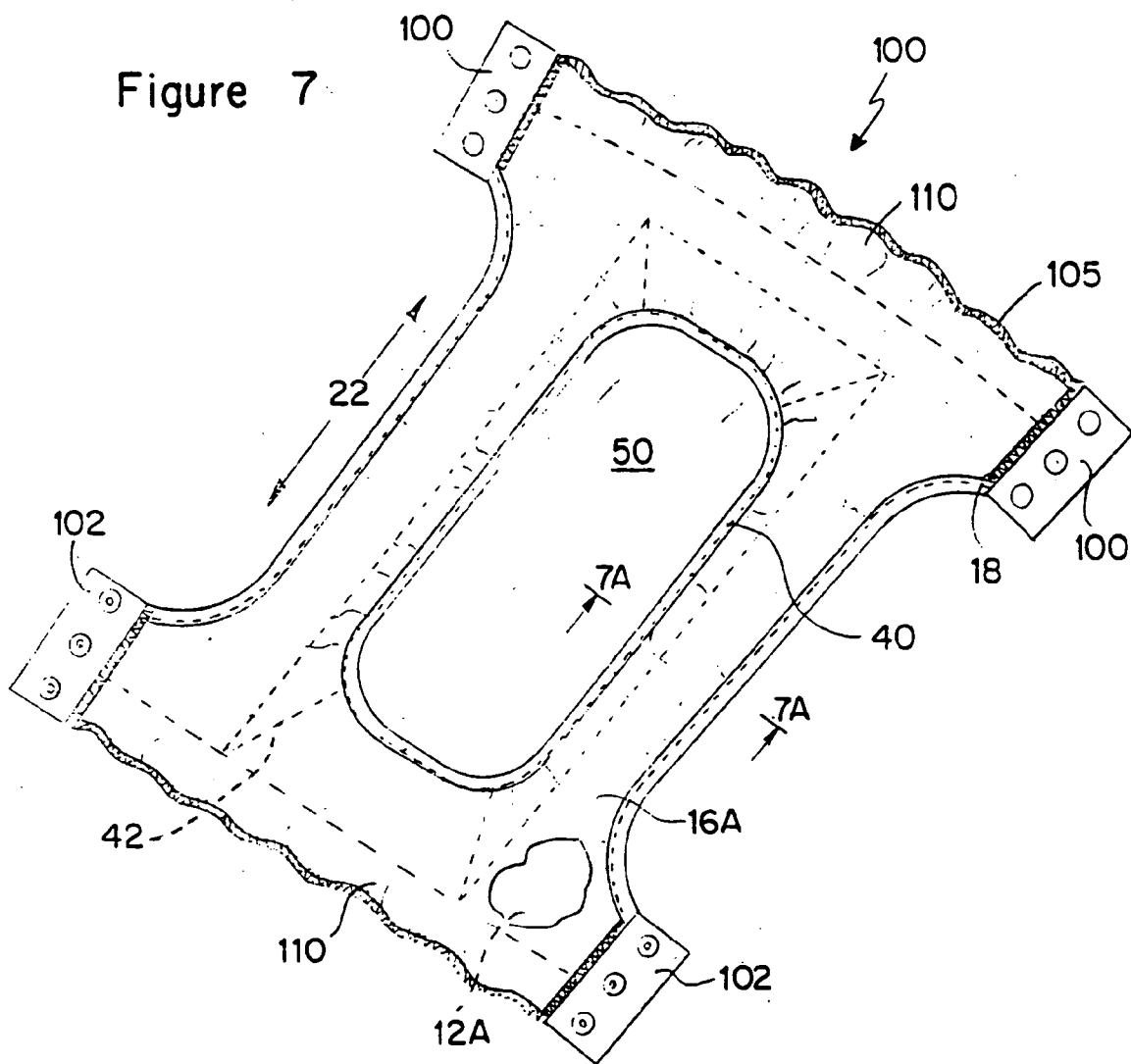


Figure 7A

# Figure 7B

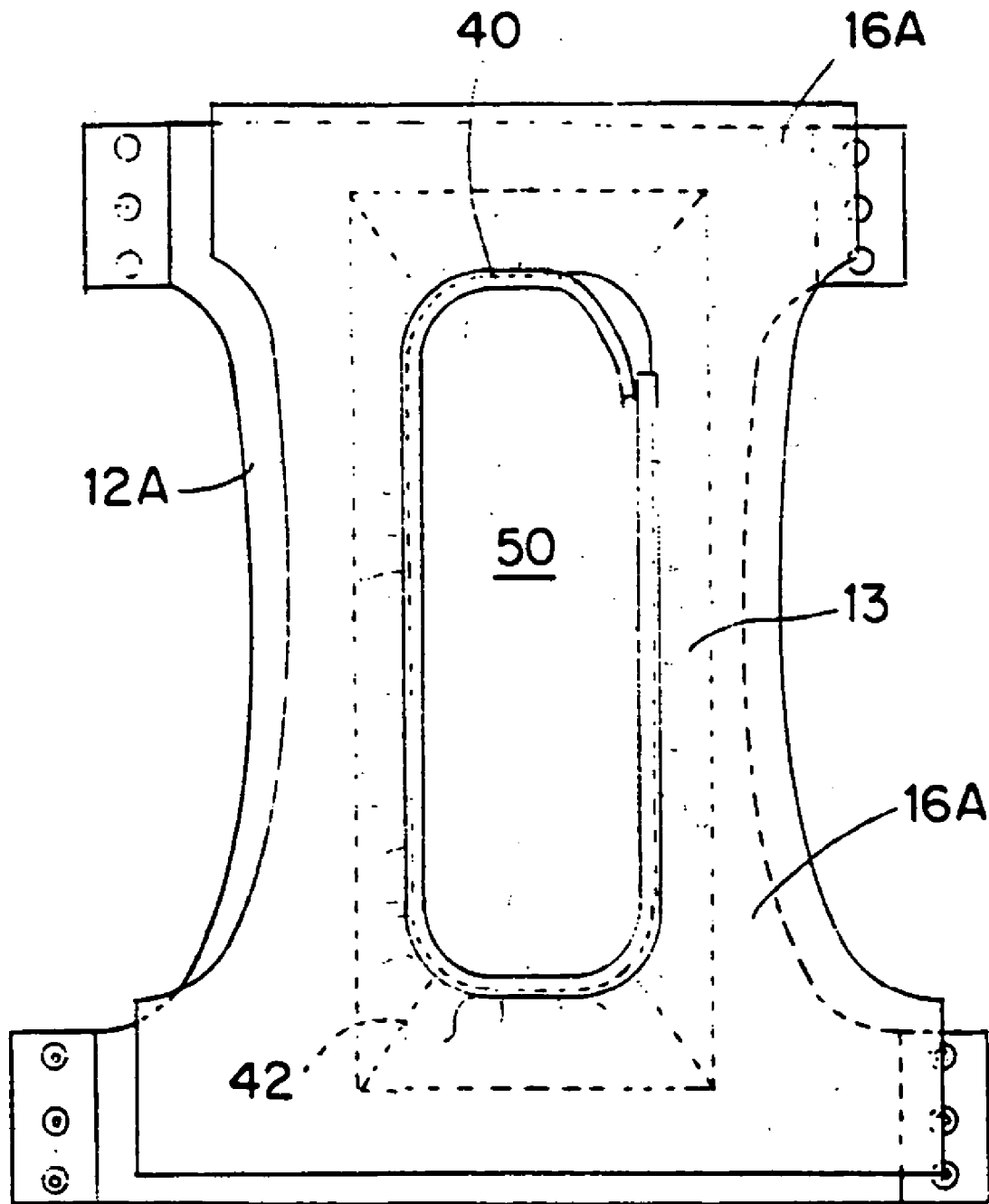


Figure 8

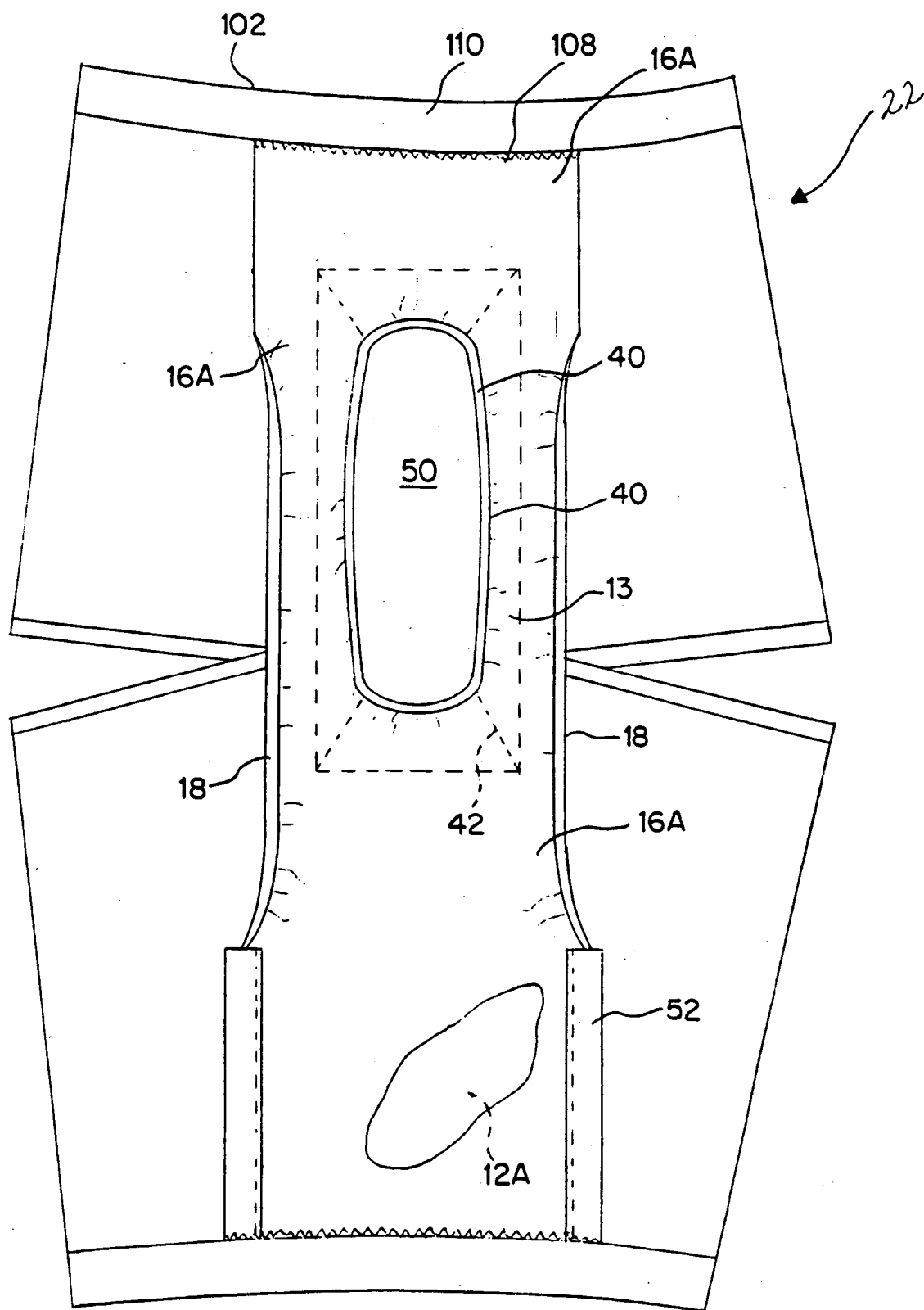
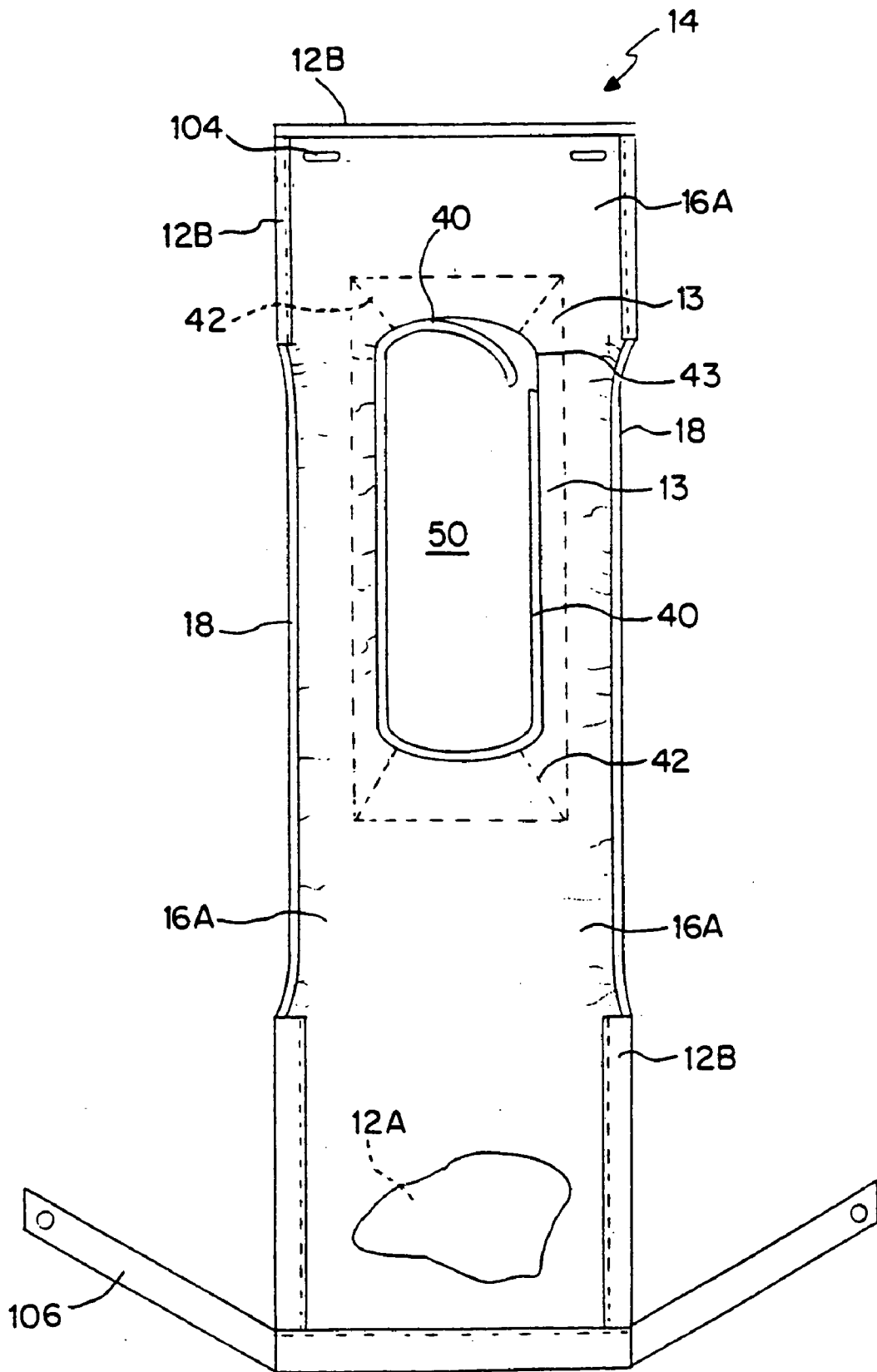


Figure 9



**PROTECTIVE UNDERGARMENTS HAVING ANCHORED POCKETED-SLING STRUCTURES AND MANUFACTURING METHOD THEREFOR**

**RELATED APPLICATIONS**

[0001] The present application claims the benefit of U.S. Provisional Application Serial No. 60/121,960, entitled "PROTECTIVE UNDERGARMENTS HAVING ANCHORED POCKETED-SLING STRUCTURES AND MANUFACTURING METHOD THEREFOR", filed on Feb. 25, 1999, whose contents are incorporated by reference.

**FIELD OF THE INVENTION**

[0002] This invention relates generally to protective undergarments, and more particularly to reusable underwear having, or retrofitted with, novel body fluid containment and fecal matter collection structures.

**BACKGROUND OF THE INVENTION**

[0003] To enhance the fluid and fecal containment properties of protective underwear, U.S. Pat. Nos. 5,137,526 and 5,409,476, issued to Fredrica Coates, describe protective underwear having a waterproof or water-resistant sling with its front and rear ends adjoined through connecting pieces to an outer shell. This sling isolates body fluids from spreading to the outer region of the shell by implementing elastic on the outer perimeter edge of the sling or waterproof gussets mounted on opposite sides of the sling. The elasticized and gusseted sling design is effective, although the volume of fluid able to be contained in this structure is limited.

[0004] As an improvement, in U.S. Pat. No. 5,722,127, issued to Fredrica Coates, the sling is enhanced to form a deeper pocket and fasteners of greater adjustability to retain the garment to the wearer. However, even with improved fit and a deeper inner pocketed sling, there still remains a need for a greater circumferential area for fluid and fecal matter containment. Hence, further disclosed in the '127 patent is a pocketed sling for retaining fluid absorbent pads. And Coates application Ser. No. 08/792,735, filed on Jan. 31, 1997, discloses a frontal hidden pocket added to a connecting frontal piece for enhanced circumferential area and hence fluid absorption. However, a need continues to exist for an alternative device for increasing circumferential area for fluid containment. It is also preferred to provide body fluid containment structures, within what will appear to be conventional underwear, particularly desirable for an adult wearer.

[0005] There continues to exist a need for more effective protective underwear, and garments for bed wetters or adults, that provide containment while preserving underwear of aesthetic appeal. Prior devices, sewn or heat sealed to garments, are uncomfortable or tend to leak at places in the garment where holes are formed by sewing needles used during assembly.

**BRIEF DESCRIPTION OF THE DRAWINGS**

[0006] FIG. 1 is a perspective view showing one embodiment of a reusable diaper with anchor pocketed sling, produced in accordance with the principles of the invention and shown open into position to be worn.

[0007] FIG. 1A is a cross-sectional view of a diaper with anchored sling, taken along the line 1A-1A in FIG. 1.

[0008] FIG. 1B is a cross-sectional view of a diaper with anchored sling taken along line 1B-1B in FIG. 1.

[0009] FIG. 1C shows the anchor cloth overlying the outer shell, as a first step in manufacture of the reusable diaper.

[0010] FIG. 1D shows the anchor cloth with a mounted pocket sling, together with cutting away of the corner of the pocketed sling and folding of the corner of the pocketed sling for formation of the pocketed sling structure.

[0011] FIG. 1E is a view of the pocketed sling, with the four corners of the pocket removed,

[0012] FIG. 1F shows a double pocket sling, where a second pocket is formed and anchored by a first anchored pocket.

[0013] FIG. 1G shows the four corners of the pocketed sling joined and formed with pocket edge covered by an elastic.

[0014] FIG. 1H shows assembly of an anchored pocket sling to the anchor cloth overlying a shell.

[0015] FIG. 2 is a perspective view showing another embodiment of the invention with anchor pocket sling having extended cuffed pockets.

[0016] FIG. 2A is a cross-sectional view of the diaper of FIG. 2, with anchored pocketed-sling and extending cuff pockets, taken along line 2A-2A in FIG. 2.

[0017] FIG. 2B is a plan view of the anchor cloth overlying the shell cloth.

[0018] FIG. 2C shows the anchor cloth with mounted fabric piece to form a cuffed pocketed sling.

[0019] FIG. 2D shows mounting and folding of the cuffed pocketed sling on its anchor cloth.

[0020] FIG. 2E shows assembly of a cuffed pocketed sling to the anchor cloth and shell.

[0021] FIG. 3 shows another embodiment of the invention, with fasteners for anchoring a pocketed sling, produced in accordance with the invention.

[0022] FIG. 3A shows a removable pocketed sling with an attachment mechanism at the reverse side of the sling.

[0023] FIG. 3B is a cross-sectional view of the sling shown in FIG. 3.

[0024] FIG. 3C shows the anchor cloth with a snap attachment for the pocketed sling structure.

[0025] FIG. 3D shows a pocketed sling cloth with corresponding snap attachment mechanism.

[0026] FIG. 3E is a view of the anchor cloth having a Velcro® type fastening attachment mechanism.

[0027] FIG. 3F shows the pocketed sling cloth with corresponding Velcro® attachment tabs.

[0028] FIG. 4 shows another embodiment of an anchored sling and strip anchors, produced in accordance with the invention.



[0029] FIG. 4A shows the anchor cloth with attached strips in position to hold the pocket.

[0030] FIG. 4B shows a mounted pocket sling, held by anchor strips on an anchor cloth and overlying shell cloth.

[0031] FIG. 5 depicts another embodiment of the invention, in which a lady's or man's underpant is fitted with a pocketed sling anchored by an anchor cuff.

[0032] FIG. 5A shows the pocket sling structure of FIG. 5.

[0033] FIG. 5B is a view of the cuffed anchor piece attached to an anchored pocket seamed and attached to the underlying pant as an anchor cloth.

[0034] FIG. 6 is a view of another embodiment of ladies' or men's underpant, with a pocketed sling anchored by an anchor cuff in both frontal and rear portions of the garment.

[0035] FIG. 6A is a view of the pocketed sling structure of FIG. 6.

[0036] FIG. 6B shows the cuff anchor piece attached to an anchored pocket, attached to the underpant fabric as an anchor cloth.

[0037] FIG. 7 is a plan view of an embodiment of a reusable diaper having snaps, with a submerged pocket sling produced in accordance with the principles of the invention, and opened in position to be worn.

[0038] FIG. 7A is a cross-sectional view of a diaper taken along line 7A-7A of FIG. 7.

[0039] FIG. 7B shows an anchor cloth holding the submerged pocket, with pocket attached on the underside of the anchor cloth and overlying a shell cloth with snap fasteners.

[0040] FIG. 8 is a plan view of another embodiment of a man's boxer underpant, open at its side seams, laid flat with a submerged pocket-sling structure retrofitted and produced in accordance with the principles of the invention.

[0041] FIG. 9 is plan view of a belted undergarment with submerged pocket, produced per this invention.

#### BEST MODE FOR CARRYING OUT THE INVENTION

[0042] Referring to FIGS. 1A-1H, a reusable diaper in accordance with one embodiment of the invention, designated generally by numeral 10, comprises a waterproof or water-resistant (breathable type fabric) diaper shell 12 within which is retained a fluid containment pocket 50, positioned to be located about the groin when worn by an infant or adult. Referring to FIG. 1A, the diaper is formed of three layers; a waterproof or water-resistant outer shell 12, inner liner 16 generally soft to the touch and optionally of fluid absorbent fabric, and a layer 50 forming an anchored pocketed-sling 50 of water-resistant or waterproof material 13. The two outer layers of the diaper shell 12 and 16 are generally of the same shape, and the anchor cloth 16 is on the inside of, and aligned with, the outer shell 12. This lining 16 forms an attachment mechanism at a stitch line 17 to anchor the pocketed sling 50 to outer shell 12. The outer shell 12 and its inner liner 16 are joined at the leg hole by a leg elastic strip 18, which convolutes the two layers, stitched at line 20 and holding the two layers together to form a leg hole 22. The inner pocketed sling is positioned

and attached (stitched) centrally to the inner liner 16 only. Hence, the stitching does not pierce shell 12.

[0043] Shell 12 has a fastener 24 of loop-type filamentary material attached to the outer frontal surface of diaper 10. In the rear portion of the outer corners of diaper 10 are fasteners 26, affixed to the diaper 10 such that hook-type filamentary material 30 closes onto loop material 28 to protect the hook material from accumulating lint during laundering, with the hook and loop materials being separated from each other by a space 26 to form a hinge. The elastic strip 32 conforms the layers to fit the waist and buttocks region of the wearer through gathers 34.

[0044] Stitch line 42, which may be replaced by heat sealing, assembles the corners of the pocket. This assembly may also be accomplished by folding the corners 21 inward to the reverse side, and then sealing to establish an inside seam.

[0045] Referring to FIG. 1A, which is a cross-sectional view of outer layer 12 connected to the inner layer 16 at elastic strip 18, stitch line 17 adjoins pocket 50 to the inner liner 16. Elastic trim 40 forms an adjustable pocket opening to receive fluid into a fluid absorbing pad (not shown). Stitch line 42 connects the corners of the pocket 50, as previously described, and the pocket is inserted within elastic strip 40 to present a smooth finished surface 42 to contact the wearer.

[0046] FIG. 1B is similar to FIG. 1A, but depicts the presence of loop-type filamentary material 24 positioned on the outer surface of shell 12. The loop material 24 fastens the garment to the wearer when hook tabs 30, shown in FIG. 1, close onto the front of the garment.

[0047] FIGS. 1C-1H show the construction method by which three layers of fabric come together to form a leak proof undergarment interior. In FIG. 1C, a piece of anchor cloth 16 is positioned over outer shell 12, similarly configured, as a first step in the manufacture of anchored pocket 50. In FIG. 1D, stitch line 17 pierces the cloth 16 in a rectangular pattern and attaches to hold pocket 50 to its anchor cloth now stitched centrally. The edges or sides of the fabric 13 take shape into a pocket-shape 50 as corners 21 are removed, and the sides become seamed at 42. The pocket may alternatively take shape by forwarding the corners at 42A and 42B, the folded cover 21A therefore is not removed.

[0048] In FIG. 1E, bulk is advantageously reduced in the garment by removing the triangular corners at 21A shown in FIG. 1D. In FIG. 1F, an additional piece of fabric at 50B is optionally added at stitch line 17A (for either waterproof or absorbing purpose) at pocket 50 as it overlays the stitch line 17 of the primary pocket 50.

[0049] In FIG. 1G, pocket 50 is now formed as seamed, joined or heat sealed at 42, so as to keep the pocket sides properly shaped, and with elastic 40 convoluting the edge of the pocket.

[0050] In FIG. 1H, the three layers are now in position to be joined at stitch line 17B. The layers are held together for assembly of the garment to its fasteners and leg hole elastic strips, as seen in FIGS. 1, 1A and 1B.

[0051] Refer now to FIG. 2, depicting another embodiment of the invention, in which the outer shell is the same, but sling configuration different compared to the embodiment of FIG. 1. In FIG. 2, diaper 10 is again composed of

three layers; outer layer **12** of water-resistant material, inner layer **16** that is not water-resistant and an inner fabric **72** cuffed to form pocketed sling **68** of water-resistant material. The rectangular pocketed sling **68** has folded fabric **72** at end cuffs **60** and **61**, the rear cuff **60** being formed by folding outer perimeter edge **80** of fabric **72** inward, and the two raw edges of the fold inserted into elastic strip **62**. Elastic strip **62** extends longitudinally to frontal cuff pocket **61**, where an alternative folded edge **61A** joins outer pocket edge **71** at seam line **71A**. Frontal pocket **61** is formed as raw edge **71** joins with raw edge **61B** at seam line **71** on the interior side of the pocket. Hence, cuff **60** is formed in the rear portion of the diaper by adjoining folded edges within the elastic, as compared to frontal pocket cuff **61** where elastic **62** covers edge **71** and together they are joined to folded edge **61B** at seam line **71** on the interior side of the formed cuff pocket. Optionally, the elastic may be omitted on underside at **71** as finished edge is formed by seamline **71** rather than elastic **62**. The rear cuff outer corner may be stitched down at stitch line **62A**. The entire pocketed-sling **68** is attached to anchor cloth **16** in the central portion of diaper **10** at stitch line **70**, which forms a stabilizing rectangular attachment of cuffed pocketed-sling **68** to its anchor cloth **16**. Leg hole **22** and fasteners **24** and **26** are identical to those depicted in FIG. 1.

[0052] Referring to FIG. 2A, which is a cross-sectional view of pocket **68**, outer layer **12** is connected to inner layer **16** at elastic trim **18**, and held fast by zig-zag or straight stitching at **20**. Cuff pocket **60** is formed as the sidewall of fabric **72** of pocket **68** bends at outer edge **80** into the point of stitch line **70**.

[0053] Manufacture is carried out first by overlaying cloth **16** on waterproof cloth **12** as its liner, as shown in FIG. 2B. In FIG. 2C, liner **16** and fabric piece **72** are stitched in an hourglass fashion at **70** to anchor cloth **16**. Opposite ends of water-proof fabric piece **72** are overlock stitched at **80**.

[0054] FIG. 2D shows the opposite ends being folded inward to form cuff **60** and folded backward forming cuff **61**. At cuff **60**, the folded sides will meet and be encased in elastic strip **62**, bending the wall of fabric **72** inward. The opposite end of the cuff is formed in a different fashion, as end **80** of cuff **61** is folded backward, and the two raw edges **61B** and **71A** are encased in elastic strip **62**.

[0055] In FIG. 2E, the cuff is reversed and seam **61** is made flush with the fabric raw edges, and elastic is now on the inside of pocket **68**. Optionally, a tacking **62A** can be added to hold elastic down at cuff **60**. The formed pocket **68** adjoined to cloth **16**, overlies outer shell fabric **12**, and is ready for assembly as a garment of protective underwear.

[0056] In another embodiment of the invention, depicted in FIG. 3, diaper **10** is composed of two layers, with liner **16** and shell **12** connected at elastic strip **18** by stitching **20**. The absorbing pocketed-sling **50** of FIG. 1 is detachable through an optional fastener material, such as Velcro® in the form of a rectangular sewn piece **86**, or alternatively as snaps **120**. In FIG. 3B, the Velcro® fastener is mounted at line **82** on anchor cloth **16**, whereas in FIG. 3A, the pocketed sling **50** is shown detached from its anchor cloth to expose the underlying attachment. Examples are snaps **121** to be matched within **120** of FIG. 3 when coupled for use, or Velcro® fastening strips **66** stitched at **84** for coupling with complementary Velcro® strip **86**, stitched at **82**.

[0057] FIGS. 3C-3F show optional placement of the fastening means for enabling the pocketed sling to be detached from its anchor cloth. FIG. 3C shows the mounting of four male snaps **120** overlying shell **12**, FIG. 3D the pocket piece **50** with corresponding female straps **121**, and FIG. 3E Velcro® loop material mounted on anchor cloth **16** overlying cloth **12**. And in FIG. 3F, a pocket **50** is formed with hook fastener strip **84** stitched at **66** to be coupled with a rectangular member **86** when the pocket is fully formed, as shown in FIG. 1, where attachment is stitching.

[0058] In another embodiment, depicted in FIG. 4, diaper **10** is composed of two layers of fabric: an inner layer overlying a shell **12**. The pocketed sling device described in FIGS. 1-3 is now anchored to the liner cloth **16** with strips of fabric **64A**, **66A**, **67A**, positioned on one side of the anchor cloth **16**, and on the opposite side anchor strips **64B**, **66B** and **67B** are positioned to hold and stabilize the pocket. In this figure, the anchor strips are each tacked to the anchor cloth **16**; **64A** is tacked at **62C**, **66A** at **66C**, **67A** at **67C**, **64B** at **64C**, **66B** at **66C** and **67B** at **67C**. As the first step in the stabilization of pocketed sling **68**, FIG. 4A shows the tacking on the anchor cloth **16**, and in FIG. 4B the strips each bend inward into the elastic strip **62** as the pocket is formed. Just as in FIG. 2, elastic strip **62** is exposed at cuff **60**, but not at cuff **61**. Hence, strips **64A** and **64B** are inserted in the elastic **62** at one end and at the opposite end are inserted in the seam **61B** with elastic **62** on the underside of cuff **61**, holding the seam together.

[0059] In another embodiment, depicted in FIG. 5, the (anchor) liner cloth **16** of the previously described embodiments now becomes **16A** the outermost surface of protective underwear diaper **11** in that it establishes conventional underwear, opened at side seams **102**. This, for example, could be a lady's panty (or a man's jockey pant) by simply closing seams **102**. However, what is important is not merely the outside appearance. With the waterproof or water-resistant shell being omitted, the same principles of the invention are applied to develop more aesthetic devices.

[0060] Still referring to FIG. 5, an anchor cuff **160** of triangular shape holds pocketed sling **500** in position to be worn. Pocketed sling **500** is of a waterproof or water-resistant material. Cuff piece **160** is stitched on the inside of the garment **11** at **162**. This cuff is held to layer **16A**, the garment or panty fabric **16A**, in a triangular stitch pattern **162**. At the widest end of the triangular cuff **160**, pocketed sling **500** is attached at seam line **163** by an overlock finishing stitch. Leg hole **22** is covered by elastic **118**. Elastic strip **5** finishes the outer edges of the garment **11**.

[0061] In the rear portion of the garment, pocketed sling **500** is stabilized with stitching **170** on opposite sides of structure **500**. The stitching anchors the sling structures as well as waterproof region of the garment. The resulting design is most advantageous for women who need a protective panty when in supine position.

[0062] The sidewalls of pocket sling **500** are brought together at seam **104**. This process of forming the pocketed sling structure is best as seen in FIGS. 5A and 5B.

[0063] In FIG. 5A, the shape of pocket **500** is formed as sides **104A** and **104B** are bent inward and joined at seam **104**. Elastic strip **400** is applied to fit the groin of the wearer as pocket **500** elasticizes around the pubic area. The opposite

end of the pocket **500** is folded and stitched at lines **403** and **404**, preferably covered by an elastic strip that improves fit and water resistance. In **FIG. 5B**, the cuff **160** is joined to the end of pocket **500**, at stitch line **162**. Folded walls **104A** and **104B** are seamed at **104**, creating a top and under surface of the pocket now both held together by overlock stitching **162**. The panty will be seamed at **102**, and is now ready for application of elastic to the outer edge of the protective underwear.

[**0064**] **FIG. 6**, another embodiment of similar structure to **FIG. 5**, incorporates the same elements of structural formation; **16A**, a both panty and cloth for a pocketed sling, the same elastic **5** is finishing outer waist portions of the garment, side seams **102**, when seamed are forming protective panty **11**. The anchored pocket of **FIG. 6** now carries central connecting pieces **160** at frontal and rear portion, now stitched centrally to **16A** at stitch line **163**. Anchor strips **620** are inserted in both sides of leg hole, elastic **18** at central portion of leg hole elastic **18** and then connected, inserted in, elastic of pocket elastic **40**. Manufacturing of garment strips **620** may be in reverse order of assembly by first being inserted in pocket elastic **40** and then attached to central portion of the panty (stitched over top of elastic **18**). These connecting pieces **620**, anchor the pocket **502** without piercing the fluid absorbing or containing area of pocket **502**. The connecting pieces suspend the pocket **502** centrally at opposite ends. The pocket **502** is connected at opposite ends by overlock stitching **108**. Elastic **18** finishes the leg hole. Elastic **40** terminates within seam **104**, and the outermost edge of the pocket is finished by overlock stitch **162**.

[**0065**] In **FIG. 6A**, pocket **502** shows the attachment of side anchor strip **62** in a seam line **620A**.

[**0066**] In **FIG. 6B**, center anchor pieces **620** are now encased in elastic **400A** in stitch line **620A**.

[**0067**] In **FIG. 7**, there is yet another embodiment of an anchored pocket sling. This embodiment is identical to **FIG. 1** with the exception that the pocketed structure is attached, suspended below the anchor cloth; therefore, the pocket **50** resides between the shell **12** and anchor cloth **16**.

[**0068**] **FIG. 7** also depicts side snap fasteners for fastening sides of garment together for wearing. Side snap fasteners **100**, **102** are used in this garment as an alternative to Velcro® fasteners shown in earlier figures.

[**0069**] Waist elastic **110** is also positioned beneath anchor cloth **16A**, so as to protect skin of wearer in the event that the elastic may be wide and need fabric over it. Overlock stitching **105** connects **16A** with outer shell **12** at the outermost edge of the garment.

[**0070**] On the underside, dotted lines represent the now suspended and floating pocket, **50**, of same structure as pocket **50** of **FIG. 1**. It is a hidden pocket, suspend by the joining of perimeter edge **13** to anchor cloth **16A** at elastic **40**. Side seams **42** are joined as in **FIG. 1**, but no stitch line **17** is necessary in this embodiment as the base of pocket floats. This feature further enhances waterproof property of pocket.

[**0071**] In **FIG. 7A**, pocket **50** is suspended between **16A** and **12A**. Elastic **40** holds pocket perimeter edge with anchor cloth circular edge **43**.

[**0072**] In **FIG. 7B**, another view of manufacture of submerged pocket design, anchor cloth **16A** overlies shell **12A**.

[**0073**] In **FIG. 8** the submerged pocket structure of **FIG. 7** is applied to a male boxer short **22**. The submerged pocket **50** includes the principles of the invention disclosed in **FIG. 6** including submerged pocket **50**, with seamed corners **42**, suspended between anchor cloth **16A** and waterproof piece **12A** held on opposite sides by elastic **18**. The addition to this variation of the invention is anchor strip **52** which stabilizes the protective sling in the rear portion of boxer short **22**. Boxer short **22** has an elastic waist **110** and a sling device with submerged pocket **50** held to central frontal interior portion of boxer pant **22** at stitching **118**.

[**0074**] In **FIG. 9**, the submerged pocket of **FIGS. 6, 7** and **8** is the same except, as shown, as a belted undergarment **14**, where all principles of the invention are applied, and for fastening to the wearer, belt **106** with button **114** is coupled with buttonhole **104**. Buttonhole **104** pierces with stitching both shell **12A** and anchor cloth **16A**. Folded edge **12B** finishes the part of the undergarment

What is claimed is:

1. A protective undergarment, comprising:

an outer layer of fluid-resistant material shaped to conform to the buttock and leg region of a user;

an anchor layer secured to the outer layer and having a shape conforming to that of the outer layer; and

an inner layer of fluid-resistant material with all sides folded inward and interconnected to form a pocket attached to the anchor layer.

2. A protective undergarment as in claim 1, wherein a base portion of the pocket is positioned on a surface of the anchor layer.

3. A protective undergarment as in claim 1, wherein the pocket is secured to the anchor layer by stitching.

4. A protective undergarment as in claim 1, wherein a surface of the anchor layer is formed with an opening conforming in shape to the shape of the pocket, only a periphery of the pocket is secured to the anchor layer and the pocket is suspended through the opening toward the outer layer.

5. A protective undergarment as in claim 4, wherein the periphery of the pocket is stitched to the anchor layer.

6. A protective undergarment as in claim 4, wherein the periphery of the pocket and anchor layer are joined at an elastic strip.

7. A protective undergarment as in claim 1, wherein the pocket is held to the anchor layer by a releasable fastener.

8. A protective undergarment as in claim 7, wherein the releasable fastener comprises a filamentary or snap fastener.

9. A protective undergarment as in claim 1, wherein the pocket is formed by a rectangular piece of material, the corners of which are folded inward and outer edge of the pocket covered by an elastic strip.

10. A protective undergarment as in claim 1, wherein the pocket is formed by a rectangular piece of material, with triangular portions near the corners of the pocket removed, adjacent sides of each triangular portion are joined together and outer edge of the pocket covered by an elastic strip.

**11.** A protective undergarment as in claim 9, wherein opposite ends of the pocket are cuffed and the elastic strip covers edges of the cuffs to establish an elasticized adjustable pocket opening.

**12.** A protective undergarment as in claim 9, wherein the pocket is held to the anchor layer by a releasable fastener.

**13.** A protective undergarment as in claim 10, wherein the pocket is held to the anchor layer by a releasable fastener.

**14.** A protective undergarment as in claim 9, wherein the pocket is held to the anchor layer by connecting pieces of material.

**15.** A protective undergarment as in **4**, wherein the inner layer of material suspended through the opening forms a pocket that is wider than the opening and floats with respect to the outer layer.

**16.** A protective undergarment, comprising:

a first, outer layer of fluid-resistant material;

a second layer of material having its peripheral edge attached to the first layer, having a shape conforming to that of the first layer and having a central opening;

a third layer of material attached only at its outer edge by an elastic strip to the second layer and extending beneath the opening toward the second layer, the third layer being proportioned relative to the opening such as to form a pocket beneath the second layer that is larger than the opening.

\* \* \* \* \*