



US00D431555S

# United States Patent [19]

[11] Patent Number: **Des. 431,555**

Cronin et al.

[45] Date of Patent: **\*\* Oct. 3, 2000**

[54] **HOUSING FOR ANTENNA FEED HORN AND TRANSMIT ELECTRONICS**

5,552,797 9/1996 Cook ..... 343/786  
5,841,404 11/1998 Yen ..... 343/786

[75] Inventors: **Dennis L Cronin; Scott J Cook**, both of Garner; **Peter L Gardner**, Apex; **Richard Derrenbacher**, Wake Forest, all of N.C.

*Primary Examiner*—Louis S. Zarfes  
*Attorney, Agent, or Firm*—Darby & Darby

[73] Assignee: **Channel Master LLC**, Smithfield, N.C.

### [57] CLAIM

[\*\*] Term: **14 Years**

The ornamental design for a housing for antenna feed horn and transmit electronics, as shown and described.

[21] Appl. No.: **29/112,729**

### DESCRIPTION

[22] Filed: **Oct. 22, 1999**

FIG. 1 is a side view of a housing for antenna feed horn and transmit electronics in an environment, showing our new design;

[51] **LOC (7) Cl.** ..... **14-03**

FIG. 2 is a perspective view of the housing according to our new design;

[52] **U.S. Cl.** ..... **D14/230**

FIG. 3 is a side view thereof;

[58] **Field of Search** ..... D14/230, 231; 343/772, 762, 786

FIG. 4 is a front view thereof;

FIG. 5 is a back view thereof;

FIG. 6 is a top view thereof; and,

FIG. 7 is a bottom view thereof.

### [56] References Cited

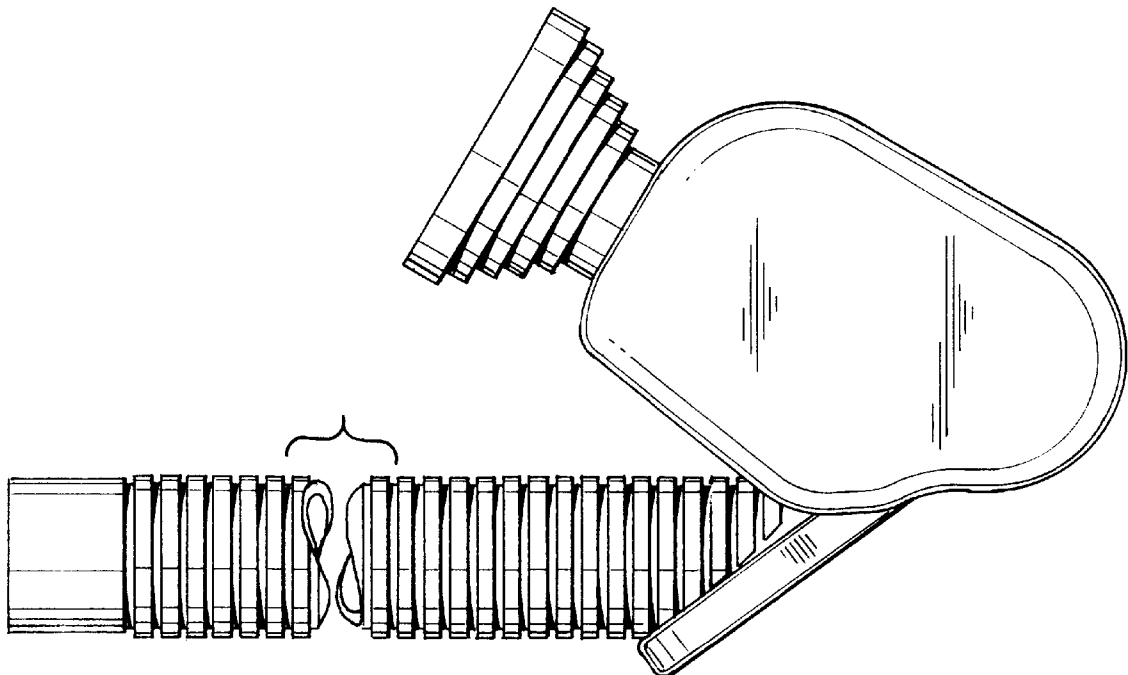
#### U.S. PATENT DOCUMENTS

|            |         |                |       |         |
|------------|---------|----------------|-------|---------|
| D. 272,910 | 3/1984  | Taggart et al. | ..... | D14/230 |
| D. 306,593 | 3/1990  | Ono et al.     | ..... | D14/931 |
| D. 356,795 | 3/1995  | Schultheiss    | ..... | D14/231 |
| D. 404,737 | 1/1999  | Ishihara       | ..... | D14/231 |
| 2,956,248  | 10/1960 | Strand         | ..... | 343/786 |
| 4,222,017  | 9/1980  | Foldes         | ..... | 343/786 |

The broken line showing of the dish antenna in FIG. 1 is for illustrative purposes only and forms no part of the claimed design.

The broken away showing of the conduit indicates that it is of indeterminate length.

**1 Claim, 3 Drawing Sheets**



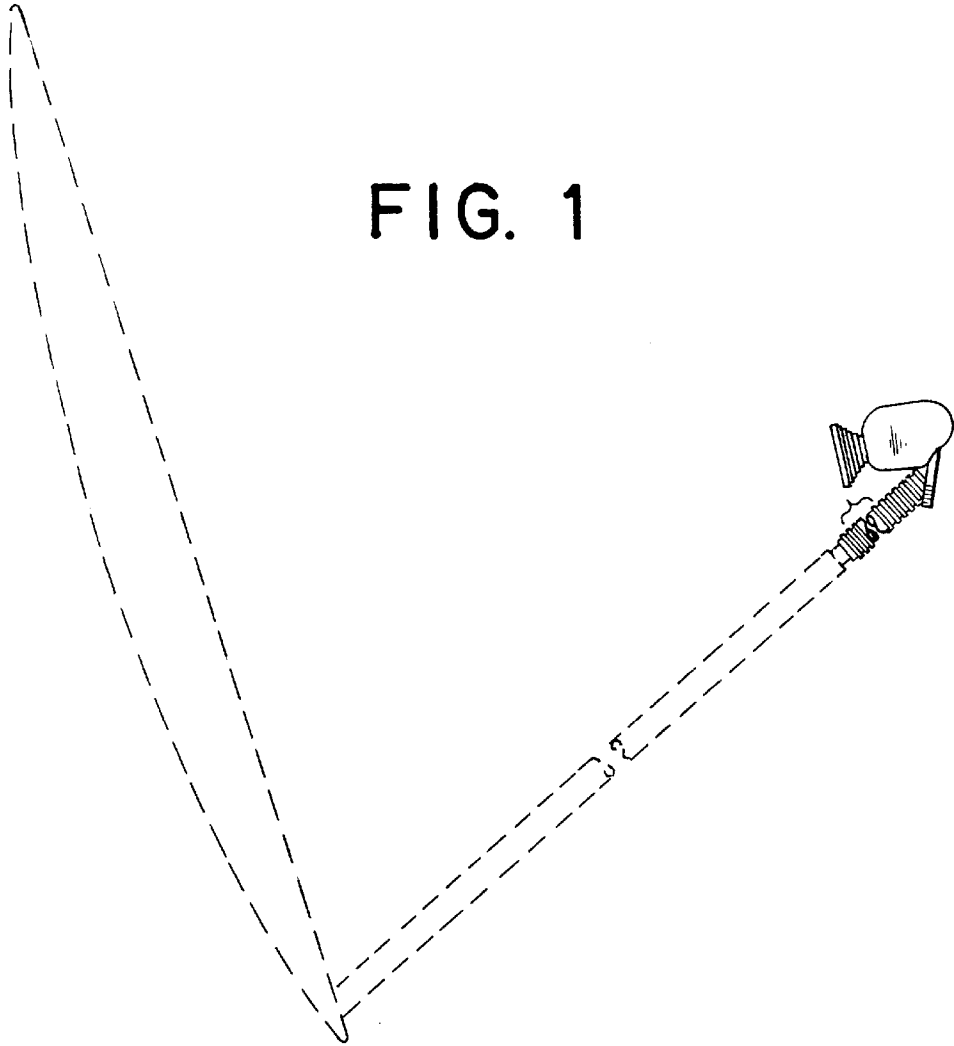


FIG. 1

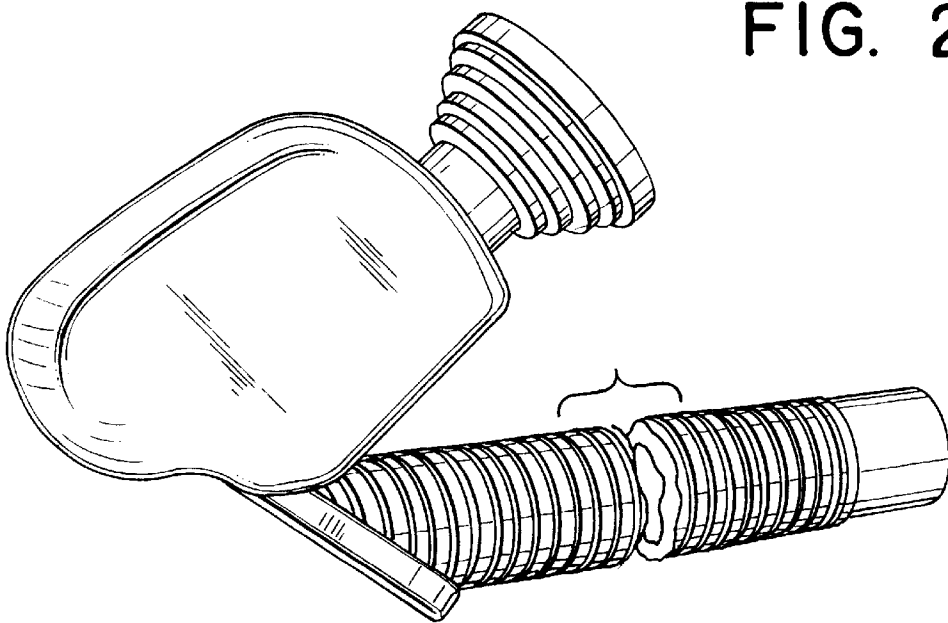


FIG. 2

FIG. 3

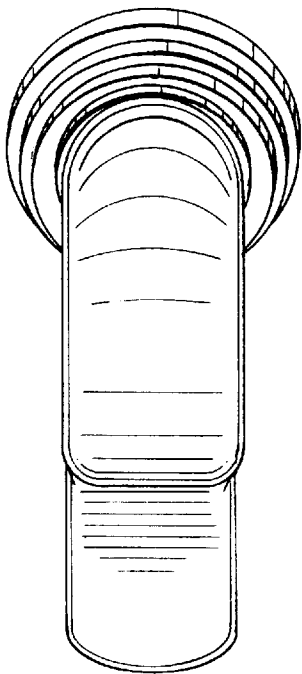
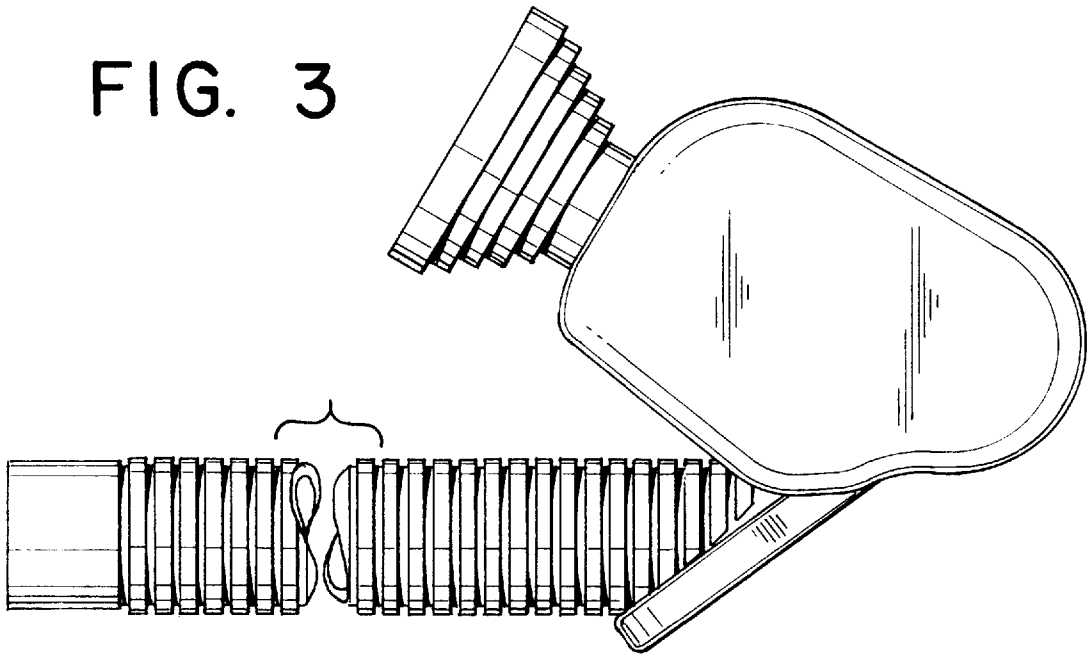


FIG. 4

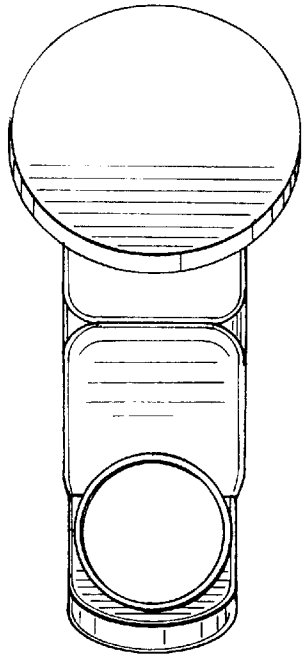


FIG. 5

FIG. 6

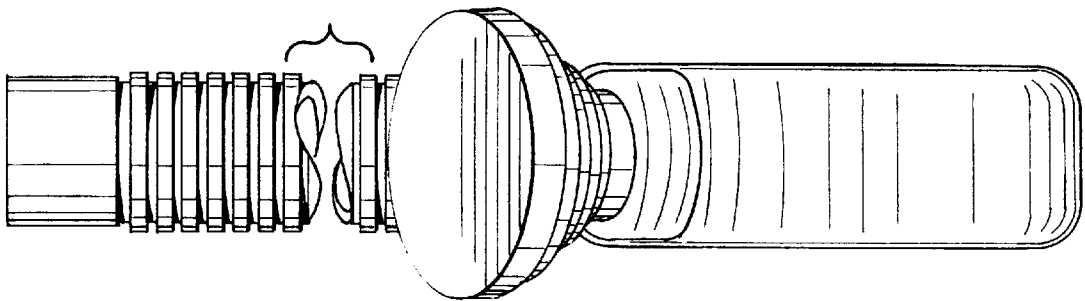


FIG. 7

