



US00D543025S

(12) **United States Design Patent**
Cicione

(10) **Patent No.:** **US D543,025 S**

(45) **Date of Patent:** **** May 22, 2007**

(54) **UTILITY BELT WITH FASTENERS**

(76) Inventor: **Gregory J. Cicione**, 2407 Preston Rd.,
Eau Claire, WI (US) 54703

(**) Term: **14 Years**

(21) Appl. No.: **29/259,695**

(22) Filed: **May 15, 2006**

(51) **LOC (8) Cl.** **03-01**

(52) **U.S. Cl.** **D3/224**

(58) **Field of Classification Search** D3/228,
D3/224, 226, 221; D2/624-629; 2/300-314,
2/338-339; 24/3, 3 K, 6, 599.2; 224/223-224,
224/253, 904, 247, 274, 277, 251, 666, 682,
224/677, 670, 271

See application file for complete search history.

(56) **References Cited**

U.S. PATENT DOCUMENTS

4,516,275 A *	5/1985	Schroeder	2/311
4,676,419 A	6/1987	Victor	224/252
4,690,316 A	9/1987	Peterson	224/253
4,747,527 A	5/1988	Trumpower, II	224/662
D302,489 S	8/1989	Stone et al.	D3/228
4,923,105 A	5/1990	Snyder	224/255
4,932,576 A	6/1990	Ashley	224/253
4,953,765 A	9/1990	Little et al.	224/151
5,004,136 A *	4/1991	Leath	224/666
5,201,448 A	4/1993	Schue	224/253
D348,983 S	7/1994	Dancyger	D3/224
5,341,975 A	8/1994	Marinescu	224/252
D350,849 S	9/1994	Dancyger	D3/228
5,501,379 A	3/1996	Munoz	224/240
5,915,606 A	6/1999	Jensen	224/148.6
6,179,185 B1	1/2001	Dancyger	224/576
D450,449 S	11/2001	Godshaw et al.	D3/228

6,390,348 B1	5/2002	Godshaw et al.	224/674
6,398,092 B1	6/2002	Ansley	224/582
D467,703 S *	12/2002	Foutty	D2/627
6,599,278 B1	7/2003	Nichols	604/345
D482,196 S	11/2003	Cabrera et al.	D3/228
6,726,075 B1	4/2004	Patel et al.	224/582
6,848,605 B2 *	2/2005	Dillenberger	224/670
D527,166 S *	8/2006	Hoeksema	D2/627
2002/0096545 A1 *	7/2002	Chang	224/271

* cited by examiner

Primary Examiner—Catherine R. Oliver

(74) *Attorney, Agent, or Firm*—Tipton L. Randall

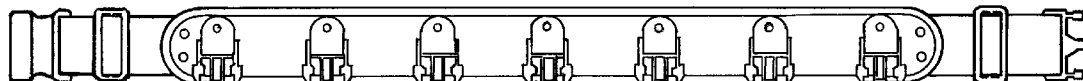
(57) **CLAIM**

The ornamental design for a utility belt with fasteners, as shown and described.

DESCRIPTION

FIG. 1 is a front elevational view of the utility belt with fasteners embodying my new design,
 FIG. 2 is a rear elevational view thereof,
 FIG. 3 is a top view thereof with the utility belt with fasteners in a circular condition,
 FIG. 4 is a bottom view thereof with the utility belt with fasteners in a circular condition,
 FIG. 5 is a left side elevational view of the utility belt with fasteners of FIG. 2,
 FIG. 6 is a right side elevational view of the utility belt with fasteners of FIG. 2,
 FIG. 7 is a perspective view of the utility belt with fasteners in a circular condition; and,
 FIG. 8 is a perspective view of the utility belt with fasteners in a circular condition, the attachable pouches shown in phantom comprising no part of the present invention.

1 Claim, 8 Drawing Sheets



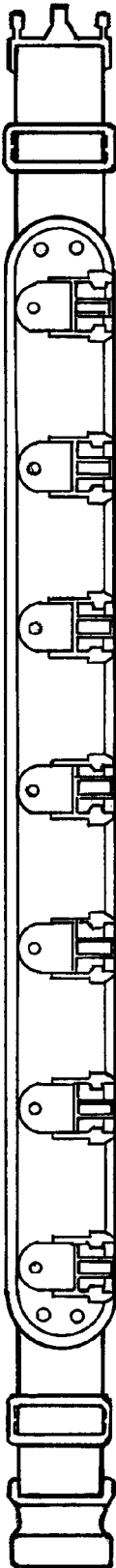


Figure 1




Figure 2

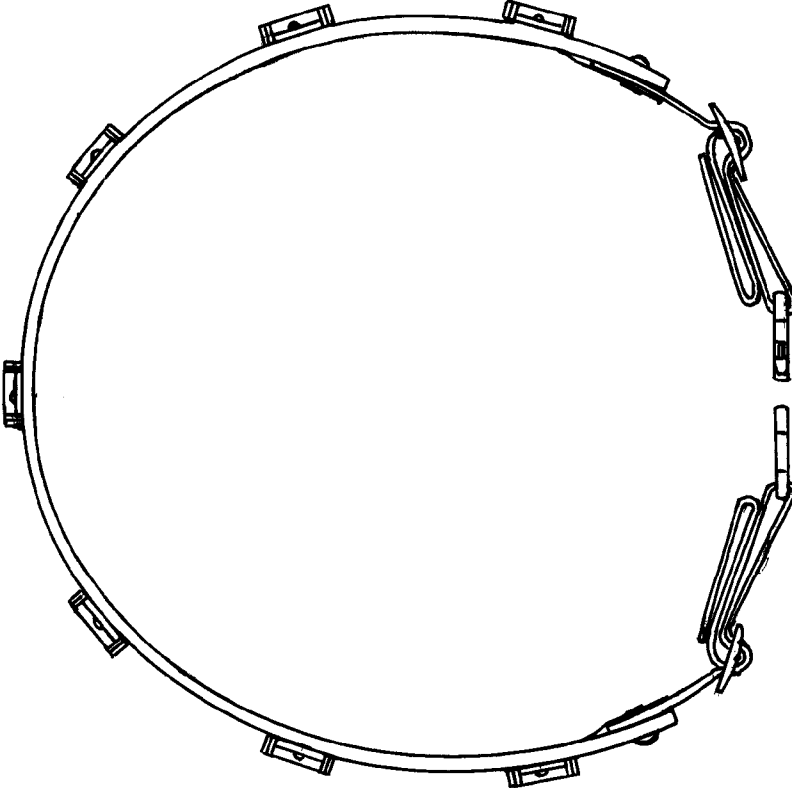


Figure 3

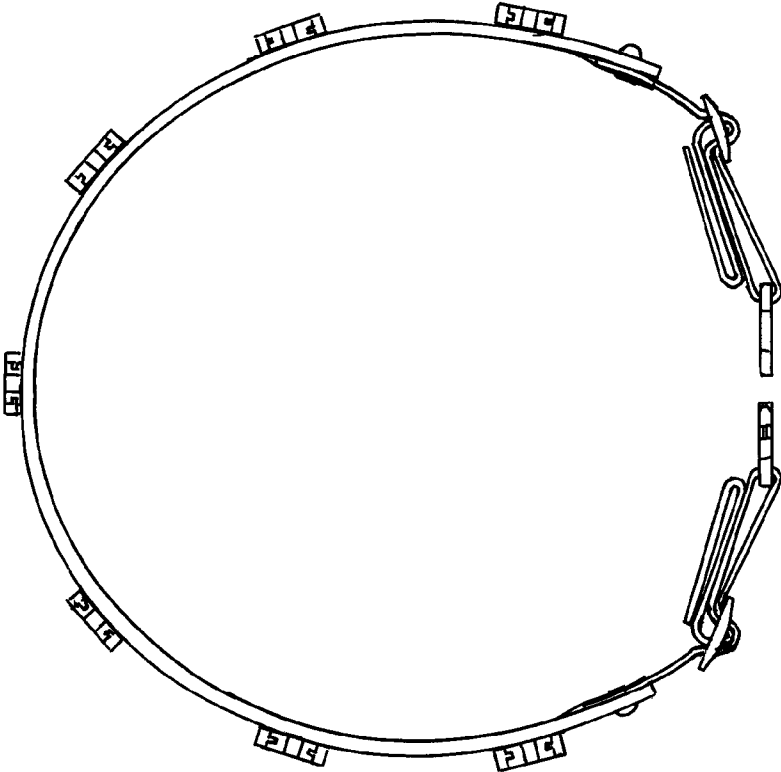


Figure 4




Figure 5




Figure 6

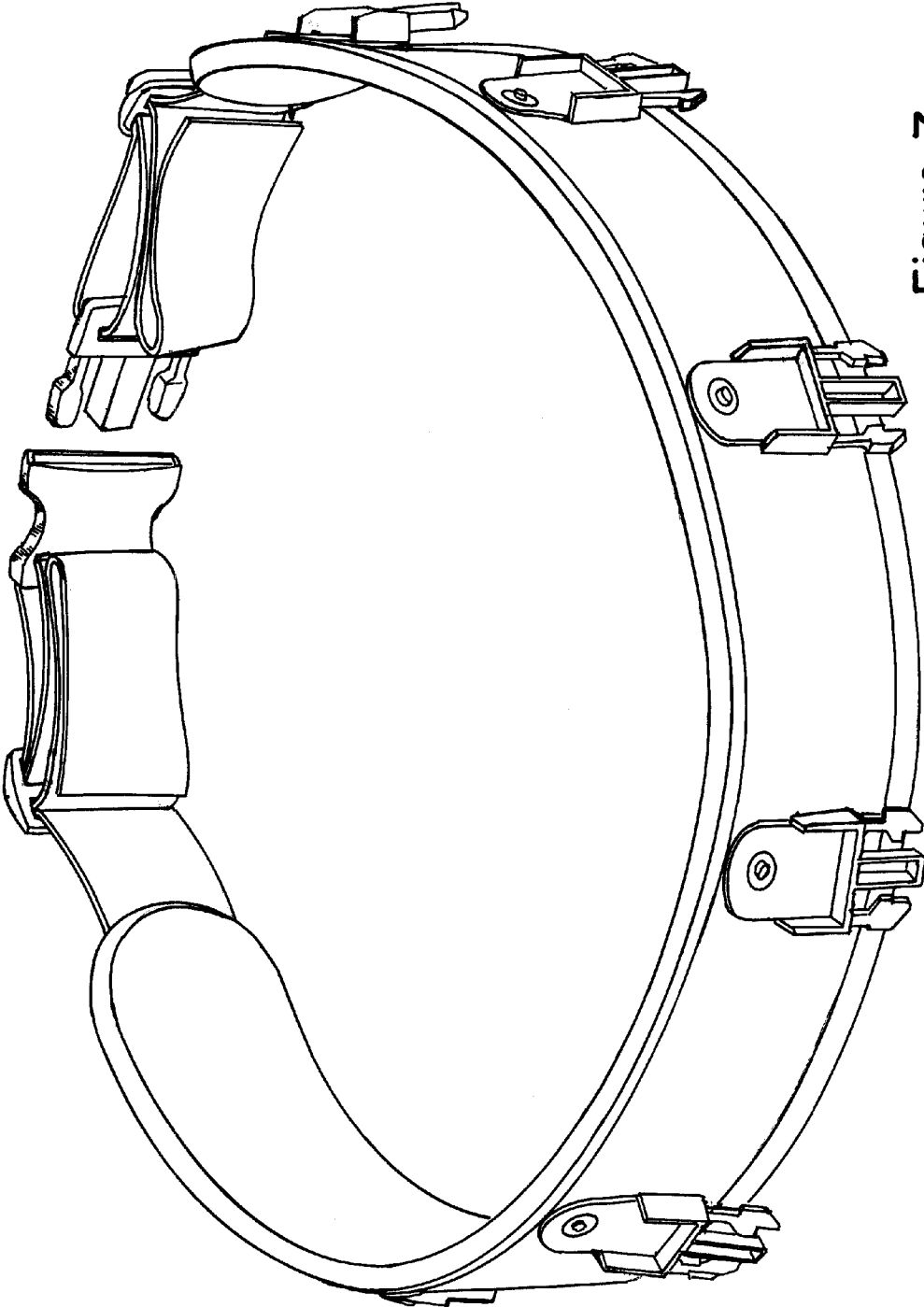


Figure 7

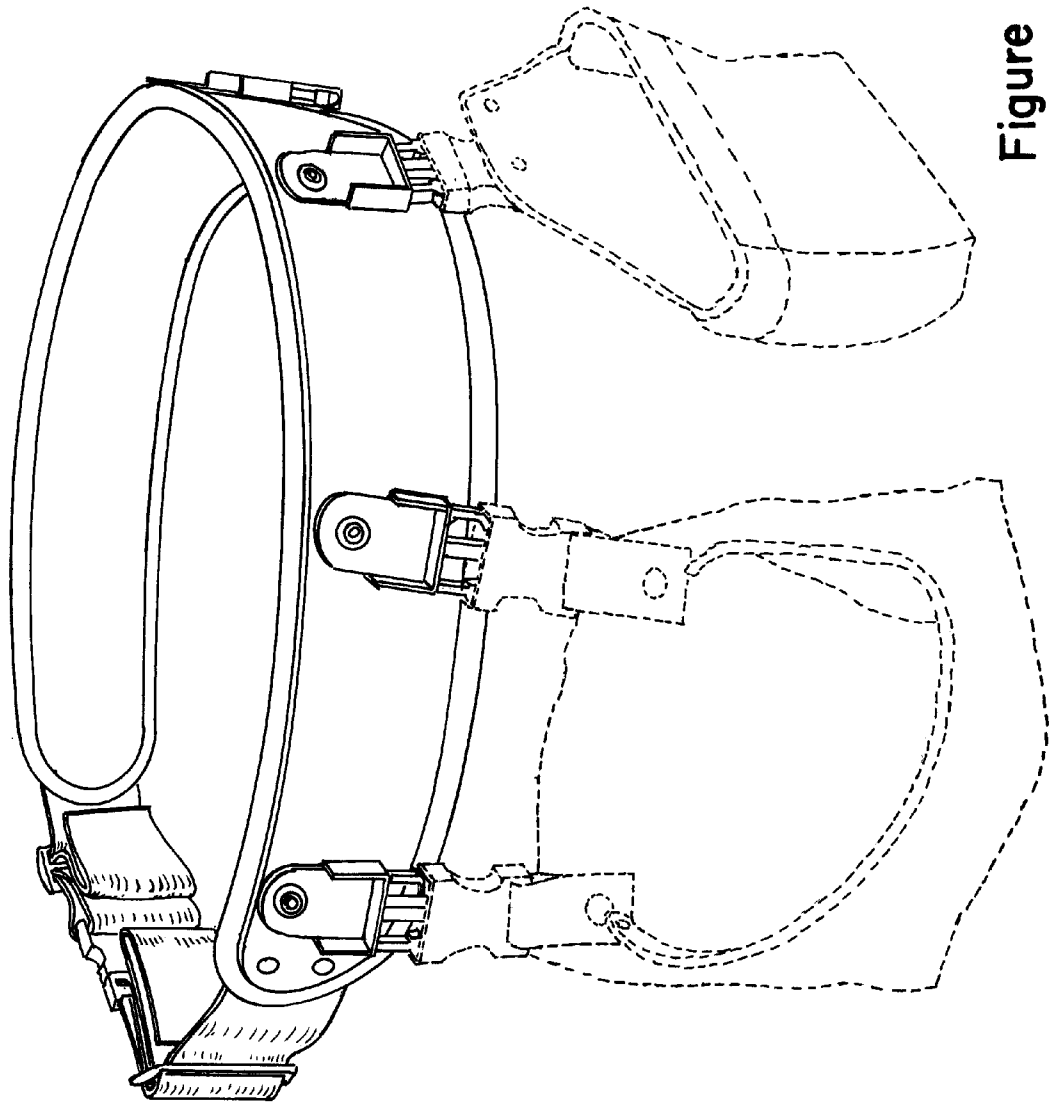


Figure 8