



US00D937476S

(12) **United States Design Patent**
Zu

(10) **Patent No.:** **US D937,476 S**

(45) **Date of Patent:** **** Nov. 30, 2021**

(54) **ATOMIZING DEVICE**

OTHER PUBLICATIONS

(71) Applicant: **Shenzhen Smoore Technology Limited**, Shenzhen (CN)

Relx Alpha Kit. By Matt from SMM. Dated Jun. 17, 2019. Found online [Feb. 8, 2021]. <https://www.youtube.com/watch?v=zVbRdzRiGPA> (Year: 2019).*

(72) Inventor: **Yue Zu**, Shenzhen (CN)

(Continued)

(73) Assignee: **SHENZHEN SMOORE TECHNOLOGY LIMITED**, Shenzhen (CN)

Primary Examiner — Marissa J Cash
Assistant Examiner — William B Melliar

(**) Term: **15 Years**

(57) **CLAIM**

(21) Appl. No.: **29/718,274**

The ornamental design for an atomizing device, as shown and described.

(22) Filed: **Dec. 23, 2019**

(30) **Foreign Application Priority Data**

Sep. 18, 2019 (CN) 201930512539.9

DESCRIPTION

(51) **LOC (13) Cl.** **27-02**

(52) **U.S. Cl.**

USPC **D27/162**

(58) **Field of Classification Search**

USPC D27/100, 101, 162, 163, 164, 165, 166, D27/167, 168, 169, 170, 171, 172, 173, D27/174, 175, 176, 177, 178, 179, 180, D27/181, 182, 183, 184, 185, 186, 187, D27/188, 189, 190, 191, 192, 193; D28/91.1; D23/360, 362; D24/110, D24/110.4, 110.5, 110.6, 113

(Continued)

FIG. 1 is a perspective view of an atomizing device; FIG. 2 is another perspective view thereof; FIG. 3 is a front elevational view thereof; FIG. 4 is a rear elevational view thereof; FIG. 5 is a left side elevational view thereof; FIG. 6 is a right side elevational view thereof; FIG. 7 is an enlarged top plan view thereof; FIG. 8 is an enlarged bottom plan view thereof; FIG. 9 is an enlarged view of area 9 circumscribed in FIG. 3; FIG. 10 is an enlarged view of area 10 circumscribed in FIG. 4; FIG. 11 is an enlarged view of area 11 circumscribed in FIG. 5; and, FIG. 12 is an enlarged view of area 12 circumscribed in FIG. 6.

(56) **References Cited**

U.S. PATENT DOCUMENTS

D779,719 S * 2/2017 Qiu D27/101
D819,263 S * 5/2018 Zhu D27/101

(Continued)

The broken lines consisting of evenly spaced short dash lines in the drawings depict portions of the atomizing device that form no part of the claimed design.

The broken lines consisting of long and short dash lines in the drawings depict the boundaries of the enlarged views and form no part of the claimed design.

FOREIGN PATENT DOCUMENTS

CN 201830315090 * 11/2018
CN 201930563875.6 * 4/2020

1 Claim, 12 Drawing Sheets



(58) **Field of Classification Search**

CPC A24F 40/10; A24F 47/008; A24F 40/485;
 A24F 40/46; A24F 40/44; A24F 47/00;
 A24F 40/40; A24F 40/42; A24F 15/015;
 A24F 40/05; A24F 40/49; A24F 47/002;
 A24F 40/48; A24F 40/70; A24F 7/00;
 A24F 40/60; A24F 40/20; A24F 7/02;
 A24F 40/50; A24F 47/004; A24F 1/00;
 A24F 1/32; A24F 40/00; A24F 40/30;
 A24F 40/465; A24F 40/51; A24F 42/00;
 A24F 40/57; A24F 40/53; A24F 40/95;
 A24F 42/60; A24F 13/00; A24F 13/14;
 A24F 15/01; A24F 15/12; A24F 15/14;
 A24F 15/18; A24F 1/02; A24F 2700/03;
 A24F 42/20; A24F 40/65; A24F 40/85;
 A24F 40/90; A61M 11/042; A61M 15/06;
 A61M 2205/8206; A61M 2205/3653;
 A61M 15/002; A61M 11/041; A61M
 15/0001; A61M 15/0085; A61M
 2205/3368; A61M 11/001; A61M 11/04;
 A61M 11/044; A61M 15/0015; A61M
 15/0021; A61M 15/0028; A61M 15/0091;
 A61M 15/0095; A61M 16/0808; A61M
 2205/0211; A61M 2205/0238; A61M
 2205/0272; A61M 2205/123; A61M
 2205/3334; A61M 2205/58; A61M
 2205/7536; A61M 15/0033; A61M
 15/0066; A61M 16/024; A61M 16/026;
 A61M 16/04; A61M 16/06; A61M
 16/107; A61M 16/14; A61M 16/161;
 A61M 2202/0007; A61M 2202/04; A61M
 2205/07; A61M 2205/3327; A61M
 2205/3569; A61M 2205/6045; A61M
 2205/6054; A61M 2205/6072; A61M
 2205/70; A61M 2205/8262; A61M
 2206/14; A61M 2206/16; A61M 2206/18;
 A61M 2207/00; A61M 2209/082; A61M
 15/0008; A61M 15/0016; A61M 15/0036;
 A61M 15/0041; A61M 15/0043; A61M
 15/0045; A61M 15/0048; A61M 15/0083;
 A61M 15/02; A61M 16/0066; A61M
 16/0627; A61M 16/147; A61M 16/201;
 A61M 2016/0015; A61M 2202/062;
 A61M 2205/075; A61M 2205/10; A61M
 2205/128; A61M 2205/21; A61M
 2205/273; A61M 2205/276; A61M
 2205/3306; A61M 2205/3372; A61M
 2205/583; A61M 2205/75; A61M
 2205/7545; A61M 2205/8225; A61M
 2205/8237; A61M 2205/8268; A61M

2205/84; A61M 2209/06; A61M 2209/10;
 A61M 2210/0612; A61M 2210/0618;
 A61M 2210/1039; A61M 2250/00; A61M
 11/005; A61M 15/009; A61M 15/025;
 A61M 15/00; A61M 15/0086; A61M
 11/02; A61M 2016/0021; A61M
 2202/064; A61M 11/06; A61M 11/00;
 A61M 11/007; A61M 15/0018; A61M
 15/0065; A61M 15/008; A61M 16/20;
 A61M 2016/0027; A61M 2205/3331;
 A61M 2205/368; A61M 2205/50; A61M
 11/003; A61M 15/0003; A61M 16/08;
 A61M 16/0833; A61M 2202/0468; A61M
 16/0858; A61M 16/1065; A61M 16/16;
 A61M 16/208; A61M 2016/0024; A61M
 2016/0036; A61M 2016/0039; A61M
 2205/3561; A61M 2205/362; A61M
 2205/52; A61M 2206/10; A61M 11/002;
 A61M 11/006; A61M 11/08; A61M
 15/0005; A61M 15/0031; A61M 2205/18;
 A61M 2205/3317; A61M 2205/3386;
 A61M 2208/3653; A24B 15/167; A24B
 15/16; A61L 2209/11; A61L 2209/133;
 A61L 9/032; A61L 9/037; A24D 3/043;
 A24D 3/046; A24D 3/18

See application file for complete search history.

(56)

References Cited

U.S. PATENT DOCUMENTS

D832,500	S	*	10/2018	Qiu	D27/162
D850,712	S	*	6/2019	Fornarelli	D27/162
D861,973	S	*	10/2019	Qiu	D27/101
D870,370	S	*	12/2019	Greenbaum	D27/162
D887,630	S	*	6/2020	Lai	D27/162
D893,094	S	*	8/2020	Wang	D27/162
D900,386	S	*	10/2020	Wang	D27/162
D901,761	S	*	11/2020	Zhu	D27/162
D902,476	S	*	11/2020	Liu	D27/162
D903,191	S	*	11/2020	Li	D27/101
D904,680	S	*	12/2020	Pan	D27/162
D912,890	S	*	3/2021	Liu	D27/162
D919,880	S	*	5/2021	Chen	D27/162
D928,399	S	*	8/2021	Chen	D27/162
D930,234	S	*	9/2021	Wang	D27/162

OTHER PUBLICATIONS

Myblu Starter Kit Review. By Darth Vapor Reviews. Dated Apr. 9, 2018. Found online [Feb. 8, 2021]. <https://www.youtube.com/watch?v=4hXU7-7PdjE> (Year: 2018).*

* cited by examiner




FIG. 1

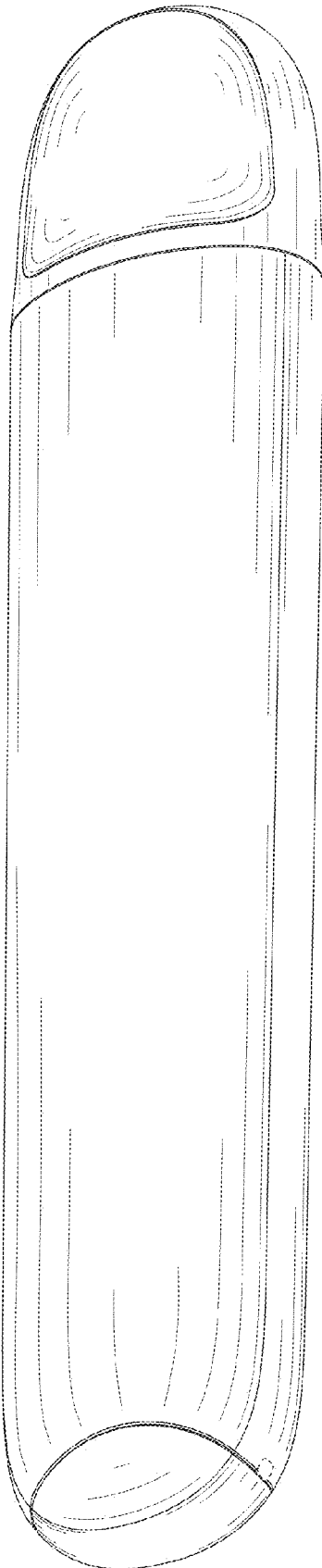


FIG. 2

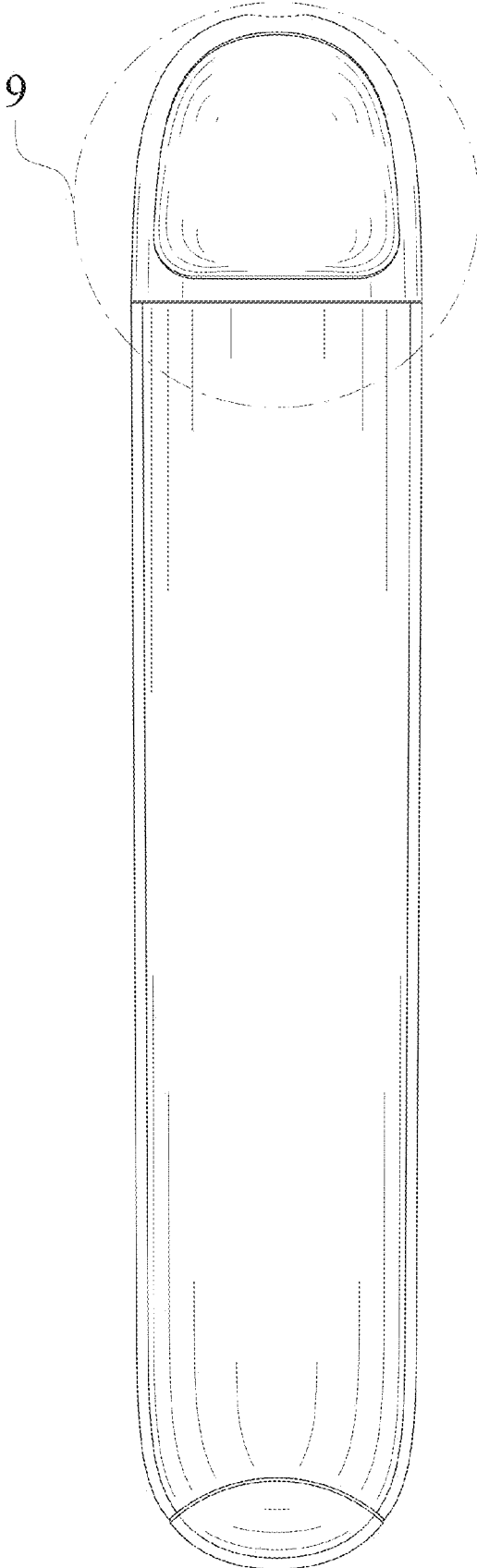


FIG. 3

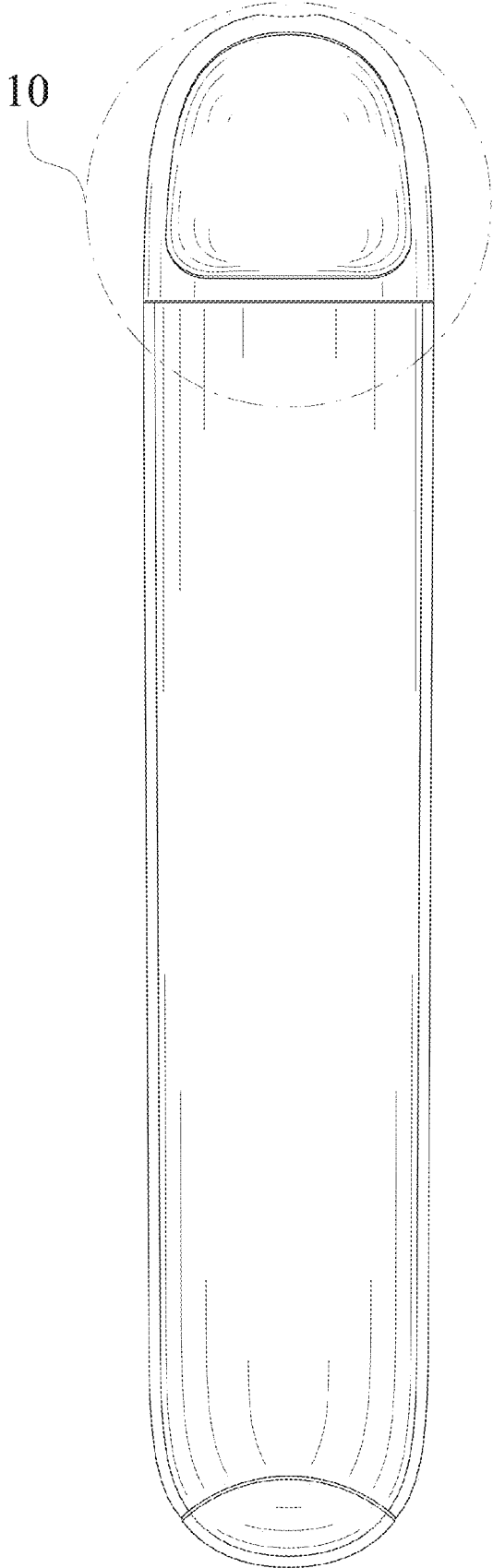


FIG. 4

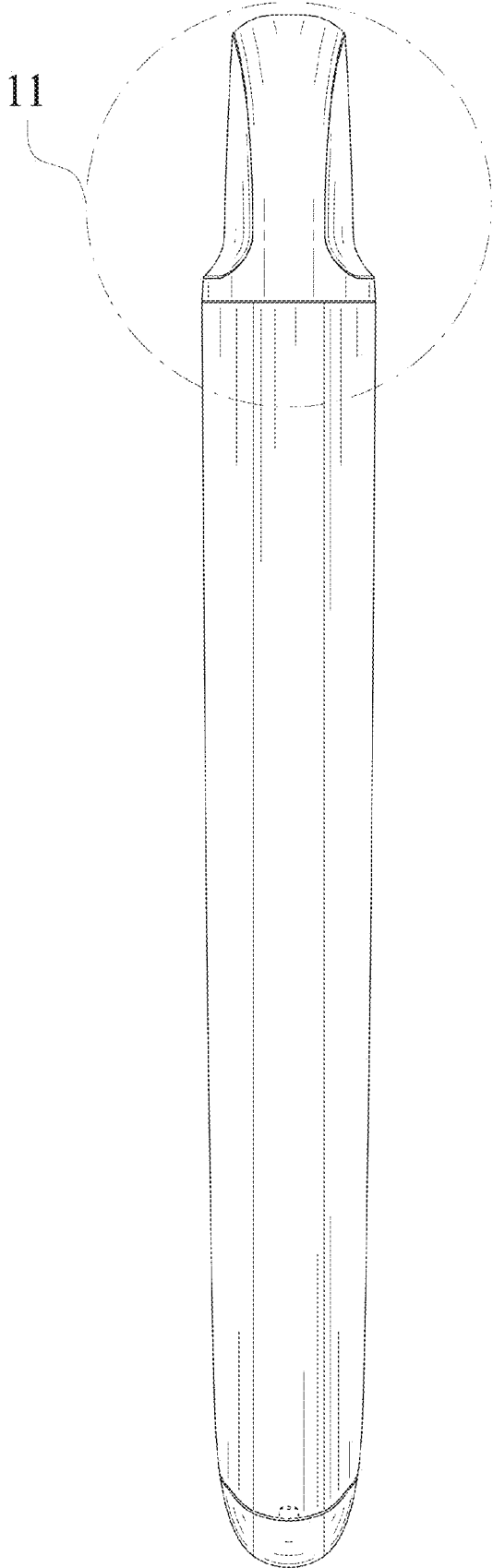


FIG. 5

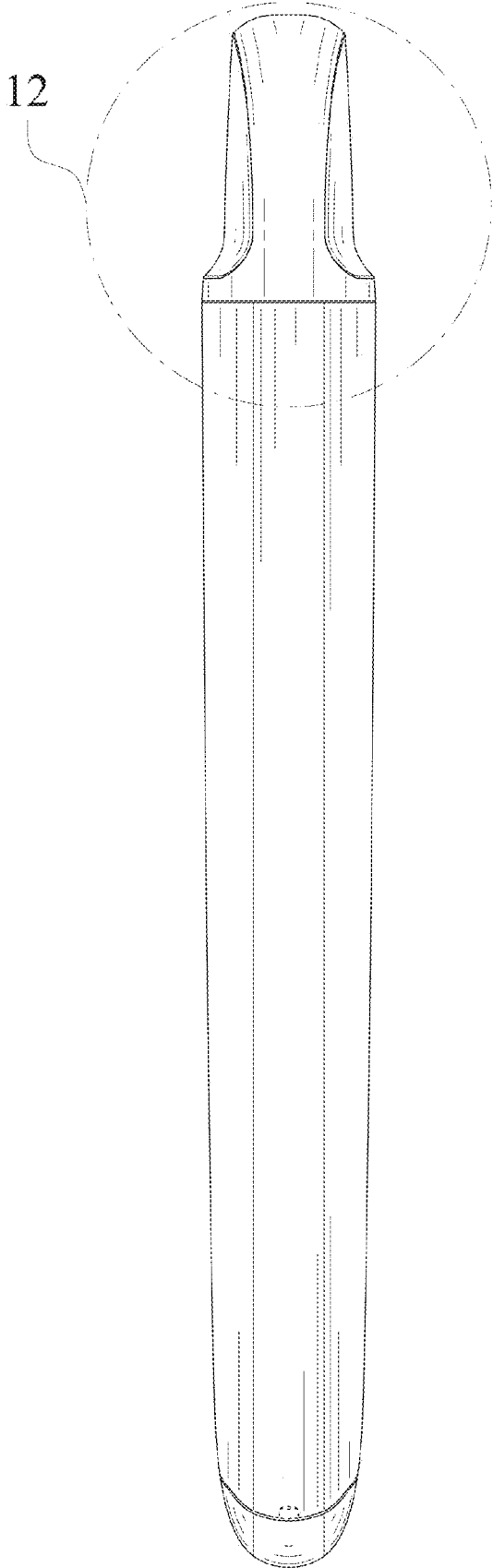


FIG. 6

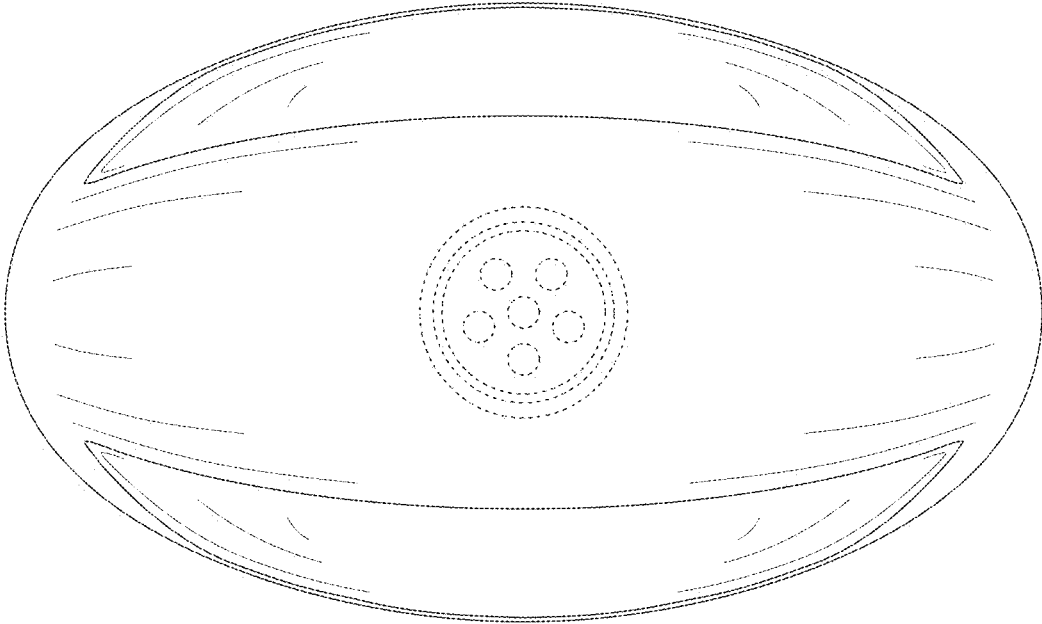


FIG. 7

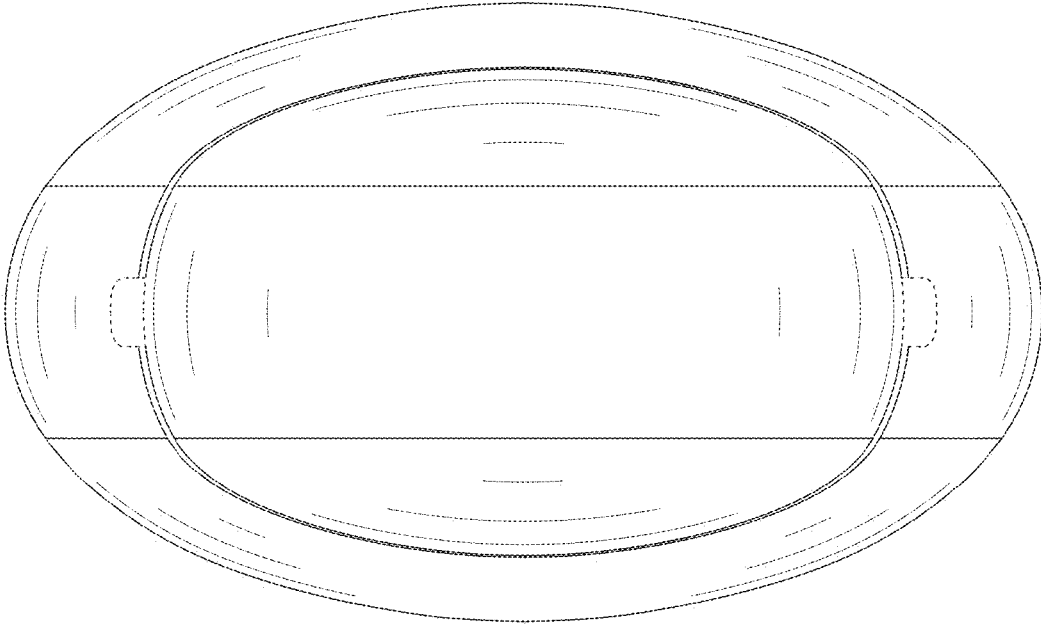


FIG. 8

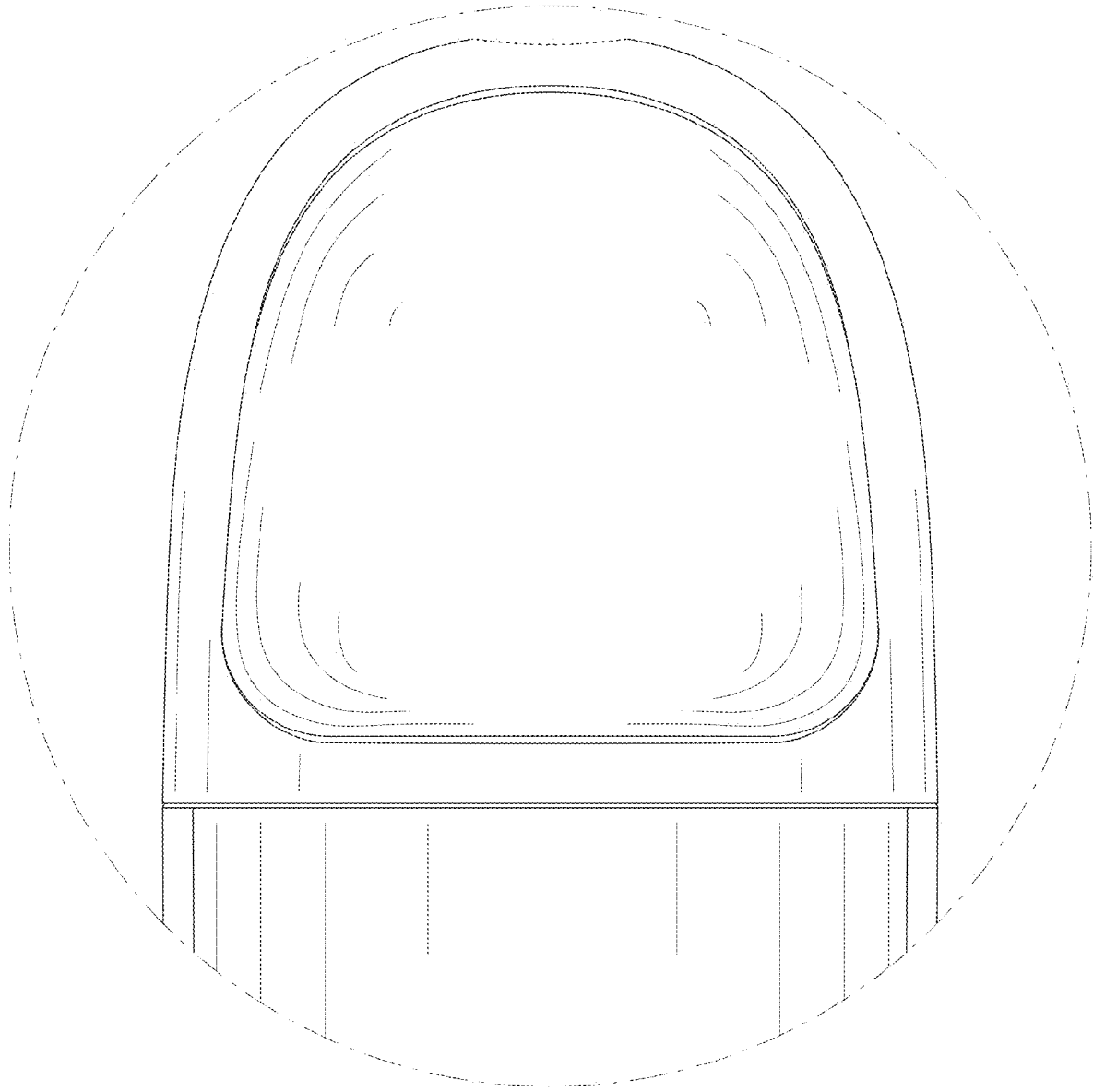


FIG. 9

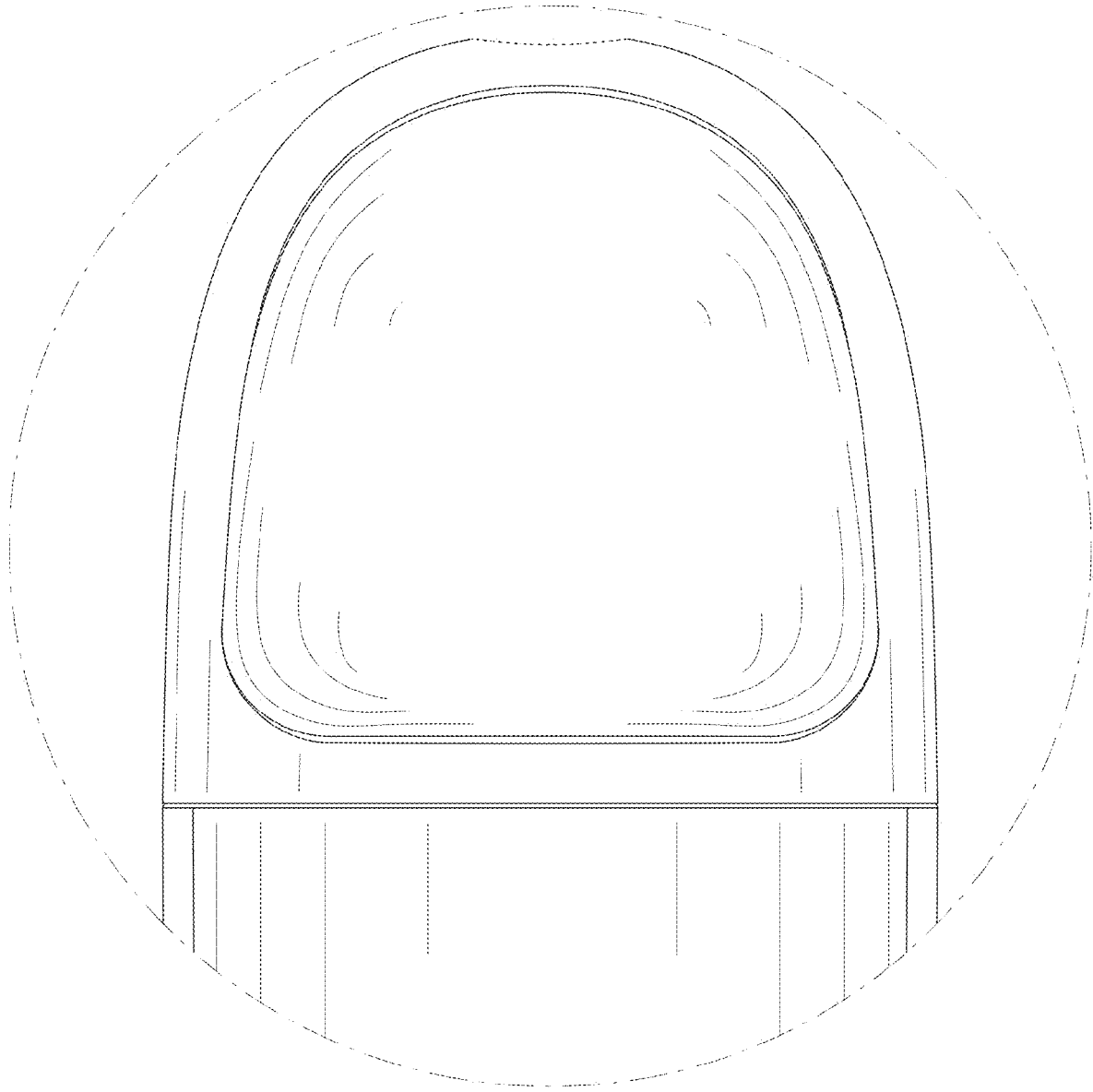


FIG. 10

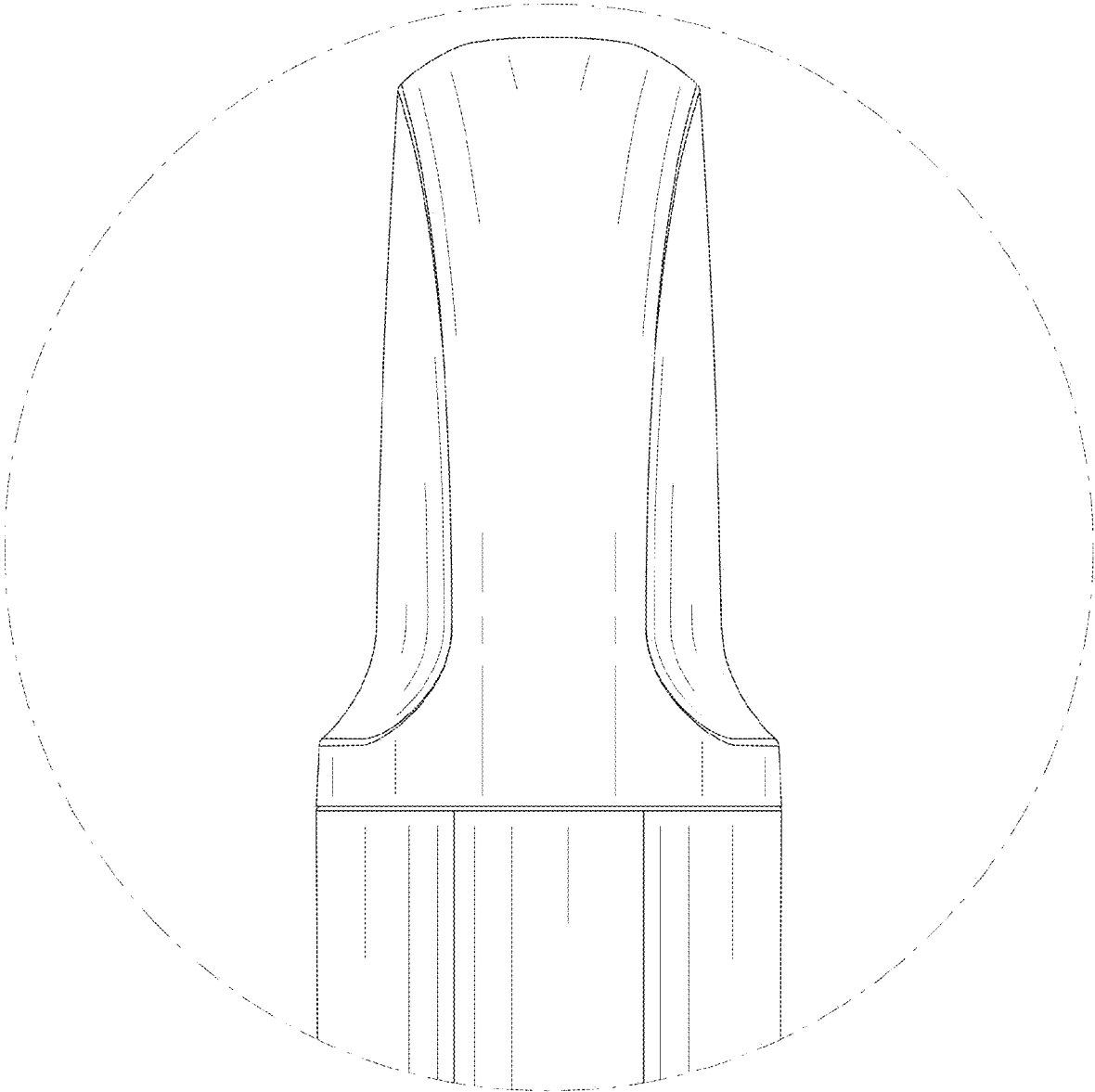


FIG. 11

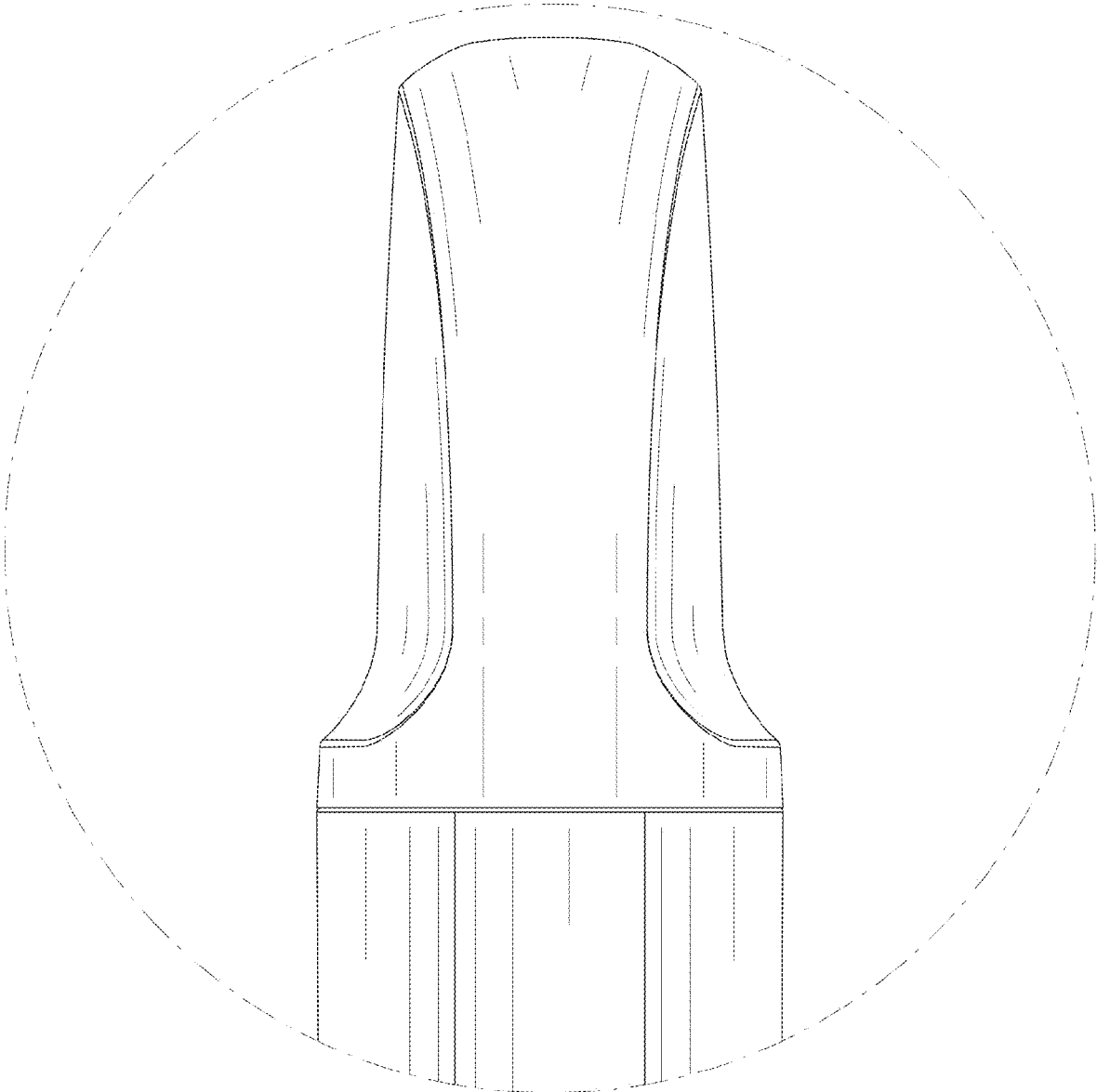


FIG. 12