



(12) **United States Design Patent**
Kremesec et al.

(10) **Patent No.:** **US D945,507 S**
(45) **Date of Patent:** **** Mar. 8, 2022**

(54) **MOBILE ROBOT FOR OBJECT DETECTION**

OTHER PUBLICATIONS

- (71) Applicant: **BOSSA NOVA ROBOTICS IP, INC.**, Pittsburgh, PA (US)
- (72) Inventors: **Garrick Kremesec**, San Francisco, CA (US); **Matthew Brekken**, Thornton, CO (US); **Carlos Ramos**, San Jose, CA (US); **Jussi Timonen**, Burbank, CA (US); **Christian Carlberg**, San Luis Obispo, CA (US); **Daniel Shope**, Chambersburg, PA (US); **Sarjoun Skaff**, Pittsburgh, PA (US); **Rachael Putnam**, Mountain View, CA (US); **Brendan McLeod**, Londonderry, NH (US)

Screen captures from YouTube video clip entitled "Leti Innovation Days—Jun. 26, 2019—Morning sessions," 1 page, uploaded on Jun. 26, 2019 by user 'CEA-Leti'. Retrieved from Internet: <https://www.youtube.com/watch?v=Q84tB2B_5Jg>.

Primary Examiner — Patricia A Palasik

- (73) Assignee: **BOSSA NOVA ROBOTICS IP, INC.**, Pittsburgh, PA (US)

(57) **CLAIM**

The ornamental design for a mobile robot for object detection, as shown and described.

- (**) Term: **15 Years**

DESCRIPTION

- (21) Appl. No.: **29/739,909**
- (22) Filed: **Jun. 30, 2020**
- (51) **LOC (13) Cl.** **15-99**
- (52) **U.S. Cl.**
USPC **D15/199**
- (58) **Field of Classification Search**
USPC D15/199; D21/578–583, 621; D34/34
CPC A63H 3/48; A63H 11/20; A63H 30/04;
A63H 2200/00; B25J 5/007; B25J 11/00;
B25J 11/008; B62D 57/024; G06N 3/008;
Y10S 901/01
See application file for complete search history.

FIG. 1 is a front-left perspective view of a mobile robot for object detection;
 FIG. 2 is a rear-left perspective view of the mobile robot for object detection;
 FIG. 3. is a rear-right perspective view of the mobile robot for object detection;
 FIG. 4 is a front side view of the mobile robot for object detection;
 FIG. 5 is a left side view of the mobile robot for object detection;
 FIG. 6 is a rear side view of the mobile robot for object detection;
 FIG. 7 is right side view of the mobile robot for object detection;
 FIG. 8 is a top view of the mobile robot for object detection;
 and,
 FIG. 9 is a bottom view of the mobile robot for object detection.

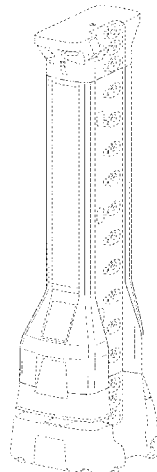
(56) **References Cited**

U.S. PATENT DOCUMENTS

D675,656	S	2/2013	Sutherland et al.	
D735,258	S *	7/2015	Jang	D15/199
9,174,342	B2 *	11/2015	Pinter	B25J 9/1676
9,776,327	B2 *	10/2017	Pinter	G16H 40/67
D811,458	S *	2/2018	Wang	D15/199

(Continued)

1 Claim, 9 Drawing Sheets



(56)

References Cited

U.S. PATENT DOCUMENTS

D817,375 S *	5/2018	Deyle	D15/199	D918,281 S *	5/2021	Kong	D15/199
D819,712 S	6/2018	Gee et al.		D918,978 S *	5/2021	Li	D15/199
D822,736 S	7/2018	Kato et al.		D919,687 S *	5/2021	Song	D15/199
D841,067 S *	2/2019	Camporesi	D15/199	D920,410 S *	5/2021	Chen	D15/199
D843,428 S	3/2019	Gee		D920,411 S *	5/2021	Zheng	D15/199
D849,813 S *	5/2019	Sutherland	D15/199	D921,080 S *	6/2021	Chen	D15/199
D854,595 S	7/2019	Gayne et al.		D921,082 S *	6/2021	Hernandez	D15/199
D855,673 S *	8/2019	Sutherland	D15/199	D921,083 S *	6/2021	Hernandez	D15/199
D856,389 S	8/2019	Gayne et al.		D924,956 S *	7/2021	Pajevic	D15/199
D857,073 S *	8/2019	Gayne	D15/199	2008/0077511 A1	3/2008	Zimmerman	
D859,485 S *	9/2019	Sutherland	D15/199	2009/0192921 A1	7/2009	Hicks	
D872,788 S *	1/2020	Sutherland	D15/199	2015/0073589 A1*	3/2015	Khodl	B65G 1/1378 700/218
10,565,548 B2	2/2020	Skaff et al.		2015/0363758 A1	12/2015	Wu et al.	
D877,786 S *	3/2020	Gayne	D15/199	2016/0119540 A1	4/2016	Wu	
D884,043 S *	5/2020	Song	D15/199	2017/0032311 A1	2/2017	Rizzolo et al.	
D908,151 S *	1/2021	Song	D15/199	2017/0193434 A1	7/2017	Shah et al.	
D913,349 S *	3/2021	Yao	D15/199	2017/0282731 A1	10/2017	Kwa et al.	
D915,486 S *	4/2021	Gidwell	D15/199	2017/0337506 A1*	11/2017	Wise	B65G 61/00
D917,591 S *	4/2021	Xiao	D15/199	2018/0108134 A1	4/2018	Venable et al.	
				2018/0293543 A1	10/2018	Tiwari et al.	
				2021/0178576 A1*	6/2021	Murphy	B25J 9/163

* cited by examiner

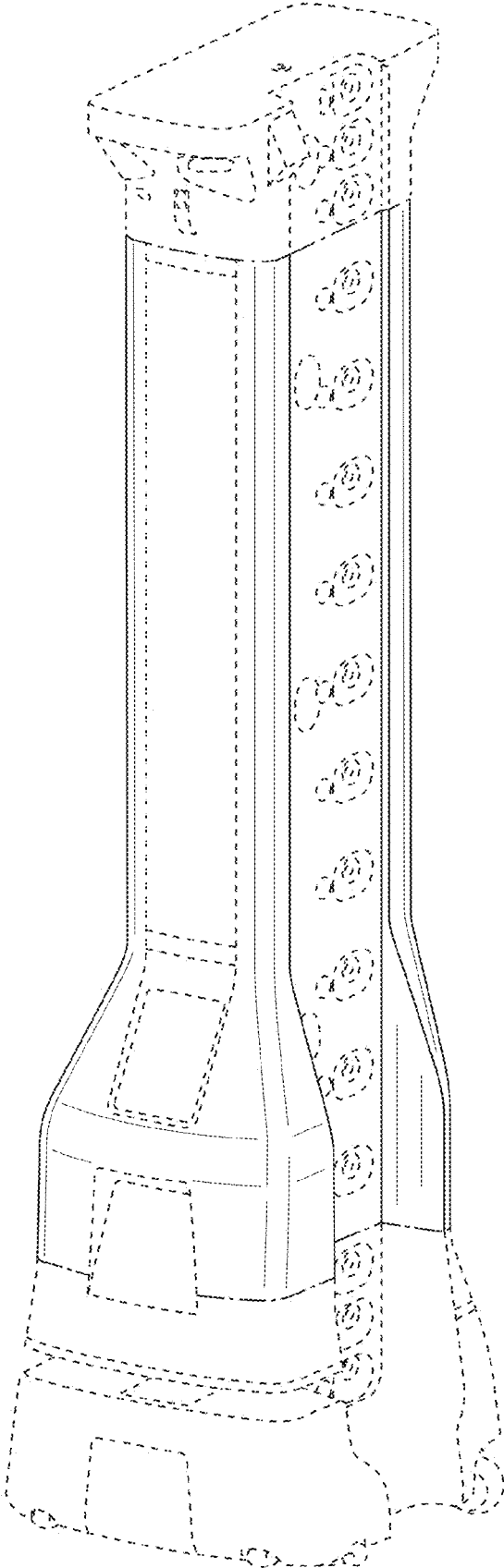


FIG. 1

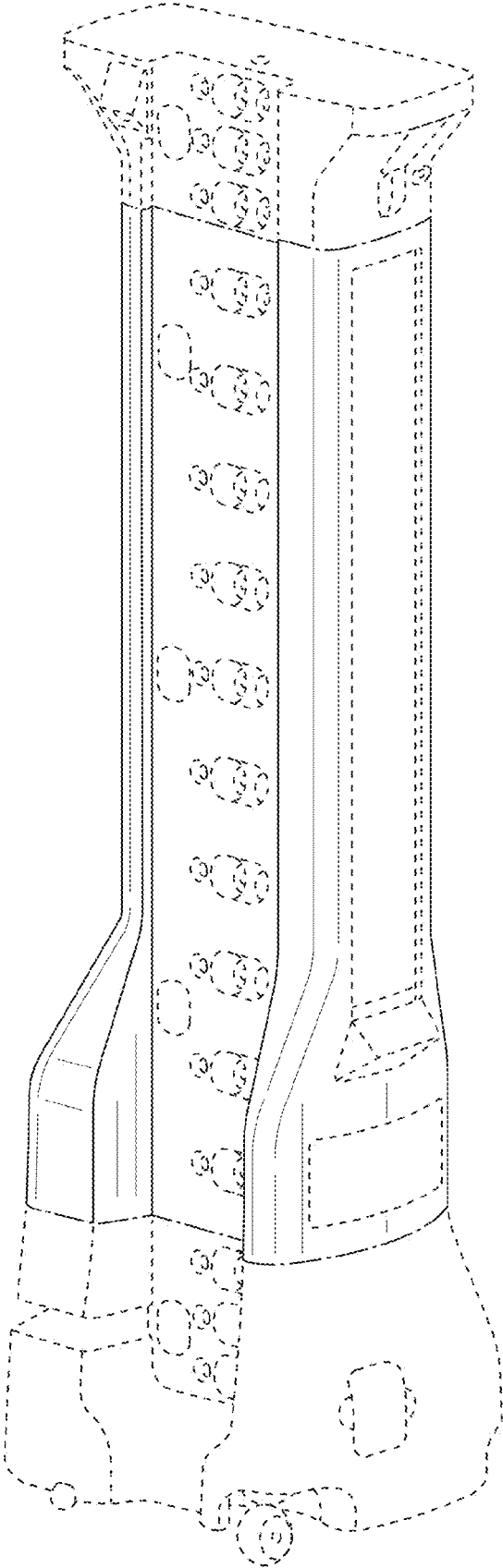


FIG. 2

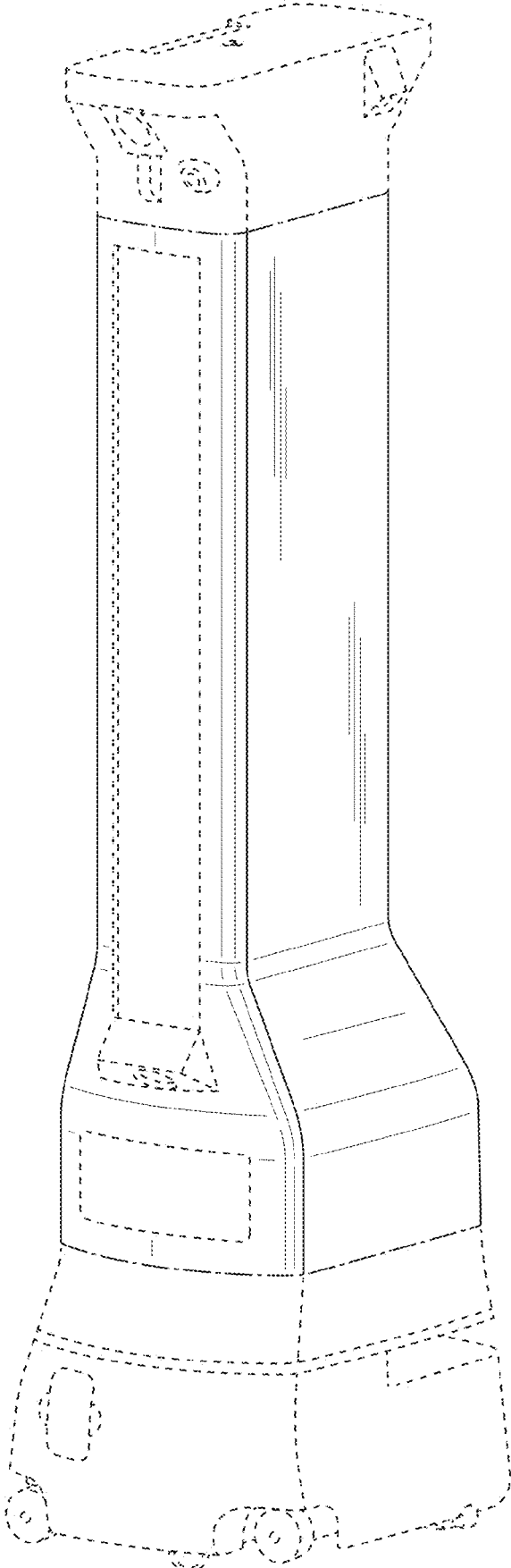


FIG. 3

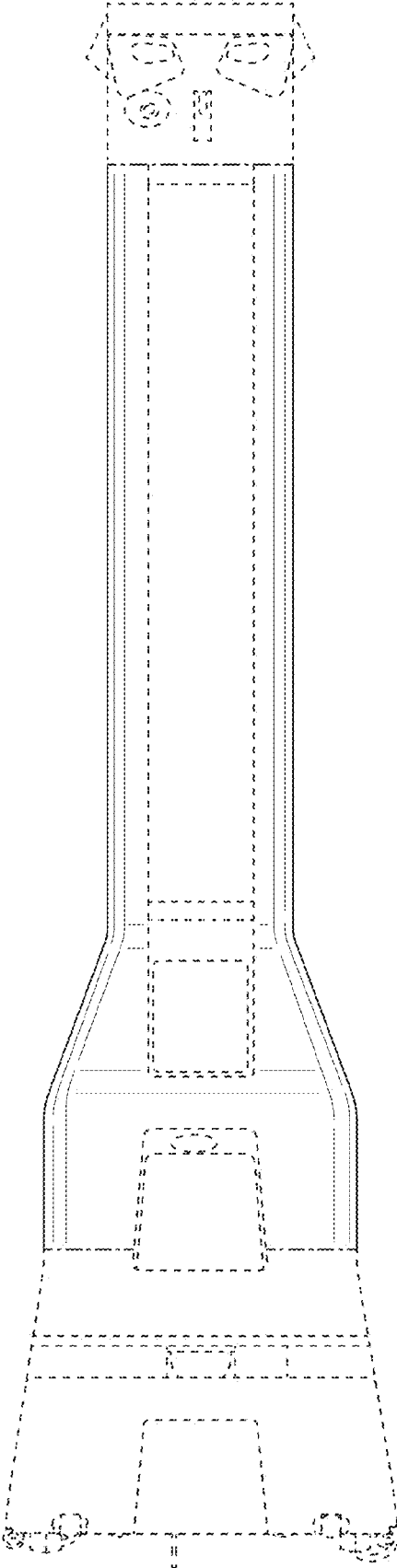


FIG. 4

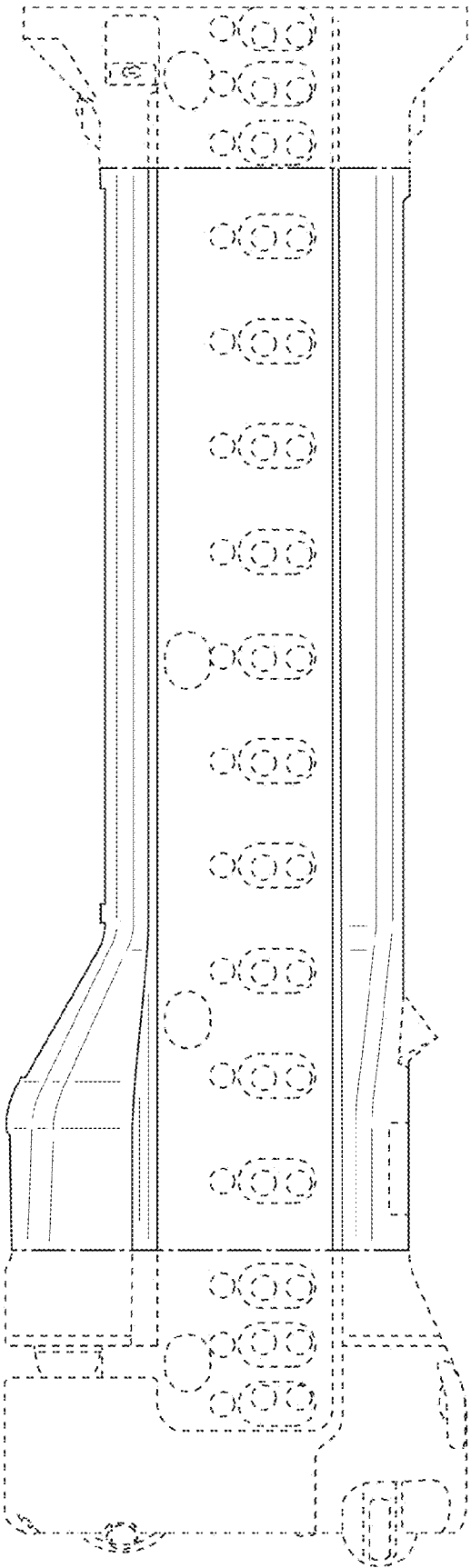


FIG. 5

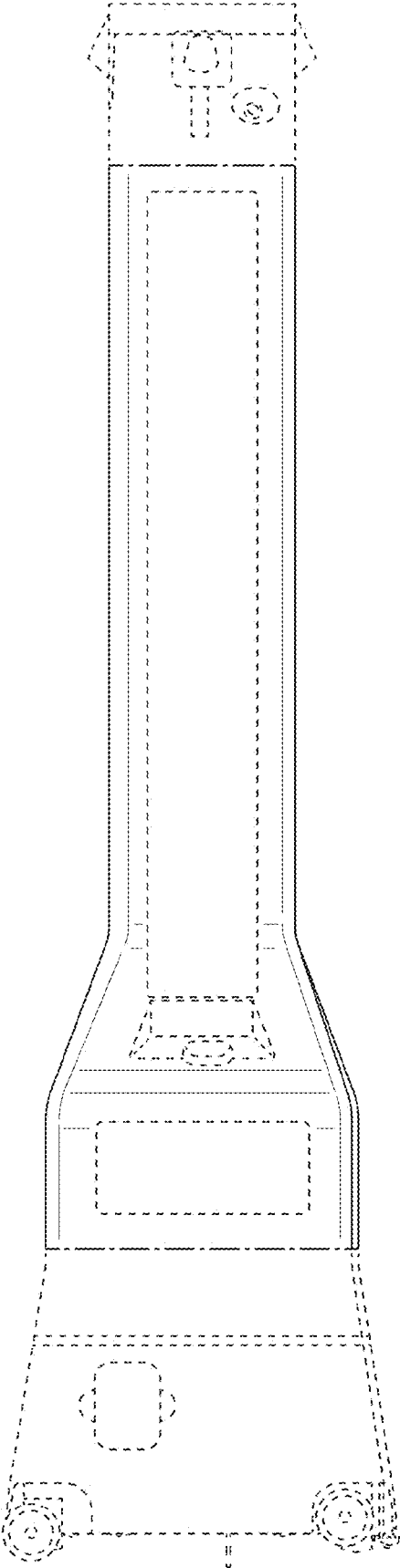


FIG. 6

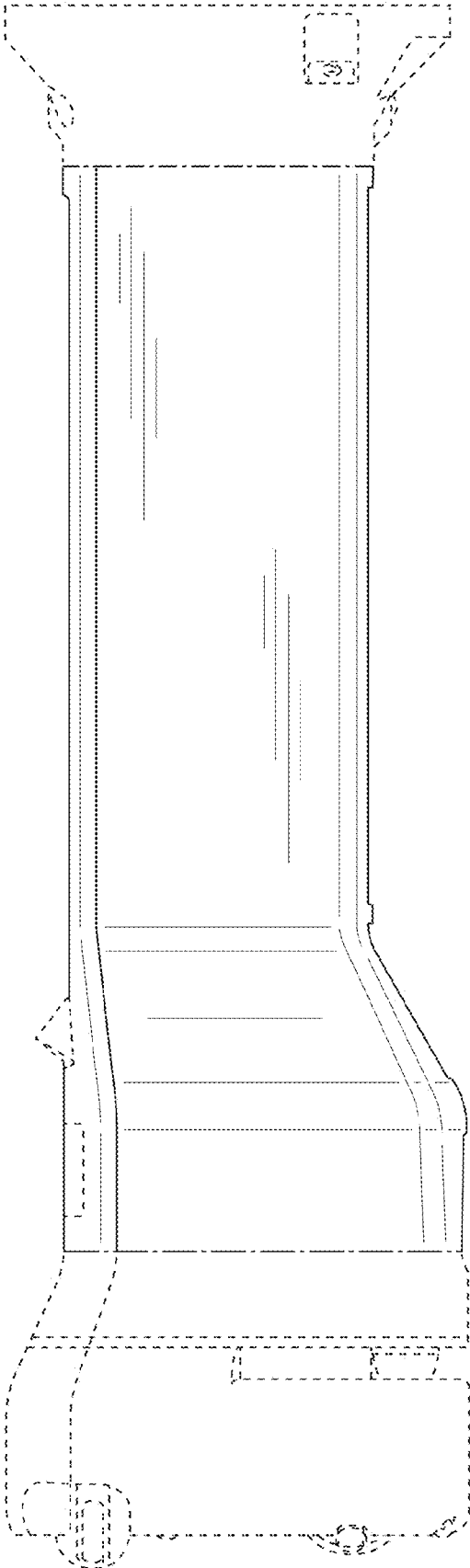


FIG. 7

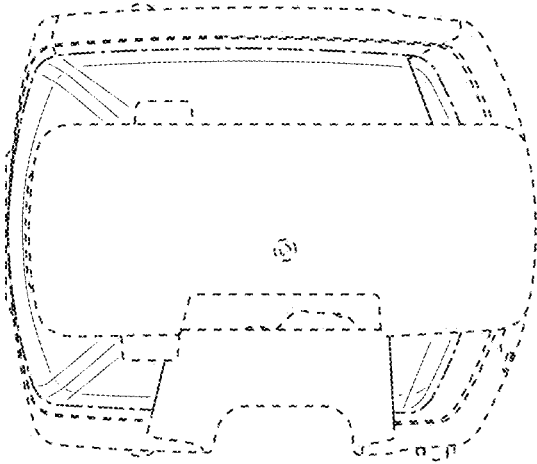


FIG. 8

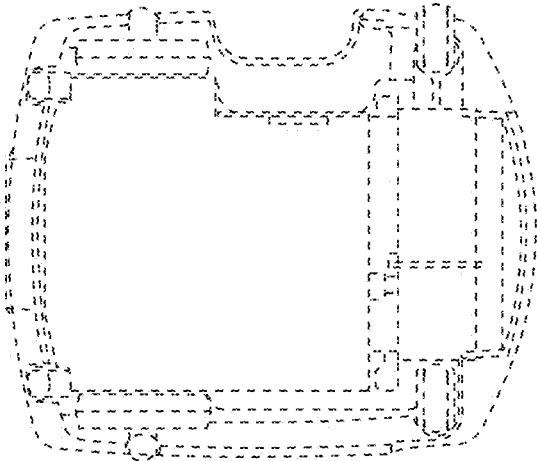


FIG. 9