



US00D521411S

(12) **United States Design Patent**  
**Moeller et al.**

(10) **Patent No.:** **US D521,411 S**

(45) **Date of Patent:** **\*\* May 23, 2006**

(54) **BUCKLE**

(75) Inventors: **Thomas A. Moeller**, Stateline, NV  
(US); **Jordi Badrenas Buscart**,  
Barcelona (ES)

(73) Assignee: **Illinois Tool Works Inc.**, Glenview, IL  
(US)

(\*\*) Term: **14 Years**

(21) Appl. No.: **29/232,368**

(22) Filed: **Jun. 17, 2005**

**Related U.S. Application Data**

(63) Continuation of application No. 29/208,676, filed on Jul. 1,  
2004.

(51) **LOC (8) Cl.** ..... **02-07**

(52) **U.S. Cl.** ..... **D11/216**

(58) **Field of Classification Search** ..... D11/200,  
D11/201, 208-210, 212-218, 220, 230-234,  
D11/237, 86-87, 94; 63/15.2, 15; 24/307,  
24/625, 616, 200, 196, 171, 169, 112

See application file for complete search history.

(56) **References Cited**

**U.S. PATENT DOCUMENTS**

D340,886 S \* 11/1993 Anscher ..... D11/218  
D381,936 S \* 8/1997 Anscher ..... D11/216

D386,124 S \* 11/1997 Anscher ..... D11/216  
D386,125 S \* 11/1997 Anscher ..... D11/218  
D402,589 S \* 12/1998 Lundstedt ..... D11/216  
D424,977 S \* 5/2000 Anscher ..... D11/216  
D495,971 S \* 9/2004 Uehara et al. .... D11/216

\* cited by examiner

*Primary Examiner*—Ralf Seifert

(74) *Attorney, Agent, or Firm*—Mark W. Croll

(57) **CLAIM**

The ornamental design for a buckle, as shown and described  
herein.

**DESCRIPTION**

FIG. 1 is a top side perspective view of a buckle showing the  
new design;

FIG. 2 is a bottom side perspective view thereof;

FIG. 3 is another top side perspective view thereof;

FIG. 4 is a bottom view thereof;

FIG. 5 is a top view thereof;

FIG. 6 is a side view thereof;

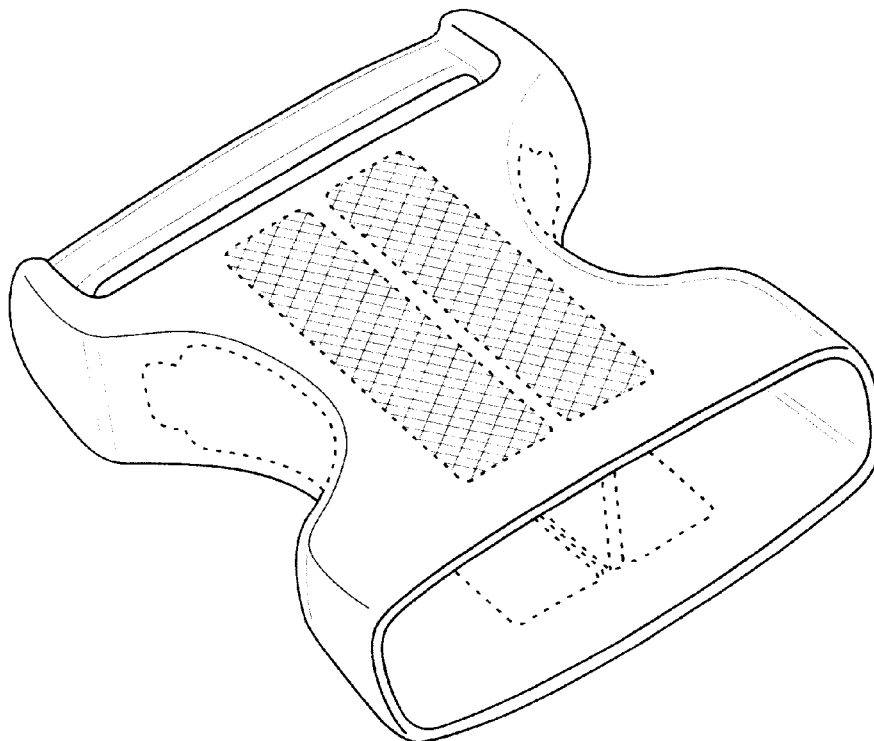
FIG. 7 is another side view thereof, opposite the side view  
of FIG. 6;

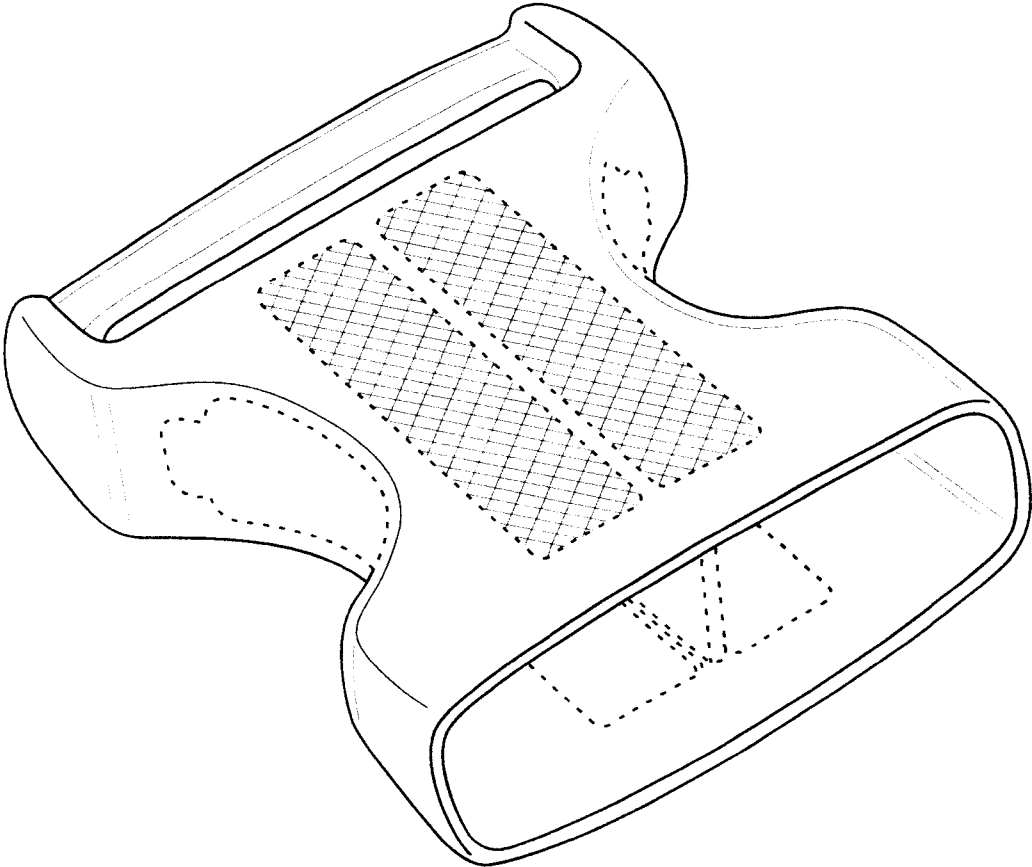
FIG. 8 is an end view thereof; and,

FIG. 9 is another end view thereof, opposite the end view of  
FIG. 8.

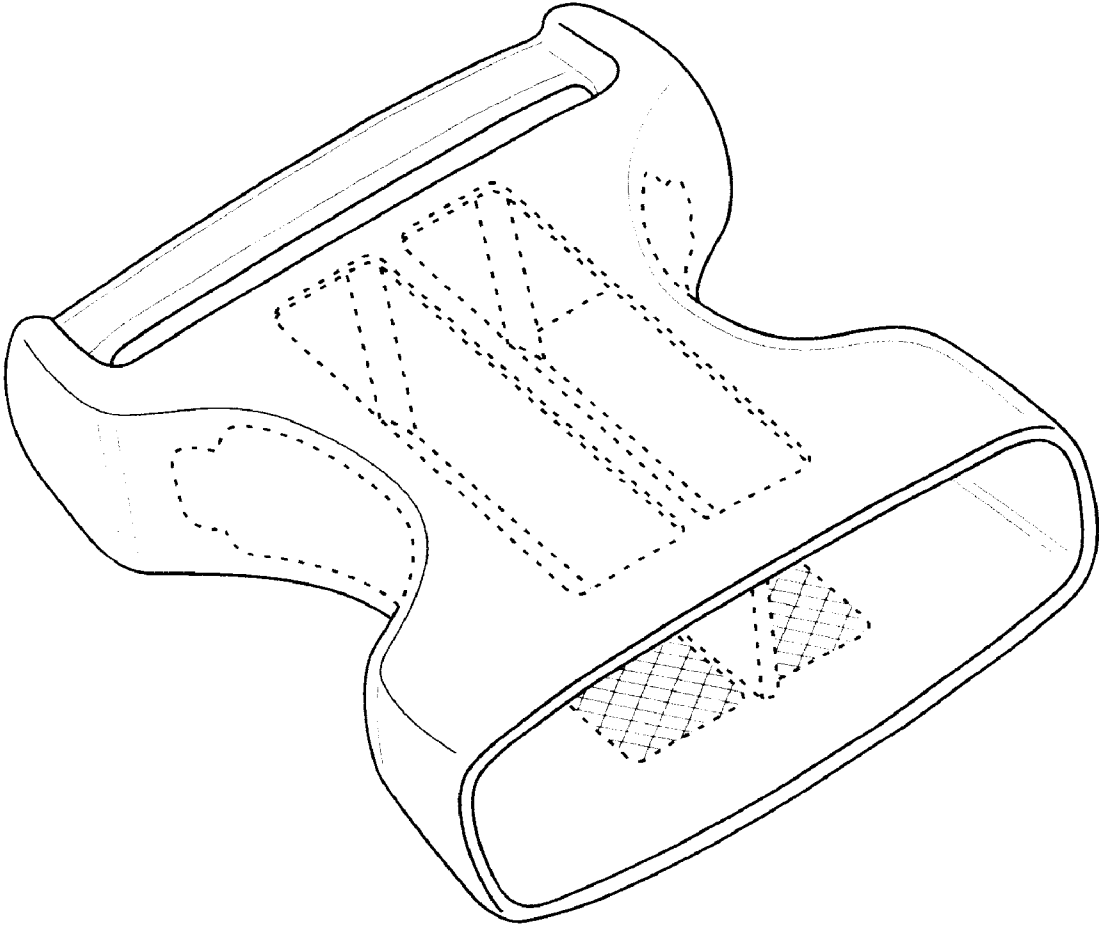
The broken line portions of the disclosure are for illustrative  
purposes only and form no part of the claimed design.

**1 Claim, 6 Drawing Sheets**

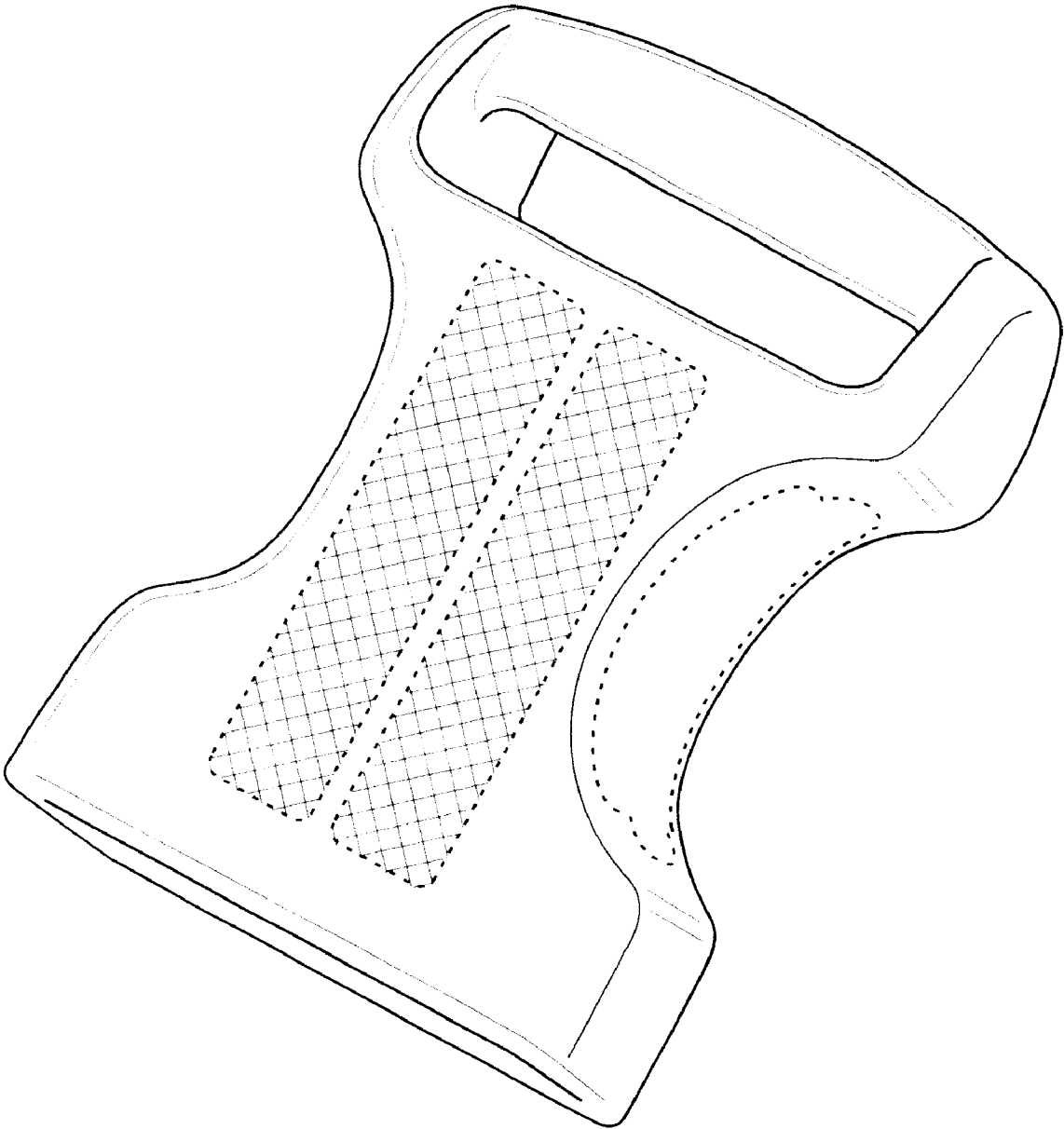




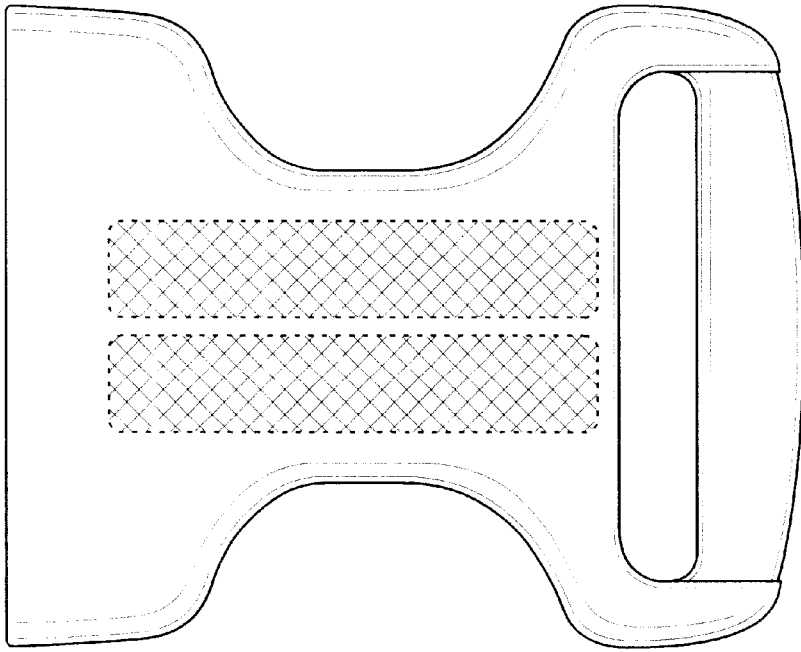
**Fig. 1**



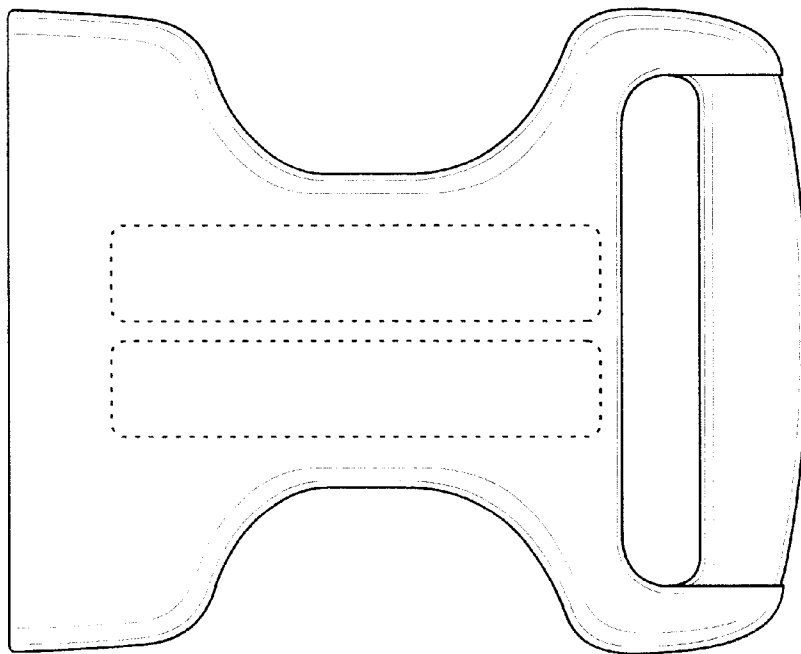
**Fig. 2**



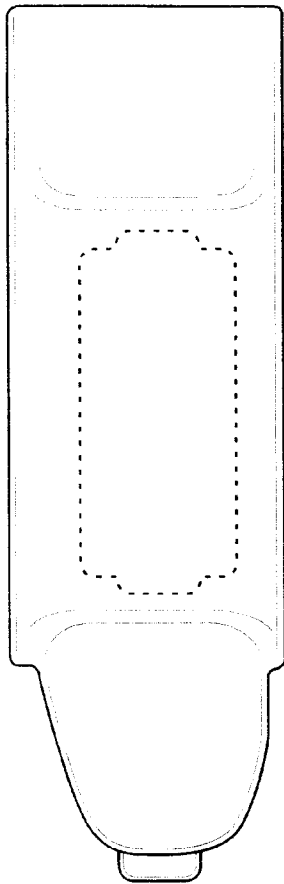
**Fig. 3**



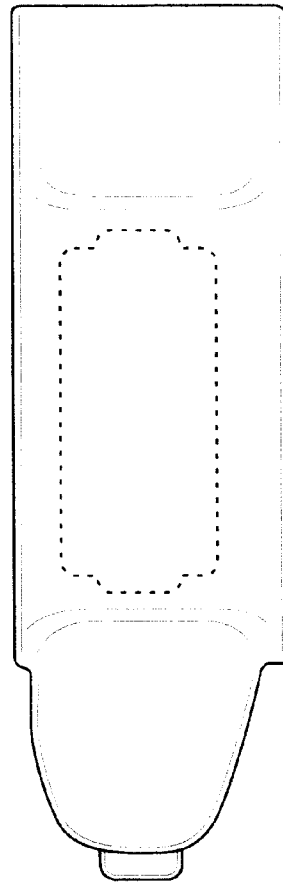
**Fig. 5**



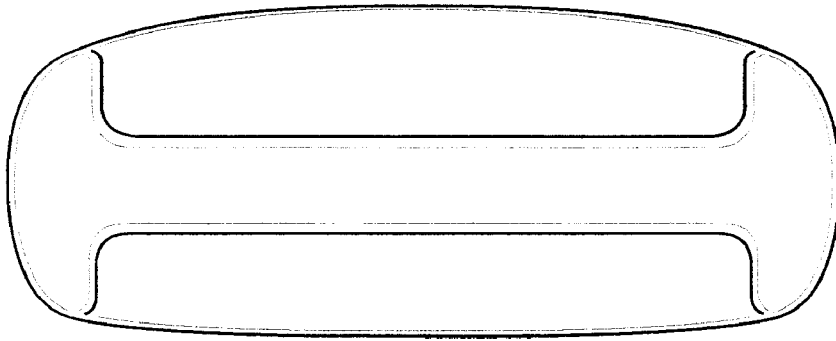
**Fig. 4**



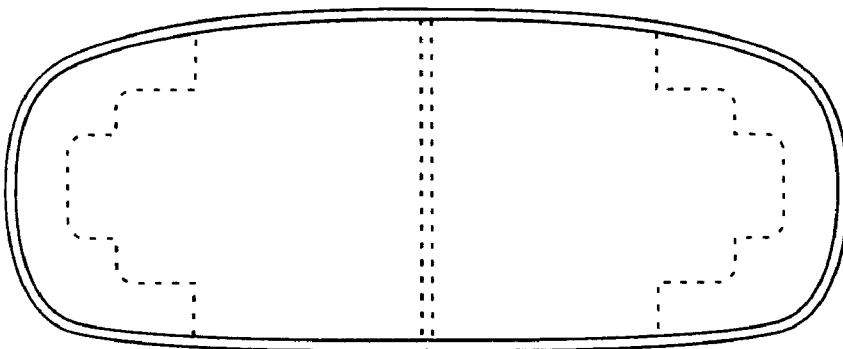
**Fig. 6**



**Fig. 7**



**Fig. 8**



**Fig. 9**