



US00D587899S

(12) **United States Design Patent**  
**Oksanen**

(10) **Patent No.:** **US D587,899 S**

(45) **Date of Patent:** **\*\* Mar. 10, 2009**

(54) **KEY HOLDER**

(76) Inventor: **Rauno Oksanen**, 3813 Huron Ave, #5,  
Culver City, CA (US) 90232

(\*\*) Term: **14 Years**

(21) Appl. No.: **29/317,305**

(22) Filed: **Apr. 25, 2008**

(51) **LOC (9) Cl.** ..... **03-01**

(52) **U.S. Cl.** ..... **D3/207**

(58) **Field of Classification Search** ..... D3/207-212;  
D11/31-33, 44, 48-51, 66; 70/456 R, 456 B,  
70/457-460; 24/3.6; D13/168; 362/116;  
D8/348

See application file for complete search history.

(56) **References Cited**

**U.S. PATENT DOCUMENTS**

- D380,895 S \* 7/1997 Tsui ..... D3/208
- D392,201 S \* 3/1998 Chen ..... D10/104
- D472,700 S \* 4/2003 MacDonald ..... D3/209
- D476,805 S \* 7/2003 Kan ..... D3/209
- D557,111 S \* 12/2007 Ydremark et al. .... D8/347

\* cited by examiner

*Primary Examiner*—R. Seifert

(74) *Attorney, Agent, or Firm*—Kenneth L. Green; Edgar W. Averill, Jr.

(57) **CLAIM**

The ornamental design for a key holder, as shown.

**DESCRIPTION**

FIG. 1 is a front perspective view of the key holder.

FIG. 2 is a front view thereof.

FIG. 3 is a bottom view thereof.

FIG. 4 is a right side view thereof.

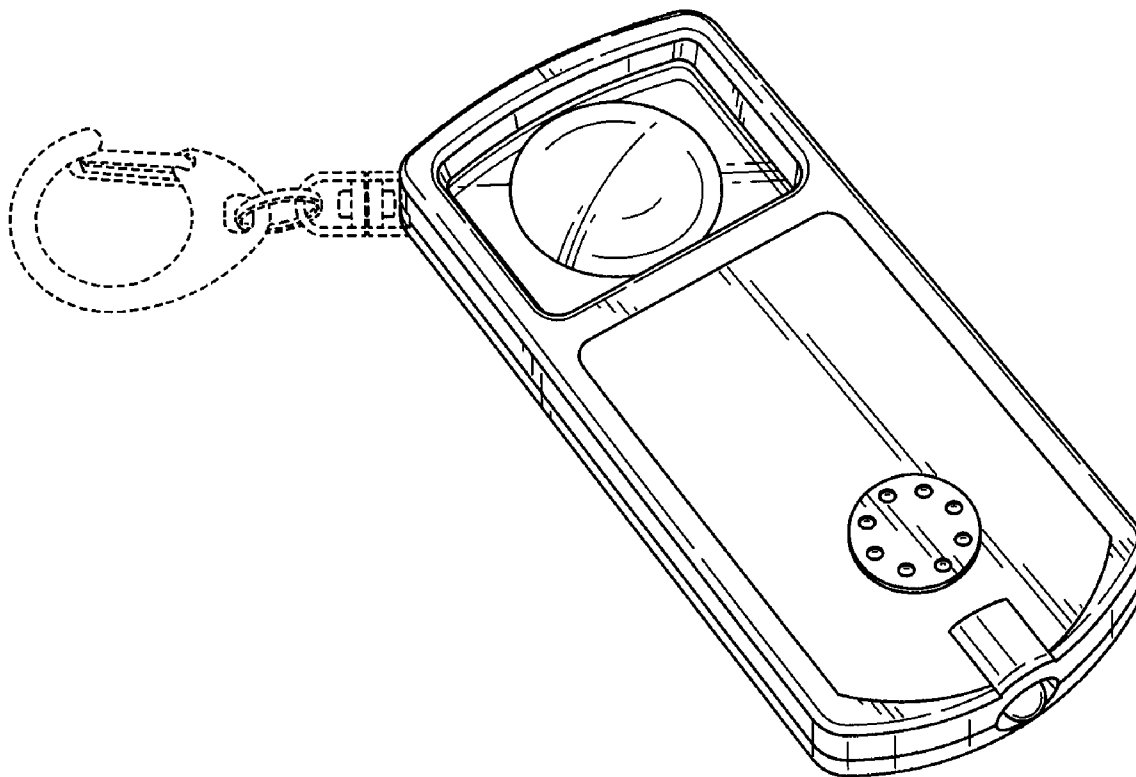
FIG. 5 is a left side view thereof.

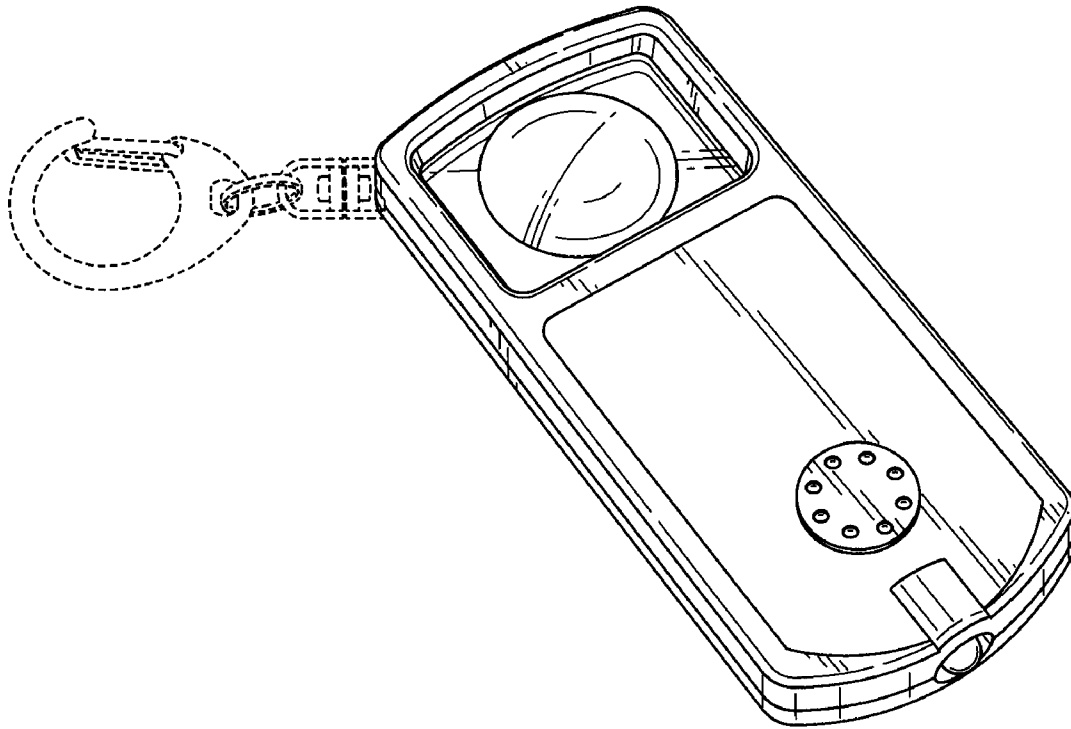
FIG. 6 is a top view thereof; and,

FIG. 7 is a rear view thereof.

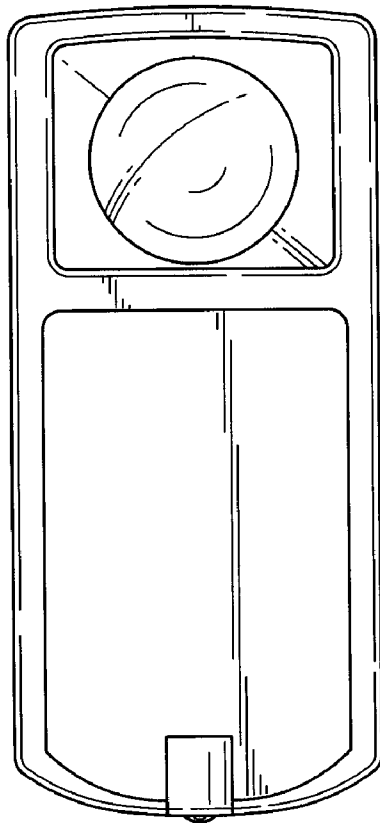
It being understood that the broken lines in FIG. 1 are for illustrative purposes only and form no part of the claimed design.

**1 Claim, 2 Drawing Sheets**

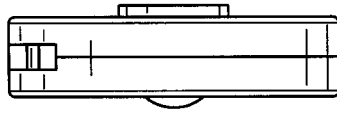




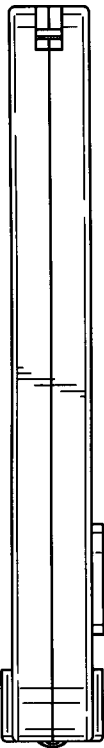
*FIG. 1*



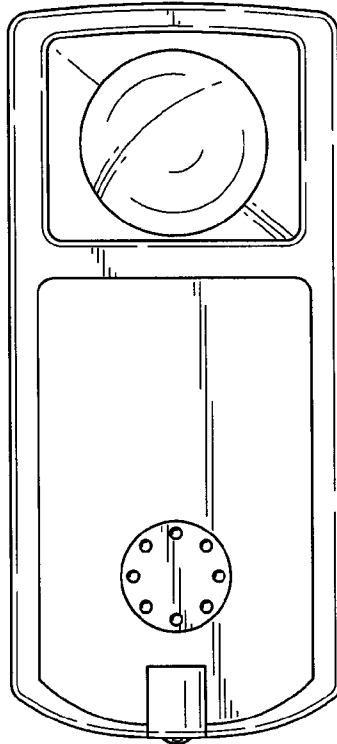
*FIG. 7*



*FIG. 6*



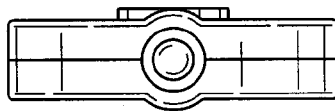
*FIG. 4*



*FIG. 2*



*FIG. 5*



*FIG. 3*