



US00D957849S

(12) **United States Design Patent**  
**Li**

(10) **Patent No.:** **US D957,849 S**

(45) **Date of Patent:** **\*\* Jul. 19, 2022**

(54) **PILLOW**

(71) Applicants: **Guangzhou Rantion Technology Co., Ltd.**, Guangzhou (CN); **Guangzhou Yingpailuo Trading Co., Ltd.**, Guangzhou (CN)

(72) Inventor: **Jiahao Li**, Guangzhou (CN)

(73) Assignees: **Guangzhou Rantion Technology Co., Ltd.**, Guangzhou (CN); **Guangzhou Yingpailuo Trading Co., Ltd.**, Guangzhou (CN)

(\*\*) Term: **15 Years**

(21) Appl. No.: **29/787,592**

(22) Filed: **Jun. 7, 2021**

(51) **LOC (13) Cl.** ..... **06-09**

(52) **U.S. Cl.**  
USPC ..... **D6/601**

(58) **Field of Classification Search**  
USPC ..... D6/582-583, 587-592, 595-609;  
D21/803-809; D24/183  
CPC ..... A47G 9/00; A47G 2009/001; A47G  
2009/002; A47G 2009/003; A47G 9/10;  
A47G 9/1009; A47G 2009/1018; A47G  
9/1045; A47G 9/1081; A47G 9/109  
See application file for complete search history.

(56) **References Cited**

**U.S. PATENT DOCUMENTS**

D465,686 S \* 11/2002 Hwong ..... D6/601  
D759,991 S \* 6/2016 Jing ..... D6/601

D856,028 S \* 8/2019 Zou ..... D6/601  
D880,195 S \* 4/2020 Yang ..... D6/601  
D881,603 S \* 4/2020 Yang ..... D6/601  
D899,816 S \* 10/2020 Deetsch ..... D6/601  
D913,013 S \* 3/2021 Rensin ..... D6/601  
D927,225 S \* 8/2021 Wang ..... D6/601  
D931,012 S 9/2021 Ouyang  
D932,804 S \* 10/2021 Yang ..... D6/601  
D941,610 S \* 1/2022 Zhang ..... D6/601  
D944,033 S \* 2/2022 Yang ..... D6/601  
D944,036 S \* 2/2022 Mi ..... D6/601  
D944,037 S \* 2/2022 Yang ..... D6/601  
D944,566 S \* 3/2022 Yang ..... D6/601  
2013/0098364 A1 \* 4/2013 Davis ..... A61M 16/06  
5/636  
2015/0265075 A1 \* 9/2015 Liu ..... A47G 9/10  
5/640

\* cited by examiner

*Primary Examiner* — Jennifer L Rempfer  
(74) *Attorney, Agent, or Firm* — Eagle IP Limited;  
Jacqueline C. Lui; Jennifer G. Che

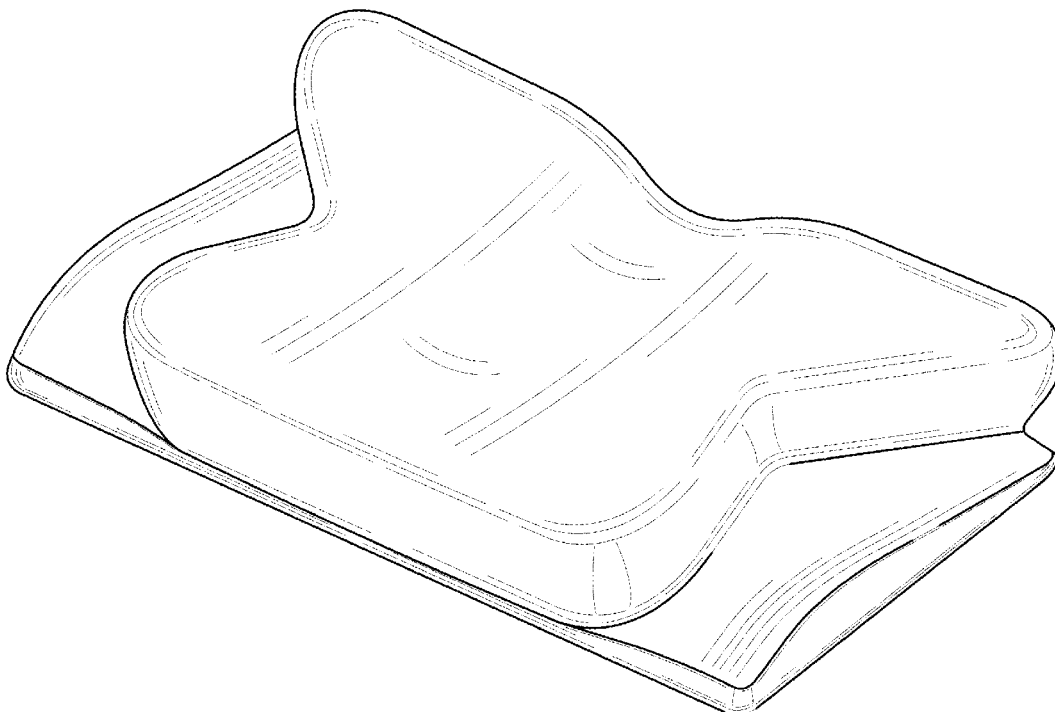
(57) **CLAIM**

An ornamental design for a pillow, as shown.

**DESCRIPTION**

FIG. 1 is a perspective view of a pillow;  
FIG. 2 is a front view of the pillow of FIG. 1 thereof;  
FIG. 3 is a rear view of the pillow of FIG. 1 thereof;  
FIG. 4 is a left side view of the pillow of FIG. 1 thereof;  
FIG. 5 is a right side view of the pillow of FIG. 1 thereof;  
FIG. 6 is a top view of the pillow of FIG. 1 thereof; and,  
FIG. 7 is a bottom view of the pillow of FIG. 1 thereof.

**1 Claim, 5 Drawing Sheets**



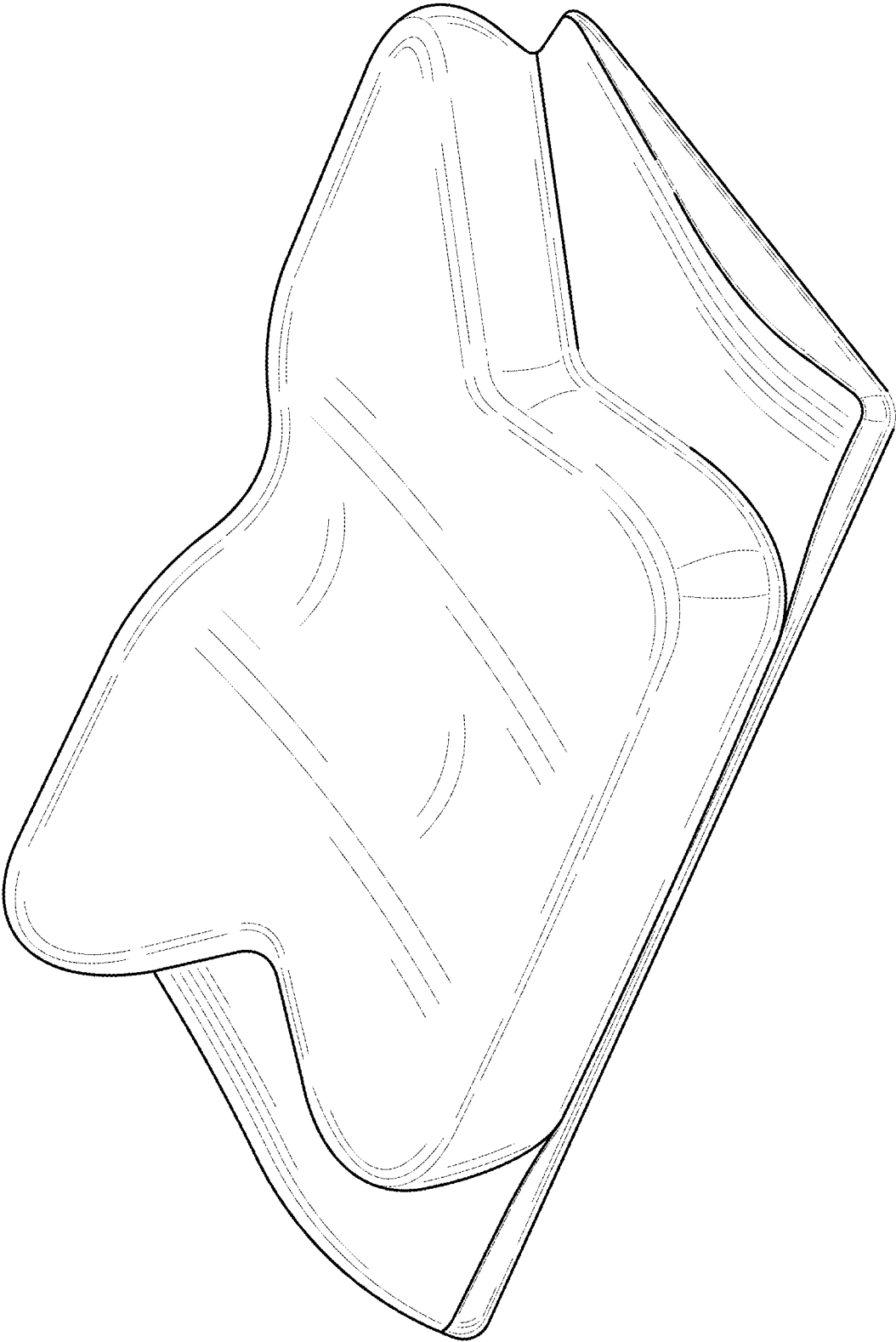


FIG. 1

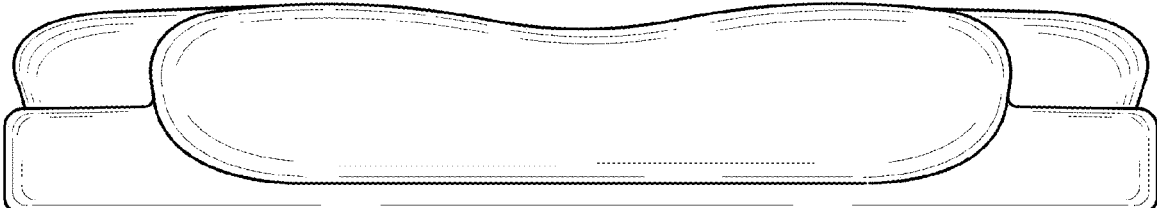


FIG. 2

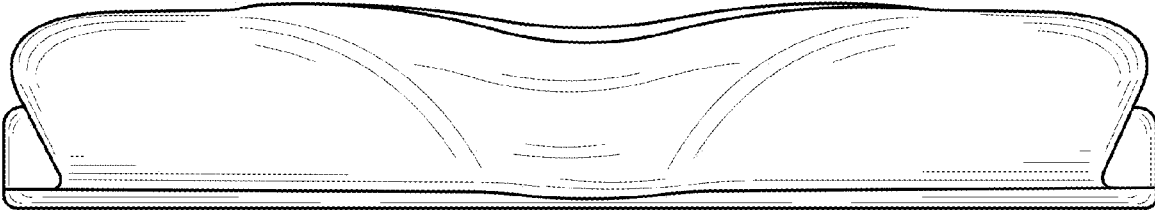


FIG. 3

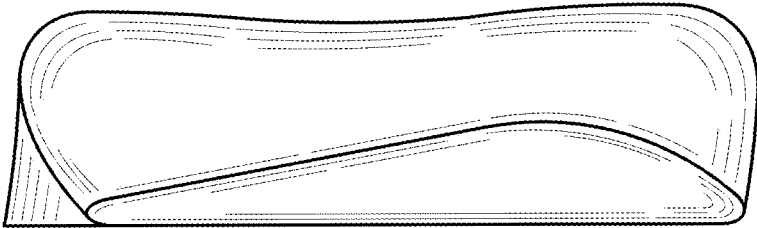


FIG. 4

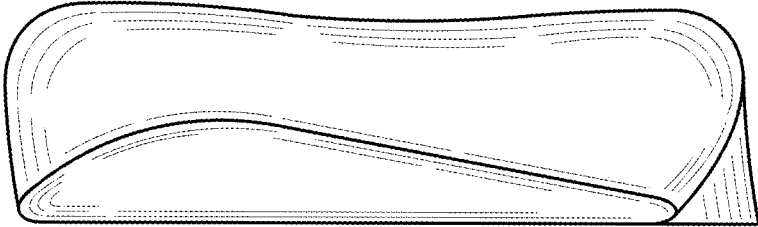


FIG. 5

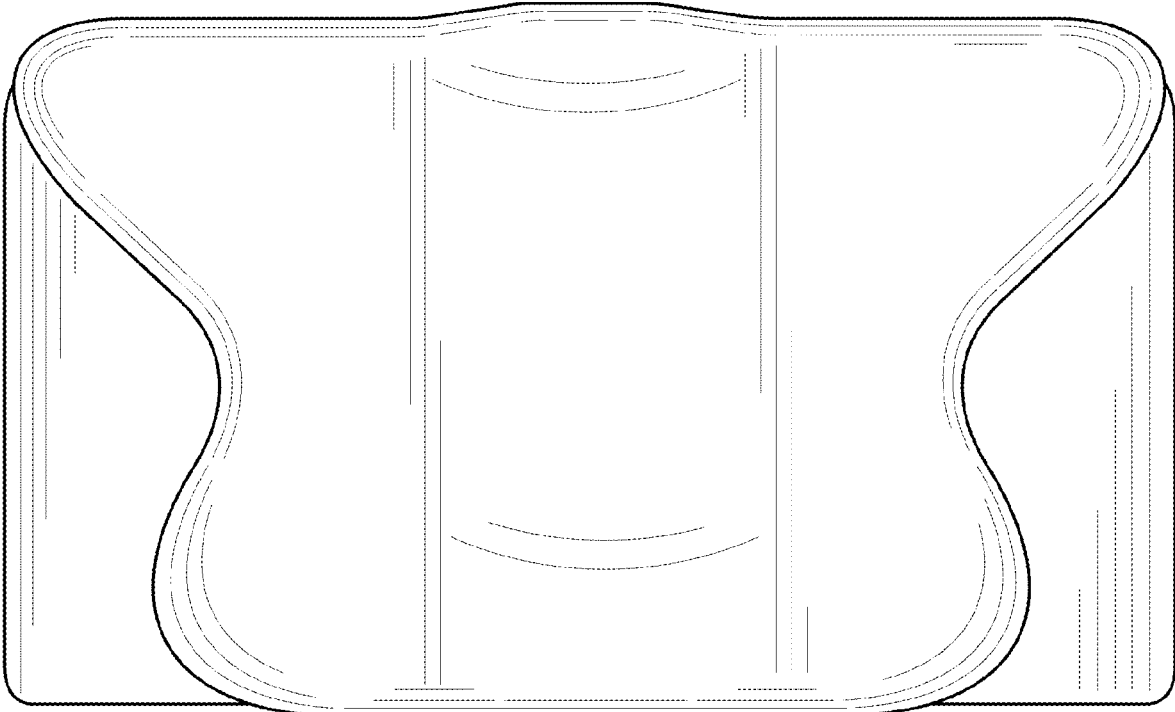


FIG. 6




FIG. 7