



US00D483183S

(12) **United States Design Patent** (10) **Patent No.:** **US D483,183 S**
De Salvo (45) **Date of Patent:** **** Dec. 9, 2003**

(54) **ELECTRIC TOOTHBRUSH HEAD**

D397,252 S * 8/1998 Allende D4/101
5,802,656 A * 9/1998 Dawson et al. 15/110
D452,775 S * 1/2002 Wright D4/101

(75) Inventor: **Rosario Donato De Salvo, Milan (IT)**

(73) Assignee: **Unilever Home & Personal Care USA, Division of Conopco, Inc., Greenwich, CT (US)**

FOREIGN PATENT DOCUMENTS

GB 2371217 * 7/2002 A46B/9/06

(**) Term: **14 Years**

* cited by examiner

(21) Appl. No.: **29/176,453**

Primary Examiner—Marcus A. Jackson

Assistant Examiner—Lavone D. Tabor

(22) Filed: **Feb. 21, 2003**

(74) *Attorney, Agent, or Firm*—Milton L. Honig

(30) **Foreign Application Priority Data**

(57) **CLAIM**

Aug. 23, 2002 (GB) 3006464

The ornamental design for an electric toothbrush head, as shown and described.

(51) **LOC (7) Cl.** **04-02**

DESCRIPTION

(52) **U.S. Cl.** **D4/101; D4/111**

FIG. 1 is a perspective view from above and the left side of my electric toothbrush head;

(58) **Field of Search** D4/101, 104-112, D4/127, 132, 134; 15/22.1, 28-29, 110, 167.1, 167.2, 176.1, 207.2, DIG. 5; 132/308; 601/139, 141, 142

FIG. 2 is a right side elevational view of my electric toothbrush;

(56) **References Cited**

FIG. 3 is a front elevational view of my electric toothbrush;

U.S. PATENT DOCUMENTS

D388,958 S * 1/1998 Hartwein D4/101

FIG. 4 is a rear elevational view of my electric toothbrush;

FIG. 5 is a top plan view of my electric toothbrush; and,

FIG. 6 is an underneath plan view of my electric toothbrush.

1 Claim, 1 Drawing Sheet

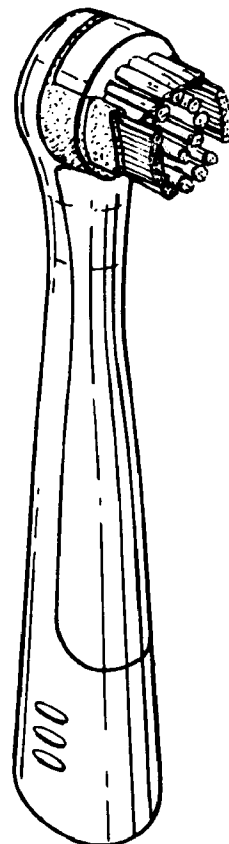




Fig. 1.

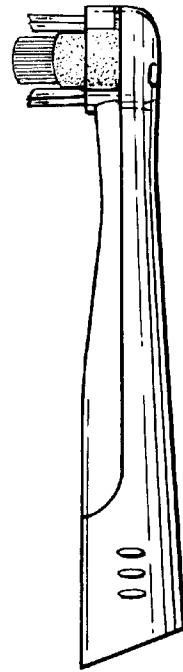


Fig. 2.

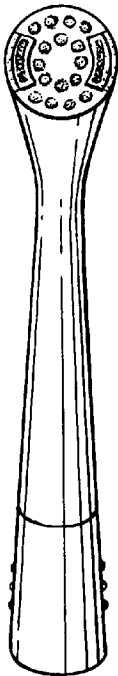


Fig. 3.

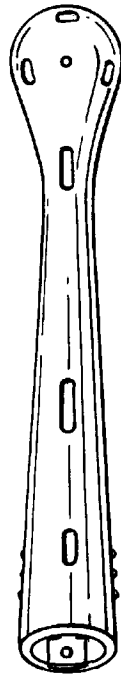


Fig. 4.

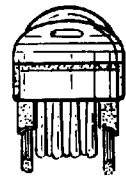


Fig. 5.

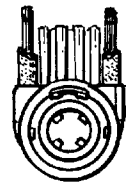


Fig. 6.