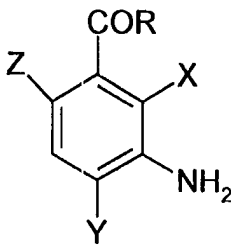




INTERNATIONAL APPLICATION PUBLISHED UNDER THE PATENT COOPERATION TREATY (PCT)

<p>(51) International Patent Classification ⁶ : A61K 7/13, C09B 17/02, G01N 35/535, D06P 1/32</p>	<p>A1</p>	<p>(11) International Publication Number: WO 98/15257 (43) International Publication Date: 16 April 1998 (16.04.98)</p>
<p>(21) International Application Number: PCT/DK97/00435 (22) International Filing Date: 8 October 1997 (08.10.97) (30) Priority Data: 1104/96 8 October 1996 (08.10.96) DK (71) Applicant (for all designated States except US): NOVO NORDISK A/S [DK/DK]; Novo Allé, DK-2880 Bagsværd (DK). (72) Inventors; and (75) Inventors/Applicants (for US only): SØRENSEN, Niels, Henrik [DK/DK]; Novo Nordisk A/S, Novo Allé, DK-2880 Bagsværd (DK). KIRK, Ole [DK/DK]; Novo Nordisk A/S, Novo Allé, DK-2880 Bagsværd (DK). LOLCK, Rikke [DK/DK]; Novo Nordisk A/S, Novo Allé, DK-2880 Bagsværd (DK). DESLER, Torben [DK/DK]; Nordre Frihavngade 67, 4.tv., DK-2100 Copenhagen Ø (DK). (74) Common Representative: NOVO NORDISK A/S; Corporate Patents, Novo Allé, DK-2880 Bagsværd (DK).</p>		<p>(81) Designated States: AL, AM, AT, AU, AZ, BA, BB, BG, BR, BY, CA, CH, CN, CU, CZ, DE, DK, EE, ES, FI, GB, GE, GH, HU, ID, IL, IS, JP, KE, KG, KP, KR, KZ, LC, LK, LR, LS, LT, LU, LV, MD, MG, MK, MN, MW, MX, NO, NZ, PL, PT, RO, RU, SD, SE, SG, SI, SK, SL, TJ, TM, TR, TT, UA, UG, US, UZ, VN, YU, ZW, ARIPO patent (GH, KE, LS, MW, SD, SZ, UG, ZW), Eurasian patent (AM, AZ, BY, KG, KZ, MD, RU, TJ, TM), European patent (AT, BE, CH, DE, DK, ES, FI, FR, GB, GR, IE, IT, LU, MC, NL, PT, SE), OAPI patent (BF, BJ, CF, CG, CI, CM, GA, GN, ML, MR, NE, SN, TD, TG).</p> <p>Published With international search report.</p>
<p>(54) Title: DIAMINOBENZOIC ACID DERIVATIVES AS DYE PRECURSORS</p>		
<p>(57) Abstract</p> <p>The invention relates to substrates which develops colour on oxidation of general formula (I). The invention also relates to the use of said substrates for dyeing, e.g. keratinous fibers, in particular hair, dyeing textiles, a dyeing composition and a method for dyeing keratinous fibers.</p> <div style="text-align: right;">  <p>(I)</p> </div>		

FOR THE PURPOSES OF INFORMATION ONLY

Codes used to identify States party to the PCT on the front pages of pamphlets publishing international applications under the PCT.

AL	Albania	ES	Spain	LS	Lesotho	SI	Slovenia
AM	Armenia	FI	Finland	LT	Lithuania	SK	Slovakia
AT	Austria	FR	France	LU	Luxembourg	SN	Senegal
AU	Australia	GA	Gabon	LV	Latvia	SZ	Swaziland
AZ	Azerbaijan	GB	United Kingdom	MC	Monaco	TD	Chad
BA	Bosnia and Herzegovina	GE	Georgia	MD	Republic of Moldova	TG	Togo
BB	Barbados	GH	Ghana	MG	Madagascar	TJ	Tajikistan
BE	Belgium	GN	Guinea	MK	The former Yugoslav Republic of Macedonia	TM	Turkmenistan
BF	Burkina Faso	GR	Greece			TR	Turkey
BG	Bulgaria	HU	Hungary	ML	Mali	TT	Trinidad and Tobago
BJ	Benin	IE	Ireland	MN	Mongolia	UA	Ukraine
BR	Brazil	IL	Israel	MR	Mauritania	UG	Uganda
BY	Belarus	IS	Iceland	MW	Malawi	US	United States of America
CA	Canada	IT	Italy	MX	Mexico	UZ	Uzbekistan
CF	Central African Republic	JP	Japan	NE	Niger	VN	Viet Nam
CG	Congo	KE	Kenya	NL	Netherlands	YU	Yugoslavia
CH	Switzerland	KG	Kyrgyzstan	NO	Norway	ZW	Zimbabwe
CI	Côte d'Ivoire	KP	Democratic People's Republic of Korea	NZ	New Zealand		
CM	Cameroon			PL	Poland		
CN	China	KR	Republic of Korea	PT	Portugal		
CU	Cuba	KZ	Kazakstan	RO	Romania		
CZ	Czech Republic	LC	Saint Lucia	RU	Russian Federation		
DE	Germany	LI	Liechtenstein	SD	Sudan		
DK	Denmark	LK	Sri Lanka	SE	Sweden		
EE	Estonia	LR	Liberia	SG	Singapore		

DIAMINOBENZOIC ACID DERIVATIVES AS DYE PRECURSORS

FIELD OF THE INVENTION

The present invention concerns the use of aminobenzoic acid (DABA) as a substitute for e.g. o-phenyldiamine (OPD) in analyses based on peroxidases as well as a dyeing substrate (i.e. a dye precursor) in dyeing compositions, and as an substrate for dyeing natural and synthetic fibres including textiles, thread and yarns. The invention also relates to a composition adapted for dyeing keratinous fibres, e.g. hair, wool, fur and hides, and a method for dyeing such keratinous fibres.

BACKGROUND OF THE INVENTION

15 Immuno-chemical assays

Several different substrates are known in the part to be used for enzyme systems in connection with peroxidase - based immuno- hemical assays, for example ELISA. These substrates are often toxic, mutagenic or carcinogenic.

20 ELISA (Enzyme Linked Immuno Sorbent Assay) is a method used to assess the amount of antibody in serum. The main principle is that in a much diluted solution many antigens will become bound to the surface of plastic. Thus, if a much diluted solution of antigens is incubated for a time in plastic trays it is possible to wash the cavities in a buffer solution and still retain the film of antigens on the surface of the plastic. If it is required to determine the amount of antibodies in, for instance, serum then the trays with their deposits of antigens are incubated with the serum, The antibodies attach themselves to the antigens and, after thorough washing the trays are again incubated this time with a marker, for example anti - immune globulin serum to which there is attached a suitable enzyme by covalent bonding. In this particular case peroxidase is used.

35 The peroxidase - marker complex will attach itself to those locations where there is already a deposit of

antibodies. After thorough washing to remove all un-combined material the enzyme activity is measured, normally by the use of a suitable colour indicator. Enzyme activity may be determined by the addition of a chromogenic substrate (i.e. colour producing compound) and hydrogen peroxide. The enzyme catalyses the reduction of the substrate to a coloured compound and the resultant degree of absorbency provides a measure of the enzyme activity. If the serum contains no antibodies there will be no enzyme activity, on the other hand if there is much antibody present there will be very considerable enzyme activity. A standard curve can be drawn showing enzyme activity as a function of the concentration of antibodies. This may be used to estimate the content of antibodies in unknown serum samples by interpolation.

Many of the peroxidase substrates are aromatic amines and include diaminobenziden (DAB), 3, 3'-diamino benzid tetra hydrochloride, 3,3',5,5'-tetra methyl benzidin (TMD). Another peroxidase substrate, which does not belong to the group of aromatic amines, is 2,2-azino-di (3-ethyl-benzo thiazolin-6-sulphonic acid) (ABTS), this has been used as a standard for the establishment of the activity of peroxidase preparations. According to Voogd, Van der Stel and Jacobs (1980) this material is also a mutagen.

o-phenylendiamine (OPD) is another peroxidase substrate which is widely used in hospital and development laboratories. OPD is known to be both mutagenic and carcinogenic.

The staff of laboratories in which analyses involving the use of toxic, mutagenic or carcinogenic materials are carried out are exposed to a significant degree of risk of coming into direct contact with these materials. In order to provide a safe working environment considerable efforts are now made to substitute these dangerous materials with less dangerous ones.

35

Hair dyeing composition

In addition to being used as a substrate in immuno-chemical assays OPD is used to dye hair. In this connection too it is desirable to substitute a dangerous material with one less dangerous so that the user is not exposed to danger
5 by coming into contact with it. To protect the hands against the dangerous material it is normal for gloves to be used while the hair dye is being applied. Gloves cannot, of course, protect the scalp of the person to whom the dye is applied.

10 In general hair dyeing compositions on the market today can be divided into three main groups:

- temporary hair dyes,
- semi-permanent hair dyes, and
- permanent oxidative hair dyes.

15 The temporary hair dyes are only intended to change the natural hair colour for a short period of time and usually functions by depositing dyes on the surface of the hair. Such hair dyes are easy to remove with normal shampooing.

When using semi-permanent hair dyes the colour of the dyed
20 hair can survive for five or more shampoos. This is achieved by using dyes having a high affinity for hair keratin and which is able to penetrate into the interior of the hair shaft.

Permanent hair dyes are very durable to sunlight,
25 shampooing and other hair treatments and need only to be refreshed once a month as new hair grows out. With these dyeing systems the dyes are created directly in and on the hair. Small aromatic colourless dye precursors (e.g. p-phenylene-diamine, o-aminophenol, o-phenylenediamine (OPD))
30 penetrate deep into the hair where said dye precursors are oxidised by an oxidising agent into coloured polymeric compounds. These coloured compounds are larger than the dye precursors and can not be washed out of the hair.

By including compounds referred to as modifiers (or
35 couplers) in the hair dyeing composition a number of hair colour tints can be obtained. Catechol and Resorcinol are examples of such modifiers.

Some of the today most widely used dye precursors such as OPD are known to be both mutagenic and carcinogenic.

Further, traditionally H_2O_2 is used as the oxidizing agent (colour builder), but also as a bleaching agent. Dyeing compositions comprising H_2O_2 are often referred to as "lightening dyes" due to this lightening effect of H_2O_2 .

The use of H_2O_2 in dyeing compositions have some disadvantages as H_2O_2 damages the hair. Further, oxidative dyeing often demands high pH (normally around pH 9-10), which also inflicts damage on the hair and on the skin. Consequently, if using dye compositions comprising H_2O_2 it is not recommendable to dye the hair often.

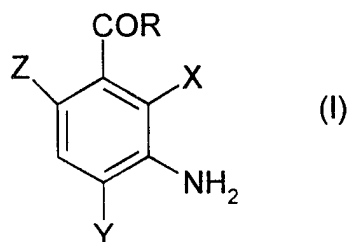
To overcome the disadvantages of using H_2O_2 it has been suggested to use oxidation enzymes to replace H_2O_2 .

US patent no. 3,251,742 (Revlon) describes a method for dyeing human hair by dye formation *in situ* (i.e. on the hair). An oxidation enzyme is used for the colour formation reactions at a substantially neutral pH (7-8.5). Laccases, tyrosinases, polyphenolases and catacolases are mentioned as suitable oxidation enzymes. The hair colour pigment is formed by controlled oxidation of various quinone-forming compounds and mono or poly aromatic amines having the amino groups on the aromatic rings to form natural appearing pigments. Specifically mentioned dye precursors are 2-amino-4-nitrophenol, p-phenylene diamine, m-phenylene diamine, o-phenylene diamine, 2-amino-1,4-naphthoquinone, m-aminophenol, p-aminophenol, o-aminophenol, 2-amino resorcinol, 1,2,4-benzene triamine, nitro-p-phenylene diamine, 2-amino-5-diethyl amino toluene.

EP patent no. 504.005 (Perma S.A.) concerns dyeing compositions for keratinous fibres, in particular hair, which do not require the presence of H_2O_2 (hydrogen peroxide). The composition comprises an enzyme capable of catalysing the formation of the polymeric dyes and also dye precursors, such as bases and couplers, in a buffer solution wherein the pH of said composition is between 6.5 and 8 and said enzyme has an optimal activity in the pH range between 6.5 and 8.

Rhizoctonia praticola laccase and *Rhus vernicifera* laccase are exemplified as the oxidation enzyme to oxidize the dye precursor(s). The following dye precursors are specifically mentioned: p-phenylene diamine, o-aminophenol, p-methylaminophenol, p-aminophenol, p-toluylenediamine and N-phenyl-p-phenylene diamine.

The aim of the present invention is to use the present findings to make available a substrate which to all intents and purposes is non-toxic, non - mutagenic and/or non-carcinogenic and which may be used in immuno - chemical assays, for the dyeing of keratinous fibres, in particular hair and for dyeing both natural and synthetic fibres, e.g. textiles. This aim is achieved by utilising the discovery of a substrate which includes the group with the general formulae shown in 1.



wherein

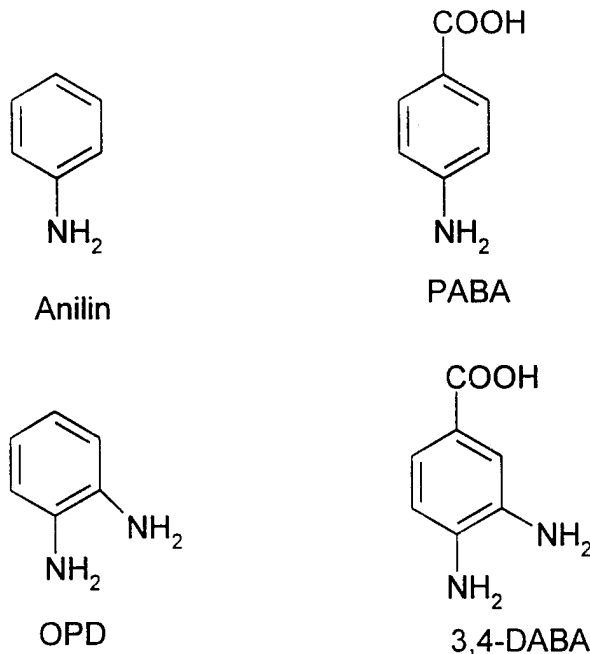
R is an amino, mono - or a distributed amino or OR' , where R is H, alkyl, alkenyl, alkynyl, halogenalkyl, nitro, benzyl, phenyl or substituted phenyl. X, Y and Z may each be any one of the following: alkyl, alkenyl, alkynyl, halogenalkyl, nitro, benzyl, phenyl, substituted phenyl, amino, hydroxy or mercapto with the proviso that at least one of the groups X, Y and Z is an amino group or an amino salt.

In a special embodiment of the invention a substrate is made available which includes a connection with formula 1 where R' is a methyl, ethyl or isopropyl group.

In an preferred embodiment the substrate is a benzoic acid ester, in particular 3,4-diaminobenzoic acid methyl

ester (DABA-Me), 3,4-diaminibenzoic acid ethyl ester and 3,4-diamino benzoic acid isopropyl ester.

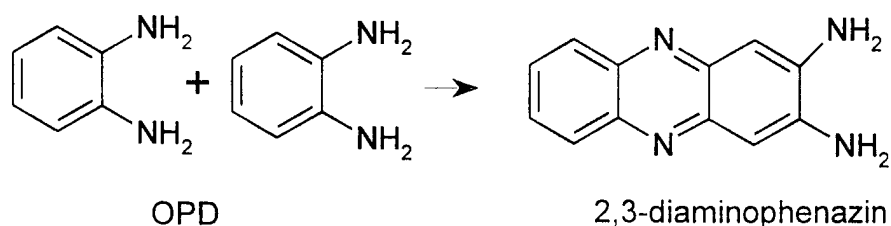
Comparison of the very toxic aniline with the carboxyl acid derivative of aniline, p-amino benzoic acid (PABA) shows that the toxicity of the molecule is radically altered by the addition of the carboxyl group. PABA is generally considered to be non-toxic and, among other applications, is used as an ultra violet filter in sun lotions. If the substrate OPD is thought of along the same lines it can be seen that a possible analogue is 3,4-diamino benzoic acid (3,4-DABA). This material is comparatively cheap and readily obtainable.



Investigation using enzymes showed that 3,4-DABA is a considerably poorer substrate for peroxidase than is OPD. In other words 3,4-DABA has a higher K_m -value at the same V_{max} when compared with OPD. This is apparently due to the carboxyl group's inductive (deactivating) effect upon the aromatic ring. This effect can be countered by modifying the carboxyl group, for example by esterification with an alcohol. The preferred alcohols are methanol, ethanol and isopropanol. Methyl, ethyl and isopropyl esters were examined in connection with enzymes and the materials were shown to

have significantly improved properties than 3,4-DABA. Especially the ethyl ester was found to have a very high V_{\max} , i.e. at the same concentration it gives a very much higher reaction speed than OPD.

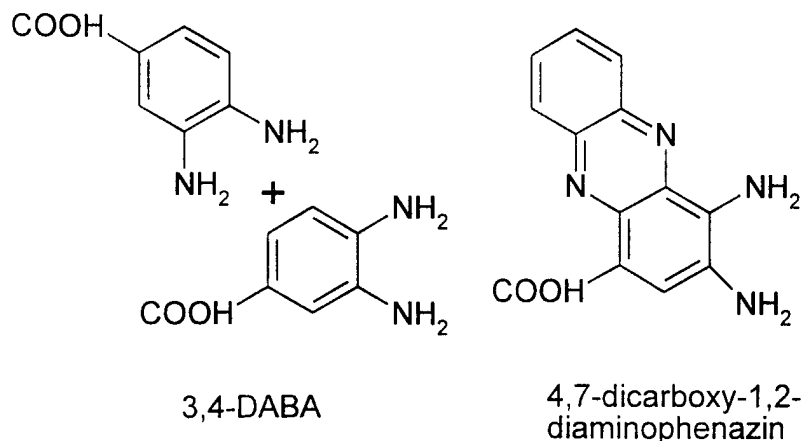
- 5 The reaction mechanism for the oxidation of OPD with, for instance, hydrogen peroxide, both with and without an enzyme, is described by the following equations:



10

It may be seen from this that the product of oxidation is 2,3-diamino phenazin.

- When one of the compounds described here is employed the product of oxidation is also an amino phenazine. In the case
 15 of 3,4-DABA the oxidation product is 4,7-dicarboxy-1,2-diamino phenazine as shown in the following equation.



- The substrate should have two amino groups at the 3,4-
 20 location for the reaction to take place. However, substrates which have the amino groups at either the 2,3-location or the 2,3,4-location may be used but only if the carboxyl group does not hinder the reaction.

Substrates which have the amino group at the para location may also be used to produce a coloured product. An example of this is 3,6-DABA.

In order to counteract the carboxyl groups inductive effect (i.e. deactivation of the aromatic ring caused by the groups attractive effect upon electrons) esterification of the carboxyl group was investigated using electron donating groups to see if deactivation could be counteracted while at the same time retaining non-mutagenic attributes. To investigate the effect of different alkyl groups on the material's enzymatic properties as well as possible mutagenic properties the methyl, ethyl and isopropyl esters of 3,4-DABA were synthesised

Compounds with the general formulae 1 are preferably dissolved in DMF (Dimethyl formamide) but other organic solvents may be used for this purpose. If a compound with the general formulae 1 is in the form of a salt it can be dissolved in water and this is preferred when using organic solvents.

In another aspect the invention relates to a method for quantitative and/or qualitative analysis of a material of biological interest. In this case a peroxidase enzyme together with a marker is bound to the compound in question. Hydrogen peroxide is then converted with a chromogenic substrate (i.e. colour forming compound) in the presence of the peroxidase, the substrate includes a bond with the general formulae 1.

In a preferred embodiment of the method of the invention one of the following substrates are used: the methyl, propyl or isopropyl ester of amino benzoic acid.

In those cases where the material of biological interest is an antigen the associated antibody is used. In this connection other combinations will suggest themselves to the skilled person.

The coloured product produced by the method of the invention is especially suited to the dyeing of textiles,

thread, yarn, wool, hides and skins and human hair. Other natural fibres such as cotton and silk may also be dyed with the product as may synthetic fibres such as polyamides, polyurethane and polyester.

5 The coloured product may either be made immediately before it is to be used for dying or it may be synthesised in the immediate vicinity of the substance to be dyed. For example this may be done by mixing the substrate and the oxidation system in a person's hair.

10 The dying process may be carried out rinsing the person's hair with a mixture of the substrate of the invention and hydrogen peroxide or an oxidation enzyme. A peroxidase is then added and distributed in the hair. When the desired degree of colouring has been obtained the hair is rinsed with
15 water.

The substrate may be mixed with the oxidation system before it is applied to the hair. As stated above the substrate may be oxidised with hydrogen peroxide or an oxidation enzyme generating hydrogen peroxidase in the
20 presence of a peroxidase.

Peroxidases belongs to the group of enzymes which is known as the oxidoreductases. The group also includes the classes of enzymes dehydrogenase, oxygenase, oxidase, laccase and related enzymes. These enzymes may also be used for as an
25 oxidation system/agent for e.g. dyeing keratinous fibres, such as hair, wool, fur and hides and the like. Dyeing composition and preferred oxidation enzymes will be described further below.

In oxidation reactions which are catalysed by the enzyme
30 peroxidase the oxygen donor is hydrogen peroxide which is used as an electron acceptor. Oxidases employ oxygen as an electron acceptor.

Examples of suitable oxidases include catecholoxidase, laccase and o-amino phenoloxidase.

35 Oxidation systems which may be used for the oxidation of the substrate in this connection therefore include peroxidase and hydrogen peroxide as well as oxidases, laccases and

related enzymes and oxygen. When the system consists of only an oxidase and oxygen it is only necessary to add the oxidase to the substrate as the oxygen in the air is used as an oxidant.

5

Dyeing composition

In an aspect the invention relates to a composition in particular adapted for dyeing keratinous fibres comprises, e.g. hair, fur, hide or wool. Comprising 1) at least one oxidation enzyme 2) at least one substrate as defined by the formulae 1 and optionally 3) at least one modifier.

A preferred use of the composition is as a permanent dye for the dyeing of human hair.

The oxidation enzyme is as also indicated above an oxidoreductase, i.e. an enzyme classified under the Enzyme Classification number E.C. 1 (Oxidoreductases) in accordance with the Recommendations (1992) of the International Union of Biochemistry and Molecular Biology (IUBMB)) which catalyses oxidoreduction reactions.

Within the class of oxidoreductase enzymes are preferred enzymes which catalyse the oxidation of a substrate (an electron or hydrogen donor) by acting on oxygen (O_2) and/or a peroxide as the acceptor. Such enzymes include enzymes classified within the enzyme classes comprising oxidases, including E.C. 1.1.3, E.C. 1.2.3, E.C. 1.3.3, E.C. 1.4.3, E.C. 1.5.3, E.C. 1.7.3, E.C. 1.8.3 and E.C. 1.9.3, laccases and related enzymes in E.C. 1.10.3, and peroxidases in E.C. 1.11.

According to the invention three types of oxidoreductases are specifically contemplated:

- 30 a) Laccases or related enzymes, which act on molecular oxygen and yield water (H_2O) without any need for peroxide (e.g. H_2O_2),
- b) Oxidases, which act on molecular oxygen (O_2) and yield peroxide (H_2O_2), and
- 35 c) Peroxidases, which act on peroxide (e.g. H_2O_2) and yield water (H_2O).

Also, enzyme systems which comprise a combination of more than one enzyme from a single class or from different classes among the three types of enzymes are contemplated. In the present specification, although reference will often be made to a single enzyme for the sake of simplicity, it is to be understood that the description is generally applicable to such combinations of more than one enzyme. Further, although the invention is generally described in terms of the preferred aspect relating to the dyeing of hair, it is to be understood that the description is generally applicable to compositions according to the invention adapted for dyeing of other types of keratinous fibres.

Particularly preferred enzymes are laccases and related enzymes, the term "laccases and related enzymes" including enzymes comprised by the enzyme classification E.C. 1.10.3.2 (laccases) and catechol oxidase enzymes comprised by E.C. 1.10.3.1, bilirubin oxidase enzymes comprised by the enzyme classification E.C. 1.3.3.5 and mono-phenol mono-oxygenase enzymes comprised by the enzyme classification E.C. 1.14.99.1. Laccases are multi-copper containing enzymes that catalyze the oxidation of phenols and aromatic amines. Laccase-mediated oxidation results in the production of aryloxy-radical intermediates from suitable phenolic substrates; the ultimate coupling of the intermediates so produced provides a combination of dimeric, oligomeric, and polymeric reaction products. Certain reaction products can be used to form dyes suitable for dyeing hair.

Preferably, the laccase employed may be derived from a strain of *Polyporus* sp., in particular a strain of *P. pinsitus* or *P. versicolor*, a strain of *Myceliophthora* sp., e.g. *M. thermophila*, a strain of *Rhizoctonia* sp., in particular a strain of *Rh. praticola* or *Rh. solani*, a strain of a *Rhus* sp., in particular *Rhus vernicifera*, a strain of *Pyricularia* sp, in particular *P. oryzae*, or a strain of *Scytalidium*, such as *S. thermophilum*.

In specific embodiments of the invention the oxidoreductase is a laccase such as a *Polyporus* sp. laccase, especially the *Polyporus pinisitus* laccase (also called *Trametes villosa* laccase) described in WO 96/00290 (from Novo Nordisk Biotec Inc.) or a *Myceliophthora* sp. laccase, especially the *Myceliophthora thermophila* laccase described in WO 95/33836 (from Novo Nordisk Biotech Inc.).

Further, the laccase may be a *Scytalidium* sp. laccase such as the *S. thermophilum* laccase described in WO 95/33837 and WO 97/19998 (from Novo Nordisk Biotech Inc.), the contents of which is incorporated herein by reference, or a *Pyricularia* sp. laccase, such as the *Pyricularia oryzae* laccase which can be purchased from SIGMA under the trade name SIGMA No. L5510, or a *Coprinus* sp. laccase, such as a *C. cinereus* laccase, especially a *C. cinereus* IFO 30116 laccase, or a *Rhizoctonia* sp. laccase, such as a *Rh. solani* laccase, especially the neutral *Rh. solani* laccase described WO 95/07988 (from Novo Nordisk A/S) having a pH optimum in the range from 6.0 to 8.5.

The laccase may also be derived from a fungus such as *Collybia*, *Fomes*, *Lentinus*, *Pleurotus*, *Aspergillus*, *Neurospora*, *Podospora*, *Phlebia*, e.g. *P. radiata* (WO 92/01046), *Coriolus* sp., e.g. *C. hirsitus* (JP 2-238885), or *Botrytis*.

Bilirubin oxidase may preferably be derived from a strain of *Myrothecium* sp., such as *M. verrucaria*.

The substrates (i.e. dye precursors) may according to the dyeing composition of the invention be any of the above within the definition of the general formulae 1.

Preferred dye precursors (i.e. substrates) are benzoic acid esters, especially diamino benzoic acid esters, in particular 3,4-diamino benzoic acid methyl ester (DABA-Me), 3,4-diamino benzoic acid ethyl ester and 3,4-diamino benzoic acid isopropyl ester.

Other oxidation agents

The substrate may also be oxidised by a number of inorganic compounds, among these are compounds which include hypochlorite (ClO^-), hypobromite (BrO^-), permanganate (MnO_4^-) dicromate ($\text{Cr}_2\text{O}_7^{2-}$) and the iron ion (Fe^{3+}).

5 Oxidation systems are taken to be either an oxidant *per se* or a combination of an enzyme and an oxidant.

Modifiers

Modifiers typically incorporation in a dye compositions
10 include m-aromatic diamines, m-aminophenols, polyphenols, amino naphthalines or naphthols. The modifier (coupler) reacts with the dye precursor in the presence of the oxidative enzyme or the like, converting it into a coloured compound. Examples of specific modifiers (couplers) include
15 m-phenylene-diamine, 2,4-diaminoanisole, 1-hydroxynaphthalene (α -naphthol), 1,4-dihydroxybenzene (hydroquinone), 1,5-dihydroxynaphthalene, 1,2-dihydroxybenzene (pyrocatechol), 1,3-dihydroxybenzene (resorcinol), 1,3-dihydroxy-2-methylbenzene, 1,3-dihydroxy-4-chlorobenzene (4-
20 chlororesorcinol), 1,2,3-trihydroxybenzene, 1,2,4-trihydroxybenzene, 1,2,4-trihydroxy-5-methylbenzene, and 1,2,4-trihydroxytoluene.

Method of dyeing keratinous fibres

25 In a further aspect the invention relates to a method for dyeing keratinous fibres, in particular hair, fur, hide and wool, using a composition as described above. The dyeing method can be conducted with one or more dye precursors (i.e. substrates of the invention) and optionally in combination
30 with one or more modifiers. The amount of dye precursor(s) and other ingredients used in the composition of the invention for this purpose are in accordance with usual commercial amounts and therefore known for the skilled person. Hair dyeing is typically carried out at or near room temperature, preferably
35 around the optimum temperature of the enzyme being used, and at a pH in the range of from 3.0 to 9.0, preferably 4.0 to

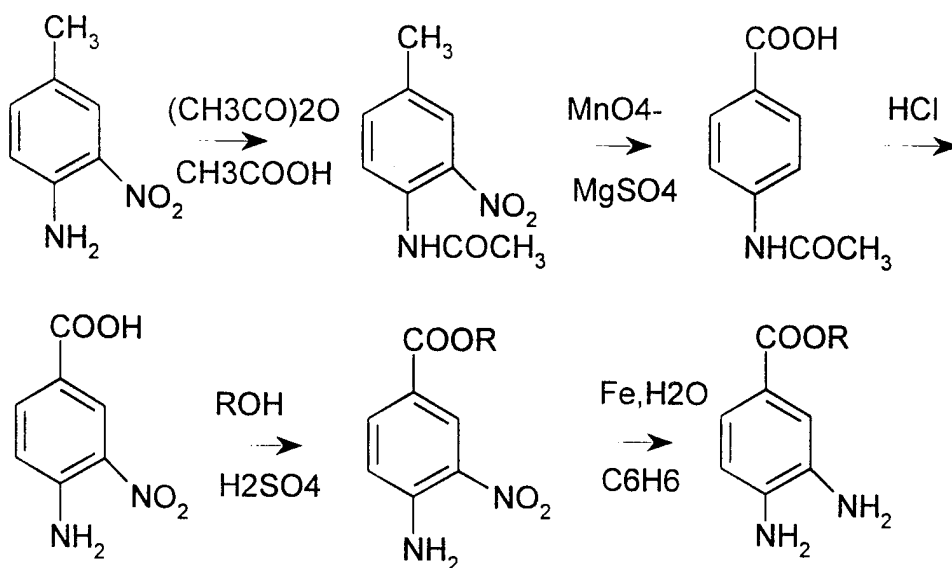
8.5, especially 6.0 to 8.0. Dye precursors (i.e. substrates of the invention) and optional modifiers are described above.

The invention is further illustrated in the following non-limiting example.

5

EXAMPLE 1Synthesis of 3,4-diamino benzoic acid esters

The esters were made starting from 4-amino-3-nitrotoluene, followed by the esterification and reduction of 4-amino-3-nitrobenzoic acid esters to 3,4-diamino benzoic acid ester. The reactions are shown below.



Preparation of esters of 3,4-DABA

The amino group in 4-amino-3-nitrotoluene is protected by boiling in anhydrous acetic acid in acetic acid. The methyl group is oxidized with permanganate in an aqueous solution containing magnesium sulphate. the acetyl group is removed by boiling with 0.1 hydrochloric acid. After isolation and drying 4-amino-3-nitrobenzoic acid is dissolved in absolute alcohol and concentrated sulphuric acid is added. On boiling for two to five hours the acid groups are esterified. The exact boiling time depends on the type of alcohol. The last

15

20

stage is the reduction of the isolated product with activated iron and water in boiling benzene for about five hours.

When the reaction was complete the iron particles were filtered out and the residue dried for between 24 to 48 hours over anhydrous sodium sulphate. After filtration and
5 evaporation the ester was recrystallised in a mixture of n - butanol and benzene in the ratio of 1 to 10.

The above procedure was used to produce 3,4-DABA esters for measurement of enzymes and for mutagenetic testing. If
10 larger amounts were to be required at a reasonable price then direct esterification of 3,4-DABA would be preferred. Thus the methyl ester may be prepared by bubbling hydrochloric acid gas through a solution of 3,4-DABA containing methanol. This last method finds only limited use in the production of
15 the ethyl ester and cannot be used to produce the isopropyl ester.

Characterization of 3,4-DABA esters

Thin layer chromatography.

20 The DABA esters that were prepared were analysed and compared with the help of thin layer chromatography (TLC) using silica gel plates of the type MERC 60 F₂₅₄ the stock number of the zone of concentration was 5583. A mixture of chloroform, methanol and acetic acid in the ratio of 90:5:5
25 on a volumetric basis was used as a solvent For the purpose of comparison OPD and 3,4-DABA were analyzed on the same plate. The R_f values obtained are shown in Table 1.

Table 1

30	<u>Chemical bond</u>	<u>Rf - value</u>
	3,4-DABA	0.15
	OPD	0.19
	Methyl ester	0.29
	Ethyl ester	0.31
35	Isopropyl ester	0.33

It can be seen from table 1 that the bigger alkyl groups give a measurably greater displacement in the solvent which contains chloroform. The least displacement is seen, as might be expected, with 3,4-DABA which contains a free carboxyl group. All the combinations tested moved in the form of patches which is an indication of their purity.

The fact that the 3,4-DABA esters are lipeds gives no problems with regard to solubility in water when making up solutions of substrates. A standard solution of dimethyl formamide diluted in an aqueous buffer with a pH of 5.0. At high concentrations of substrate oxidation products formed by the action of enzymes may cause slight turbidity in the solution. By reducing the pH to about 1 with 1 M sulphuric acid a completely clear solution is produced. This is due to the addition of protons to the amino groups.

Determination of melting points

To verify that the materials synthesised were identical with those described in the literature their melting points were determined and compared with values given in a table on page 1532 of Chapman and Hall's Dictionary of Organic Compounds, Fifth Edition, Volume 2. Melting points were determined by the use of the capillary tube method using a silicone oil bath.

Melting points are given in Table 2.

Table 2

<u>Material</u>	<u>Measured melting point</u>	<u>Value from literature</u>
--methyl ester	108 - 109° C	108 - 109° C
--ethyl ester	112 - 113° C	112 - 113° C
--isopropyl ester	73 - 74° C	---

It can be seen from the above table that there is close agreement between the melting points determined by experiment

and the melting points as given in the literature. It may, therefore, reasonably be assumed that the synthesised material are identical with those described in the literature. It was not possible to find a value for the
5 isopropyl ester in the literature.

Ultraviolet Spectroscopy.

UV spectra were taken of OPD as well as the methyl, ethyl and isopropyl esters.

10 Scanning was done from 360 nm to 210 nm using a solution of the compounds in methanol. The concentration was 0.1 /l. Table 3 shows the absorption maxima and the extinction coefficients for the compounds investigated.

Table 3

Material	Absorption max.	Extinction coefficient
OPD	290.0 nm	2000 M ⁻¹
5	231.3 nm	3400 M ⁻¹
-methyl ester	310.0 nm	6000 M ⁻¹
	277.5 nm	6000 M ⁻¹
	232.5 nm	8400 M ⁻¹
-ethyl ester	310.0 nm	6200 M ⁻¹
10	277.5 nm	6000 M ⁻¹
	232.5 nm	8600 M ⁻¹
-isopropyl	310.0 nm	6500 M ⁻¹
ester	277.5 nm	6200 M ⁻¹
	232.5 nm	8700 M ⁻¹

15

As can be seen from the above table all three esters absorb at the same wavelength. At 237.5 nm there is a slight increase in extinction with increasing molecular weight of the alkyl group. 3,4-DABA-esters show a typical maximum at 20 277.5 nm. This maximum is not found in OPD because of the ester carbonyl group.

In order to investigate the properties of 3,4-DABA and the three esters with respect to oxidation catalyzed by peroxidase a series of measurements were carried out on the 25 enzymatic reactions initial velocity with increasing concentration of the substrate. Measurements were carried out on OPD, 3,4-DABA, 3,4-DABA-methyl ester, 3,4-DABA-ethyl ester, and 3,4-DABA isopropyl ester.

Absorbancy at 492 nm was used as a measure of the course of the reaction. The initial velocity was taken to be the absorbancy at 492 nm two minutes after the addition of the peroxidase to a mixture of the substrate and hydrogen
5 peroxide in a buffer with a pH of 5.0. The wavelength of 492 nm was chosen because it is employed in the standard assay procedures for OPD. None of the substrates has a specially high absorption at this wavelength.

By varying the concentration of the substrate and at the
10 same time measuring the initial velocity of the reaction it is possible to apply the Michaelis / Menten equation to the system.

Under ideal conditions the values determined experimentally will approach the value of the expression:

15

$$V_{\text{init}} = \frac{V_{\text{max}}}{1 + \frac{K_m}{[S]}}$$

where [S] is the concentration of the substrate, V_{max} is the maximum initial concentration which is reached in the
20 particular assay. K_m is defined as the concentration of the substrate at $V_{\text{max}}/2$. A small K_m value will therefore be characteristic for an enzyme system where a low concentration of the substrates produces saturation of the enzyme.

The expression implies that the initial velocity will
25 increase with increasing concentration of the substrate, but the curve for the velocity will flatten out and approach V_{max} for very high concentrations of the substrate. In actual fact the parameter K_{kat} be calculated as $V_{\text{max}}/[E]$ where [E] is the molar concentration of the enzyme in the reaction.
30 K_{kat} is the same as min^{-1} and reflects the activity of the enzyme in a saturated solution upon the substrate.

The peroxidase system has an extremely complicated energy balance (Arnoa et al. (1990)) for short periods of less than

a minute the system may nevertheless be described in terms of the above given formulae.

EXAMPLE 2

5 Enzymatic determination

The following solutions were prepared for use in the enzyme assay:

a) Assay buffer:

10 A 50 mM phosphate/citrate buffer with a pH of 5.0 was made by mixing a 50mm Na_2HPO_4 solution and a 50 mm solution of citric acid. The pH was measured while mixing was in progress.

15 b) DMF diluted 1:10:

By means of pipette 10 ml were placed in a graduated flask which was then topped up to 100 ml with assay buffer.

20 c) Solution of hydrogen peroxide 0.018%:

15 μl of a 30 % solution of hydrogen peroxide (PERHYDROL, Merck) was thinned down with 25 ml of the assay buffer.

d) Stabilizing buffer for peroxidase:

25 The stabilizing buffer for peroxidase, i.e. a buffer which stabilizes the enzyme, was prepared according to the method of Olsen and Little (1983). A 0.1 M Na-acetate buffer, which was 0.5 M in terms of CaCl_2 was adjusted to pH 5.6.

30 37.5 mg N-acetyl-trimethyl-ammonium-bromide was dissolved in 75 ml of the buffer. To this solution 25 ml of glycerol was added. The enzyme activity is maintained in this buffer because the molecules of the enzyme are prevented from aggregating.

35

e) Standard solution of peroxidase:

10 mg of horseradish peroxidase type VI-A (Sigma no. 6782) were dissolved in 10 ml of the stabilizing buffer. This was stored at -15°C. This will keep for several months (Olsen and Little (1983)).

5

f) Bench solution of peroxidase:

The standard peroxidase solution was diluted to 1:1000 with the 10 ml assay-buffer solution in 10 µl standard solution.

10

g) Standard solutions of the substrates:

0.5 mmol of each substrate in 5 ml DMF. These solutions will keep for several weeks at - 15°C.

15

h) Bench solutions of the substrates.

The standard solutions were diluted by 1:10 with the assay buffer. Before being used the substrate solutions were diluted by 1:10. 0.5 ml of the standard solution was thinned down with 4.5 ml of the assay buffer

20

Measurement of the velocity of reaction as a function of the concentration of the substrates

25

For each of the compounds OPD, 3,4-DABA-, and the methyl, ethyl, and isopropyl esters of 3,4-DABA 15 measurements were carried out and absorbency was measured twice in each case at 492 nm one minute after the addition of 100 µl dilute peroxidase solution (bench solution). The

30

concentration of the peroxidase was held constant at 50 ng/ml during the whole investigation. By using the volume of substrate and the volumes of 10 vol-% DMF solution as given in table 4 it was possible to employ a constant reaction volume and a constant concentration of DMF. For

35

all measurements there was used 1550 µl buffer and 50 µl bench solution of peroxidase. The total volume is then as follows: 300 µl DMF and substrate solution, 1550 µl buffer,

100 μl bench solution of peroxidase and 50 μl hydrogen peroxide solution. That is 2000 μl in total.

Table 4

μl substrate solution	μl 10% DMF-solution	Substrate concentration ($\mu\text{mol/l}$)
0	300	0
5	295	25
10	290	50
15	285	75
20	280	100
25	275	125
30	270	150
35	265	175
40	260	200
50	250	250
60	240	300
80	220	400
100	200	500
150	150	750
200	100	1000
300	0	1500

- 5 Table 5 contains information about the values measured for K_m , V_{\max} and K_{kat} for the five compounds.

Table 5

Substrate	K_m ($\mu\text{mol}/\mu\text{l}$)	V_{\max} (min^{-1})	K_{kat} ($1 \cdot \text{mol}^{-1} \cdot \text{min}^{-1}$)
OPD	47.35	0.16	$1.6 \cdot 10^8$
3,4-DABA	251.22	0.20	$2.0 \cdot 10^8$
-methyl ester	125.97	0.22	$2.2 \cdot 10^8$
-ethyl ester	212.39	0.27	$2.7 \cdot 10^8$

-isopropyl ester	118.46	0.22	$2.2 * 10^5$
---------------------	--------	------	--------------

The results of the measurements of initial velocities are stated in units of absorbency and not in molar units. In order to be able to measure the "true" velocity of reaction it is necessary to isolate the oxidation product for each substrate and determine the molar extinction coefficient. The value of K_{kat} is worked out from 1 mole of peroxidase of 50,000 g/mol.

Figure 1-5 is a graphic representation of the result of the measurement of initial velocity on OPD, 3,4-DABA, 3,4-DABA-methyl ester, 3,4-DABA-ethyl ester, 3,4-DABA-isopropyl ester.

As is shown by Table 5 and Figures 1 to 6 the carboxyl esters of 3,4-DABA are effective substrates in a peroxidase / hydrogen peroxide system. It is possible to obtain much higher initial velocities with these compounds than with OPD. K_m per se is a poor indicator of the effectiveness in enzyme assays of the substrates in question as it actually only shows the sensitivity of the system at low concentrations of substrate. In practice substrate concentrations would be chosen to allow maximum and linear colour development with different concentrations of enzymes. In other words V_{max} and K_{kat} are more relevant parameters for the comparison of different substrates. It was found that, for all the esters investigated, the values of V_{max} and K_{kat} were considerably larger than the comparable values for OPD.

All reaction velocities are expressed as absorption units, this is partly because most practical enzyme essays are based on the measurement of absorption and partly because the products of reaction are not isolated from the reaction mixture.

EXAMPLE 3Determination of the mutagenicity of the compounds

The Ames test (Maron and Ames (1983)) was used to determine the mutagenic properties of the compounds.

5 Nutrient media were prepared in the manner described by Venitt and Parry (1984). To 3 x 2 ml melted agar at 45°C were added 100 µl of 50, 100 and 200mM of solutions of the compounds dissolved in DMSO. By means of a pipette 100 µl of a well-grown culture of *Salmonella tphimurium* TA 98
10 (BIO-TEST gl. skolevej 47, 6731 Tiæreborg) were added to the same test-tube. The bacteria contain a frameshift mutation on the histinol-dehydrogenase gene and require histidin in order to grow. Mutagenic aromatic amines can cause the bacteria to mutate to His+ and they can then grow
15 on the nutrient medium. The number of colonies after incubation therefore give a quantitative measure of the ability of the added compound to cause mutation. In all trials spontaneous mutations take place in the absence of a mutagen. These provide a measure of "background" mutation.

20 OPD is not a direct mutagen, it must first be activated by the liver enzyme system P450. All trials were therefore carried out both with and without the addition of "S9 - mix" from the livers of rats, this contains the P450 system. 0.5 ml of "59 - mix" was added to each test -
25 tube. The criteria for mutation are that increasing concentrations of the compound under investigation give a marked increase in the number of His+ mutants. The results of these trial are given in figure 7-11. It may be seen from this figure that only OPD has mutagenic properties.

30

EXAMPLE 4Dyeing effect of dye precursors of the invention

The permanent oxidative dyeing effect of different dye precursors using 0.05 mg active enzyme protein *Myceliophthora*
35 *thermophila* laccase (available from Novo Nordisk and described in WO 95/33836) per ml reaction mixture were tested.

The dye precursors tested were:

0.1% w/w 3,4 diamino benzoic acid (DABA) in 0.1 M K-phosphatebuffer, pH 7.0.

5 0.1 % w/w 3,4-diaminobenzoic acid methyl ester (DABA-Me) in 0.1 M K-phosphatebuffer, pH 7.0.

Modifier used:

10 0.1 % w/w m-phenylenediamine (MPD) in 0.1 M K-phosphatebuffer, pH 7.0.

Dye precursor solutions were prepared by mixing the indicated modifier so that the final concentration in the dyeing solution was 0.1 % w/w with respect to dye precursor (i.e. 15 substrate of the invention) and 0.1 % w/w with respect to modifier.

Hair dyeing

20 1 gram 6" De Meo Virgin natural white hair tresses (De Meo Brothers Inc. USA) were used.

4 ml dye precursor solution (including modifier) was mixed with 1 ml laccase on a Whirley mixer, applied to the hair tresses and incubated at 30°C for 30 minutes.

25 The hair tresses were then rinsed with running water, washed with shampoo, rinsed with water, combed, and air dried.

a*, b* and L* were determined on the Chroma Meter and ΔE^* was then calculated as described below.

Hair tress samples treated without enzyme were used as a blind.

30 The result of the test is shown in Table 6.

Table 6

	DABA and DABA-Me with/without MPD				Assessment
0.1%w/w dye precursor/modifier	ΔL	Δa	Δb	ΔE	

DABA	-4.27	-0.63	-2.55	5.01	no colour
DABA + MPD	-23	-2.21	-18.29	29.47	grayish
DABA-Me	-7.58	6.53	-2.14	10.23	light orange
DABA-Me + MPD	-32.31	2.35	-25.07	40.96	grayish violet

Assessment of the hair colour

The quantitative colour of the hair tresses was determined on a Minolta CR200 Chroma Meter by the use the parameters L* ("0"=black and "100"=white), a* ("- "=green and "+ "=red) and b* ("- " blue and "+ " yellow).

ΔL^* , Δa^* and Δb^* are the delta values of L*, a* and b* respectively compared to L*, a* and b* of untreated hair (e.g. $\Delta L^* = L^*_{\text{sample}} - L^*_{\text{untreated hair}}$).

ΔE^* was calculated as $\Delta E^* = \text{square root}(\Delta L^{*2} + \Delta a^{*2} + \Delta b^{*2})$ and is an expression for the total quantitative colour change.

EXAMPML E 5

Dyeing effect of DAB-Me and various modifiers

Using the procedure described in Example 4 the permanent dyeing effect of the dye precursor (i.e. substrates) DABA-Me with various modifiers were tested, except that 0.2 % w/w dye precursor and 0.2 % modifier were used.

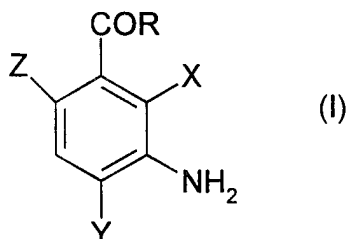
Table 2

0.2% DABA-Me and 0.2% w/w modifier	ΔL^*	Δa^*	Δb^*	ΔE^*	Assessment
4-chlor-resorcinol	-22.36	1.19	-6.28	23.26	Gray-green
5-amino-o-cresol	-14.1	5.69	-2.1	15.35	light orange
m-phenylene-diamine	-33.25	2.17	-23.71	40.9	Grey (Bluish)
pyrogallol	-29.47	5.74	-7.69	30.99	Brown
4-methoxy-1,3-phenyl- enediamine	-39.24	2.33	-19.73	43.98	Brown-gray/ black

As can be seen the keratinous fibers can be dyed using DABA-Me and a modifier.

PATENT CLAIMS

1. A substrate, which develops colour on oxidation
characterized by the inclusion of an amino benzoic acid
5 compound with the general formula 1



wherein

- 10 R is an amino, mono - or a distributed amino or OR',
where R is H, alkyl, alkenyl, alkynyl, halogenalkyl,
nitro, benzyl, phenyl or substituted phenyl,
X, Y and Z may each independently be hydrogen alkyl,
alkenyl, alkynyl, halogenalkyl, nitro, benzyl, phenyl,
15 substituted phenyl, amino, hydroxy or mercapto with the
proviso that at least one of the groups X, Y and Z is an
amino group or an salt thereof.

2. The substrate according to claim 1, wherein R' is a
20 methyl, ethyl or isopropyl ester.

3. The use of amino benzoic acid compounds with the
general formula 1 as well as the salt thereof as a colour
producing substrate in analysis based on the use of
25 peroxidase.

4. The use of amino benzoic acid compounds with the general
formula 1 as well as the salt thereof as a colour producing
substrate in hair dyeing compositions as well as for
30 compositions for dyeing of natural and synthetic fibres
including textiles, thread and yarns.

5. Use according to claims 3 or 4 wherein the compound is selected from the group of methyl, ethyl or isopropyl esters of amino benzoic acid.

5 6. Method for quantitative and/or qualitative analysis of a material of biological interest, wherein a peroxidase enzyme together with a marker is bound to the compound of interest, hydrogen peroxide is then converted with a colour producing substrate in the presence of the peroxidase, characterized
10 by the use of a substrate selected from the group made up of amino benzoic acid compounds with the general formula 1 as well as its salts.

7. The method according to claim 8 wherein the compound is
15 selected from the group of methyl, ethyl or isopropyl esters of amino benzoic acid as well as its salts.

8. The method according to claim 6 wherein the peroxidase marker is capable of forming an immunological link to the
20 materiel of biological interest.

9. The method according to claim 6 wherein the materiel of biological interest is an antigen and the marker is an antibody to the antigen.
25

10. Method for producing a colored product wherein the substrate according to claim 1 or 2 is converted by means of an oxidation system.

30 11. The method according to claim 10, wherein the oxidation system comprises an inorganic compound, preferably one of the compound hypochlorite, hypobromite, permanganate, dichromate, or iron as Fe³⁺).

35 12. The method according to claim 10, wherein the oxidation system includes an enzyme and an electron acceptor.

13. The method according to claim 12, wherein the enzyme is a peroxidase and the electron acceptor is hydrogen peroxide or that the enzyme is oxidase and the electron acceptor is oxygen.

5

14. The method according to claim 13, wherein the oxidase is chosen from the group catechol oxidase, laccase and related enzymes o-amino phenoloxidase.

10 15. A composition adapted for dyeing of keratinous fibres, comprising 1) at least one oxidation enzyme, 2) at least one substrate according to any of claims 1 or 2, and optionally 3) at least one modifier.

15 16. The composition according to claim 15, wherein the oxidation enzyme is an oxidoreductase selected from laccases and related enzymes, oxidases or peroxidases.

17. The composition of claim 16, wherein the oxidation enzyme is
20 a laccase, in particular a laccase derived from a strain of *Polyporus* sp., in particular a strain of *P. pinsitus* or *P. versicolor*, a strain of *Myceliophthora* sp., in particular *M. thermophila*, a strain of *Rhizoctonia* sp., in particular *Rh. praticola* or *Rh. solani*, a strain of a *Rhus* sp., in particular
25 *Rhus vernicifera*, or a strain of *Scytalidium*, in particular *S. thermophilum*, a strain of *Pyricularia* sp., in particular *P. oryzae*.

18. A method for dyeing keratinous fibres, comprising contacting
30 the fibers with a composition comprising 1) at least one oxidation enzyme, 2) at least one substrate according to claims 1 or 2, and optionally 3) at least one modifier, for a period of time and under conditions sufficient to permit oxidation of the substrate to a colored compound.

35

19. The method of claim 18, wherein the dyeing is carried out at a pH in the range from 3.0 to 9.0, preferably 4.0 to 8.5, especially 6.0 to 8.0.
- 5 20. The method of claims 18 or 19, wherein the composition is as defined in any of claims 15 to 17.

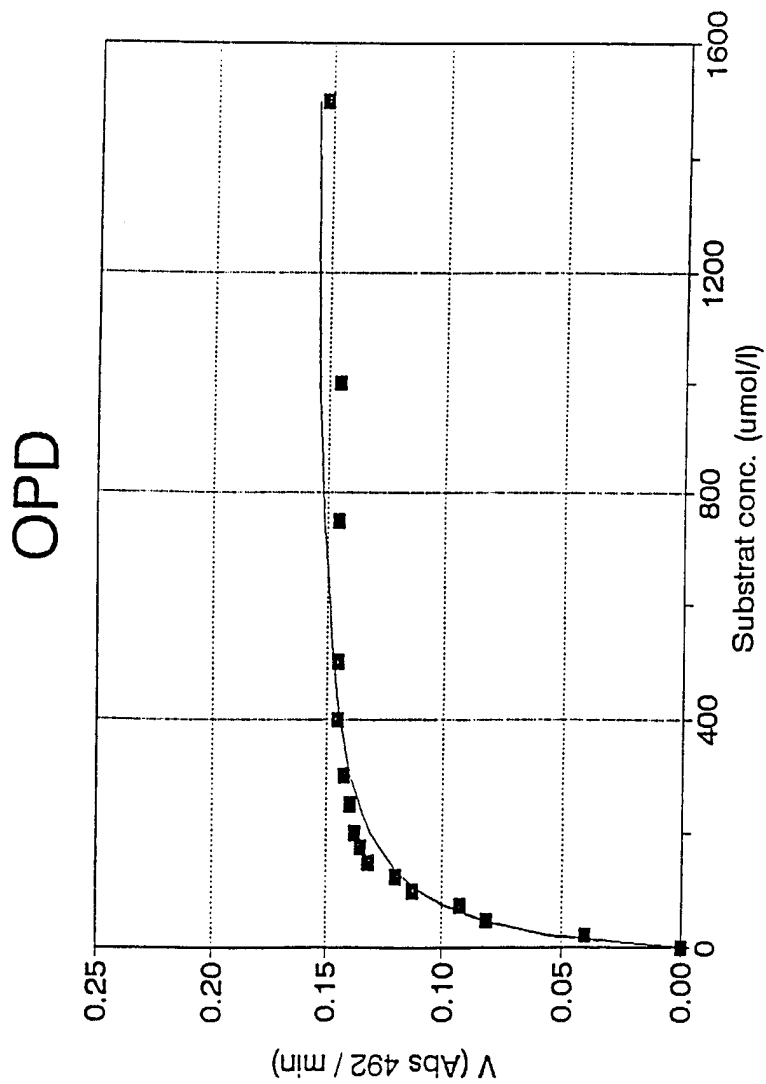


Figure 1

3, 4-DABA

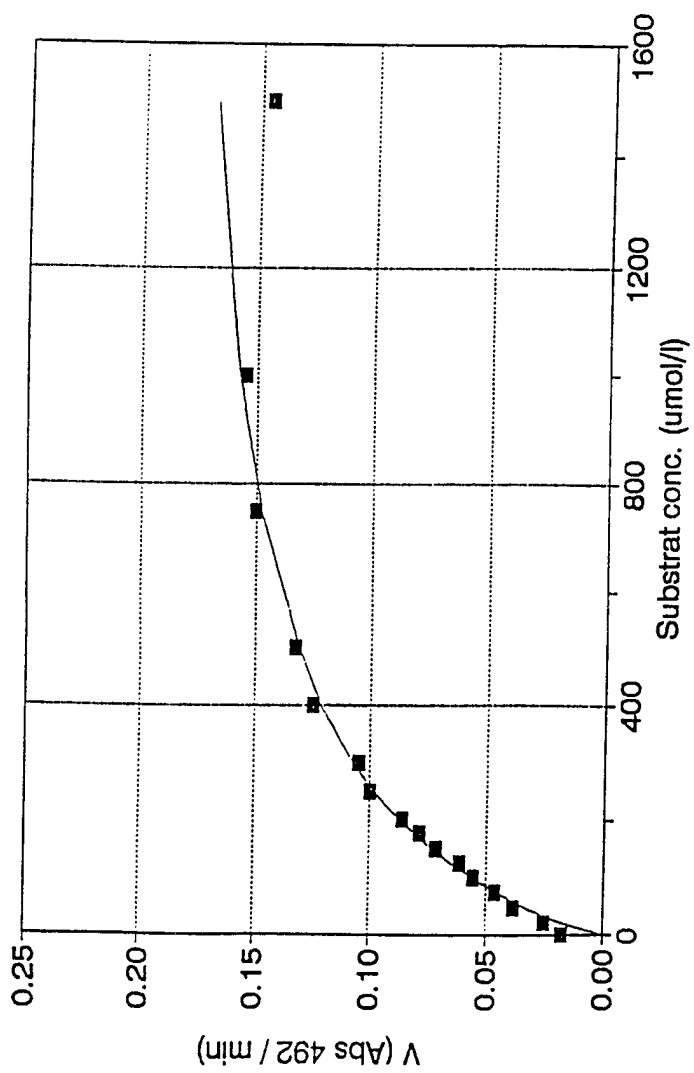


Figure 2

3,4-DABA-Methylester

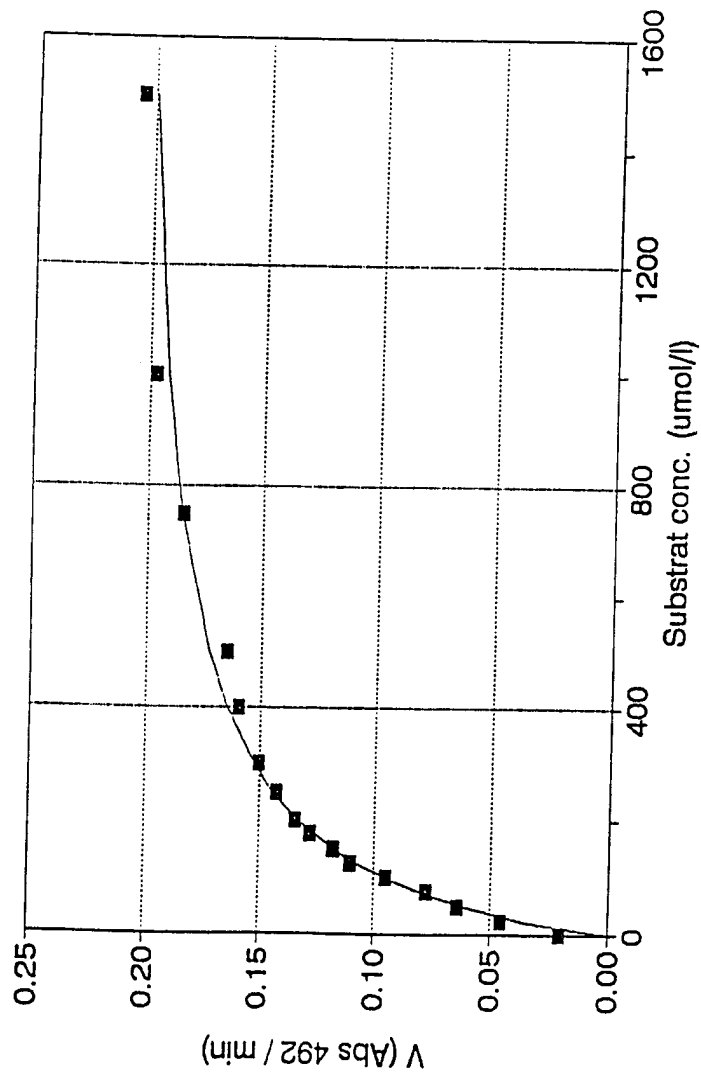


Figure 3

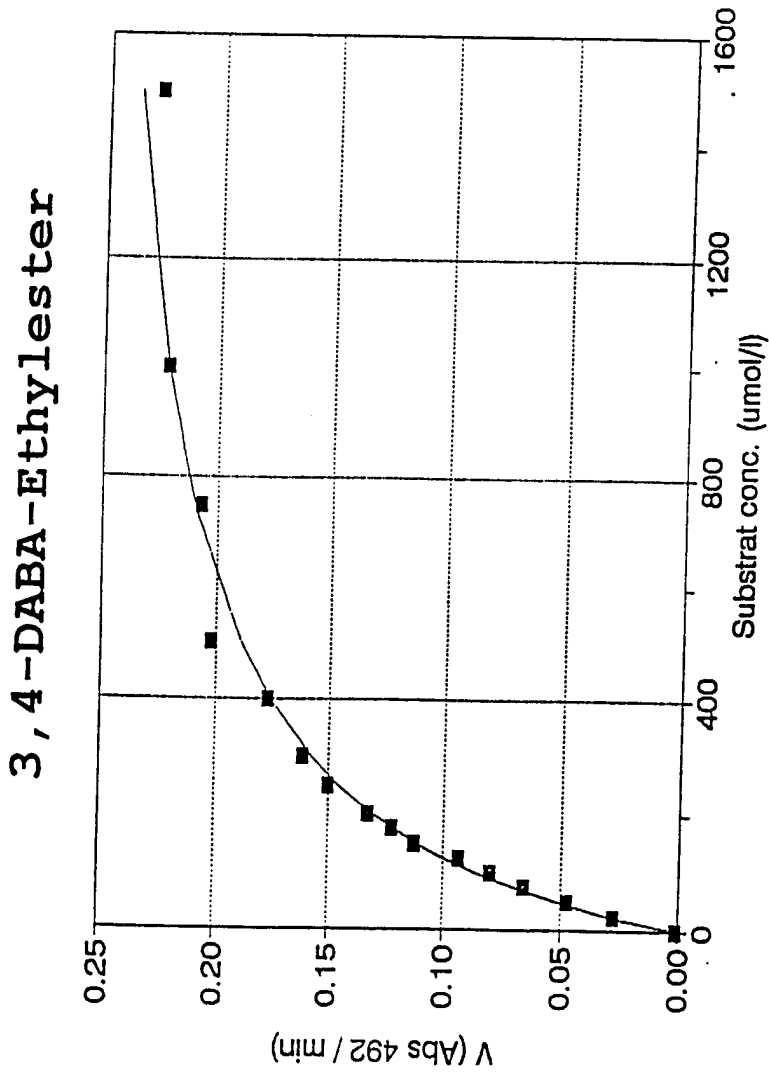


Figure 4

3, 4-DABA-Isopropylester

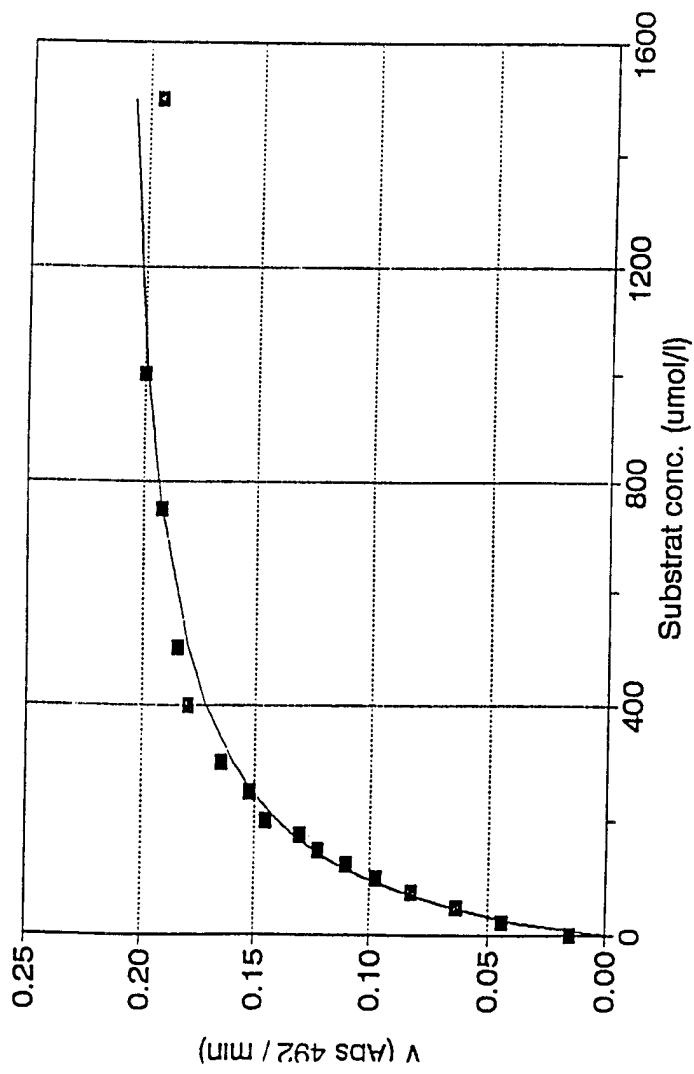


Figure 5

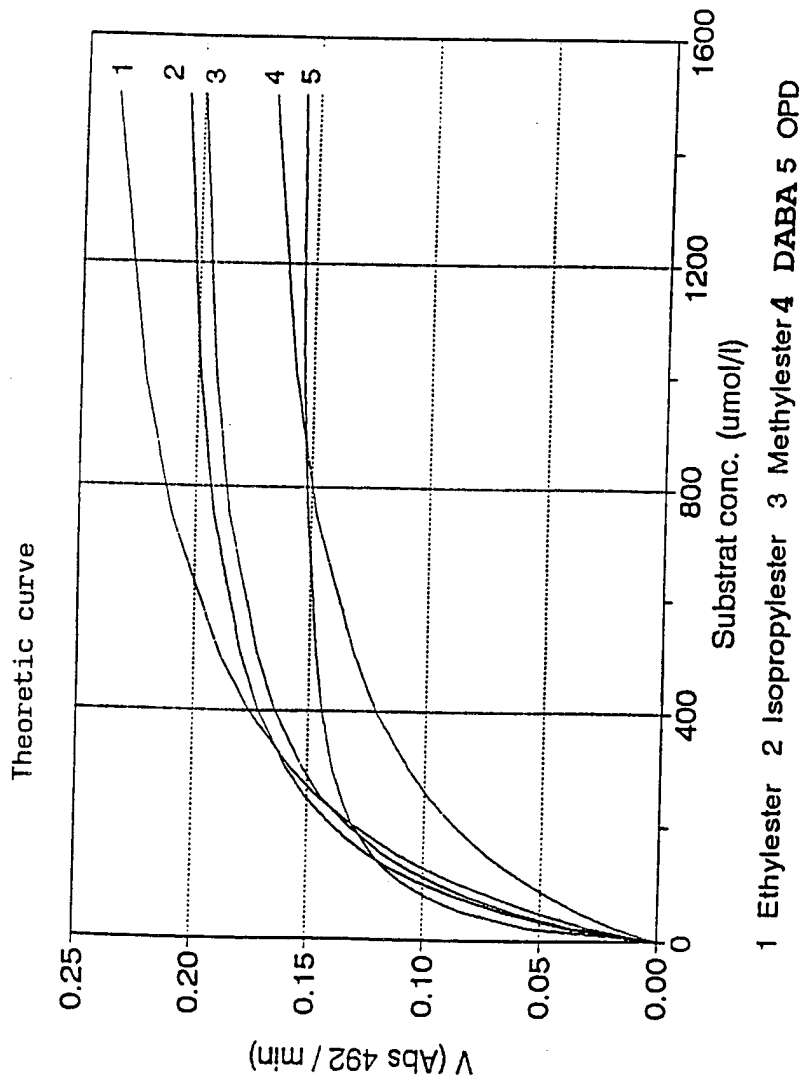


Figure 6




Figure 7

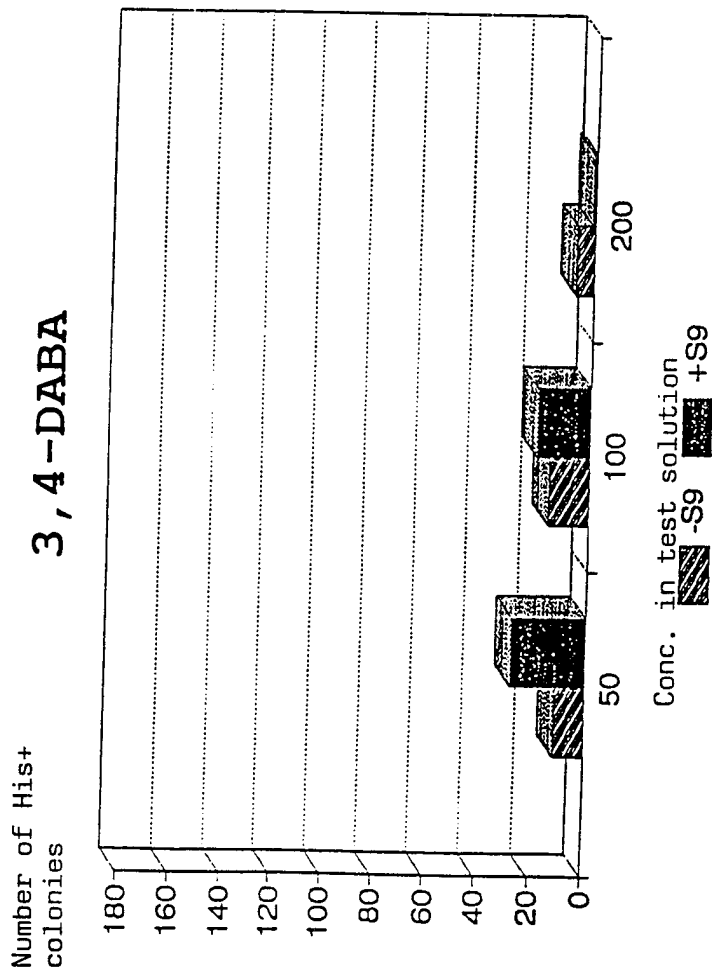


Figure 8

9/11

3,4-DABA-Methylester

Number of His+ colonies

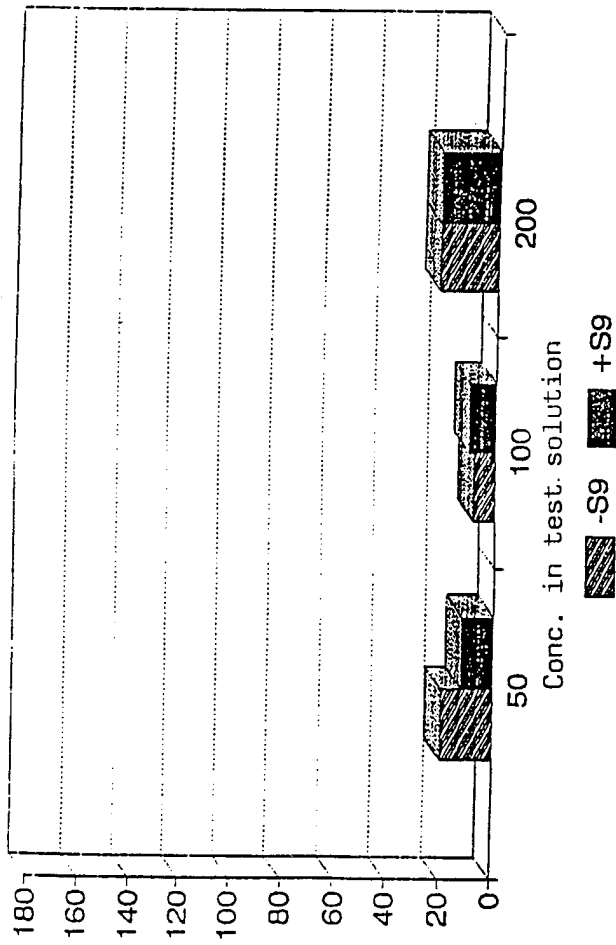


Figure 9

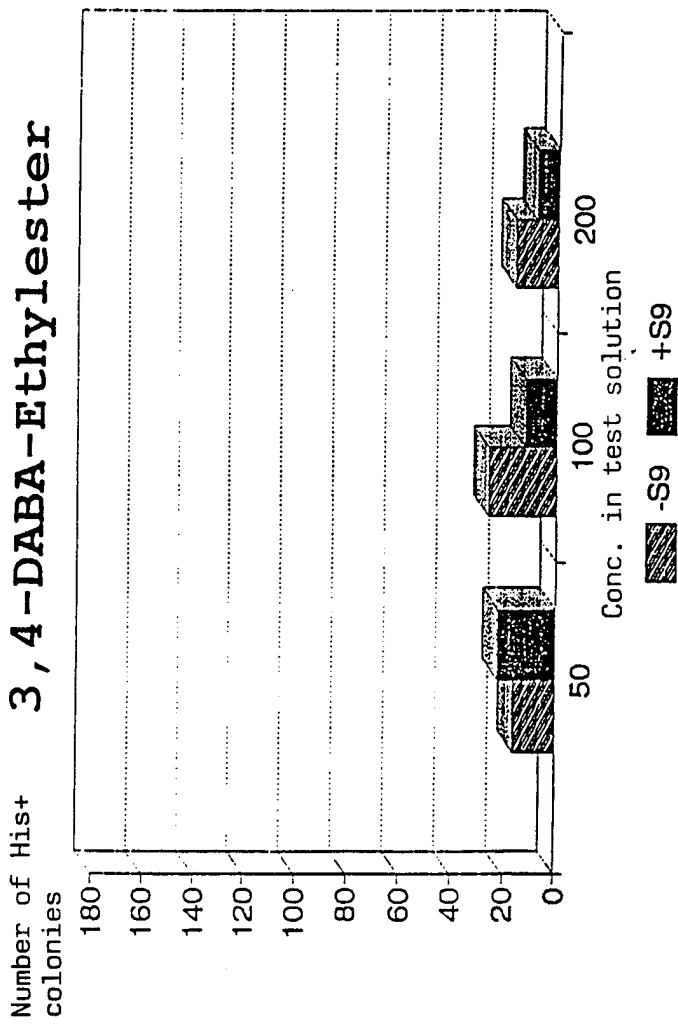


Figure 10

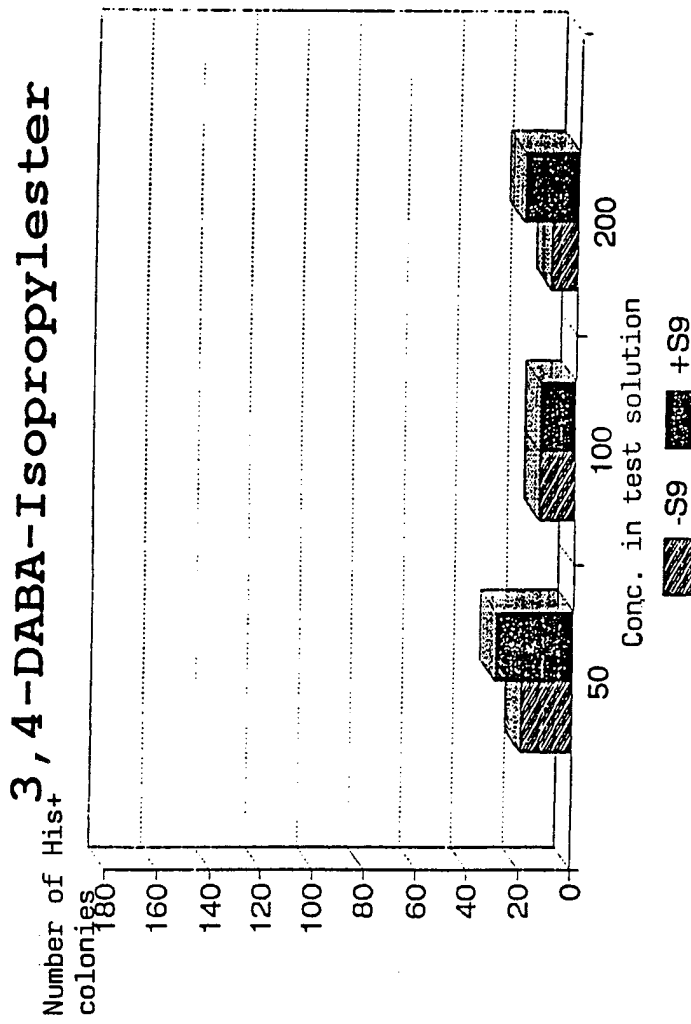


Figure 11

INTERNATIONAL SEARCH REPORT

International application No.

PCT/DK 97/00435

A. CLASSIFICATION OF SUBJECT MATTER		
IPC6: A61K 7/13, C09B 17/02, G01N 35/535, D06P 1/32 According to International Patent Classification (IPC) or to both national classification and IPC		
B. FIELDS SEARCHED		
Minimum documentation searched (classification system followed by classification symbols)		
IPC6: A61K		
Documentation searched other than minimum documentation to the extent that such documents are included in the fields searched		
SE,DK,FI,NO classes as above		
Electronic data base consulted during the international search (name of data base and, where practicable, search terms used)		
WPI, CASONLINE		
C. DOCUMENTS CONSIDERED TO BE RELEVANT		
Category*	Citation of document, with indication, where appropriate, of the relevant passages	Relevant to claim No.
A	WO 9719999 A1 (NOVO NORDISK A/S), 5 June 1997 (05.06.97) ---	1-20
A	EP 0504005 A1 (PERMA SOCIETE ANONYME), 16 Sept 1992 (16.09.92) ---	1-20
A	US 3251742 A (SAUL SOLOWAY), 17 May 1966 (17.05.66) ---	1-20
A	DE 291094 A5 (VEB FILMFABRIK WOLFEN, FOTOCHEMISCHES KOMBINAT), 20 June 1991 (20.06.91) ---	1-20
<input checked="" type="checkbox"/> Further documents are listed in the continuation of Box C. <input checked="" type="checkbox"/> See patent family annex.		
* Special categories of cited documents: "A" document defining the general state of the art which is not considered to be of particular relevance "B" earlier document but published on or after the international filing date "L" document which may throw doubts on priority claim(s) or which is cited to establish the publication date of another citation or other special reason (as specified) "O" document referring to an oral disclosure, use, exhibition or other means "P" document published prior to the international filing date but later than the priority date claimed		"T" later document published after the international filing date or priority date and not in conflict with the application but cited to understand the principle or theory underlying the invention "X" document of particular relevance: the claimed invention cannot be considered novel or cannot be considered to involve an inventive step when the document is taken alone "Y" document of particular relevance: the claimed invention cannot be considered to involve an inventive step when the document is combined with one or more other such documents, such combination being obvious to a person skilled in the art "&" document member of the same patent family
Date of the actual completion of the international search		Date of mailing of the international search report
16 January 1998		21 -01- 1998
Name and mailing address of the ISA/ Swedish Patent Office Box 5055, S-102 42 STOCKHOLM Facsimile No. +46 8 666 02 86		Authorized officer Solveig Gustavsson Telephone No. +46 8 782 25 00

INTERNATIONAL SEARCH REPORT

International application No.

PCT/DK 97/00435

C (Continuation). DOCUMENTS CONSIDERED TO BE RELEVANT		
Category*	Citation of document, with indication, where appropriate, of the relevant passages	Relevant to claim No.
E	WO 9737633 A1 (NOVO NORDISK A/S), 16 October 1997 (16.10.97), claim 4, (2,3- diaminobenzoic acid) claims 6-9 ----- -----	1-20

INTERNATIONAL SEARCH REPORT

International application No.

PCT/DK97/00435

Box I Observations where certain claims were found unsearchable (Continuation of Item 1 of first sheet)

This international search report has not been established in respect of certain claims under Article 17(2)(a) for the following reasons:

- 1. Claims Nos.:
because they relate to subject matter not required to be searched by this Authority, namely:

- 2. Claims Nos.: 1
because they relate to parts of the international application that do not comply with the prescribed requirements to such an extent that no meaningful international search can be carried out, specifically:
Claim 1 is not clear and concise, because of the expressions "substrate" and "distributed amino" and the presence of two substituents R. The claim has been searched as a dye precursor with formula I, with a mono or "disubstituted amino" and the R on line II as R'.

- 3. Claims Nos.:
because they are dependent claims and are not drafted in accordance with the second and third sentences of Rule 6.4(a).

Box II Observations where unity of invention is lacking (Continuation of Item 2 of first sheet)

This International Searching Authority found multiple inventions in this international application, as follows:

- 1. As all required additional search fees were timely paid by the applicant, this international search report covers all searchable claims.

- 2. As all searchable claims could be searched without effort justifying an additional fee, this Authority did not invite payment of any additional fee.

- 3. As only some of the required additional search fees were timely paid by the applicant, this international search report covers only those claims for which fees were paid, specifically claims Nos.:

- 4. No required additional search fees were timely paid by the applicant. Consequently, this international search report is restricted to the invention first mentioned in the claims; it is covered by claims Nos.:

Remark on Protest

- The additional search fees were accompanied by the applicant's protest.
- No protest accompanied the payment of additional search fees.

INTERNATIONAL SEARCH REPORT
Information on patent family members

07/01/98

International application No.
PCT/DK 97/00435

Patent document cited in search report			Publication date	Patent family member(s)		Publication date
WO	9719999	A1	05/06/97	AU	7622096 A	19/06/97
EP	0504005	A1	16/09/92	AT	121931 T	15/05/95
				CA	2061826 A	09/09/92
				DE	69202290 D,T	09/11/95
				ES	2072720 T	16/07/95
				FR	2673534 A,B	11/09/92
				JP	6172145 A	21/06/94
US	3251742	A	17/05/66	FR	1363462 A	00/00/00
				GB	993923 A	00/00/00
DE	291094	A5	20/06/91	NONE		
WO	9737633	A1	16/10/97	NONE		