



US00D824174S

(12) **United States Design Patent** (10) **Patent No.:** **US D824,174 S**
Altmann et al. (45) **Date of Patent:** **** Jul. 31, 2018**

(54) **TOOTHBRUSH HEAD**
(71) Applicant: **Braun GmbH**, Kronberg (DE)
(72) Inventors: **Niclas Altmann**, Schoeneck (DE);
Anke Renz, Schwalbach (DE); **Bianka
Becker-Salzsäuler**, Liederbach (DE);
Heidrun Schmelcher, Kronberg (DE);
Fritz Schubert, Bad Camberg (DE);
Ulrich Stoerkel, Bad Nauheim (DE)
(73) Assignee: **BRAUN GMBH**, Kronberg (DE)
(**) Term: **15 Years**
(21) Appl. No.: **29/561,313**

D501,605 S * 2/2005 Brown, Jr. D4/101
D509,362 S * 9/2005 Maeda D4/101
D577,199 S * 9/2008 Zhuan D4/101
D579,664 S * 11/2008 Fisher D4/101
D589,256 S * 3/2009 Taylor D4/101
D611,712 S * 3/2010 Stoerkel D4/104
D612,611 S * 3/2010 Brown, Jr. D4/101
D632,894 S * 2/2011 Shigeno D4/101
D652,626 S * 1/2012 Gebski D4/101
D657,565 S * 4/2012 Gebski D4/101
D676,660 S * 2/2013 Crossman D4/101
D688,045 S * 8/2013 Key D4/101
D689,698 S * 9/2013 Dickie D4/101
D703,443 S * 4/2014 Gatzemeyer D4/101
D706,033 S * 6/2014 Dickie D4/101
D724,845 S * 3/2015 Yoshida D4/101
D759,383 S * 6/2016 Watkins D4/101
2009/0007357 A1* 1/2009 Meadows A46B 9/005
15/167.1

(22) Filed: **Apr. 14, 2016**
(51) **LOC (11) Cl.** **04-02**
(52) **U.S. Cl.**
USPC **D4/101**
(58) **Field of Classification Search**
USPC D4/100, 104, 116, 119, 121, 127, 129,
D4/130, 136, 137, 138, 101, 105-112;
D24/133, 152; D28/21, 33, 58, 59,
D30/138, 139
CPC A46B 15/0081; A46B 2200/1026; A46B
3/22; A46B 9/005; A46B 9/026; A46B
9/06; A46B 15/0055; A46B 15/0075
See application file for complete search history.

(Continued)

FOREIGN PATENT DOCUMENTS

CN 304108476 * 4/2017
KR 300878586.0000 * 10/2016
WO WOD093822-001 * 11/2016

Primary Examiner — Caron D Veynar
Assistant Examiner — Katrina N Gonzalez

(57) **CLAIM**

The ornamental design for a toothbrush head or the like, as shown and described.

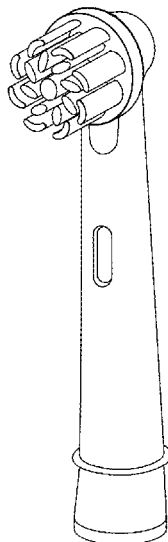
DESCRIPTION

FIG. 1 is a perspective view of a toothbrush head;
FIG. 2 is a front view thereof;
FIG. 3 is a right side view thereof;
FIG. 4 is a rear view thereof;
FIG. 5 is a left side view thereof;
FIG. 6 is a top plan view thereof; and,
FIG. 7 is a bottom view thereof.

1 Claim, 2 Drawing Sheets

(56) **References Cited**
U.S. PATENT DOCUMENTS

D278,481 S * 4/1985 Ditgen D4/104
D361,209 S * 8/1995 Curtis D4/104
D459,892 S * 7/2002 Eliav D4/101
D465,926 S * 11/2002 Eliav D4/101
D480,875 S * 10/2003 De Salvo D4/101
D483,183 S * 12/2003 De Salvo D4/101
D485,439 S * 1/2004 Breit D4/101
D487,636 S * 3/2004 De Salvo D4/101



(56)

References Cited

U.S. PATENT DOCUMENTS

2017/0128178 A1* 5/2017 Schmidt A61C 17/222

* cited by examiner

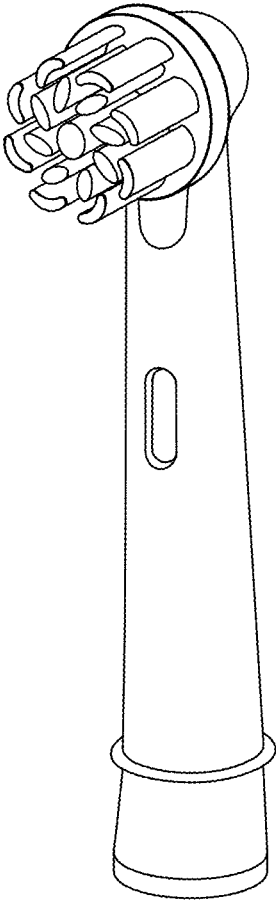


FIG. 1

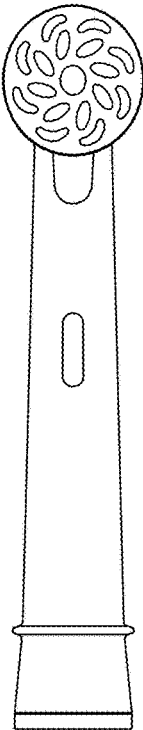


FIG. 2

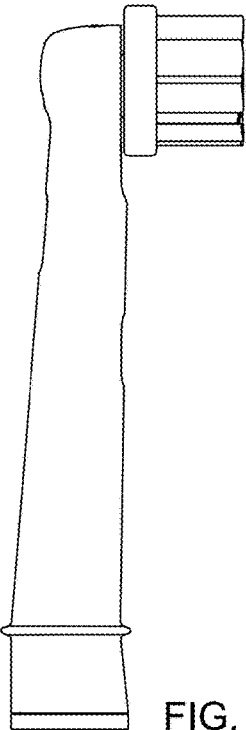


FIG. 3




FIG. 4




FIG. 5

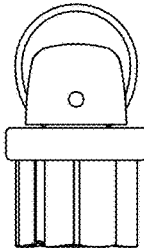


FIG. 6

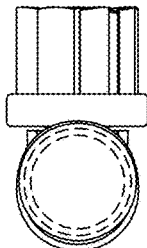


FIG. 7