



US00D400885S

# United States Patent [19] Goto

[11] Patent Number: Des. 400,885

[45] Date of Patent: \*\*Nov. 10, 1998

[54] REMOTE CONTROLLER

[75] Inventor: Teiyu Goto, Tokyo, Japan

[73] Assignee: Sony Corporation, Tokyo, Japan

[\*\*] Term: 14 Years

[21] Appl. No.: 64,034

[22] Filed: Dec. 20, 1996

[51] LOC (6) Cl. .... 14-03

[52] U.S. Cl. .... D14/218

[58] Field of Search ..... D14/217-218,  
D14/299; D13/168; 348/734; 455/151.1,  
151.2, 151.3, 151.4, 152.1, 352-355; 200/331

[56] References Cited

U.S. PATENT DOCUMENTS

D. 342,256	12/1993	Payne et al.	.....	D14/218
D. 346,152	4/1994	Zaugg	.....	D14/218
D. 355,895	2/1995	Soren et al.	.....	D14/218
D. 373,588	9/1996	Bowen, Jr. et al.	.....	D14/218
D. 376,114	12/1996	Seki et al.	.....	D14/218
D. 382,948	8/1997	Veal	.....	D14/218
5,457,448	10/1995	Totsuka et al.	.....	D14/218

Primary Examiner—Ruth McInroy  
Attorney, Agent, or Firm—Foley & Lardner

[57] CLAIM

The ornamental design for a remote controller, as shown and described.

DESCRIPTION

FIG. 1 is a perspective view of a first embodiment of a remote controller showing my new design;  
 FIG. 2 is a top plan view thereof;  
 FIG. 3 is a left side elevational view thereof;  
 FIG. 4 is a front elevational view thereof;  
 FIG. 5 is a bottom plan view thereof;  
 FIG. 6 is a right side elevational view thereof;  
 FIG. 7 is a rear elevational view thereof;  
 FIG. 8 is a perspective view of a second embodiment of a remote controller showing my new design;  
 FIG. 9 is a top plan view of the embodiment of FIG. 8;  
 FIG. 10 is a left side elevational view of the embodiment of FIG. 8;  
 FIG. 11 is a front elevational view of the embodiment of FIG. 8;  
 FIG. 12 is a bottom plan view of the embodiment of FIG. 8;  
 FIG. 13 is a right side elevational view of the embodiment of FIG. 8; and,  
 FIG. 14 is a rear elevational view of the embodiment of FIG. 8.

1 Claim, 6 Drawing Sheets

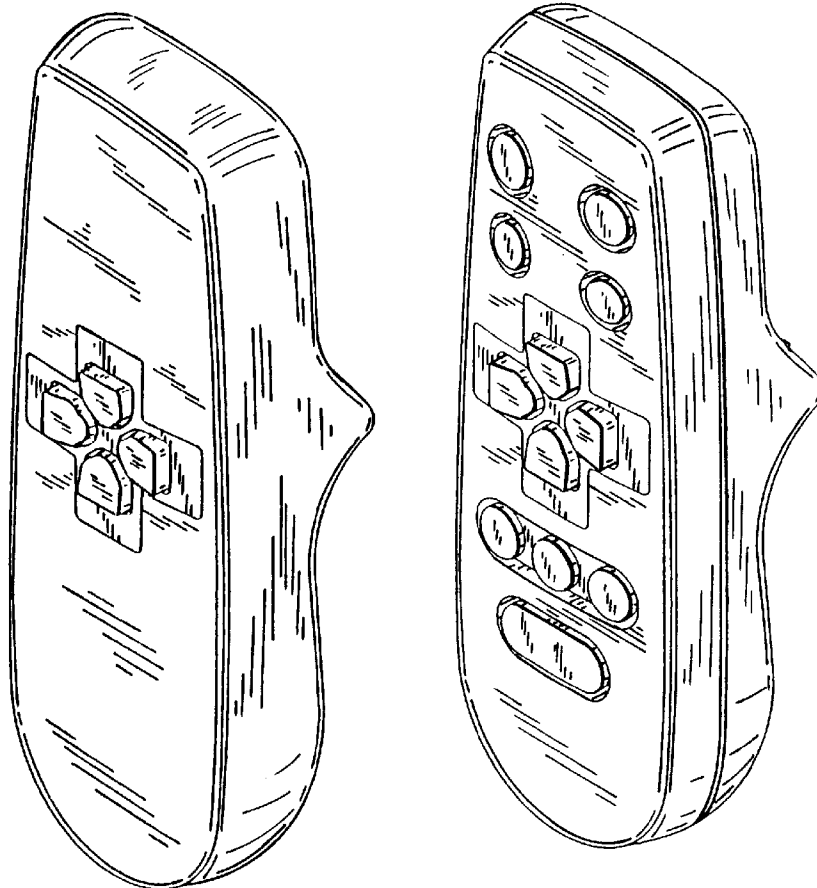


FIG. 1

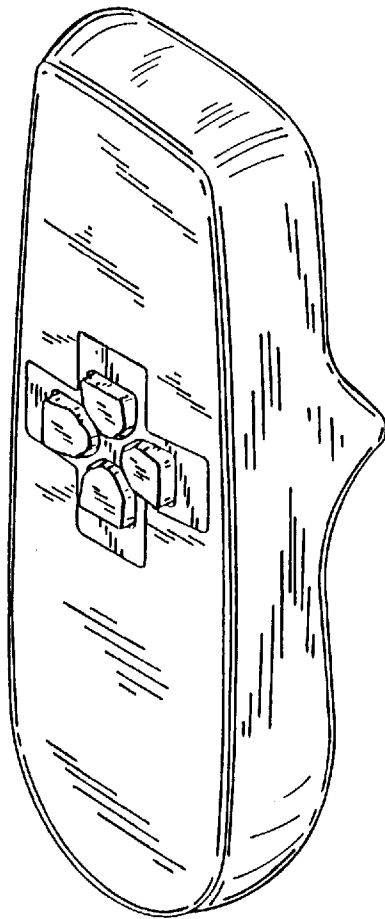


FIG. 2




FIG. 3

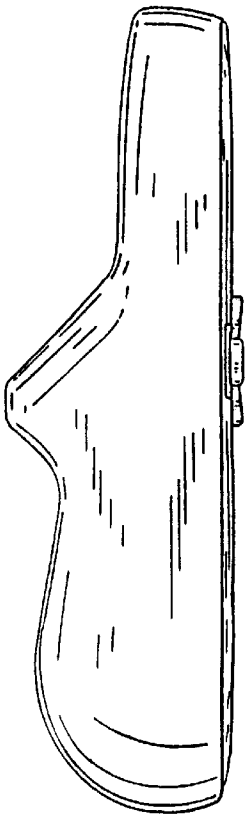


FIG. 6

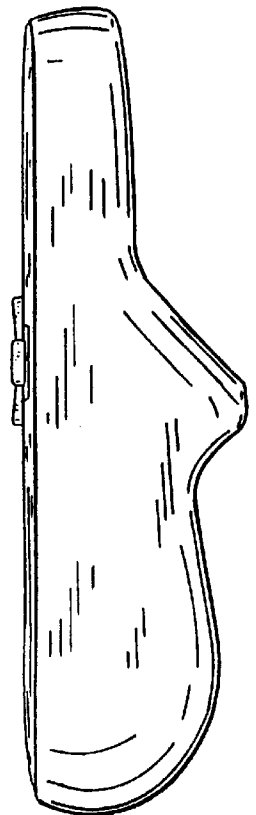


FIG. 5

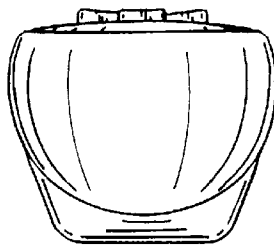


FIG. 4

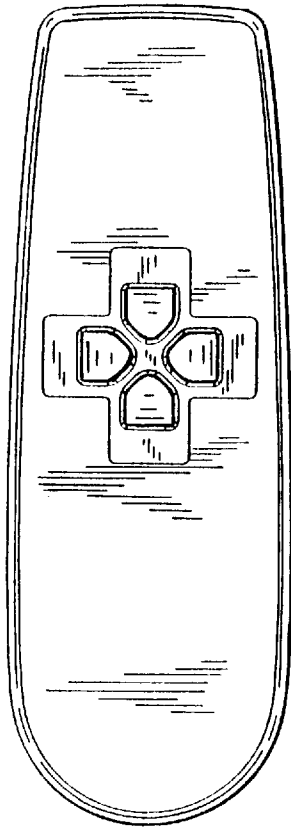


FIG. 7

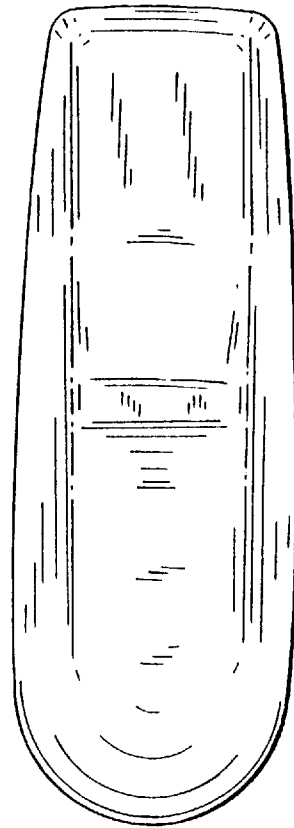


FIG. 8

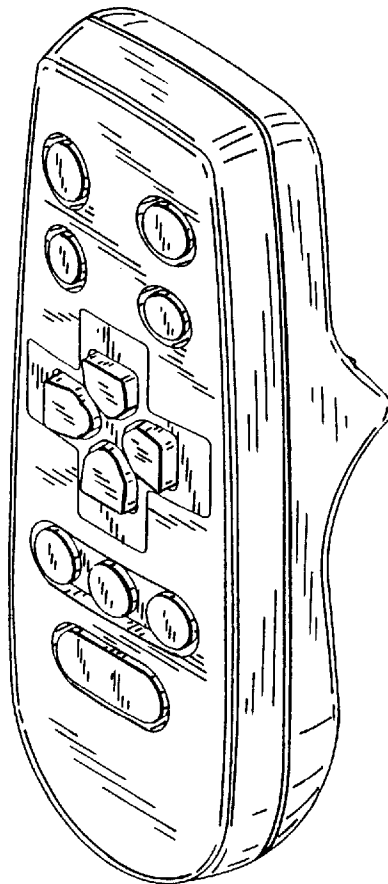


FIG. 9

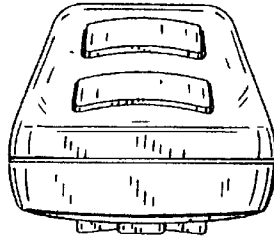


FIG. 10

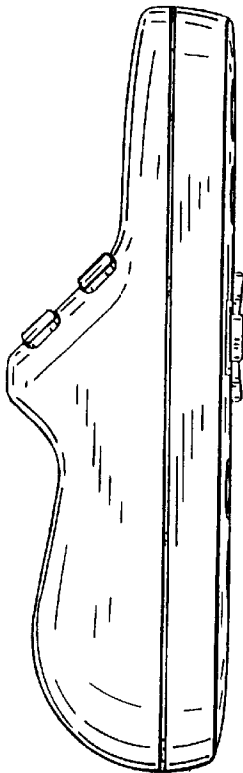


FIG. 13

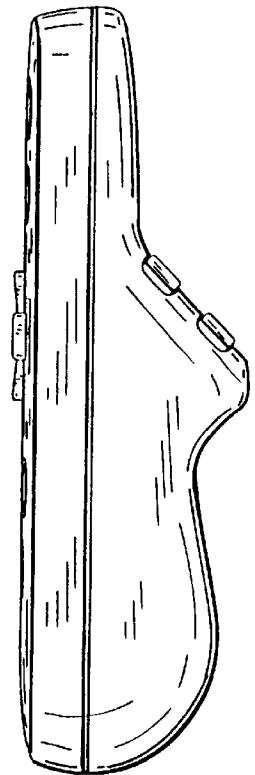


FIG. 12

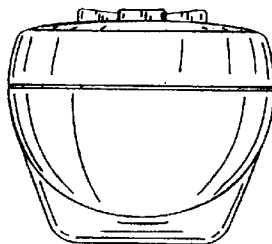


FIG. 11

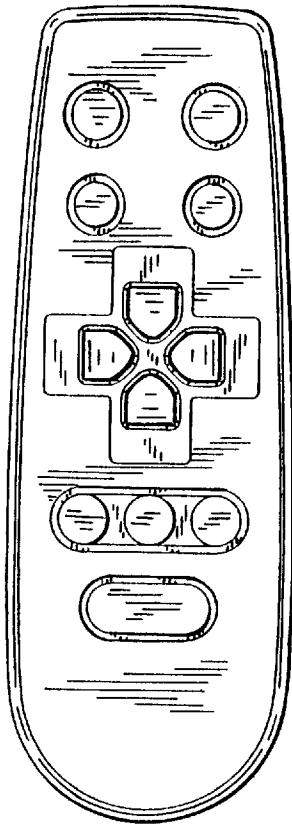



FIG. 14



UNITED STATES PATENT AND TRADEMARK OFFICE  
**CERTIFICATE OF CORRECTION**

PATENT NO. : Des. 400,885  
DATED : November 10, 1998  
INVENTOR(S) : Teiyu GOTO

It is certified that error appears in the above-identified patent and that said Letters Patent is hereby corrected as shown below:

**On the title page:** Item [22] Filed,  
wherein "December 20, 1996", should read --December 13,  
1996--.

**Item [56] Foreign Patent Documents: add-- JP-8-17769 filed  
June 14, 1996--.**

Signed and Sealed this

Fourteenth Day of September, 1999

Attest:



Q. TODD DICKINSON

Attesting Officer

Acting Commissioner of Patents and Trademarks