



US00D403599S

United States Patent [19]
Emmenegger

[11] **Patent Number:** **Des. 403,599**
[45] **Date of Patent:** ****Jan. 5, 1999**

[54] **WATCH**

[75] **Inventor:** **Claude Emmenegger, La**
Chaux-de-Fonds, Switzerland

[73] **Assignee:** **Gucci Timepieces SA, Lengnau,**
Switzerland

[**] **Term:** **14 Years**

[21] **Appl. No.:** **87,039**

[22] **Filed:** **Apr. 24, 1998**

[30] **Foreign Application Priority Data**

Dec. 24, 1997 [XH] Hague Agreement DMA/003963

[51] **LOC (6) Cl.** **10-02**

[52] **U.S. Cl.** **D10/39; D10/30**

[58] **Field of Search** D10/1-40, 122-132;
368/280-282, 276-277, 285

[56] **References Cited**

U.S. PATENT DOCUMENTS

D. 351,799 10/1994 Bulgari D10/39

D. 352,471	11/1994	Besson	D10/39
D. 356,041	3/1995	Bulgari	D10/39
D. 367,429	2/1996	Bulgari	D10/39
D. 389,751	1/1998	Wunderman	D10/32
2,226,138	12/1940	Pristinari	.	
5,601,222	2/1997	Haddad	368/282 X

Primary Examiner—Nelson C. Holtje
Attorney, Agent, or Firm—Sughrue, Mion, Zinn, Macpeak & Seas, PLLC

[57] **CLAIM**

The ornamental design for a watch, as shown.

DESCRIPTION

FIG. 1 is a perspective view of a watch showing my new design;
FIG. 2 is a top plan view thereof;
FIG. 3 is a bottom plan view thereof;
FIG. 4 is a side elevational view of one side thereof;
FIG. 5 is a side elevational view of an opposite side thereof;
FIG. 6 is an end elevational view of one end thereof; and,
FIG. 7 is an end elevational view of an opposite end thereof.

1 Claim, 2 Drawing Sheets




FIG. 1




FIG. 2




FIG. 3




FIG. 4




FIG. 5




FIG. 6

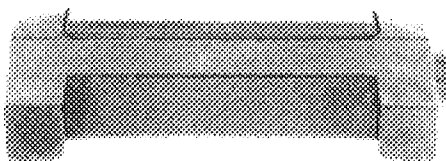


FIG. 7

