



US00D378751S

United States Patent [19]

[11] Patent Number: **Des. 378,751**

Smith

[45] Date of Patent: ****Apr. 8, 1997**

[54] **GRAPHIC DISPLAY CONTROLLER**

Primary Examiner—M. H. Tung
Attorney, Agent, or Firm—Albert C. Smith

[75] Inventor: **Gregory C. Smith**, La Honda, Calif.

[57] CLAIM

[73] Assignee: **Gyration, Inc.**, Saratoga, Calif.

The ornamental design for graphic display controller, as shown and described.

[**] Term: **14 Years**

DESCRIPTION

[21] Appl. No.: **45,441**

[22] Filed: **Oct. 19, 1995**

[52] **U.S. Cl.** **D14/114**

[58] **Field of Search** D14/100, 114;
D13/158; D21/48; 178/18-9; 200/5 R, 5 A,
6 R, 6 A; 213/14 B; 273/148 B, 438; 345/156-67;
74/471 XY

FIG. 1 is a perspective view of the graphic display controller in accordance with the invention;

FIG. 2 is a top plan view of the graphic display controller of FIG. 1;

FIG. 3 is a right side view of the graphic display controller of FIG. 1;

FIG. 4 is a bottom view of the graphic display controller of FIG. 1;

FIG. 5 is a left side view of the graphic display controller of FIG. 1;

FIG. 6 is a front view of the graphic display controller of FIG. 1; and,

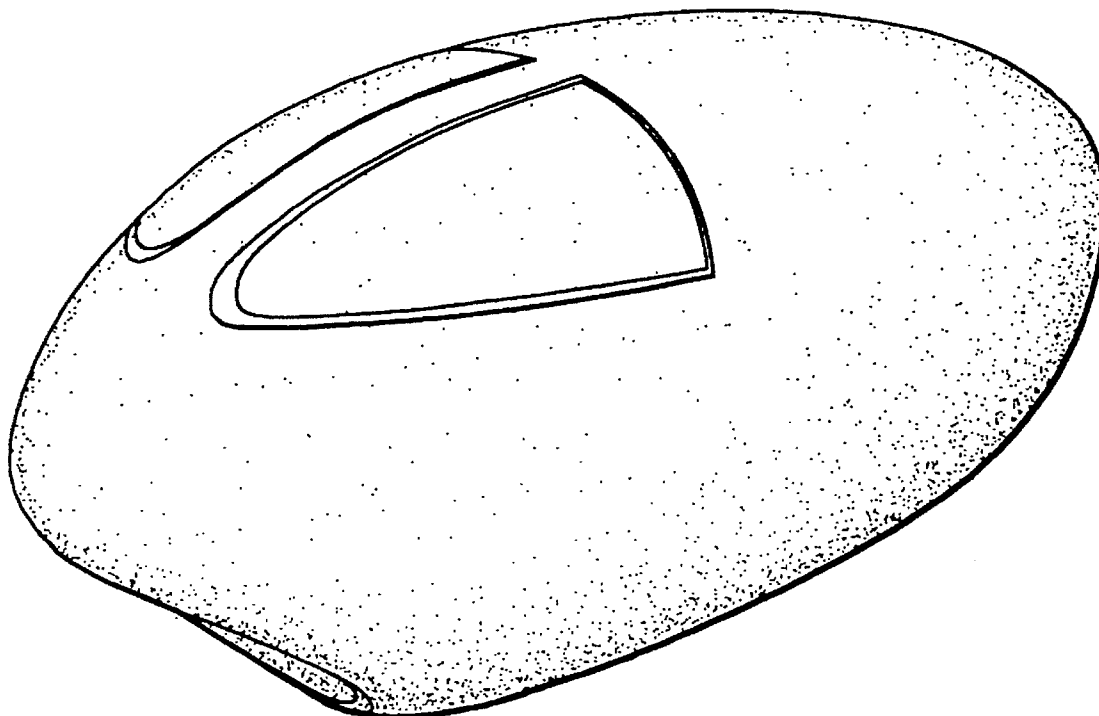
FIG. 7 is a rear view of the graphic display controller of FIG. 1.

[56] References Cited

U.S. PATENT DOCUMENTS

D. 288,569	3/1987	Ida	D14/114
D. 305,649	1/1990	Lin	D14/114
D. 308,967	7/1990	Roth	D14/114
D. 347,833	6/1994	Bisenius et al.	D14/114
D. 350,737	9/1994	Chen	D14/114
D. 361,991	9/1995	Grant	D14/114
5,440,326	8/1995	Quinn	345/156

1 Claim, 3 Drawing Sheets



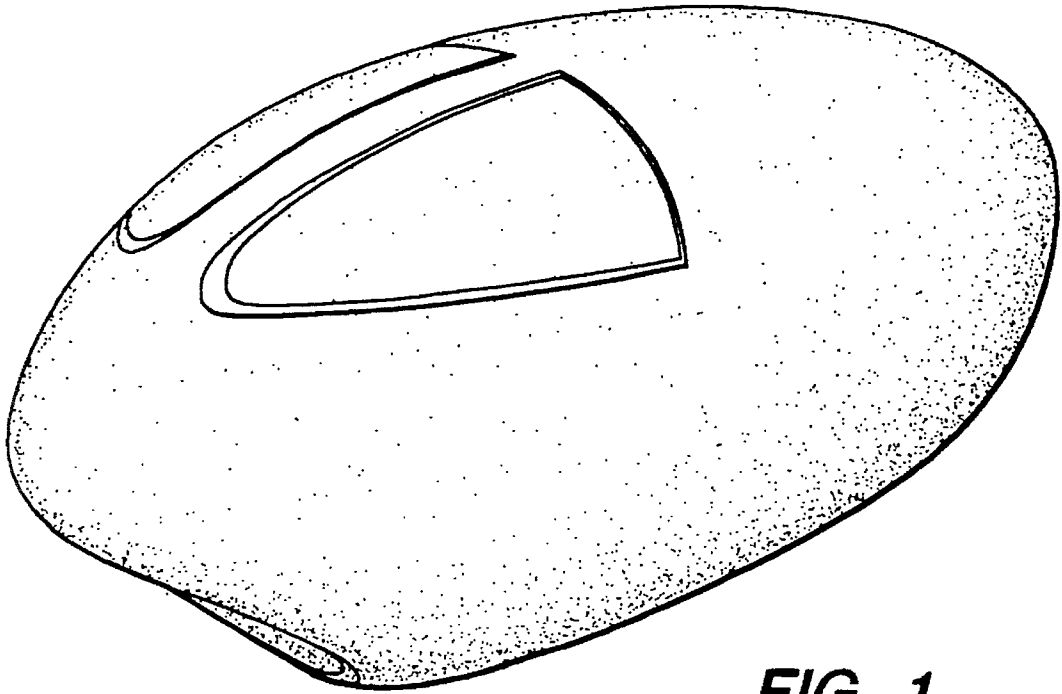


FIG. 1

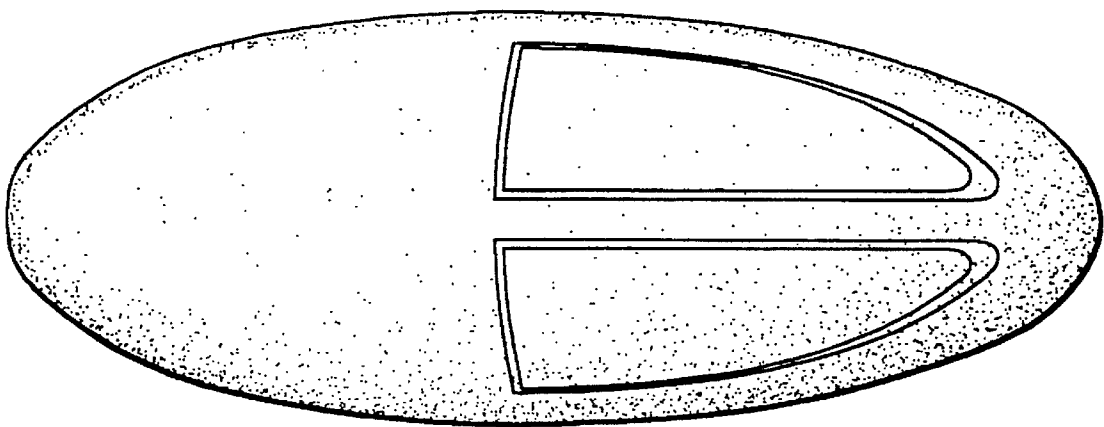


FIG. 2

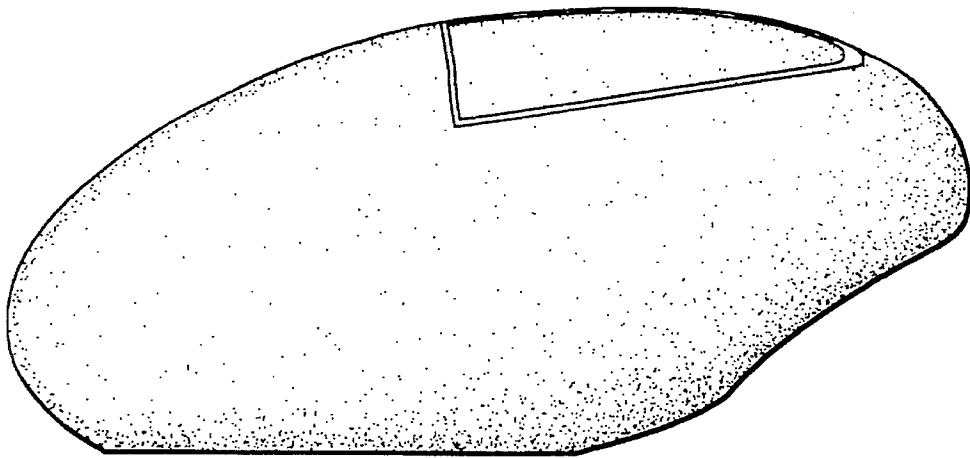


FIG. 3

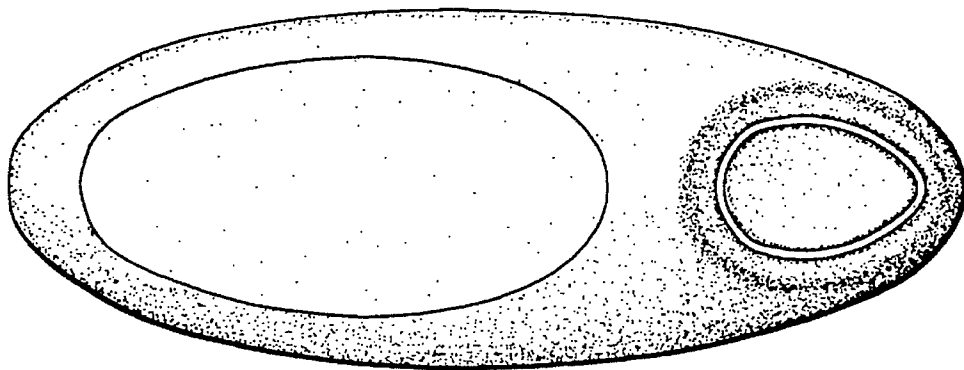


FIG. 4

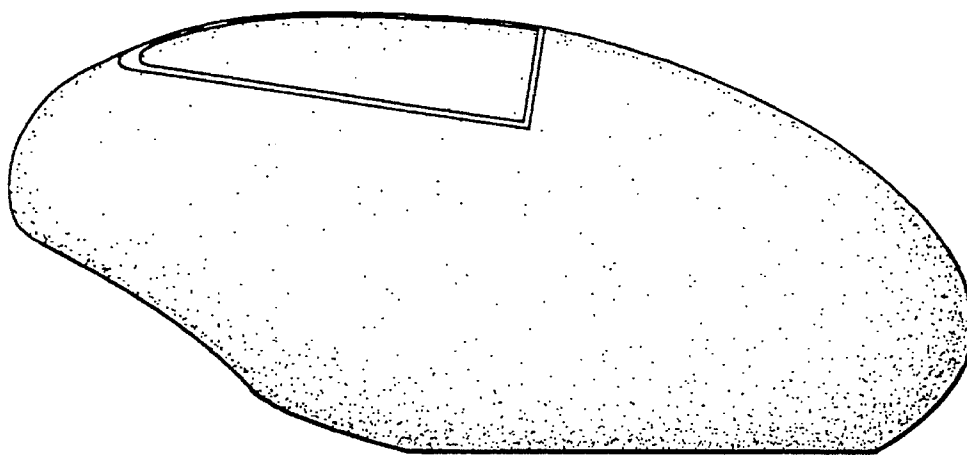


FIG. 5

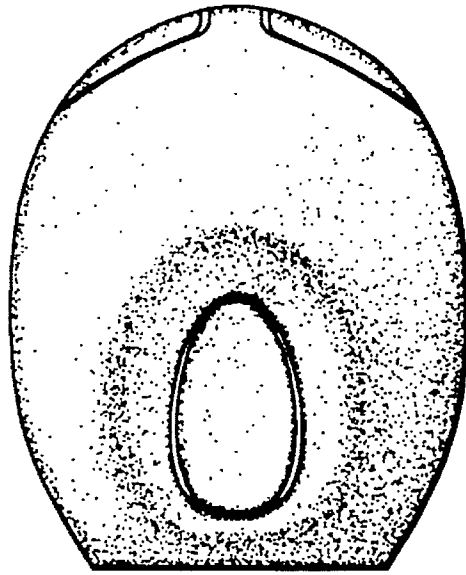


FIG. 6




FIG. 7