



US00D952841S

(12) **United States Design Patent** (10) **Patent No.:** **US D952,841 S**
McElroy et al. (45) **Date of Patent:** **** May 24, 2022**

(54) **SYRINGE HOUSING OF A SYRINGE INJECTION SAFETY DEVICE**

http://www.hscboard.hscni.net/download/PUBLICATIONS/pharmacy_and_medicines_management/clexane_40mg_shortages/AROVI-enoxaparin-sodium-Nov-18-v2-Educational-Materials.pdf (Year: 2018).*

(71) Applicant: **Tech Group Europe Limited**, Dublin (IE)

(Continued)

(72) Inventors: **Terry McElroy**, Dublin (IE); **Karl Healy**, Dublin (IE); **Patrick Dowling**, Dublin (IE)

Primary Examiner — Natasha Vujcic
Assistant Examiner — Gilbert B Ford

(74) *Attorney, Agent, or Firm* — BakerHostetler

(73) Assignee: **Tech Group Europe Limited**, Dublin (IE)

(57) **CLAIM**

The ornamental design for syringe housing of a syringe injection safety device, as shown and described.

(**) Term: **15 Years**

(21) Appl. No.: **29/733,411**

(22) Filed: **May 1, 2020**

DESCRIPTION

(30) **Foreign Application Priority Data**

Nov. 1, 2019 (EM) 007168117

(51) **LOC (13) Cl.** **24-02**

(52) **U.S. Cl.**
USPC **D24/130**

(58) **Field of Classification Search**
USPC D24/129–130, 112–114, 108
(Continued)

FIG. 1 is a top and front perspective view of a syringe housing of a syringe injection safety device in accordance with a first embodiment of our new design;
FIG. 2 is a top and left side perspective view thereof;
FIG. 3 is a top and rear perspective view thereof;
FIG. 4 is a front elevational view thereof and a rear elevational view being identical;
FIG. 5 is a left side elevational view thereof and a right side elevational view being identical;
FIG. 6 is a top plan view thereof;
FIG. 7 is a bottom plan view thereof;
FIG. 8 is an enlarged fragmentary view of a portion of the syringe housing shown in FIGS. 2 and 3;
FIG. 9 is an enlarged fragmentary view of a portion of the syringe housing shown in FIG. 4;
FIG. 10 is a front elevational view of a syringe housing of a syringe injection safety device in accordance with a second embodiment of our new design;
FIG. 11 is a rear elevational view of FIG. 10;
FIG. 12 is a left side elevational view of FIG. 10;
FIG. 13 is a right side elevational view of FIG. 10;
FIG. 14 is a top plan view of FIG. 10;
FIG. 15 is a bottom plan view of FIG. 10;
FIG. 16 is an enlarged fragmentary view of a portion of the syringe housing shown in FIG. 11;
FIG. 17 is an enlarged fragmentary view of a portion of the syringe housing shown in FIG. 12; and,

(Continued)

(56) **References Cited**

U.S. PATENT DOCUMENTS

5,201,720 A 4/1993 Borgia et al.
5,549,558 A * 8/1996 Martin A61M 5/3271
604/110

(Continued)

FOREIGN PATENT DOCUMENTS

AU 6719198 A 9/1998
AU 759448 B2 4/2003

(Continued)

OTHER PUBLICATIONS

AROVI® and ROVI Biotech Ltd, ROVI Biotech Limited catalog, [Post date: Nov. 2018], [Site seen Dec. 30, 2021] Seen at URL:

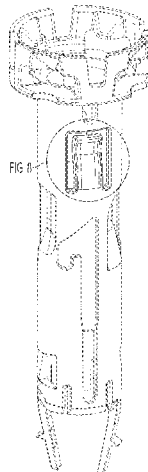


FIG. 18 is an enlarged perspective fragmentary view the portion of the syringe housing shown in FIGS. 16 and 17. The broken lines in the drawings illustrate portions of the syringe housing of a syringe injection safety device and form no part of the claimed design.

1 Claim, 16 Drawing Sheets

(58) **Field of Classification Search**
 CPC A61M 5/3137; A61M 5/3271; A61M 2005/3261; A61M 5/3151
 See application file for complete search history.

(56) **References Cited**

U.S. PATENT DOCUMENTS

5,562,626	A	10/1996	Sanpietro
6,159,184	A	12/2000	Perez et al.
6,186,980	B1	2/2001	Brunel
6,319,233	B1	11/2001	Jansen et al.
6,319,234	B1	11/2001	Restelli et al.
6,344,032	B1	2/2002	Perez et al.
6,585,702	B1	7/2003	Brunel
6,613,022	B1	9/2003	Doyle
6,616,639	B2	9/2003	Gagnieux et al.
6,623,459	B1	9/2003	Doyle
6,626,864	B2	9/2003	Jansen et al.
6,679,864	B2	1/2004	Gagnieux et al.
6,685,676	B2	2/2004	Jansen et al.
6,692,470	B2	2/2004	Sanpietro
6,719,730	B2	4/2004	Jansen et al.
6,852,096	B1	2/2005	Pouget et al.
6,918,889	B1	7/2005	Brunel
6,945,960	B2	9/2005	Barker et al.
6,966,898	B1	11/2005	Pouget et al.
6,976,976	B2	12/2005	Doyle
7,004,929	B2	2/2006	McWethy et al.
7,041,085	B2	5/2006	Perez et al.
7,097,636	B2*	8/2006	Pessin A61M 5/326 604/232
7,101,355	B2	9/2006	Doyle
7,118,552	B2	10/2006	Shaw et al.
7,220,247	B2	5/2007	Shaw et al.
7,300,420	B2	11/2007	Doyle
7,429,256	B2	9/2008	Chevallier et al.
7,455,661	B2	11/2008	Barrelle et al.
7,500,964	B2	3/2009	Shaw et al.
7,521,022	B2	4/2009	Konrad
7,530,966	B2	5/2009	Woehr et al.
7,544,180	B2	6/2009	Woehr
7,582,073	B2	9/2009	Barrelle et al.
7,662,131	B2	2/2010	Rimlinger et al.
7,678,086	B2	3/2010	Chevallier
7,682,344	B2	3/2010	Barrelle
7,824,379	B2	11/2010	Doyle
7,845,056	B2	12/2010	Chevallier
7,850,661	B2	12/2010	Chevallier et al.
7,875,006	B2	1/2011	Pessin
7,938,808	B2	5/2011	Pessin
7,959,740	B2	6/2011	Chevallier
7,963,949	B2	6/2011	Chevallier et al.
8,070,741	B2	12/2011	Barrelle et al.
8,099,845	B2	1/2012	Chevallier
8,118,787	B2	2/2012	Chevallier et al.
8,127,416	B2	3/2012	Chevallier
8,192,407	B2	6/2012	Pessin
8,231,571	B2	7/2012	Chevallier et al.
8,235,967	B2	8/2012	Chevallier et al.
8,241,255	B2	8/2012	Doyle

8,308,696	B2	11/2012	Chevallier
8,337,467	B2	12/2012	Rimlinger et al.
8,419,682	B2	4/2013	Woehr et al.
D690,008	S *	9/2013	Wang D24/130
8,603,043	B2	12/2013	Chevallier
8,617,105	B2	12/2013	Chevallier et al.
8,758,296	B2	6/2014	Woehr et al.
8,771,235	B2	7/2014	Chevallier et al.
8,845,595	B2	9/2014	Pessin
8,858,508	B2	10/2014	Lavi et al.
8,900,200	B2	12/2014	Doyle
8,979,794	B2	3/2015	Chevallier
9,022,990	B2	5/2015	Chevallier et al.
9,050,416	B2	6/2015	Feret et al.
9,220,848	B2	12/2015	Chevallier et al.
9,314,575	B2	4/2016	Chevallier
9,375,536	B2	6/2016	Doyle
D765,838	S	9/2016	McGarry et al.
D768,851	S *	10/2016	Rozwadowski D24/130
D768,852	S *	10/2016	Rozwadowski D24/130
9,555,196	B2	1/2017	Chevallier
D802,748	S *	11/2017	Mills D24/112
9,895,496	B2	2/2018	Doyle
10,071,207	B2	9/2018	Chevallier
D848,618	S *	5/2019	Großer D24/130
D919,086	S *	5/2021	Hezkiahu D24/130
D919,800	S *	5/2021	Hezkiahu D24/130
D919,801	S *	5/2021	Hezkiahu D24/130
2002/0095121	A1*	7/2002	Norton A61J 1/2096 604/187
2004/0106905	A1	6/2004	Jansen et al.
2005/0033242	A1	2/2005	Perez et al.
2005/0054987	A1	3/2005	Perez et al.
2006/0184103	A1*	8/2006	Paproski A61J 1/2096 604/86
2011/0160675	A1*	6/2011	Ruan A61M 5/3272 604/198
2013/0123711	A1*	5/2013	Schoonmaker A61M 5/3257 604/198
2014/0039407	A1*	2/2014	Schoonmaker A61M 5/3243 604/198
2017/0203048	A1	7/2017	Chevallier
2020/0179614	A1*	6/2020	McElroy A61M 5/3213
2020/0360624	A1*	11/2020	Hu A61M 5/3293
2020/0405963	A1*	12/2020	Combes A61M 5/3257
2021/0016017	A1*	1/2021	Carrel A61M 5/24

FOREIGN PATENT DOCUMENTS

AU	770373	B2	2/2004
AU	783693	B2	11/2005
AU	2011211438	B2	12/2011
CN	306353783	*	2/2021
CN	306672676	*	7/2021
JP	D1691364	*	8/2021
WO	0076565	A1	12/2000
WO	0130427	A1	5/2001
WO	0130428	A1	5/2001
WO	03077977	A2	9/2003
WO	03082386	A1	10/2003
WO	03084589	A1	10/2003
WO	03090823	A1	11/2003
WO	2004030539	A1	4/2004
WO	2005061032	A1	7/2005

OTHER PUBLICATIONS

BD Preventis Needle Shielding System, BD.com, [Post Date Nov. 12, 2021], [Site seen Dec. 30, 2021], Seen at URL: <https://drugdeliversystems.bd.com/products/safety-and-shielding-systems/preventis-needle-shielding-system> (Year: 2021).*

* cited by examiner

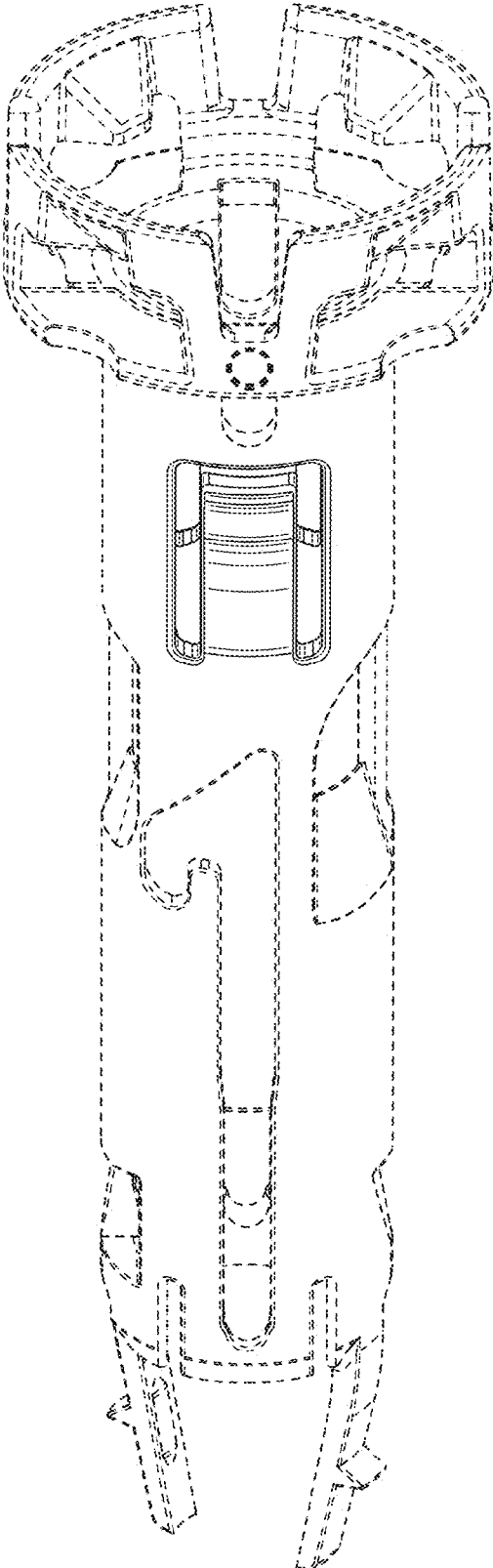


FIG. 1

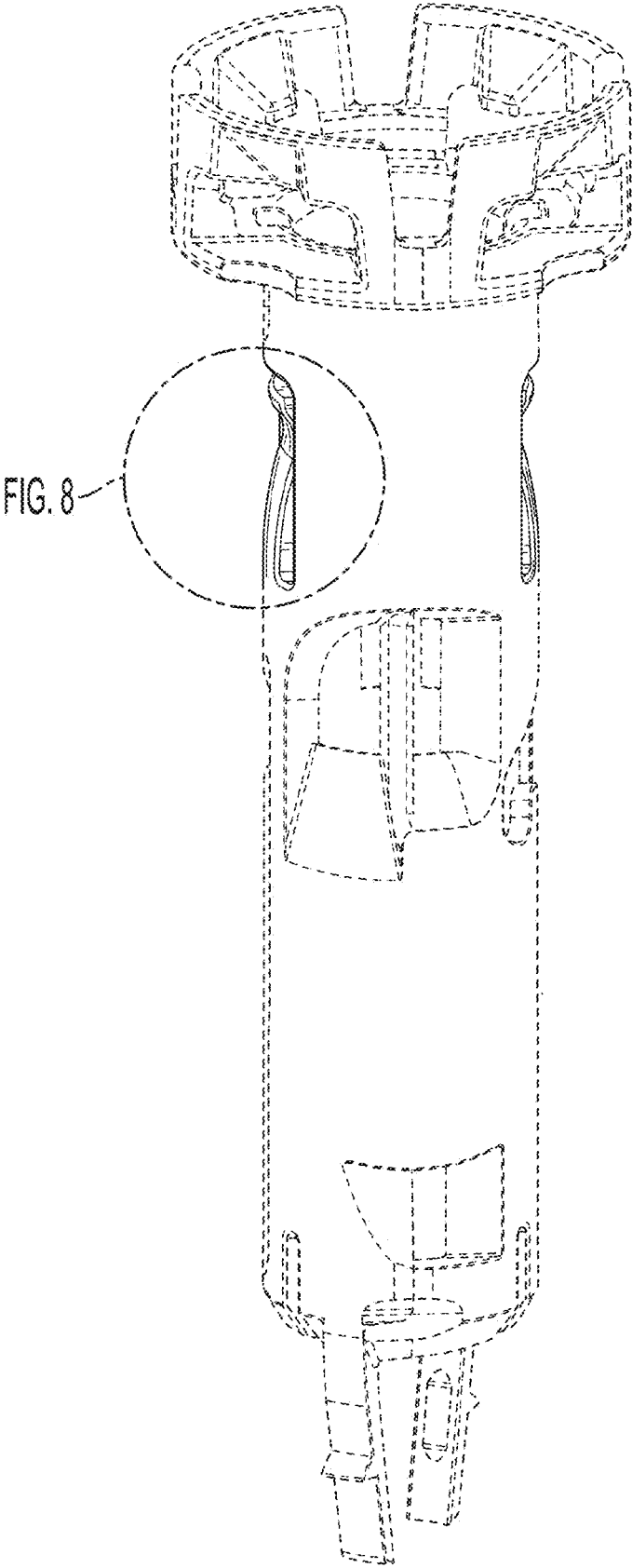


FIG. 2

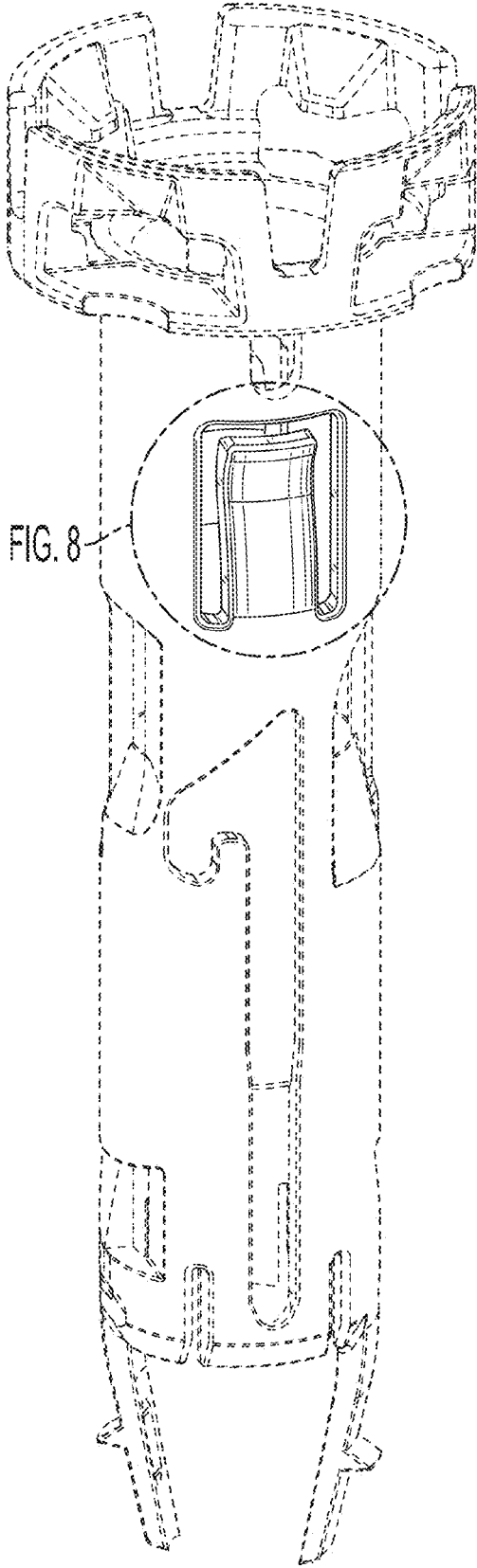


FIG. 3

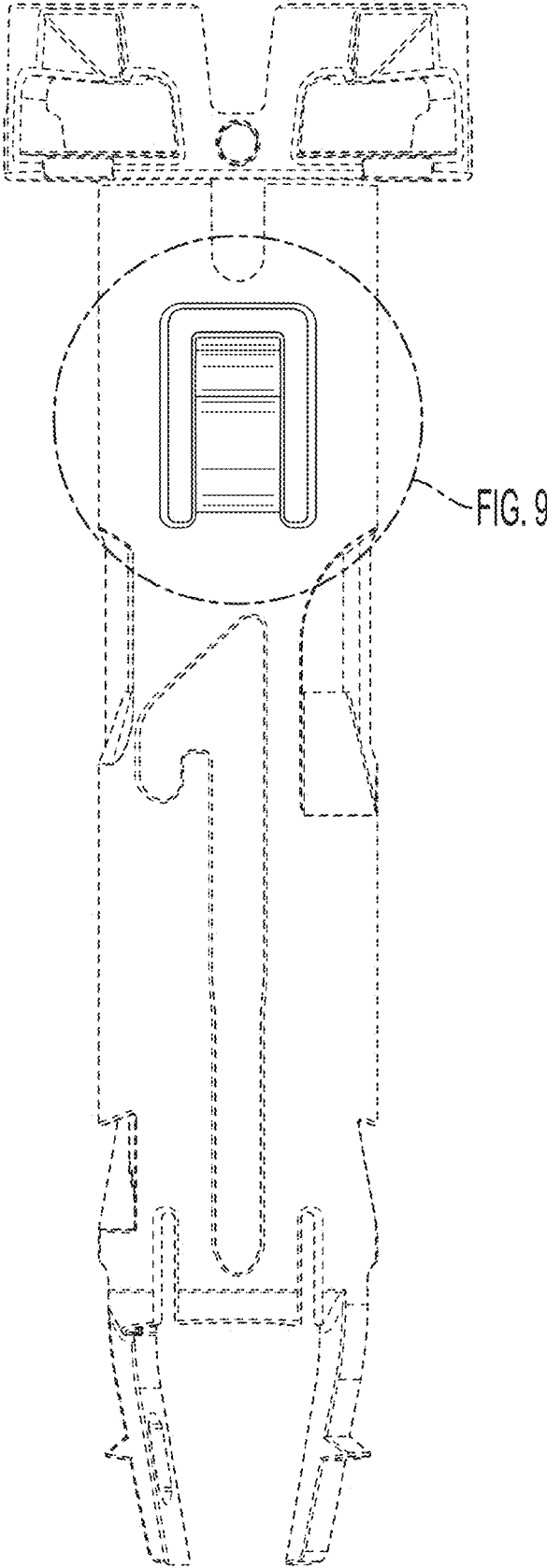


FIG. 4

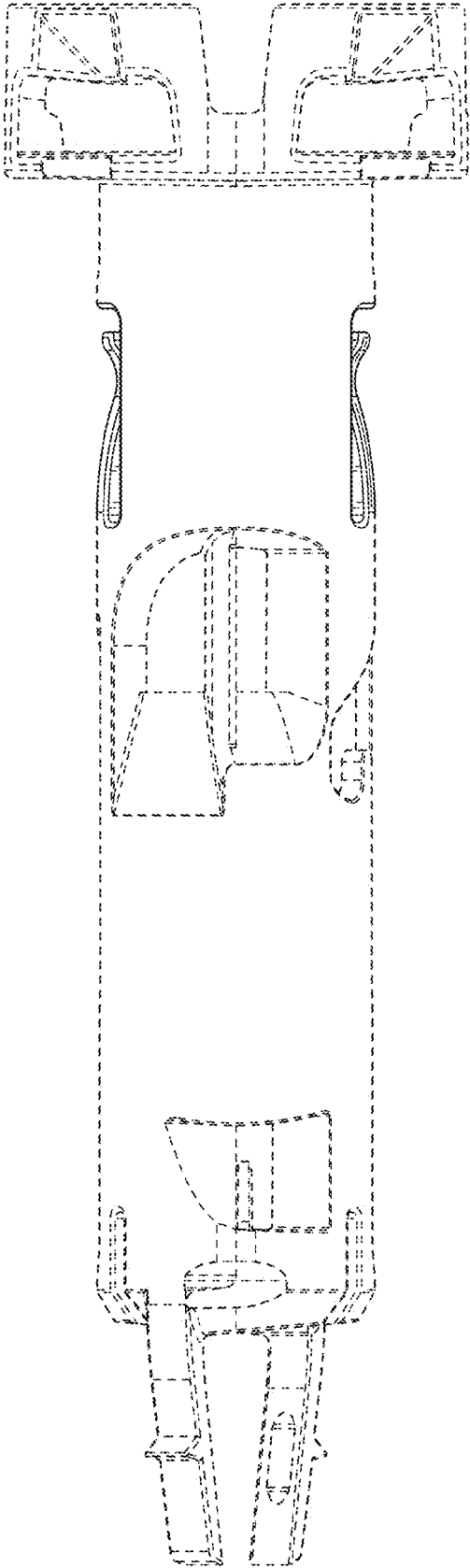


FIG. 5

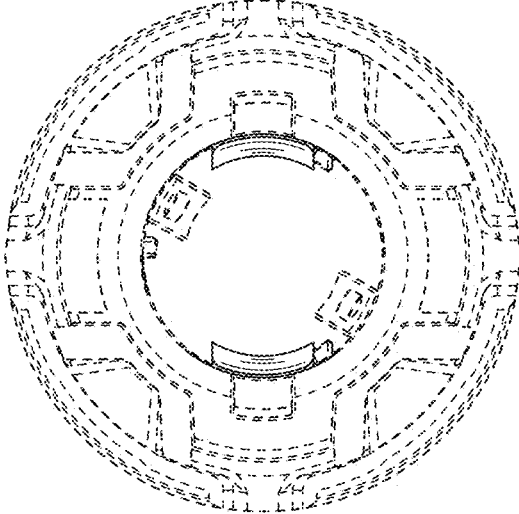


FIG. 6

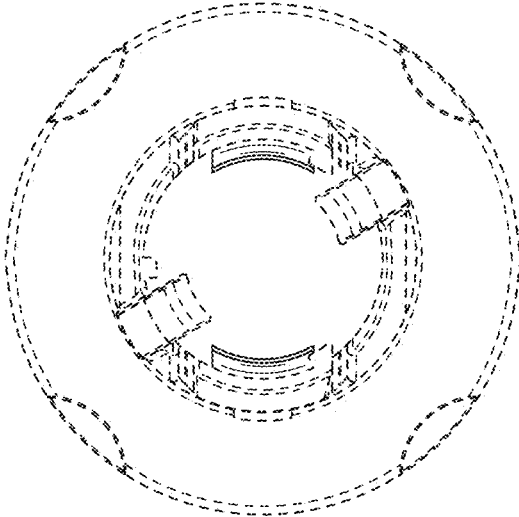


FIG. 7

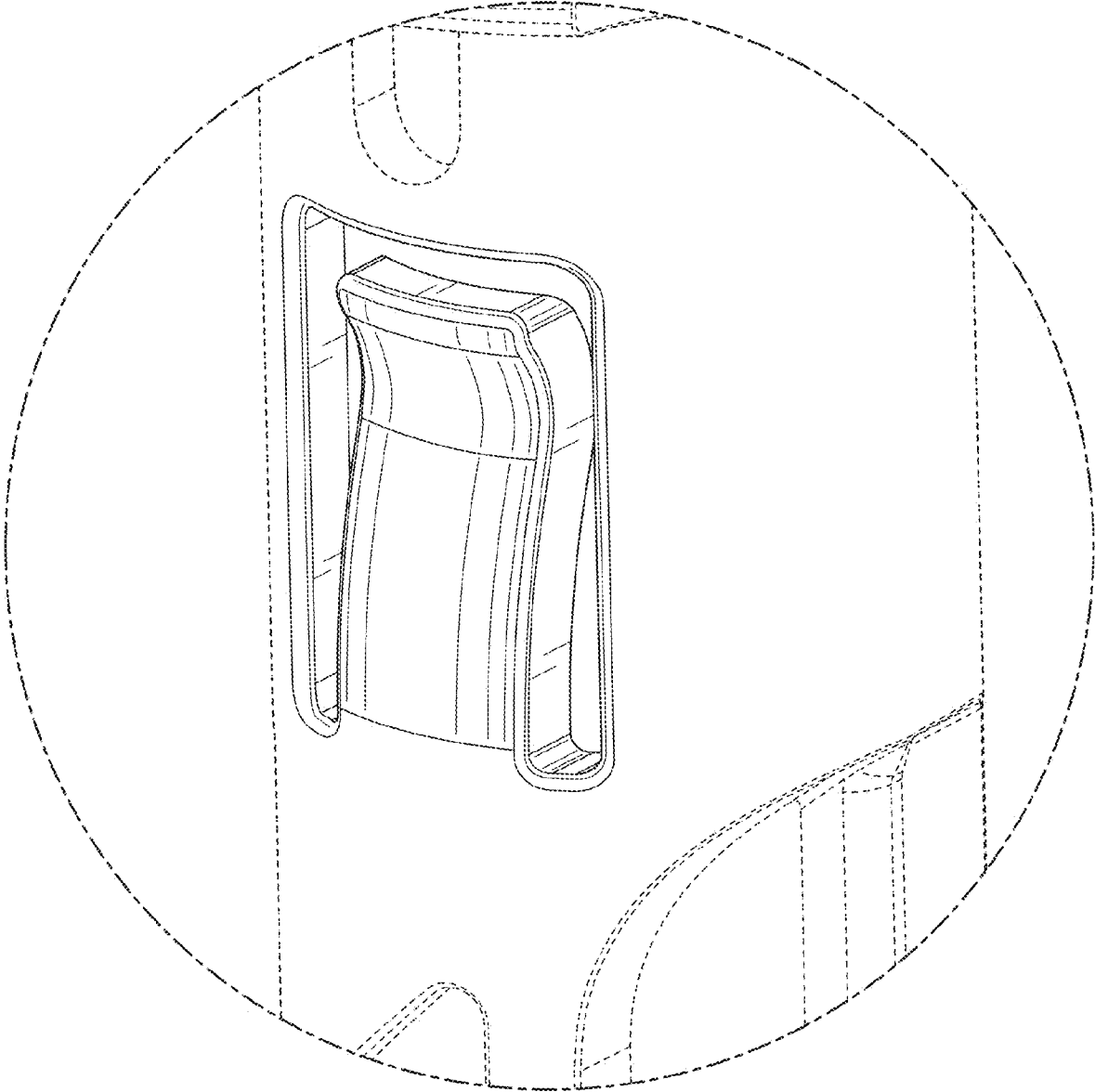


FIG. 8

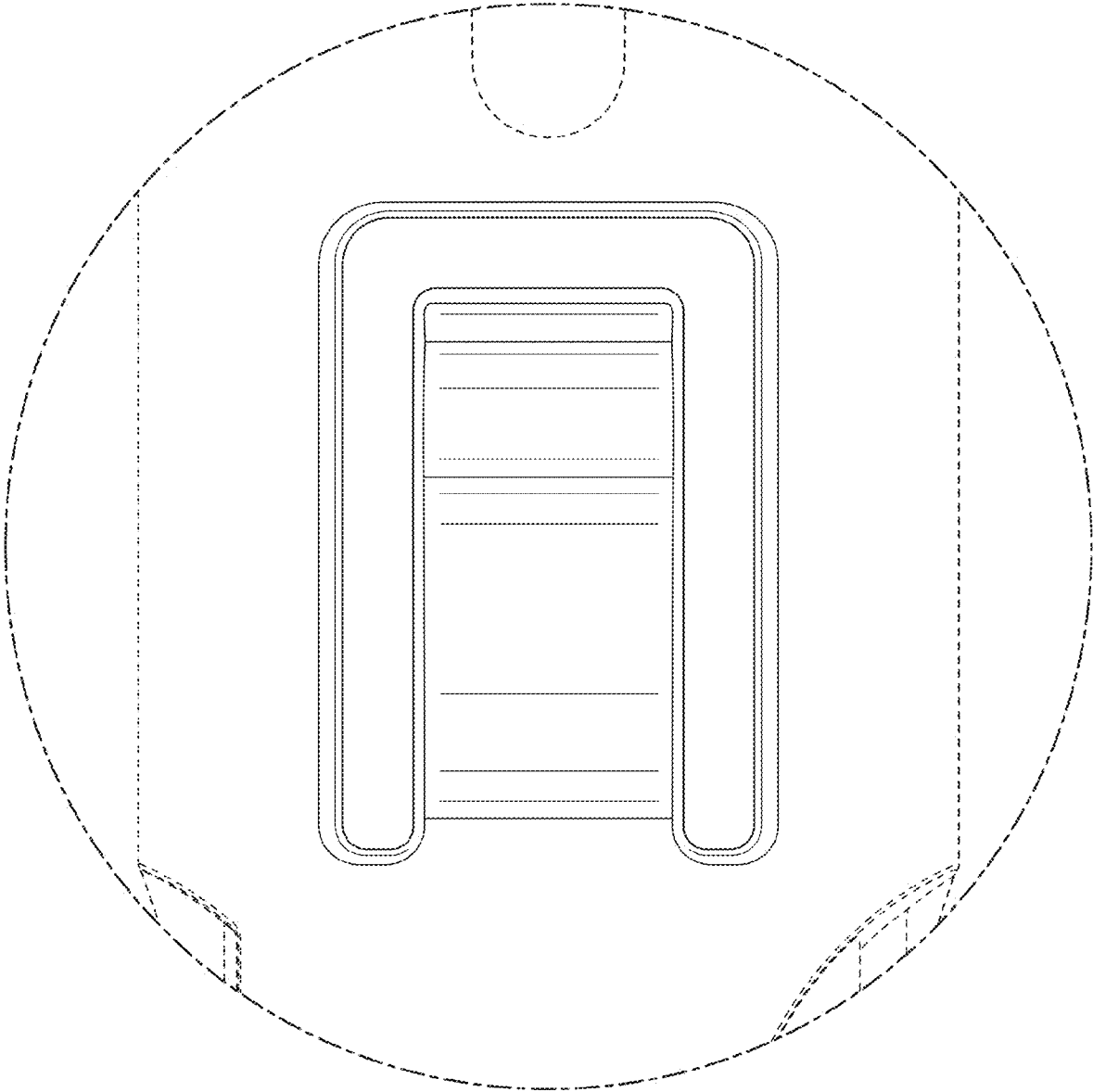


FIG. 9

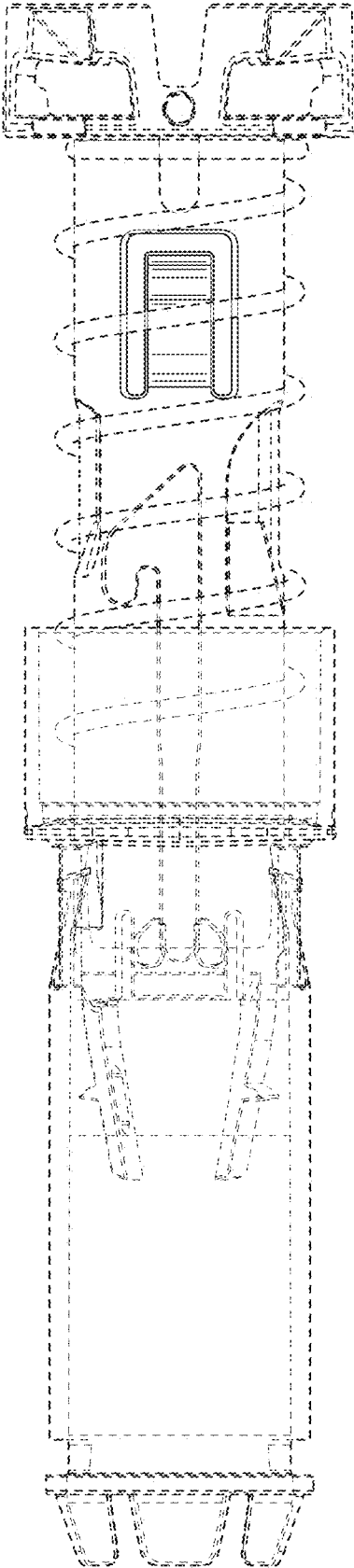


FIG. 10

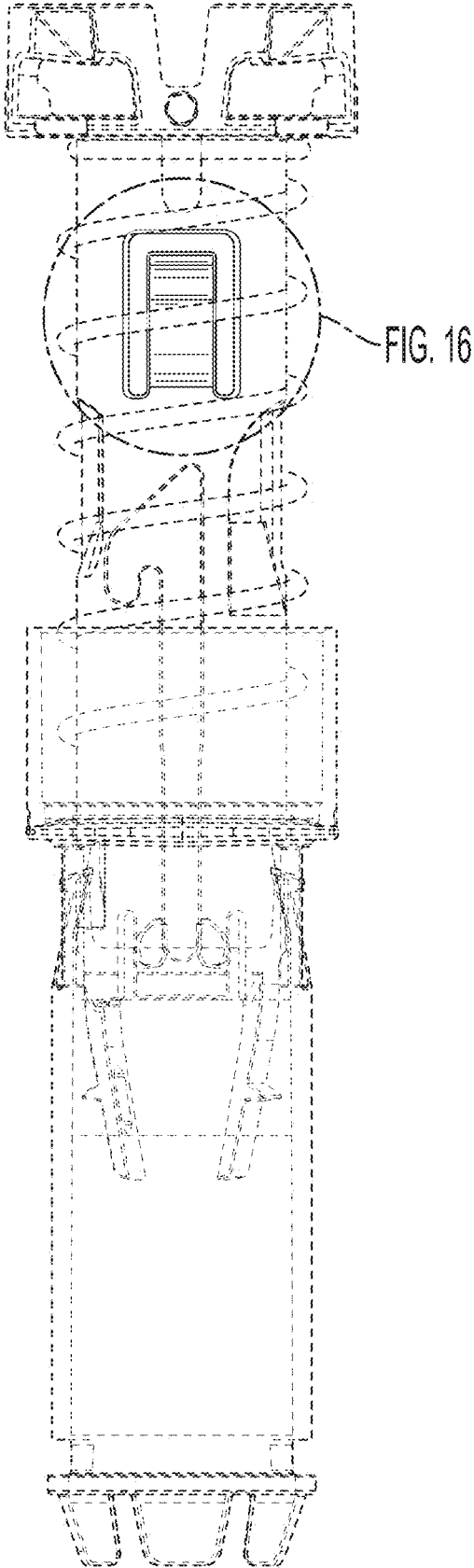


FIG. 11

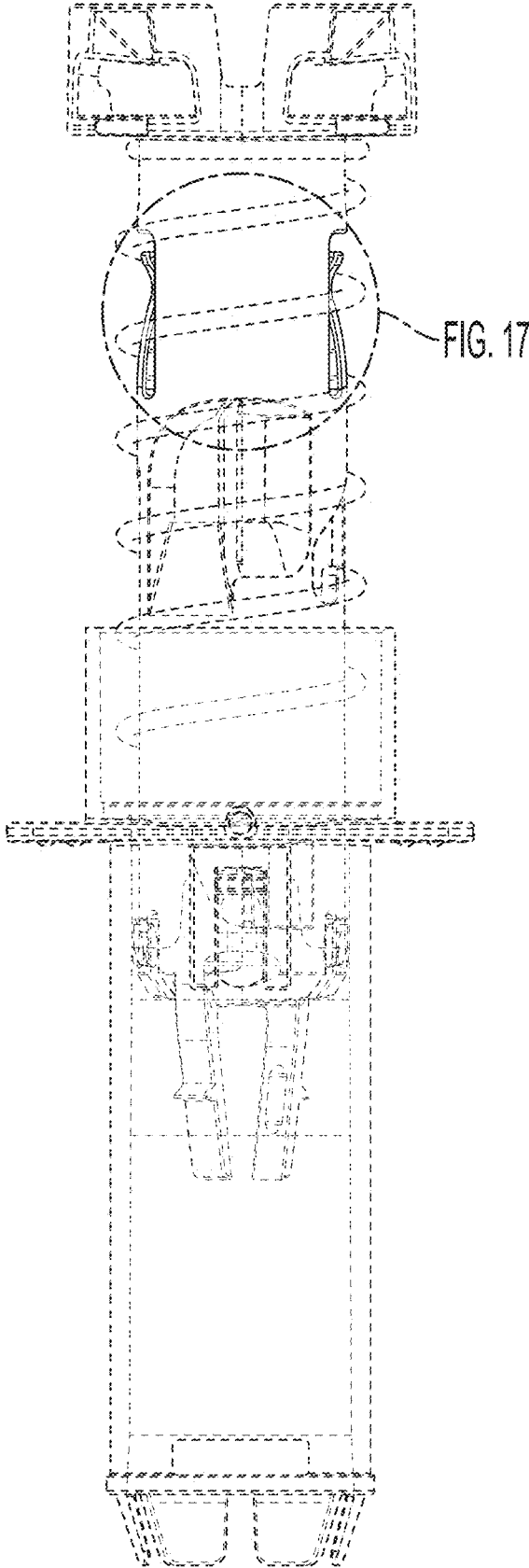


FIG. 12

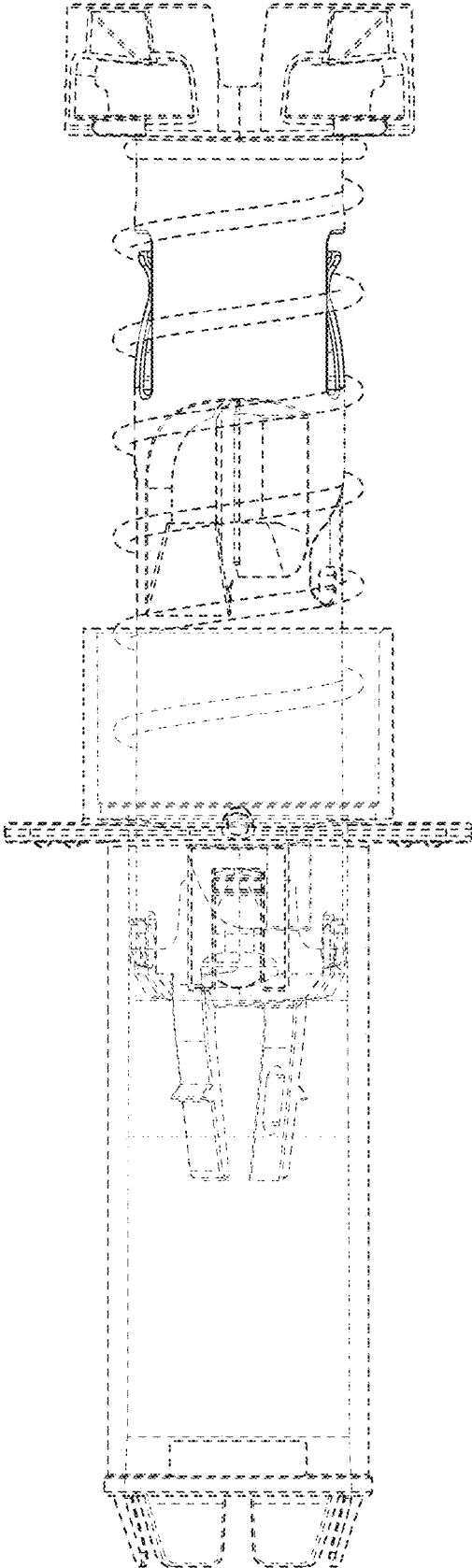


FIG. 13

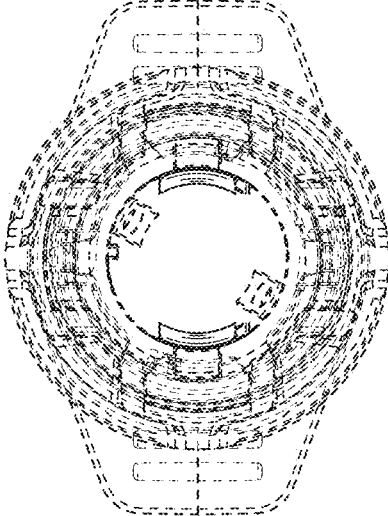


FIG. 14

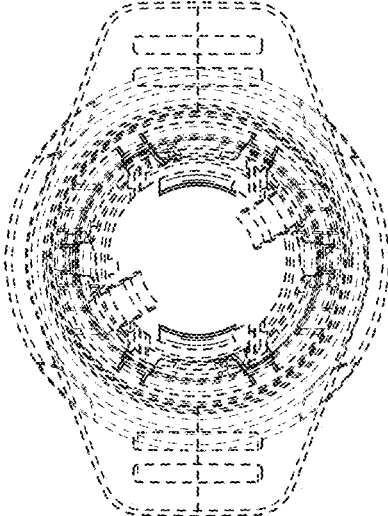


FIG. 15

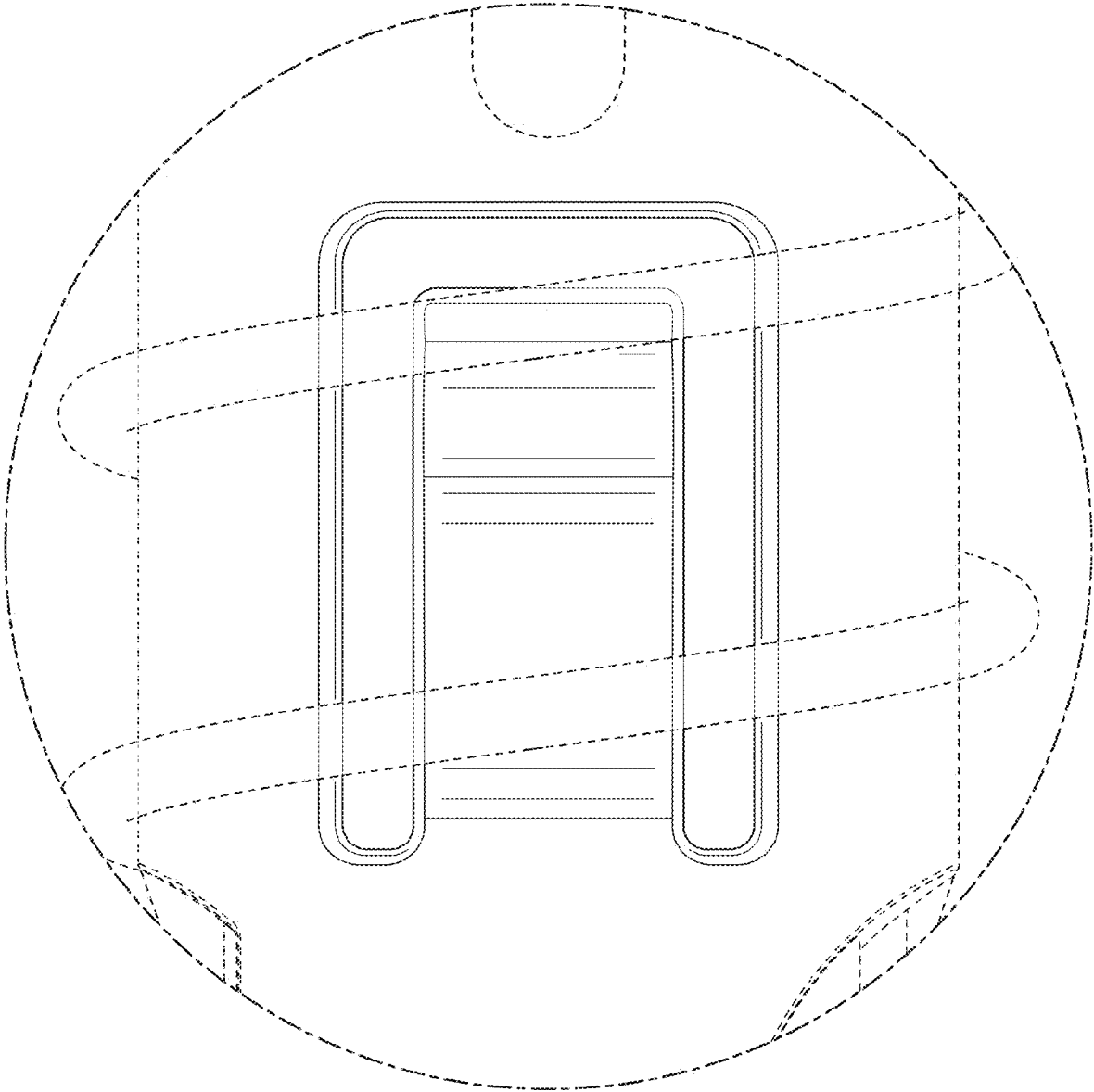


FIG. 16

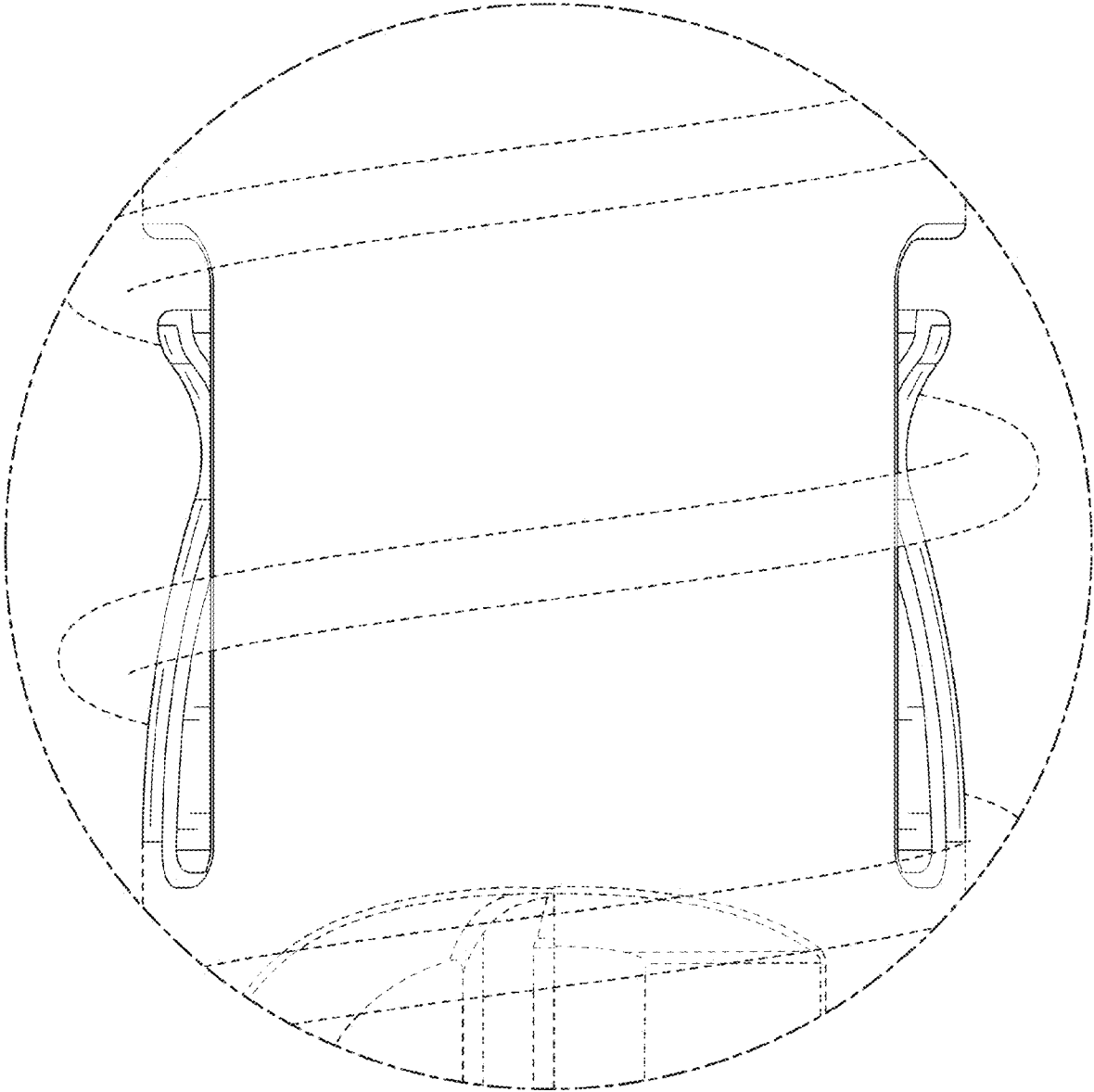


FIG. 17

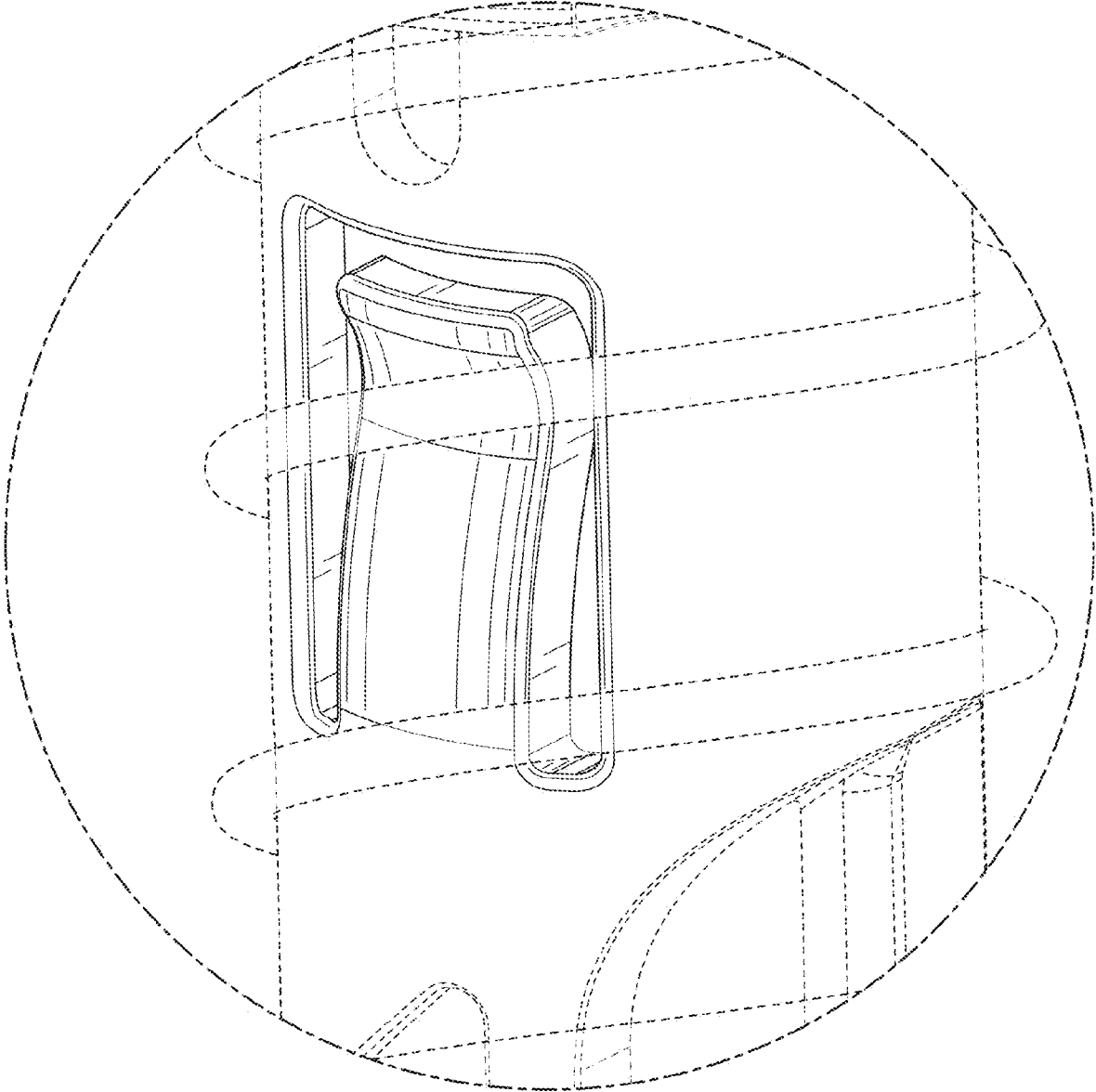


FIG. 18