



US00D388354S

**United States Patent** [19]  
**Giardiello**

[11] **Patent Number:** **Des. 388,354**  
[45] **Date of Patent:** **\*\*Dec. 30, 1997**

[54] **WATCH-BRACELET**  
[75] **Inventor:** **Barbara Giardiello, Naples, Italy**  
[73] **Assignee:** **Arttime S.A., Neuchatel, Switzerland**  
[\*\*] **Term:** **14 Years**

D. 357,431 4/1995 Bursener ..... D11/25  
D. 372,880 8/1996 Chavviol ..... D11/19  
1,831,951 11/1931 Fassnacht et al. .... D11/19 X  
3,902,313 9/1975 Poon ..... 63/4

*Primary Examiner*—Ralf Seifert  
*Attorney, Agent, or Firm*—Sughrue, Mion, Zinn, Macpeak & Seas, PLLC

[21] **Appl. No.:** **55,998**  
[22] **Filed:** **Jun. 19, 1996**

[57] **CLAIM**

The ornamental design for a watch-bracelet, as shown and described.

[30] **Foreign Application Priority Data**  
Dec. 22, 1995 [XH] Hague Agreement ..... DMA/003186

**DESCRIPTION**

[51] **LOC (6) Cl.** ..... **11-01**  
[52] **U.S. Cl.** ..... **D11/21**  
[58] **Field of Search** ..... D11/1-16, 20-25,  
D11/93, 94; D10/32, 39; 63/26, 1.1, 2-11

FIG. 1 is a perspective view of the top and one side of a watch-bracelet showing my new design;  
FIG. 2 is a top plan view thereof;  
FIG. 3 is a bottom plan view thereof;  
FIG. 4 is a side elevational view of said one side thereof;  
FIG. 5 is a side elevational view of an opposite side thereof;  
FIG. 6 is an end elevational view of one end thereof; and,  
FIG. 7 is an end elevational view of an opposite end thereof.

[56] **References Cited**  
**U.S. PATENT DOCUMENTS**

D. 293,302 12/1987 Schoepfer ..... D11/21 X

**1 Claim, 4 Drawing Sheets**




FIG. 1



FIG. 2




FIG. 3




FIG. 4



FIG. 5



FIG. 6



FIG. 7

