



## **Campaign for Housing and Community Development Funding**

*Working to ensure maximum federal resources for housing and community development*

---

# Funding for Affordable Housing in FY23 & Outlook for FY24

February 10, 2023

# Agenda

## **Topline Overview of FY23 & Outlook for FY24**

- Kim Johnson, NLIHC

## **Public Housing Operating & Capital Funds**

- Cynthia Cuestas, CLPHA

## **Vouchers**

- Sonya Acosta, CBPP

## **Section 8 PBRA**

- Linda Couch, Leading Age

## **Section 202 & ROSS**

- Linda Couch, Leading Age
- Alayna Waldrum, AASC

## **Section 811 & Mainstream Vouchers**

- Allie Cannington, The Kelsey

## **Homelessness Assistance**

- Steve Berg, NAEH

## **CDBG & HOME**

- Vicki Watson, NCDA

## **FUP/FYI/FSHO + FSS**

- Ruth White, NCHCW

## **Housing Resources for Survivors**

- D Fox, NNEDV

## **Rural Housing Resources**

- Leslie Strauss, HAC

## **Take Action**



**Campaign for Housing and Community Development Funding**

*Working to ensure maximum federal resources for housing and community development*

# Topline Overview of FY23 & Outlook for FY24

**Kim Johnson**

*Policy Manager*

National Low Income Housing Coalition

[kjohnson@nlihc.org](mailto:kjohnson@nlihc.org)



**Campaign for Housing and Community Development Funding**

*Working to ensure maximum federal resources for housing and community development*

# Key Funding in the FY23 Budget



## **Total Funding for HUD in FY23: \$61.8 billion**

- \$8.1 billion increase from FY22
- Funding to renew existing HCV and PBRA contacts and expand assistance to an addition 12,000 households
- Increased funding for vital programs, including HAG, Public Housing Operating Funds, Section 202 and Section 811, among other programs
- Level funding for CDBG, HOME, and others
- Slightly decreased funding for Healthy Homes and Public Housing Capital Funds

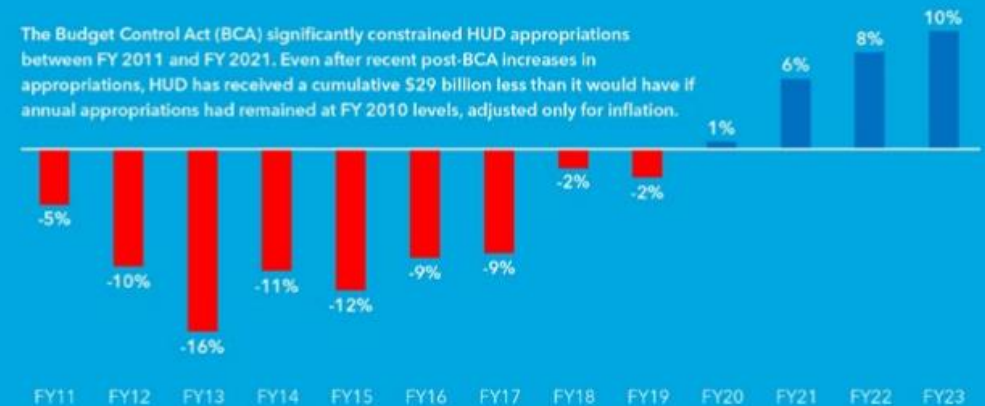
# Outlook for FY24

## Divided Congress presents new challenges

- Debt ceiling and FY24 fights ahead
  - Previous debt ceiling fights led to *Budget Control Act of 2011*
- Speaker McCarthy's proposal to cap FY24 spending at FY22 levels
  - CBPP – could result in an average cut of 24% to NDD programs

### Percent Change in Annual Appropriations for Key HUD Programs Relative to FY 2010

The Budget Control Act (BCA) significantly constrained HUD appropriations between FY 2011 and FY 2021. Even after recent post-BCA increases in appropriations, HUD has received a cumulative \$29 billion less than it would have if annual appropriations had remained at FY 2010 levels, adjusted only for inflation.



Note: Adjusted for inflation. Key HUD programs include Tenant-Based Rental Assistance, Project-Based Rental Assistance, Public Housing Capital and Operating Funds, CDBG, HOME, Section 202, and Section 811. A significant share of the FY23 increase was the result of earmarks for CDBG, which are unlikely to directly address housing affordability challenges for the lowest-income renters.

# Outlook for FY24



**Your advocacy is needed, now more than ever!**

NLIHC  
[www.nlihc.org](http://www.nlihc.org)

# Public Housing Operating & Capital Funds

Cynthia Cuestas

*Legislative Assistant*

Council of Large Public Housing Agencies

[ccuestas@clpha.org](mailto:ccuestas@clpha.org)



**Campaign for Housing and Community Development Funding**

*Working to ensure maximum federal resources for housing and community development*



# **Cynthia Cuestas**

**Council of Large Public Housing Authorities  
Legislative Assistant  
[ccuestas@clpha.org](mailto:ccuestas@clpha.org)**



# Public Housing FY 23 Funding: Overview

- **Public housing funding levels in FY23**
  - Operating Fund
  - Capital Fund
  - Choice Neighborhood Initiative (CNI)

# Public Housing: FY 23 Funding Levels

Public Housing Operating Fund	\$5.109 BILLION
Public Housing Capital Fund	\$3.2 BILLION
Administrative & Judicial Receiverships	\$15 MILLION
Emergency Capital Needs [Receiverships/Fed Monitor] [Safety & Security]	\$50 MILLION [\$20 MILLION] [\$10 MILLION]
Health Hazard Competitive Grants [Lead Hazards]	\$65 MILLION [\$25 MILLION]
Shortfall Funding	\$25 MILLION
Financial & Physical Payments	\$50 MILLION
	<b>TOTAL= \$8.514 BILLION</b>
Choice Neighborhood Initiative (CNI)	\$350 MILLION

# Public Housing: FY 23 Funding Levels

- **Public housing operating fund**

- Operating and maintenance expenses of public housing
- Only major source of federal funds available to support operations
- FY23: \$5.109 billion
  - \$70 million above the FY22 enacted level
  - \$74 million above the Administration's request of \$5.035 billion

- **Public Housing Capital Fund**

- Rehabilitation, development, and modernization to public housing units
- FY23: \$3.2 billion
  - Equal to the Administration's request and FY22 enacted level

# Public Housing: FY 23 Funding Levels

- **Public housing operating and capital fund**
  - Years of underfunding and disinvestment
  - Inadequate to meet the needs of our most vulnerable
  - CLPHA believes more federal funding is necessary to:
    - Preserve existing housing stock
    - Provide appropriate operating support to housing authorities
    - Assist low-income families in having a safe, decent, affordable homes

# Public Housing: FY 23 Funding Levels

- **Choice Neighborhood Initiative (CNI)**
  - Grant program revitalizing distressed and high poverty neighborhoods
  - Transformation of public housing units
  - FY23: \$350 million
    - No less than \$175 million may be made available to housing authorities
    - Equal to the FY22 Enacted level
    - \$100 million above the Administration's request of \$250 million

**Thank you!**  
**Contact: [ccuestas@clpha.org](mailto:ccuestas@clpha.org)**

# Tenant-Based Rental Assistance & Housing Choice Vouchers

**Sonya Acosta**

*Senior Policy Analyst*

Center on Budget & Policy Priorities

[sacosta@cbpp.org](mailto:sacosta@cbpp.org)



**Campaign for Housing and Community Development Funding**

*Working to ensure maximum federal resources for housing and community development*

# Increases and New Resources for Tenant-Based Rental Assistance

FY 2023 Funding Totaled \$30.3 billion

## Assistance for an additional 11,700 households

- \$50 million for HCVs
- \$50 million for HUD-VASH
- \$30 million for FUP

## Additional Tenant Protection Vouchers for RAD conversions

- \$337 million, a \$237 million increase

## Higher administrative fees maintained

- \$2.8 billion, a \$367 million (15%) increase
- Provides an estimated 91% proration



# Renewal Funding Covers Recent Rent Increases

Purpose	Funding in FY 23	Change from FY 22
Voucher Renewals	\$30.3 billion	\$2.3 billion (9.6%)
Tribal HUD-VASH (set-aside)	\$7.5 million	\$2.5 million (50%)
Section 811 Mainstream Vouchers	\$606.5 million	\$148 million (32.1%)

**Sonya Acosta**

sacosta@cbpp.org

www.cbpp.org



# Section 8 PBRA

Linda Couch

*Vice President of Housing Policy*

LeadingAge

[lcouch@leadingage.org](mailto:lcouch@leadingage.org)



**Campaign for Housing and Community Development Funding**

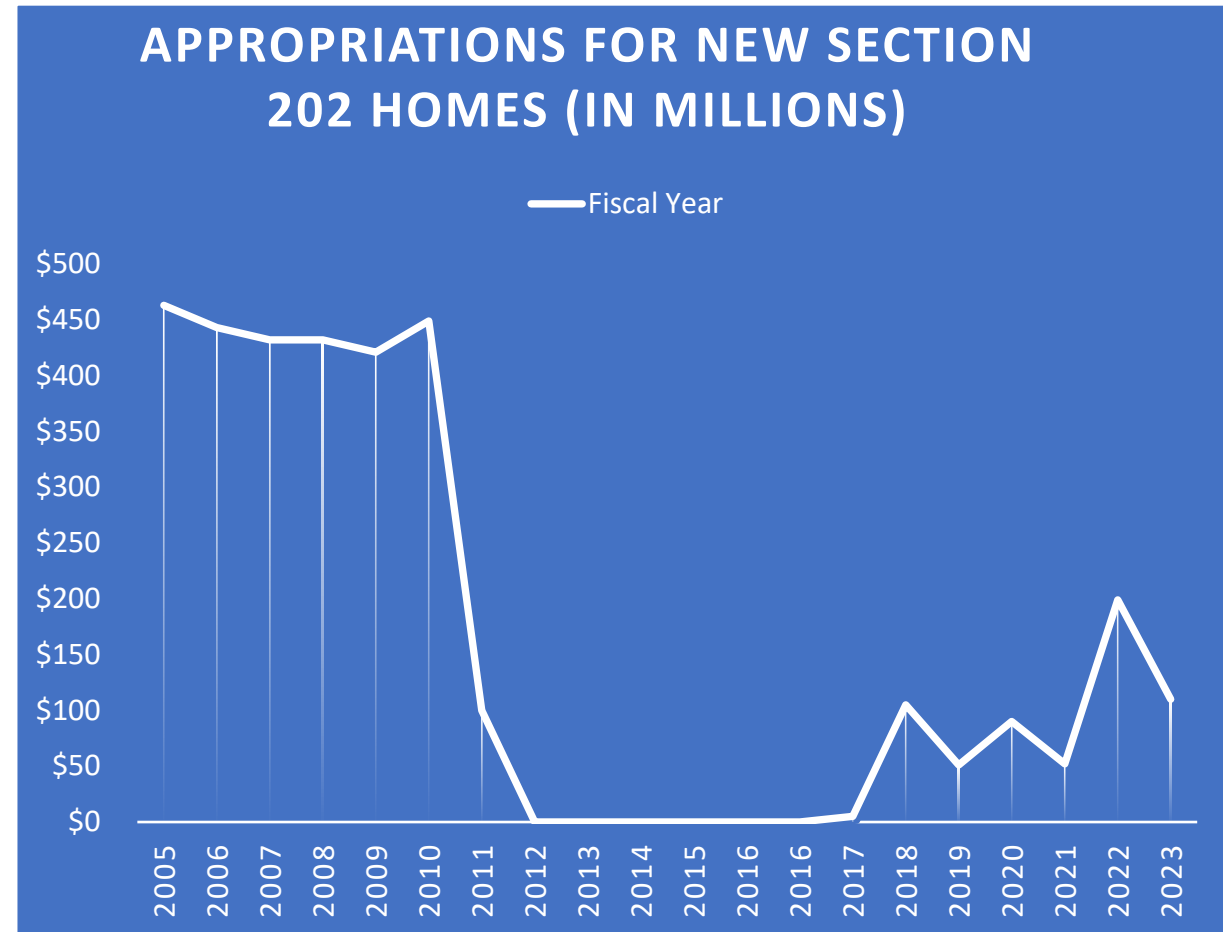
*Working to ensure maximum federal resources for housing and community development*

# Section 8 Project-Based Rental Assistance

- Renewals: FY23 bill has “full renewal funding”
- New authority for HUD on below-market post-M2M rents
- Project-Based Contract Administrators
- PBRA for new Section 202s – rejected
- Budget-based rent increases for new Service Coordinators - rejected
- *Additional \$1B for HUD multifamily (S8 PBRA, Section 202, Section 811) from Inflation Reduction Act’s Green and Resilient Retrofit Program*

# Section 202 Supportive Housing for the Elderly

- Funding for new Section 202 homes
  - Intergenerational setaside
- Full Project Rental Assistance Contract (PRAC) renewal funding
- RAD for 202/PRAC \$6M
- Service Coordinators
- *Older Adult Home Modification Program*



*The share of HUD households who are 65+ decreased from 35% in 1989 to 30% in 2019.*

<https://www.huduser.gov/portal/sites/default/files/pdf/2019-Characteristics-Report.pdf>



# FY21, FY22, FY23 for PBRA and Section 202 Accounts

	HUD FY21 P.L. 116-260 12/27/2020	HUD FY22 P.L. 117-103 03/15/2022	White House HUD FY23 Request 3/28/22	House-Passed HUD FY23 Bill 7/20/22	Senate HUD FY23 Bill 7/28/22	Omnibus FY23 Bill P.L. 117-328 12/29/2022
Section 8 PBRA renewals	\$13.400B	\$13.940B	\$15.000B	\$14.940B	\$14.690B	\$14.9B
PBRA BBRIs for new Service Coordinators	0	0	\$31M	\$31M	\$0M	\$0M
PBRA BBRIs for certain below-market M2M properties	\$0	\$0	\$275M	\$275M	\$53M	Provides authority but no \$\$
Section 202 Account	\$855M	\$1.033B	\$966M	\$1.200B	\$1.033B	\$1.075B
PRAC & SPRAC renewals	\$641M	“fully fund”	\$742M	“fully fund”	\$742M	fully fund
New Section 202 homes	\$52M	\$199M	\$100M	\$323M	\$132M	\$110M
Intergenerational	\$10M	\$10M	0	\$25M	\$0	\$25M
Service Coordinators	\$110M	\$125M	\$120M	\$125M	\$145M	\$120M
New grant-funded SCs?	yes	yes	unlikely	yes	yes (?\$25M)	unlikely
RAD for PRAC	0	\$6M	\$10M	\$6M	\$10M	\$6M

# Section 202 & ROSS

Alayna Waldrum

*Senior Housing & Services Consultant*

American Association of Service  
Coordinators

[awaldrum@servicecoordinator.org](mailto:awaldrum@servicecoordinator.org)

Linda Couch

*Vice President of Housing Policy*

LeadingAge

[lcouch@leadingage.org](mailto:lcouch@leadingage.org)



**Campaign for Housing and Community Development Funding**

*Working to ensure maximum federal resources for housing and community development*



*American Association of  
Service Coordinators*

# Service Coordination Programs in Federally Assisted Housing

Alayna Waldrum

[awaldrum@servicecoordinator.org](mailto:awaldrum@servicecoordinator.org)



# The American Association of Service Coordinators (AASC)

- AASC is a 4,000+ membership association with members based in service-enriched housing settings throughout the United States and in several US territories.
- AASC members assist families, older adults and those with disabilities living in affordable housing communities.
- AASC members identify, locate and acquire the services and supports necessary to become and remain self-sufficient.
- AASC provides education, advocacy, best practices, leadership and networking opportunities for our members.
- AASC members can access the AASC Online system to simplify the documentation of resident assessments and services, track outcomes, enable real-time reporting, catalogue community-based services, complete and submit HUD's Standards for Success Report.



# Service Coordination By The Numbers

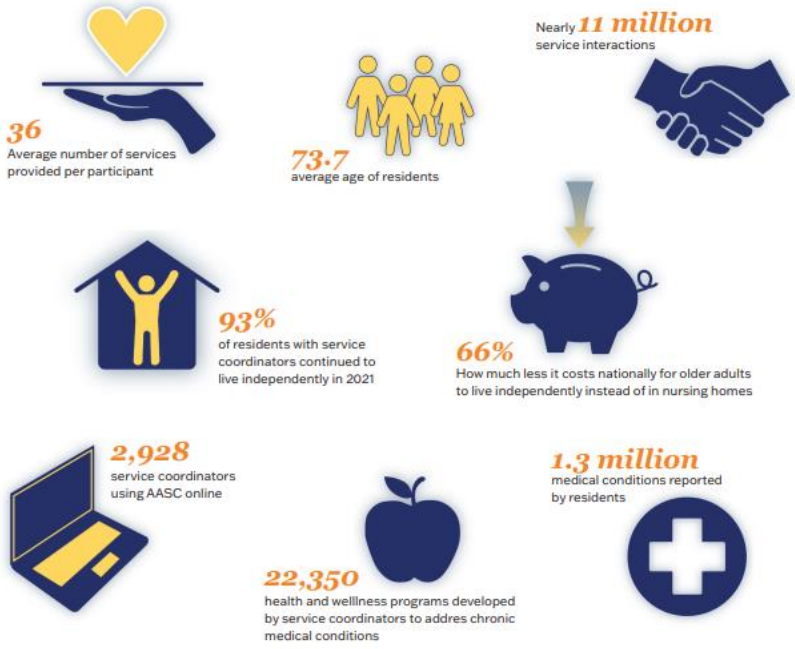
## Service Coordination by the numbers

All these numbers add up to affordable homes that provide comfort, safety, and dignity; that allow families to stay healthier and happier, and older adults to age in place.

Service coordinators play an integral role in realizing nationwide policy goals, such as reduced health care costs and increased self-sufficiency. They do this by connecting

residents with existing supports as well as developing property-wide initiatives and programs with community needs in mind.

Taking a proactive approach, service coordinators aim to holistically improve resident quality of life through advocacy, case management, social engagement, outreach and assistance.



Based on AASC Online data for Calendar Year 2022. \*Users reported providing services to 301,240 residents who participated in service coordination programs in 2022.

## Service coordinators in housing for the elderly save taxpayer dollars

### And here's how...

Service coordinators working with low-income older adults save taxpayer dollars by providing access to community-based supports and services that keep them aging in place in their own homes instead of having to move to more costly institutional settings such as a nursing home.



According to national data and reports regarding delivering home- and community-based long-term care services and supports, the average cost of support services for one month is just \$1,700<sup>1</sup>; the average cost of one month of nursing home care is \$7,148<sup>2</sup>.

For example, here are some national average monthly costs:

homemaker/home health services	\$1,700
rent subsidy	\$504 <sup>3</sup>
food stamps/SNAP benefit	\$192 <sup>4</sup>
cost of a service coordinator	\$56 <sup>5</sup>
<b>total monthly expense:</b>	<b>\$2,452</b>

Therefore, if one month of nursing home care costs \$7,148 and maintaining a low-income older adult in their own home through accessing benefits and community-based supports and services costs \$2,452 **taxpayers have saved \$4,696 every month one low-income older adults lives independently!**



The American Association of Service Coordinators (AASC), since 1999, has been dedicated to the advancement of the service coordinator profession through leadership, education, training, professional standards, guidance and advocacy.

Our vision is to support our members that serve individuals, families, older adults and persons with disabilities in subsidized and other affordable housing situations.

# The Impact of Service Coordination

“The pandemic has highlighted the deep connections between health and housing. For those in publicly-subsidized housing, service coordinators have played a vital role in connecting older adults to food and healthcare and addressing mental health needs . . . Not only that, but they’ve done so amid the challenges of social distancing and a deep digital divide. Indeed, their work helped older adult residents who don’t have access to technology cope with the many challenges that social distancing presents.”

- Jennifer Molinsky PhD, Senior Research Associate, Harvard Joint Center for Housing Studies



For Older Adults in Publicly Funded Housing During the Pandemic, Service Coordinators Help Build Resilience

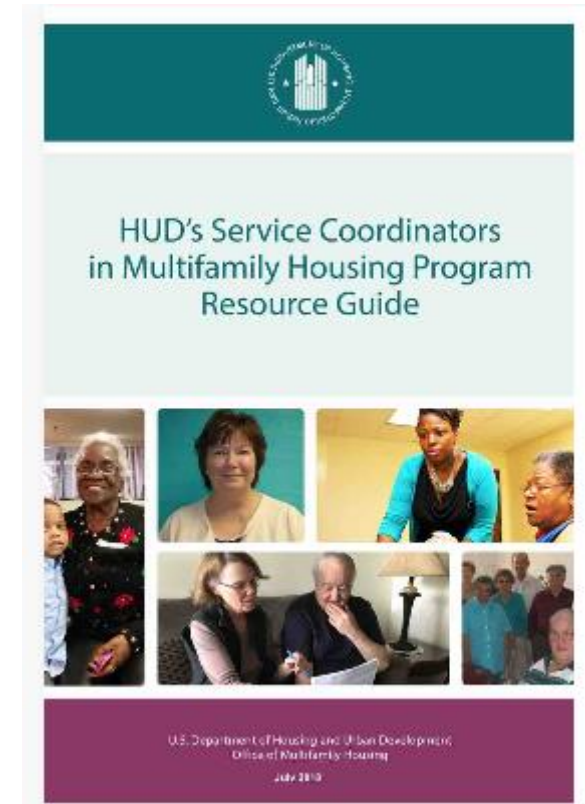
DECEMBER 2020 | SAMARA SCHECKLER, JENNIFER MOLINSKY



JCHS JOINT CENTER FOR HOUSING STUDIES OF HARVARD UNIVERSITY

# Where can you find Service Coordinators?

- HUD Section 202 Properties
  - Funded through the Section 202 Service Coordinator Grant Program
  - Funded through the property operation budget
- HUD Public Housing (PHA) Properties
  - Funded under the Family Self Sufficiency (FSS) Program
  - Funded under the Resident Opportunity and Self-Sufficiency (ROSS) Program
- USDA Rural Development Properties
- Low Income Housing Tax Credit Properties (LIHTC)



# Service Coordinators Funding Levels

*Amounts in millions*

	FY 21	FY 22	President's FY 23 Request	House FY 23	Senate FY 23	AASC FY 23 Request	FY23 Omnibus
HUD Section 202 Service Coordinator Grants	\$125	\$125	\$120	\$125	\$170	\$225	\$120
HUD ROSS	\$35	\$35	\$35	\$35	\$35	\$45	\$35
HUD FSS	\$105	\$109	\$120	\$125	\$150	\$150	\$125



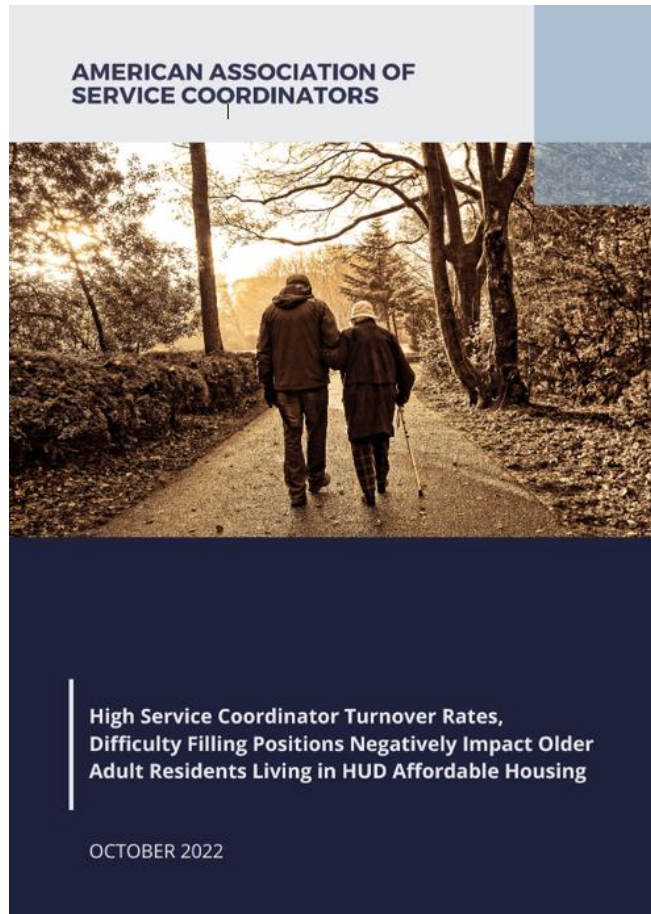
# Policy Issues: Service Coordination Expansion

- Increased Funding for the Service Coordinator Grant Programs
  - Over 2,000 HUD Section 202 properties do not have a Service Coordinator on staff because funding had not increased to allow for new grants
- Including Service Coordination to meet growing needs in communities
  - Community-Based Settings
  - Rural areas
- Expanding Service Coordinators Act (Rep. Adam Smith, WA-9) – Coming Soon!

	AASC FY 24 Request
HUD Section 202 Service Coordinator Grants	\$225
HUD ROSS	\$45
HUD FSS	\$150



# Policy Issues: Service Coordination Workforce



- **Major reasons identified for turnover**
  - Low salary plays a major role in ability to retain and attract qualified service coordinators
  - Mental and emotional burnout
  - Job insecurity due to lay-offs caused by funding delays
- **Residents' health and wellbeing is negatively impacted when there is a gap in service coordination resulting from turnover**
  - 90% of respondents said that the turnover negatively impacts resident
  - 57% of respondents reported having vacant positions and that the average time to fill Service Coordinator jobs was of 3-6 months positions
- **Employers have limited options and flexibility to address the funding challenges**



# Policy Issues: Service Coordination & Connectivity

## Older adults in HUD housing lack internet access and computer literacy

- 77.1% of Service Coordinators report that all or nearly all residents have reliable phone access whereas only 8% report that residents have reliable internet access and 2.4% report that residents have technology for video calls.

## Lack of internet access made it difficult for older adults in federally assisted housing to access telehealth and socialization opportunities during COVID-19

- Over forty percent of Service Coordinators (43.4%) report being aware of residents who have avoided routine medical care, elective procedures and treatment of medical conditions including falls or infections during the pandemic that they would have otherwise sought.
- Many residents' mental health has been impacted by social isolation. Service coordinators indicate that residents report feeling grief related to loss of normal function and social connections (60.6%), feeling sad or depressed (53.2%), feeling worried or anxious (68.9%), feeling lonely (68.3%), or feeling isolated (74.1%).



*A National Survey of Resident Service Coordinators*

Craig Pollack MD, MHS,  
Alejandra Ellison-Barnes, MD, MPH,  
Manotri Chaubal MBE,  
Sabriya Linton PhD, and  
Alyssa Moran ScD

Johns Hopkins Bloomberg School of Public Health  
Johns Hopkins School of Medicine

Michelle Missler, MA, LSW  
American Association of Service Coordinators

This project was supported by the Institute for Health and Social Policy at the Johns Hopkins Bloomberg School of Public Health.



# Learn More About Service Coordination

## AASC Resources

<https://www.servicecoordinator.org>

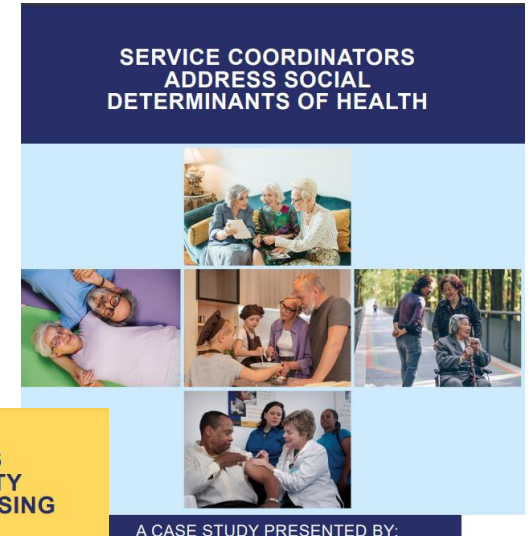
## AASC Annual Meeting

August 2023 at National Harbor DC

**Alayna Waldrum**

**AASC Policy Team**

[awaldrum@servicecoordinator.org](mailto:awaldrum@servicecoordinator.org)



© American Association of Service Coordinators  
489 Village Park Drive | Powell, Ohio 43065  
14) 848-5958 | [www.servicecoordinator.org](http://www.servicecoordinator.org) | [info@servicecoordinator.org](mailto:info@servicecoordinator.org)



# Section 811 & Mainstream Vouchers

Allie Cannington

*Senior Manager of Advocacy & Organizing*

The Kelsey

*Co-Chair*

CCD Housing Task Force

[allie@thekelsey.org](mailto:allie@thekelsey.org)



**Campaign for Housing and Community Development Funding**

*Working to ensure maximum federal resources for housing and community development*



**Over 61 million people in the US are disabled, all experience one or more barriers:**



### **Cost**

Reliant on SSI; need to spend 146% of their entire income to afford basic housing.



### **Access**

Less than 6% of the housing market is accessible to people with disabilities.



### **Discrimination**

Over 55% of housing discrimination is based on disability. New models often continue segregated housing and institutional-bias.



### **Supply**

Only 12% of adults with disabilities rent or own their own homes and people with disabilities are 4x more likely to experience homelessness.

**The housing crisis disproportionately impacts people with disabilities who are Black, Indigenous, Latinx, Asian, Pacific Islander and other people of color.**

# HUD Section 811 & Mainstream Housing Choice Vouchers

*For people with disabilities, ages 18-61, who are extremely low and low income.*

# Project Rental Assistance (PRA) & Capital Advance

## CAPITAL ADVANCE

Serves an estimated 2,390 properties

Funding for capital costs as well as PRAC (project rental assistance contract) to cover annual operating costs.

Only 501(c) (3) nonprofits are eligible to apply; funds a variety of models including group homes.

***CCD Housing Task Force does not support new funds to be added to capital advance, yet sustaining existing Capital advance projects is key, proposed recommendations include RAD.***

## PRA

Expected to produce over 9,000 units.

Funding for project-based rental assistance where the capital is provided through other local, state or federal programs;

Creates integrated housing opportunities by providing project rental assistance for no more than 25% of units in multifamily properties.

Creates state-level partnerships across housing & services



## BUDGET & ADVOCACY

FY22: \$352 million of which \$160 million for new Capital Advance/PRA units

FY23: \$360 million of which est. \$205 million for renewal and amendment

**FY24 Request: \$460 million (\$100 million for new)**

**+ Congress can direct HUD to issue NOFAs for funds it has yet to spend and strengthen program implementation**

# Mainstream Housing Choice Vouchers

A part of the Housing Choice Voucher Program, specifically for non-elderly disabled people and families. As of Nov. 2022, 73% of the 69,000 Mainstream vouchers awarded to PHAs are leased.

**FY23: \$607 million**

**FY4 Request: \$667 million** to ensure people with disabilities including those stuck in institutions and those experiencing homelessness can secure safe, decent housing in the community.



Thank you!  
For more info contact:

Allie Cannington  
Co-chair, Consortium for Constituents with  
Disabilities (CCD) Housing Task Force  
[allie@thekelsey.org](mailto:allie@thekelsey.org)

# Homelessness Resources

Steve Berg

*Vice President for Programs & Policy*

National Alliance to End Homelessness

[sberg@naeh.org](mailto:sberg@naeh.org)



**Campaign for Housing and Community Development Funding**

*Working to ensure maximum federal resources for housing and community development*



# HUD's Homelessness programs

- Continuum of Care
- Emergency Solutions Grants
- Research and data

All funded by the Homeless Assistance Grants appropriations account

2023: \$3.633 billion

2024 needed: \$3.996 (tentative - almost entire increase to maintain existing capacity)

# CDBG & HOME

Vicki Watson

*Executive Director*

National Community Development Association

[vwatson@ncdaonline.org](mailto:vwatson@ncdaonline.org)



**Campaign for Housing and Community Development Funding**

*Working to ensure maximum federal resources for housing and community development*

Vicki Watson  
Executive Director  
*National Community  
Development  
Association*



# HOME Investment Partnerships (HOME) Program Impact

**Creates affordable housing** for low-income households.

Rental housing, homeownership, and direct rental assistance



More than 1.4 million affordable homes (rental and homeowner) have been developed or preserved and direct rental assistance provided to over 400,000 low-income families.



**HOME serves people with the greatest need.**

82% of HOME rental units are occupied by VLI or ELI renters.

Over 50% of homebuyers assisted through the program earn less than 60% of AMI.

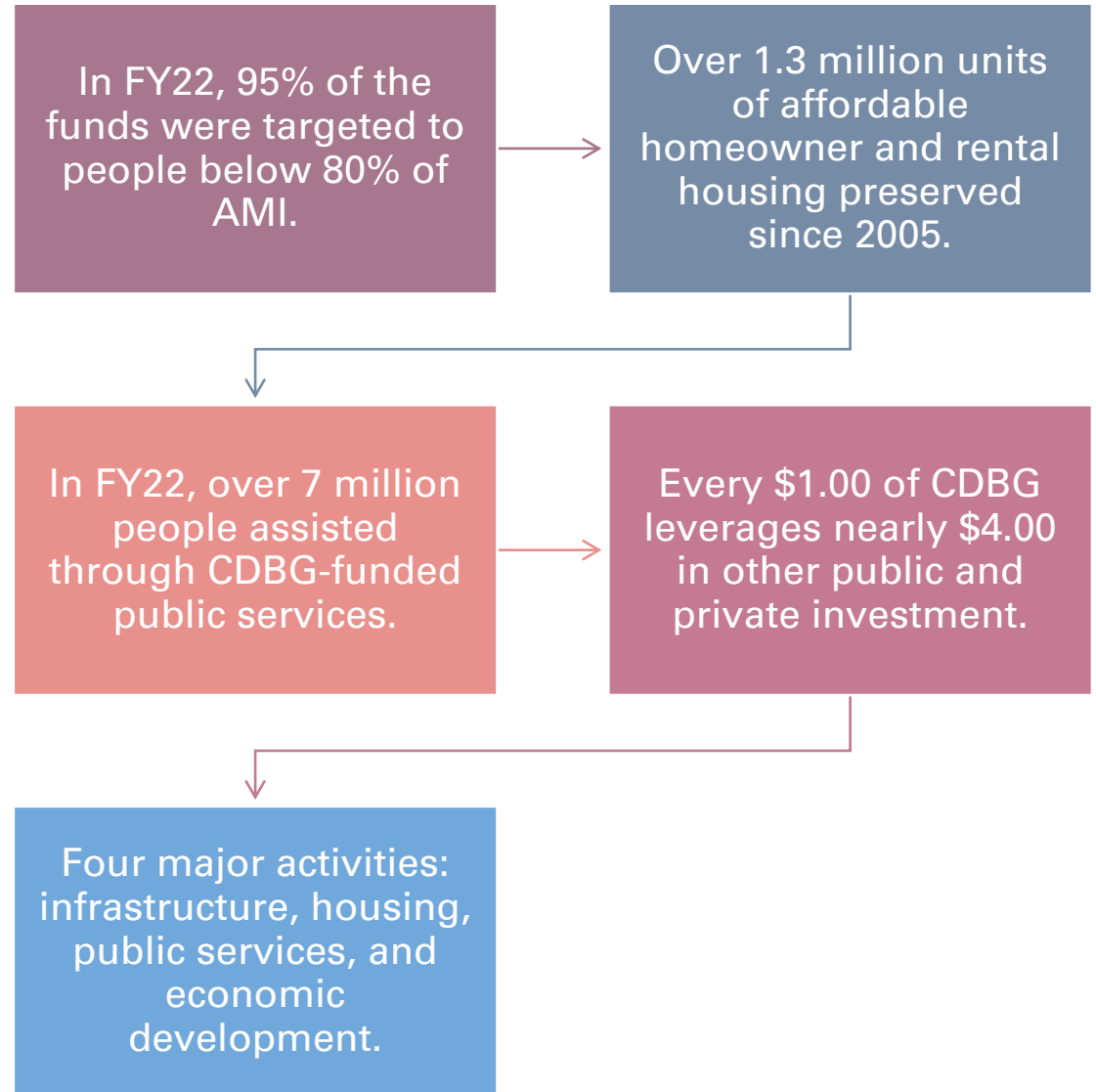
# HOME Program Funding

President's FY23 budget  
request: \$1.9 billion

FY23 omnibus spending bill  
provided \$1.5 billion (level  
funding).

HOME Coalition is seeking \$2.5  
billion in FY24

# Community Development Block Grant (CDBG) Program Impact



# Community Development Block Grant (CDBG) Funding

President's FY23 budget request - \$3.77 billion

FY23 omnibus spending measure - \$3.3 billion (level funding)

Funding history

The program has never been adjusted for inflation even though program operating costs rise annually.

\$150 million program cut in FY21.

Highest funding level: \$4.5 billion in FY95.

# New Program: YIMBY Grant Program

---

New competitive grant program

---

\$85 million appropriated in FY23

---

Focus: improving local zoning and land use policies that increase the supply of affordable housing.

---

Eligible applicants: States, local governments, metropolitan planning organizations, and multijurisdictional entities

---

Administered by the Office of Block Grant Assistance within HUD.

---

HUD is working on the NOFO (notice of funding opportunity).

---



# New Program: Preservation and Reinvestment Initiative for Community Enhancement (PRICE)

New competitive grant program

\$225 million appropriated in FY23

Competitive grants to revitalize and preserve manufactured housing

Eligible applicants: States, local governments, non-profits, resident-owned manufactured housing communities

HUD Office of Block Grant Assistance will administer the program

HUD is working on the NOFO

# FUP/FYI/FSHO + FSS

## Ruth White

*Co-Founder & Executive Director*

National Center for Housing & Child Welfare

[rwhite@nchcw.org](mailto:rwhite@nchcw.org)



**Campaign for Housing and Community Development Funding**

*Working to ensure maximum federal resources for housing and community development*

Family Unification  
Program (FUP)

Foster Youth to  
Independence (FYI)

Family Self-  
Sufficiency (FSS)



# Family Unification Program (FUP)

FUP is a thirty-year-old partnership between public housing authorities and public child welfare agencies that uses **Housing Choice Vouchers** to prevent family separation. **Vouchers can also be used to ease the transition to adulthood for youth who age-out of foster care.**

- FUP is important because it can prevent children from entering foster care. Each year, **27,000 children are removed due to “inadequate housing.”**
- Aside from the moral implications, this is imprudent, fiscally. A voucher plus a modest investment of services dollars would keep families together and **save taxpayers \$577,143,562** annually or \$61,388 per family in unnecessary foster care expenditures.

# FUP continued

- Due to the sophisticated research & advocacy of foster care alumni, FUP has undergone a rapid evolution since July 2019.
- Youth wrote and delivered a new funding mechanism to make FUP vouchers for youth predictable, universal, and synchronized with emancipation or need. This distribution process is called **the Foster Youth to Independence Initiative (FYI)**.
- To facilitate that approach, Appropriators allow half of FUP funding to be distributed in a rolling, “non-competitive” manner.
- Appropriators also allow FUP vouchers to be recycled and reallocated as needed.

# FUP, FYI, & FSS

- Unlike family vouchers, youth housing assistance is capped at 3 years. However, the ***Fostering Stable Housing Opportunities Amendments Act*** allows youth to earn an additional 24 months by enrolling in HUD's Family Self Sufficiency Program (where spots are available) or otherwise moving towards economic independence.
- The Family Self-Sufficiency Program (FSS), helps households increase earnings and build financial assets.
- Aiming housing assistance and wealth-building tools at youth aging out of foster care is an excellent means to close the racial wealth gap because non-white foster youth reach adulthood alone disproportionately.

# FUP & FSS/ROSS Appropriations

**The total amount of funding for FUP is \$30 million**, to be distributed by HUD's office of PIH in the three following categories:

- \$5 million in a competitive NOFO that can be used for families or youth
- \$15 million in a **non-competitive**, rolling Notice for aging-out youth
- \$10 million in a traditional competitive NOFO for aging-out youth

**Congress has demonstrated a renewed interest in the success of HUD's Family Self-Sufficiency (FSS) & Resident Opportunities for Self-Sufficiency (ROSS) Programs as tools to close the wealth gap.** As such, funding was increased to \$175 million. This total also includes \$15 million for a new focus on HUD's long-standing Jobs-Plus Initiative.

# Housing Resources for Survivors

**D Fox**

*Deputy Director of Housing Policy & Practice*

National Network to End Domestic Violence

[dfox@nnedv.org](mailto:dfox@nnedv.org)



**Campaign for Housing and Community Development Funding**

*Working to ensure maximum federal resources for housing and community development*





# Housing Resources for Survivors

---

## **Presenters:**

D Fox, MSW – Deputy Director, Housing Policy & Practice

**National Network to End DV**

**@NNEDV**

**@thedebbiefox**

**dfox@nnedv.org**

- The **National Network to End Domestic Violence** is a social change organization dedicated to creating a social, political and economic environment where violence against women no longer exists.
- NNEDV's **Collaborative Approach to Safe Housing for Survivors Project** provides training and technical assistance to improve coordination between domestic violence and homeless services.

# DV & Housing TA Consortium

---

## **Four Federal Agencies**

- Family Violence Prevention & Services Program/HHS
- Office on Violence Against Women/DOJ
- Office for Victims of Crime/DOJ
- Office of Special Needs Assistance Programs/HUD

## **Seven Technical Assistance Providers**

- STTARS--Indigenous Safe Housing Center
- Safe Housing Alliance (SHA)
- National Resource Center on Sexual Violence (NSVRC)
- Collaborative Solutions, Inc. (CSI)-HUD T.A.
- National Network to End Domestic Violence (NNEDV)
- National Resource Center on Domestic Violence (NRCDV)
- Corporation for Supportive Housing (CSH)

# Violence Against Women Act (VAWA)

---

- Passed in Spring 2022
- Expanded Housing Protections for Survivors beyond 2013
  - Covers all federal housing programs
  - Section 602
  - Prohibits retaliation
  - No discrimination based on survivor status
- Expanded definitions

# Violence Against Women Act (VAWA)

---

- HUD **NEW** Resources:
  - New website: <https://www.hud.gov/vawa>
  - Filing VAWA Complaints & FHEO enforcement
  - Community Compass Grant-\$5 million in VAWA Implementation Resources.

# FY23 Resources & Future Forecasts

---

- Office on Violence Against Women (OVW) Funding-
  - Transitional Housing \$50 million
  - Discretionary grants
- VOCA Funding—depending on the state can be used for housing varies
- Family Violence Prevention Service Act (FVPSA)—\$232.50 (requested level \$500mil)
- HUD DV/SA/HT Bonus Funds-\$52mil
- EHV and Incremental Vouchers
- FY 24 Forecast

# SAFE HOUSING PARTNERSHIPS

The website for the Domestic Violence and Housing Technical Assistance Consortium

UNDERSTANDING THE INTERSECTIONS

BUILDING PARTNERSHIPS

EMPLOYING KEY APPROACHES

PUBLIC POLICIES

- Data, infographics, literature reviews, and reports that describe the intersections between domestic violence, sexual assault, homelessness, and housing
- Strategies for building effective and sustainable partnerships across systems and case studies of successful collaborations
- In-depth resource collections organized around four key approaches to addressing and preventing housing instability among survivors
- Access to relevant federal laws, regulations, and policies

Have questions? Need TA? Want training?  
Contact the Consortium directly through the site!

Domestic Violence and Housing Technical Assistance Consortium  
[www.safehousingpartnerships.org](http://www.safehousingpartnerships.org)



SAFE HOUSING  
PARTNERSHIPS

# Rural Housing Resources

Leslie Strauss

*Senior Policy Analyst*

Housing Assistance Council

[leslie@ruralhome.org](mailto:leslie@ruralhome.org)



**Campaign for Housing and Community Development Funding**

*Working to ensure maximum federal resources for housing and community development*





# Rural Housing

## Funding Opportunities

Leslie Strauss  
Senior Policy Analyst  
Housing Assistance Council  
February 10, 2023

The Housing Assistance Council (HAC) is a national nonprofit and certified Community Development Financial Institution (CDFI) dedicated to helping local rural organizations build and preserve affordable homes.



## Training & Technical Assistance

Developing the capacity of local nonprofit organizations to help their own communities



## HAC Loan Fund

Providing capital in the hardest to serve places



## Research & Information

Leading resource on rural housing data and issues



## Policy & Advocacy

Informing sound strategies and policies that help improve housing and communities across rural America



## Housing Barriers for Rural Residents

- Affordability
- Shortage of housing stock for both purchase and rent
- Home-building challenges
  - High construction costs, labor shortages, materials shortages
- Lack of access to financial services
- Appraisal challenges
- Local capacity challenges
- Aging housing stock in need of repairs



# USDA Rental

FY23 Final Approps. for USDA Rental Housing Programs  
*(amounts in millions of dollars)*

	FY22 Final	FY23 Budget	FY23 Final
Section 514 Farm Labor Housing Loans	28	50	20
Section 516 Farm Labor Housing Grants	10	18	10
Section 515 Direct Rental Housing Loans	50	200	70
Section 538 Guaranteed Rental Housing Loans	230	400	400
Section 521 Rental Assistance	1,450	1,564	1,488
Section 542 Vouchers	45	38	48
Multifamily Preserv. & Revit. (MPR)	34	75	36



# USDA Homeownership

---

FY23 Final Approps. for USDA Homeownership Programs  
*(amounts in millions of dollars)*

	FY22 Final	FY23 Budget	FY23 Final
Section 502 Direct Mortgage Loans	1,250	1,500	1,250
Section 502 Guaranteed Loans	30,000	30,000	30,000
Section 504 VLI Repair Loans	28	50	28
Section 504 VLI Repair Grants	32	45	32
Section 523 Self-Help Grants	32	40	32

---

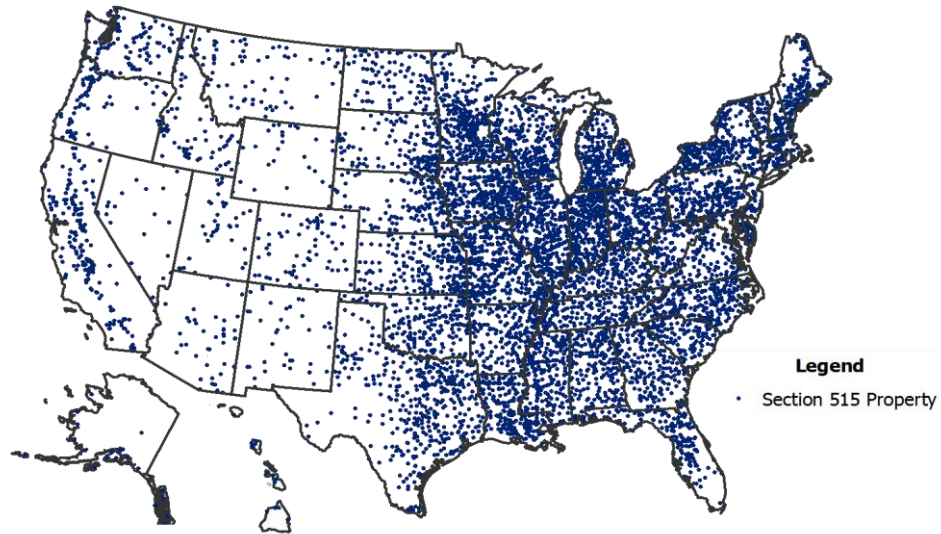


# FY2024 USDA Multi-Family Rural Housing Appropriations Priorities

- Preserve existing properties
- Refund ARPA Rental Assistance units
- Resume new construction

## USDA Section 515 Rural Rental Housing Properties

Properties as of June 30, 2017



Source: Housing Assistance Council (HAC) Tabulations of USDA Data

## USDA Section 515 Property Exits, 2016-2021

● Exited Property



Source: Housing Assistance Council Tabulations of USDA Data

# Rural Housing Priorities

USDA Multifamily  
Preservation

USDA Rental Assistance

Rural Capacity Building



**HAC**

HAC works with organizations in rural communities to help ensure that they have the funding, technical knowledge, training and information they need. Learn more at [www.ruralhome.org](http://www.ruralhome.org).

# TOOLS AND RESOURCES

- Policy Priorities
- Research Reports
- Rural Data Portal
- Veterans Data Central
- HAC News
- National Rural Housing Conference





# Take Action!

Join CHCDF's Annual 302(b) Letter to Congress:  
[p2a.co/2xztqvh](https://p2a.co/2xztqvh)



**Campaign for Housing and Community Development Funding**

*Working to ensure maximum federal resources for housing and community development*



## **Campaign for Housing and Community Development Funding**

*Working to ensure maximum federal resources for housing and community development*

---

Q&A