

How to design gamification? A method for engineering gamified software

Benedikt Morschheuser

Institute of Information Systems and Marketing, Karlsruhe Institute of Technology, Germany
Corporate Research, Robert Bosch GmbH, Germany
benedikt.morschheuser@kit.edu

Lobna Hassan

Information Systems Sciences, Hanken School of Economics, Finland
Gamification Group, University of Tampere, Finland
Lobna.hassan@hanken.fi

Karl Werder

Paluno – The Ruhr Institute for Software Technology, University of Duisburg-Essen,
Germany
karl.werder@paluno.uni-due.de

Juho Hamari

Gamification Group, Tampere University of Technology, Finland
University of Turku, Finland
juho.hamari@tut.fi

DOI: Reference: <https://doi.org/10.1016/j.infsof.2017.10.015>

To appear in: Information and Software Technology

Cite: Morschheuser, B., Hassan, L., Werder, K., & Hamari, J. (2017). **How to design gamification? A method for engineering gamified software.** *Information and Software Technology*, in press. doi:<https://doi.org/10.1016/j.infsof.2017.10.015>

How to design gamification? A method for engineering gamified software

Abstract

Context

Since its inception around 2010, *gamification* has become one of the top technology and software trends. However, gamification has also been regarded as one of the most challenging areas of software engineering. Beyond traditional software design requirements, designing gamification requires the command of disciplines such as (motivational/behavioral) psychology, game design, and narratology, making the development of gamified software a challenge for traditional software developers. Gamification software inhabits a finely tuned niche of software engineering that seeks for both high functionality and engagement; beyond technical flawlessness, gamification has to motivate and affect users. Consequently, it has also been projected that most gamified software is doomed to fail.

Objective

This paper seeks to advance the understanding of designing gamification and to provide a comprehensive method for developing gamified software.

Method

We approach the research problem via a design science research approach; firstly, by synthesizing the current body of literature on gamification design methods and by interviewing 25 gamification experts, producing a comprehensive list of design principles for developing gamified software. Secondly, and more importantly, we develop a detailed method for engineering of gamified software based on the gathered knowledge and design principles. Finally, we conduct an evaluation of the artifacts via interviews of ten gamification experts and implementation of the engineering method in a gamification project.

Results

As results of the study, we present the method and key design principles for engineering gamified software. Based on the empirical and expert evaluation, the developed method was deemed as comprehensive, implementable, complete, and useful. We deliver a comprehensive overview of gamification guidelines and shed novel insights into the nature of gamification development and design discourse.

Conclusion

This paper takes first steps towards a comprehensive method for gamified software engineering.

Keywords: Gamification, software engineering, design science research, persuasive technology, gameful design, playfulness, game design

1. Introduction

During recent years, the enhancement of software via design features borrowed from (video) games, also known as “gamification” [1], has become a notable development in many software engineering projects [2,3]. Gamification primarily aims at increasing users’ motivations towards activities or use of technology, and thereby, increasing the quantity and quality of the output of these activities [1,3,4]. Gamification has since been employed in a variety of fields such as in education [5–8], health management [9–11], enterprise systems [12–14] and governmental services [15,16]. While literature reviews and practitioner reports signal optimistic stance towards gamification and what it can achieve (see e.g. [2,17] for reviews), the understanding of how to successfully design gamified software is yet in its infancy [16,18].

Business analysts suggest that more than half of all organizations would have had gamified parts of their organizational software and internal practices by 2015 [19,20]. However, it has also been predicted that a majority of these gamification implementations are doomed to failure due to poor understanding of the gamification design process [18]. This gap canonically often manifests as modest gamification software that commonly only consist of simple, superficial introduction of game mechanics (such as points, badges, and leaderboards) to pre-existing software [2,3,17]. Designers engaging in these practices pay perhaps too little attention to the underlying psychological dynamics that primarily make games and gamification engaging to users [16,21] thus risking the success of the software they develop.

Gamification is difficult to design for a variety of reasons, the most prominent of which is that: 1) the inspirational source of gamification design; games, are complex, multifaceted, and therefore, difficult to generally design and let alone transfer to other environments [1,21,22]; 2) the goal of gamification is to affect behavior and not only to entertain – as it is primarily the intention of games [1,2]. Thus, designing gamified software should not be equaled with developing games. Otherwise, transferring game design features to the engineering of serious software may lead to the design of software that provides a level of entertainment, but might not lead to a behavioral change as is intended from gamification; 3) the serious context in which gamification is applied provides requirements, which may limit the design space drastically compared to games [22,23] and thus adds another level of complexity; 4) to affect behavioral change, gamification involves motivational information system engineering [1,4] which entails the understanding of a host of (motivational) psychology and requires appropriate competencies in the development team. These four design challenges collectively along with many others add layers of software engineering complexities into the scope of gamification design.

These engineering challenges along with the relative novelty of the research field and the reported lack of understanding as to how to successfully gamify software as discussed, inhibit organizations from designing and adopting effective gamified software. Thus far, only a few sources exist that provide methodological insights into how to gamify (e.g. [22,24–26]) or practical guidance on designing gamification (e.g. [23,27–30]). However, most of these frameworks have been developed in a vacuum, and, very few of them pay comprehensive attention to the previously outlined challenges of engineering gamification as is detailed in coming sections of this study. In this sense, the frameworks do not draw on each other but rather inhabit separate areas. As the theoretical and practical field of gamification continues to grow, there is a constant need to develop gamification engineering methods that comprehensively tackle gamification challenges as they grow.

Therefore, in this paper, we seek to advance the understanding of the best practices related to the engineering of gamified software. We approach the research problem via a design science research approach [31,32]; firstly, by synthesizing the current body of literature on gamification design methods and by interviewing 25 gamification experts thereby producing a comprehensive list of design principles for developing gamified software. Secondly, and more importantly, we develop a detailed method for engineering of gamified software, based on the gathered knowledge and design principles. Finally, we conduct an evaluation of the artifacts via interviews of 10 gamification experts and via implementation of the engineering method in a gamification project.

2. Background

2.1 Gamification

Gamification refers to the enrichment of software with design features known from games in order to invoke similarly engaging experiences as games do [1,22,33]. The software we use in our lives are developed for many purposes, the most dominantly either to be utilitarian or hedonic [34]. Recently, however, utilitarianism and hedonism have increasingly become interwoven in modern software, as users increasingly expect that software is not only useful but is also enjoyable to use [2,4,33]. Therefore, designers increasingly apply gamification in software development projects; turning to games for inspiration on how to enrich utilitarian software with hedonic elements.

Taking the example of enterprise systems, game design elements including ranking lists, points, badges, leaderboards, challenges, and progress evaluations have been introduced to various forms of intranet systems and enterprise social software with the intention to increase knowledge sharing, usage of these systems and productivity within organizations [12–14]. Similar game design elements were introduced in educational environments and systems [5–8] to increase the motivation of learners and their learning performance or in fitness software, to support people doing exercise [9,11]. Various studies report positive psychological and behavioral outcomes of using gamification, for instances on motivation, social interaction and performance [2,3,4,5-8,9,17].

With the aim to identify the game features designers might employ when engineering gamified software, several studies produced lists of the most commonly used game elements in gamification of software (see [2,3,17] for overviews). All of these reviews revealed a recurring use of the same game elements, such as points, badges, and leaderboards. However, by drawing on these typical elements many gamification projects fail to invoke gaming-characteristic hedonic experiences [16,22,35], since the gameful experience in games emerge from not only singular game elements, but rather from the dynamics that the more holistic assemblage of game features gives rise to [1,36]. Comprehensive challenges in the design process, little research on methods for designing gamified software and missing guidelines as for how to ensure the behavioral impact of the gamification design may be reasons that discourage designers from using the full potential of games and thus failing to successfully engineer gamified software [22]. Consequently, further research is needed to address the key challenges of designing gamified software and to provide guidance for the implementation of gamification projects.

2.2 Challenges of designing gamified software

Game engineering is a complex process that involves multidisciplinary work across psychology, design, programming to name only a few disciplines, thus making games multifaceted artifacts that are not only hard to define and understand [1,21,22], but additionally hard to successfully design [37]. We have begun to understand that the stimulation of human needs [1,21] the application of goals, rule systems and challenges [14,22,38] are key characteristics of games and probably responsible for their rich motivational experiences. However, since successful game approaches commonly employ manifold game designs [17,38], by utilizing many of these components, it is mostly difficult to unambiguously relate psychological outcomes to specific game features. The interplay of such design features and psychological processes characterize games [1,21], but is also responsible for their complexity. Engineering of gamification aims to invoke similar engaging experiences as games to motivate users towards specific behavior through the employment of design features from games to other environments [1,2,21,22], it thus inherits the same design complexity of games.

Adding to this complexity, the goal of gamifying a software is to affect behavior and not only entertainment as is the primary goal of games [1,4]. For example, if we consider gamified enterprise systems [12,13,39], we see that these systems have been enriched with gamification in order to make the use of such utilitarian software hedonic and more enjoyable. However, this is one side of the coin. Typically, designers that implement gamification want to achieve a more frequent utilization of a system thus ensuring better facilitation of the underlying workflows [2,17]. A gamified software thus has the double requirements of being 1.) operationally well designed to function as intended, 2.) facilitate engagement with the software so as to ensure manifestation of appreciated behaviors and behavioral change.

Games typically achieve engagement by providing challenges matched to players' skill level to provide opportunities for the experience of feelings, such as achievement or mastery that keep players engaged with the game for longitudinal periods of time [1,21,40]. The difficulty of the challenges may occasionally vary towards easier ones in order to ensure a continuous challenging and a diverse experience that keeps players in a "flow" state: an optimal experience in which the individual is fully immersed in the task they are performing that they are not aware of other externalities [40,41]. Gamification attempts to mimic these experiences by employing challenges that are matched in design and presentation to game challenges [1,40]. However, the context in which gamification is applied adds complexity on the design of engaging challenges, as the context provides operational requirements that limit the unlimited design space that typically games have. Gamification designers should thus be aware that the gamified software should meet these operational requirements for the software to have operational value to necessitate engagement with it, as is the aim of applying gamification.

The prevailing opinion is that games invoke motivation and influence behavior because they satisfy user's intrinsic needs, such as the needs for relatedness, mastery, or autonomy [1,16,21,33]. The fulfillment of basic human needs has been highlighted as a key justification for the psychological and behavioral outcomes of games in many studies [1,14,16,21,42]. However, designing software that satisfies specific human needs is complex. Designers need to be aware of motivational psychology and motivational design. This adds another layer to the complexity of designing gamified software.

3. Artifacts development

As discussed in the previous sections, engineering of gamified software is challenging, requires multidisciplinary knowledge and has extensively been conducted through methods that do not draw on each other, but rather have been developed in a vacuum by individual gamification experts. Thus, the aim of this research is to synthesize the current body of literature on gamification design methods, as well as the design principles to answer the following research question:

RQ: How should gamified software be engineered?

Given the study's focus, we opt for a design science research (DSR) approach [31,32]. DSR emphasizes the systematic development and evaluation of artifacts intended to solve practical problems. Therefore, the research process consists of two primary modes of investigation and their interplay: 1) developing/ building theory-ingrained artifacts and 2) evaluation of the developed artifacts. More specifically, we developed and evaluated two artifacts that build on each other. The first artifact is a list of *design principles for engineering gamified software*. Design principles, according to Gregor and Jones [43], provide high-level design guidance. In a similar vein, Zhang suggests that design principles “remind designers of what issues may exist and why” [44]. However, since design principles still provide no answer to the question of how to design something [44], we developed a second artifact that incorporates the first; *a method for engineering gamified software* that provides comprehensive guidance to the process of how gamified software could be designed developed.

To develop such a method to the engineering of gamified software, we employed method engineering within our DSR approach. In Information Systems (IS) research the *method engineering* methodology, which is defined as “the engineering discipline to design, construct and adapt methods, techniques and tools for the development of information systems” [45], has been established for developing methods in software engineering [46–48,49]. A common practice in method engineering is the assembly of *situational methods* for specific engineering projects based on fragments, synthesized from existing method knowledge [45,46,50,51]. Gamification provides a concrete software engineering scenario that requires situational adaptations of a standard approach unique to every software project. As discussed above, gamified software is not limited to operational requirements, but requires an in-depth understanding of human psychology. Gamification relies on games and game design in its engineering methods in order to affect user behavior. Hence, a general understanding of the gamification process as an extension of established engineering approaches is imperative to the development of functional and successful gamified software. Such a situated process of gamified software engineering requires situational aspects as dictated by the projects characteristics and its operational context. Thus, we are aiming to develop a *situational method* [45] for gamification projects that provide general guidance for engineering gamified software and could be used as *method base* for further developing situational methods for specific gamification projects at hand in an iterative method engineering process [52].

Figure 1 provides an overview of our method engineering procedure. According to Brinkkemper [45], essential aspects of method engineering are: i), the development of a comprehensive *method base* that includes all resources needed for the development of a new method; ii), the assembly of the so-called “*method fragments*” from the method base in order to construct a new situational method [45,48,52,53]; iii), evaluation of the method in a specific project that can provide knowledge for further developments of situational methods [52]. The

initial knowledge and method base could come from interviews with experts on the phenomenon under study or through literature reviews or preferably both (Figure 1).

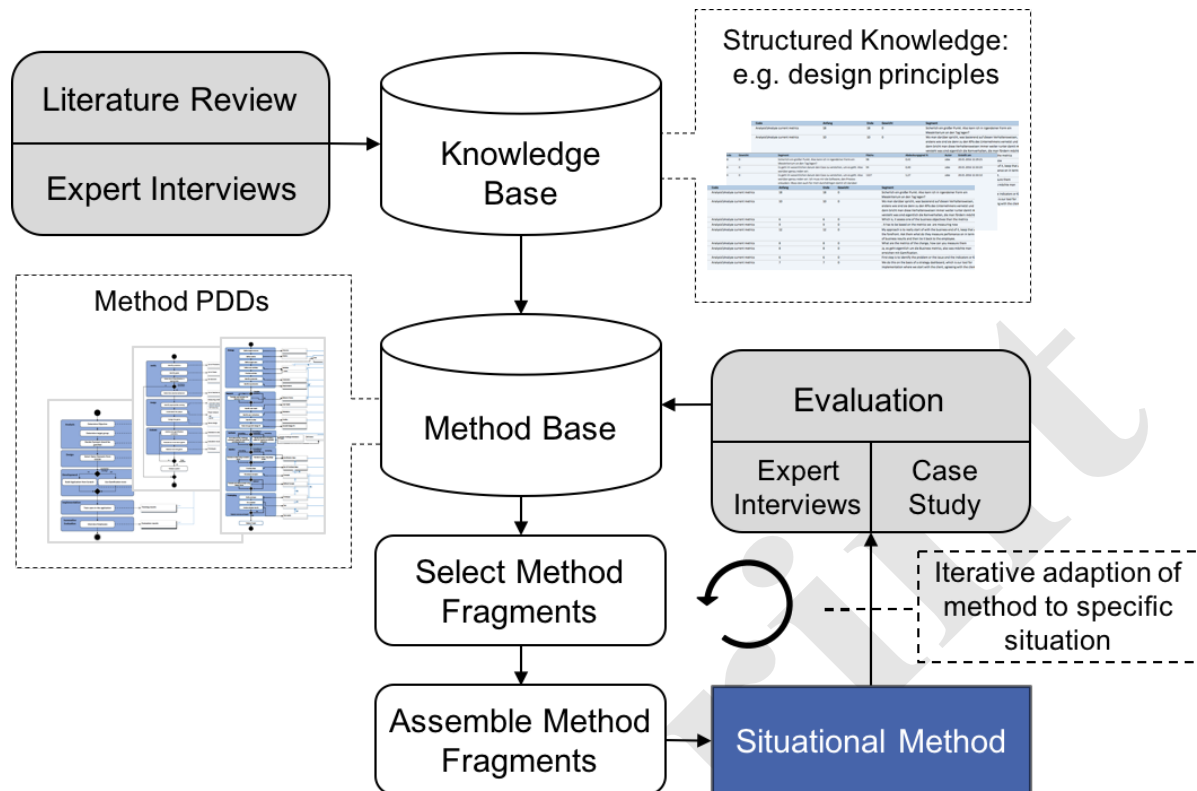


Figure 1. Situational method engineering approach followed for artifacts development

3.1 Knowledge base

In order to develop a holistic perspective on the subject matter, the method base of this study relies on two aspects: i) scholarly experiences from the literature on gamification and ii) professional experiences from experts through interviews. The coming subsections describe the sources of data for both, deriving principles for engineering gamified software and developing a comprehensive gamification method.

3.1.1. Literature review

In order to study the currently available gamification design methods, we conducted a hermeneutically-oriented iterative review [54] that is a literature review process that employs two cycles of review; the first involves the identification of relevant sources, keywords, and initial literature pieces, the second cycle involves interpretation and evaluation of the obtained results from to determine their relevance and identification of new sources. The familiarization towards the topic is essential for the correct operationalization and execution of method engineering. Thus, we aimed to review all relevant literature sources and included gray literature and practical outlets.

The review process was conducted in November 2015 and included the following databases: ProQuest, ACM Digital Library, AIS Electronic Library, IEEE Xplore Digital Library. As outlined, the first step of a hermeneutically-oriented iterative review included the identification of design related keywords for a systematic literature search, resulting in the following search strings: (gamify OR gamification) AND (framework OR model OR design OR approach). Our

systematic review next identified 468 items. In the following step, we removed duplicates and excluded results based on title, resulting in 247 items. A review of the abstracts reduced the number of articles to 35. Through a backward and forward search [55] of the identified paper on the same selected databases, we identified another 26 potentially relevant articles. We applied the same inclusion and exclusion criteria to focus on articles that present either a process model, articulate specific design principles or present other relevant information for the design of gamification. Consequently, another 6 articles were added to the literature pool. Thus, we consider a list of 41 articles (35 from the literature search +6 from back and forward searches) that include relevant information about gamification. From these articles, we extract the descriptions of methods, phases, activities, deliverables, and requirements.

In total, we found 17 gamification methods in the identified sources. The examination of these methods pointed towards seven main phases of engineering gamified software; (1) Project preparation: All activities that have to be executed before the project starts; (2) Analysis: Activities that are used to identify the necessary knowledge of users, processes and the project itself; (3) Ideation: Activities to come up with ideas for gamification designs; (4) Design: Designing gamification and creation of prototypes; (5) Implementation: deployment of a gamified software; (6) Evaluation: Evaluation and testing of the software; (7) Monitoring: Monitoring the performance of the software after the release. These phases would be further expanded upon in the coming section of this study. A summary of the identified 17 methods to engineer gamified software according to these phases is presented in Table 1.

Method	Preparation	Analysis	Ideation	Design	Implementation	Evaluation	Monitoring	Method evaluation
[56]	✓	✓	-	✓	✓	✓	-	Case study
[57]	✓	✓	✓		-	✓	✓	No evaluation
[22]	✓	✓	✓		✓	✓	-	Development workshops, case study
[29]	✓	✓	✓		-	✓	-	No evaluation
[42]		✓		✓	-		✓	Case study
[58]	✓	✓		✓	-	✓	-	No evaluation
[24]		✓		✓	✓		✓	Case study
[23]	✓	✓	✓	✓	✓	✓	✓	No evaluation
[59]	✓	✓	✓		✓		✓	Two case studies
[60]	✓	✓	✓		✓	✓	-	No evaluation
[61]		✓		✓			✓	Case study
[30]	✓	✓	✓		-		✓	No evaluation

[25]	✓	✓	✓	-	-	-	No evaluation
[28]	✓	✓	✓	-	✓	-	No evaluation
[26]	-	✓	✓	-	✓	-	No evaluation
[62]	✓	✓	✓	✓	✓	-	No evaluation
[27]	✓	✓	✓	✓	✓	-	No evaluation

Table 1. Summary description of gamification methods identified through the literature review

3.1.2. Expert interviews

In order to compare and comprehend the gathered knowledge for engineering gamified software, we also conducted interviews with gamification experts. Within this study, we consider an individual an expert based on their publicly available information about their occupation. In particular, an expert has real-world gamification experience and shows strong interest in the subject matter, as indicated by one of the following cues: i) speaks at an international gamification conference (e.g. the Gamification World Congress), ii) is a member of a gamification association, or iii) is an active gamification “influencer” on social media channels¹). We contacted over 90 gamification experts, 25 of whom are located in 17 different countries (Table 2) participated in the study [I1-I25].

The interviews conducted were semi-structured in order to ensure the collection of the most relevant answers from the experts, and yet give room for further probing to reach rich answers to unscripted interview questions when the need was presented [63]. The first part of the interview focused on the extraction of design principles for engineering gamified software while the latter part focused on engineering methods of gamified software. The interviews were conducted via Skype in English and German. All interviews lasted an average of 30 to 45 minutes and were recorded and transcribed with the permission of the interviewees.

The knowledge we gathered by conducting the literature review and analyzing the transcribed interviews was structured in tables and organized along reoccurring method activities and deliverables.

Gender	Frequency	Locations	Frequency
Male	23	USA	5
Female	2	Germany	3
		Australia	2
		Switzerland	2
Profession	Frequency	Austria	1
Director of a gamification consultancy	13	Argentina	1
UX Designer / Gamification consultant	7	Canada	1
Gamification researcher	5	China	1
		Great Britain	1
		Finland	1
		France	1

¹ The social media activity was analyzed with the service “Rise” <https://www.rise.global/gurus> based on the data from October 2015.

		Israel	1
		Italy	1
		Netherlands	1
		Saudi Arabia	1
		Singapore	1
		Slovak Republic	1

Table 2. Overview of interviewed experts

3.2. Design principles for engineering gamified software

We first focused the identification and collection of key design, which gamification methods should cover. Therefore, we synthesized the knowledge we gathered during the review and the expert interviews and compared the theoretical view with the lived experience. We summarized the result into 13 most important principles for designing gamification, presented in Table 3.

Design principles	Literature	%	Interviews	%
DP1. Understand the user needs, motivation and behavior, as well as the characteristics of the context	22; 23; 26–30; 42; 56–58; 62; 64	72	I2; I3; I4; I6; I7; I9; I11; I13; I14; I16-I20; I21-I25	76
DP2. Identify project objectives and define them clearly	23; 26–28; 30; 42; 56–58; 60; 61; 64	67	I3; I8; I11; I13; I16; I19; I21; I22; I24; I25	40
DP 3. Test gamification design ideas as early as possible	22; 23; 27; 28; 56; 57; 60; 62; 64	50	I1; I3; I4; I9; I11; I14; I18; I19; I22; I24	40
DP 4. Follow an iterative design process	22; 25; 27; 28; 30; 42; 57; 60; 62	50	I2; I9; I10; I11; I17; I22; I18; I19	32
DP 5. Profound knowledge in game-design and human psychology	24; 59	11	I1-I4; I6; I9-I16; I18; I20-I22; I25	72
DP 6. Assess if gamification is the right choice to achieve the objectives	23; 24; 26; 27; 42; 57	33	I1; I10; I13; I14; I17; I19; I22; I25	32
DP 7. Stakeholders and organizations must understand and support gamification	23; 57	11	I2; I3; I9; I10; I12; I13; I15-I17; I18; I24; I25	48
DP 8. Focus on user needs during the ideation phase	23; 27; 28; 30; 57; 58	33	I6; I11; I16; I18; I22; I25	24
DP 9. Define and use metrics for the evaluation and monitoring of the success, as well as the psychological and behavioral effects of a gamification approach	22; 23; 27; 28; 30; 42; 57; 58; 64	50	-	0
DP 10. Control for cheating / gaming-the-system	23; 26; 27; 30; 42; 57; 64; 65	44	-	0
DP 11. Manage and monitor to continuously optimize the gamification design	22; 23; 26; 28; 30; 57; 62	39	I19	4
DP 12. Consider legal and ethical constraints in the design phase	23; 27; 30; 42	22	-	0
DP 13. Involve users in the ideation and design phase	-	0	I1; I4; I11; I19; I22	20
% relative proportion to the number of considered sources within the literature or the interviews				

Table 3. Design principles for engineering gamified software

In the following, we describe each design principle in further depth:

- *DP1*: A profound understanding of the users, their motivation, and needs, as well as the characteristics of the operational context, is fundamental for engineering gamified software. A common design principle we found in the literature and interviews is, therefore, a profound analysis of the target users and the operational context in which the software should be applied. Most of the experts recommend focusing on users' needs instead of business goals and stressed the importance of user involvement especially in the ideation and design phases to ensure that a gamification design addresses actual user needs and invokes motivational experiences.
- *DP2*: The objectives of a gamified software should be clearly defined. We found that clear project goals are essential to (1) evaluate the success of the gamification dimension of software and (2) guide the overall engineering project. Both aspects can be found in the literature and were mentioned frequently during the interviews.
- *DP3*: Experts and literature recommend testing gamification ideas frequently and as early as possible so as to determine early on whether the design underway is appropriate for the users and the usage context or whether changes are necessary before more profound investments are undertaken.
- *DP4*: Engineering gamification is seen as iterative development process as to allow agility, relatively continuous assessment of design fails, and their quick rectification, as well as continuous optimization of the user experience. The literature recommends continuous monitoring and optimization of gamification projects as a prerequisite for long-term success.
- *DP5*: The interviews canonically highlighted that gamification designers need profound knowledge in game / gamification design and human motivation. Design methods found in the literature are a helpful start, especially for novices, but the experts emphasized that these methods cannot replace the knowledge, creativity, and experience needed to design solid gamification. The literature mentions this point often not explicitly but provides overviews of motivation theories and game design principles (e.g. [23,28]). In this context, some experts stressed that gamification should be designed holistically without falling into the pitfall of using typical gamification mechanics, such as points, badges or leaderboards, due to missing knowledge about game design and a lack of creativity. A frequently applied principle is thus the work with interdisciplinary teams.
- *DP6*: Before engineering gamified software, it should be assessed whether gamification is the right solution for the problem at hand. Some practitioners mentioned that not every problem can be solved with gamification. Especially, problems in the culture of an organization or technical problems, such as usability obstacles, are not necessarily correctable by the use of game features alone. On the other hand, we have also to highlight that some experts did not agree with such limitations, they argue that only the creativity of the designer limit the solution space.
- *DP7*: According to the interviews, development projects of gamified software often fail due to a lack of involving key stakeholders in the engineering process of gamified software, as well as a lack of understanding of gamification potentials and suitability amongst key stakeholders. It is thus a key principle to involve and receive the support of stakeholders as early as possible and to ensure that all stakeholders in the engineering process share a common understanding of gamification and the goals of the gamified software.
- *DP8*: During ideation and design, designers of gamified software should focus on the needs and goals of the users instead of the organizational or business needs behind. Often there is a mismatch between user goals and organizational goals however it is important again to emphasize that the motivational outcomes of gamification depend especially on the fulfillment of user needs.

- *DP9*: Metrics should be identified at the start of the engineering process and utilized to evaluate the performance of the gamified software. Clear metrics are important to be able to evaluate and monitor the effects of gamification features and to determine whether adjustments in the game mechanics are needed (e.g. to prevent cheating or to balance mechanics). In addition, metrics are important to evaluate the success of a gamification feature with regard to the intended objectives. Some interviews revealed that in practice gamification projects are often planned with a small budget and limited timeframe. In these cases, practitioners typically focus on the ideation, design and development phases to develop a minimum viable product. However, also in these cases, metrics should not be neglected to be able to evaluate the success and effects of gamification features.
- *DP10*: The literature [23,26,27,30,42,57,64,65] recommends controlling and curbing for cheating/gaming the system as it can reverse the effects of gamification and discourage users. However, some experts reported that cheating could also help to better understand the users and to optimize gamification designs accordingly.
- *DP11*: Continuous monitoring and optimization of the gamified software is a common principle to ensure that the gamification design continues to be relevant to the needs for the growing and changing user base of the gamified software. Needs of the users may change as they tenure and as new groups start to utilize the developed software.
- *DP12*: Gamified software could fail if legal and ethical constraints are not considered in the design phase. This is essential to ensure no infringements to for example the intellectual rights of others, as is the case in any development work. Especially, when gamification is applied in enterprise software, literature highlight that development projects should focus such constraints [23,27,30,42].
- *DP13*: Involvement of users during the ideation and design phases possibly through regular user tests was mentioned as an often-applied design principle so as to ensure that the design is tailored to the needs of the users. This principle is strongly related to the principles (1) and (3) but was highlighted by some interviewed experts as a separate point.

3.3 Method base

According to method engineering [45] and the research process followed by this work as indicated in Figure 1, we utilized the thus far gathered knowledge base of methods and developed a list of design principles to be utilized in the construction of a structured method base. In the method base, we first documented a corresponding process-deliverable-diagram (PDD) [45,47,48] for each identified method in the literature. A PDD describes the activities and phases of a design method on the left side and corresponding deliverables as outcomes of those activities on the right side. The PDDs were supported by tables summarizing the activities and deliverables involved in each design method. In addition to these PDDs, we also developed a PDD for each gamification engineering procedure described in the conducted expert interviews. The constructed PDDs were next analyzed, consolidated and compared.

In total, we collected 57 activities from scientific literature, 64 activities from practical outlets and grey literature, and 38 activities from the conducted expert interviews. Each activity was allocated to a particular process phase and lead to a deliverable or a partial deliverable. Following a top-down approach, we first compared the phases of the analyzed methods and then the activities of these phases. Next, we developed several comparison tables in which we grouped and aggregated similar phases and activities. Further, we printed all developed PDDs, activities, their phases, and source and clustered them visually to support the analyses taking place. Additionally, we visually identified and highlighted the occurrence of the identified design principles the phases and activities being analyzed.

Based on the gathered method fragments and previously derived design principles, we assembled our new method for gamification engineering as a synthesis of the identified phases and activities in the method base. While assembling the method, we ensured that the previously identified design principles are reflected in the method (see Table 3 for the design principles and Table 4 for their mapping to the new method phases). As seen in Table 4, some design principles were reflected in more than one method phase depending on the activities of the method phase in question.

Method phase	Design principles reflected in the method phase
1. Project preparation	DPs: 2, 6, 7, 9.
2. Analysis of context and users	DP: 1.
3. Ideation	DPs: 8, 13.
4. Design	DPs 3, 4, 5, 12, 13.
5. Implementation of design	DPs 4, 11, 13.
6. Evaluation	DP: 9.
7. Monitoring	DPs: 9, 10, 11.

Table 4. Mapping of identified Design Principles (DPs) to phases of contributed gamification engineering method

3.4. Assembled method for engineering gamified software

It became clear from our knowledge base, that most methods to engineer gamified software follow similar phases, with substantial differences in the engineering details across them. As illustrated in section (3.1); the activities of the methods extracted from the literature and next reflected upon through expert interviews can be divided into seven phases: (1) Project preparation, (2) Analysis, (3) Ideation, (4) Design, (5) Implementation, (6) Evaluation, (7) Monitoring. We have accordingly constructed a method for engineering gamified software by drawing on the key principles we identified above and the method fragments in the method base. The final method, including an overview of its activities and deliverables, can be found in the Appendix.

3.4.1. Project preparation

Development projects for gamified software should start with the project preparation and the creation of a project plan. Figure 2 illustrates activities that are part of this phase. In line with DP 2, the main purpose of this phase is to clarify the objectives of the gamification project. Eleven gamification methods in the reviewed publications and nearly all interviewed experts recommend deriving goals that could be used to measure the success of the gamified software as is communicated in DP9. Therefore, activities such as the definition, ranking, and justification of project objectives are recommended (cf. [27]). Nearly all experts confirmed these procedures in practice and emphasized that “many companies have a rough idea of what they want to do, but such a rough idea should be clearly defined in terms of what the objectives from gamification are and how they can be measured” [I17]. The interviews highlighted that defining clear objectives are important and an essential activity when engineering gamified software (Table 3). Some experts additionally highlighted that the identification of goals should be focused on user needs and motivational problems, rather than on business objectives [I18, I19]. In accordance to DP6, in this phase, it should be assessed whether gamification is applicable and suitable to achieve the identified objectives in the given situation.

The identified objectives should be used to guide the engineering process and manage expectations [I10, I12, I16, I17, I21]. The interviews indicated that a project plan with defined objectives, requirements and conditions, such as budget, duration, project team etc. is a typical outcome of this phase [I15, I16, I20, I21, I22, I24]. Some researchers [39,62] further emphasize the creation of a vision statement and initial sketches to better communicate the software objectives among the stakeholders (DP7). The knowledge we gathered from literature and experts further revealed that soft factors, such as the assurance of support from relevant stakeholders [I3, I10, I14, I21] and expectation management [I10, I12, I16, I17, I21] should be clarified from the beginning of the engineering process.

According to the interviews, this phase should always be applied when developing gamified software. Although the outcomes – in terms of the defined objectives for each project and the project condition – can differ significantly between various gamification projects, this engineering step is generally present in all projects and commonly needs no further situational adaption [I13, I16, I17, I21, I22].

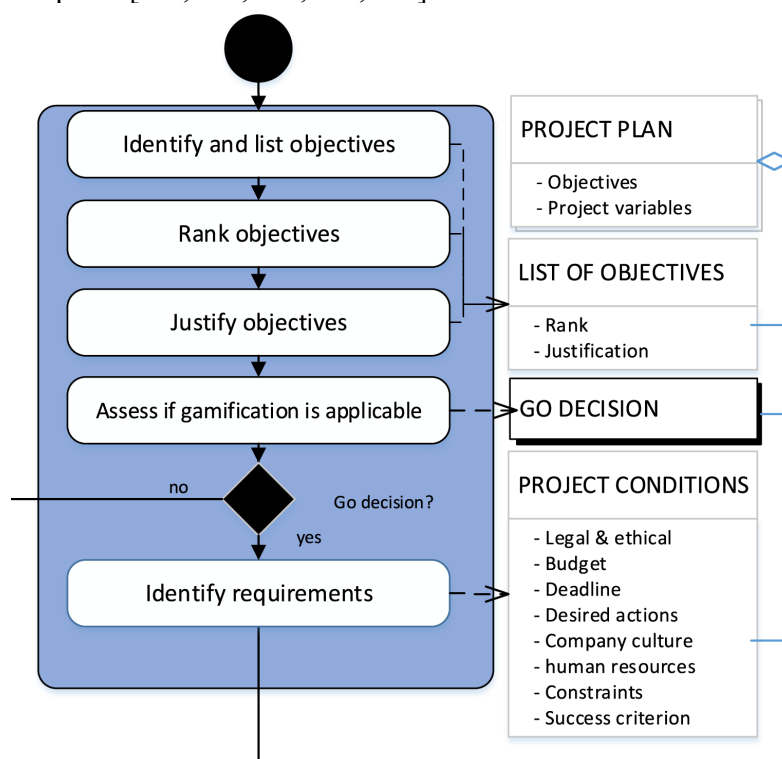


Figure 2. Activities of the preparation phase

3.4.2. Analysis (of context and users)

According to DP1, a profound understanding of the target group of the gamified software, as well as the contextual characteristics of the software to be gamified is of particular importance to design gamified software (Figure 3). Relevant literature provides detailed guidelines to support the activities of the user and context analysis [22,23,27–29,57,62]. Most of the reviewed literature on the design of gamification has put significant emphasis on understanding the users, but it has largely neglected the importance of understanding the context-specific requirements of the gamified software. Only a few studies provide details on the analysis of the serious application area (e.g. [22,56,61]). Furthermore, we found that the definition of success metrics should be conducted in this phase. Metrics provide ways through which the performance of gamified software could be quantified in order to evaluate its actual

performance [22] such as metrics for player activity, behavioral measures or extent of behavioral change [57].

User analysis should focus on the definition and characterization of target groups, to collect and analyze information about the potential users of the gamified system, several methods were suggested. These including user interviews [22], observations [I8, I2, I18], measurements of actual user behavior [27], [I18, I22], analysis of behavior chains [22], surveys [62] diaries and focus groups [25], [I21]. All of these methods were also brought up by the interviewees of our study.

Following user analysis, a typical outcome is the segmentation and description of the target group of the gamified software. Different approaches could be utilized to describe and cluster user groups, such as creating personas (fictional characters that represent specific user types) [28,30,62] or categorizations according to known player (gamer) types [26]. In addition to the identification of the demographic characterization of the target group [25], the identification of motivational factors, needs, and user goals has been especially highlighted in nearly all gamification methods and expert interviews. The interviews confirm that the development of user personas is a common practice [I12-I14, I18, I21, I23] (e.g. [27–29,57,62]) and that user groups segmentation through the use of segmentation frameworks, such as player types [66] or the Octalysis Framework² could be beneficial for determining the characteristics and intrinsic motivational needs characterizing the targeted user group. Experts, however, caution that the target user groups may be very large and heterogenic, which can result in an ineffective user analysis [I8, I25]. In such cases, the experts recommended conducting a user analysis without the development of personas that focuses on general user needs and motivations, such as the need for competence satisfaction [1,22] (see Appendix A).

On the other hand, context analysis is characterized by the identification and understanding of the context, where gamification should be applied. This analysis is particularly important in organizational contexts where the understanding of business processes, corporate culture, and technological constraints is often mentioned as a key requirement to successfully design suitable gamified software [I6, I12, I15, I17, I24]. An interviewee suggested the creation of process models and scenario analysis as approaches to context analysis in gamification engineering (I17, cf. [67]). Another interviewee recommended the creation of user journeys in order to better understand and plan the behavior of the users within a given context ([I22], cf. [54]). However, the experts interviewed agreed that context analysis seems to be more important in practice than it is emphasized upon in the academic literature. Even so, an expert highlighted that industry partners often do not fully understand why a user analysis should be conducted [I17]. Many experts mentioned that a thorough context and user analysis is a key activity when designing gamified software (Table 3). However, both activities are interwoven. For example, depending on the context, a designer has to determine the granularity of the user analysis and segmentation. Furthermore, the investigation of the context can reveal much information about the user and vice versa. A novel approach, called “activity-challenge-motivation triplets” proposed by [22] attempts to combine both user and context analysis and focuses on the identification of challenges and user motivation within a given context thus emphasizing the importance of both types of analyses (user and context analysis).

Both, the user and the context analysis are essential activities in any gamification project (DP1). However, their execution can be strongly influenced by situational factors. For instance, the

² <http://octalysisgroup.com>

feasibility to identify user needs and to develop personas, as introduced above differs depending on the size and complexity of the gamification project. Therefore, designers should carefully evaluate whether the activities of this phase can be performed as outlined or need to be adapted to the respective context of their project [45].

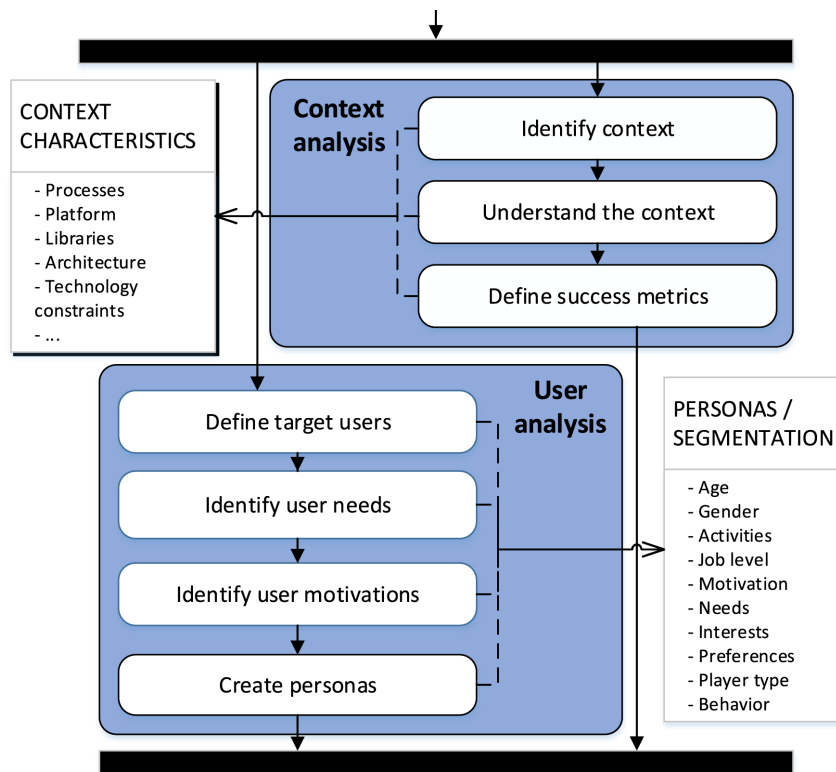


Figure 3. Activities of the analysis phase

3.4.3. Ideation

Once an analysis of user and context characteristics has been obtained, the next step is to develop a gamification design. Surprisingly, we found that several published methods as indicated in Table 1, do not describe this core activity in detail. Most of the gamification methods identified promote gamification through the creation of engaging challenges by the use of design feature known from games (e.g. [24,27,28,58,60,61]). Usually, game elements such as points, badges or leaderboards are considered as game features. In addition, some authors also consider game mechanics such as rules and dependencies that define the gameplay, game dynamics that form the interaction between a user and a game, as well as narrative aspects [1,36]. DP 8, drawn from the majority of identified methods, emphasizes the selection of game features - particularly game elements - which match previously identified user needs and promote desired user behavior as a core approach for engineering gamified software. Some argue for the use of game features, such as rewards, points, badges, leaderboards or storytelling, as building blocks [30], and assume that the combination of these building blocks with goals of the real context would invoke engaging challenges and motivate goal-oriented behavior (e.g. do activity X to unlock badge Y). Furthermore, some authors recommend aligning several game features, in order to promote repeated performance (“engagement loops”) along with a “player journey” [23,27,30]. However, the detailed process of selecting and combining gamification building blocks in order to design a gamified software often lacks descriptive details and only a few authors provide information on the mapping of game features to user’s needs [22,28]. However, as the majority of the interviews showed that in practice gamification

is a creative and iterative design process, we believe that the use of frameworks that define strict guidelines for the use of gamification building blocks may harm the needed creativity for its design.

The interviews, on the other hand, indicated that the design of gamification is a creative process that requires an ideation phase. The interviewees suggested that practice pays more attention to this creative process, and thus practitioners tend to develop comprehensive lists of gamification design ideas during their work. The interviews indicate that the first step to developing such lists is typically an iterative brainstorming activity (with the goal to come up with a large amount of ideas) [I17, I19] cf. [22,23,60]. Explorative brainstorming has been highlighted as an important approach to understand the so-called “design space” (i.e. the space of possible design alternatives) [I17, I19, 7]. Some experts stressed the importance of coming up with an epic theme or a narrative to guide brainstorming and glue design elements together ([I1, I7, I8, I11, I21, I24], cf. [28]). Some interviewees recommended focusing brainstorming on the fulfillment of user’s needs, desired behavior, and target outcome, rather than on the technology or game elements to be employed by the gamified software [I11, I14, I22, I24]. This view has also been adopted in current theoretical and conceptual views of gamification [1]. Eventually, ideas are usually consolidated in order to create a list of ideas for the upcoming design phase [I17, I19, I22] [22,62] (Figure 4).

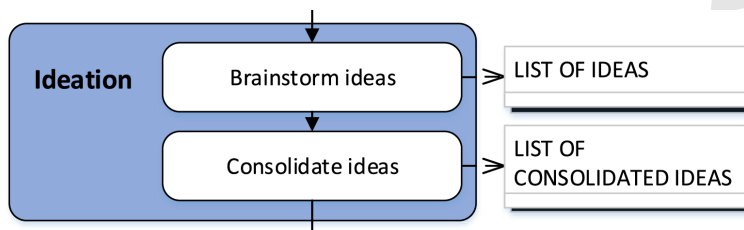


Figure 4. Activities of the ideation phase

Nearly all interviewed experts reported that they follow frameworks, such as the User-Centered Design framework [25,68], Design Thinking [I2, I11, I15, I16-I22, I25] [23], the Octalysis Framework³ [I6, I11, I12, I21], the Playful Experience framework (PLEX) [69] [I19], Lazzaro's 4 Keys 2 Fun⁴ [I16, I21] or the Person-Artifact-Task (PAT) model [42,70] in order to guide ideation. Five experts additionally mentioned the importance of user involvement in the ideation phase, in order to ensure the focus on user needs (cf. DP13). Interviewees also mentioned the use of creative techniques, such as “brainwriting”, or “proxy thinking” and “bodystorming” where a prototype of gamified software is imagined to already have been implemented in order to perceive the implications of its use in its intended use context. Such practices could be carried out in workshops with users, designers and other stakeholders [I15-I17, I20].

To support designer, we supplemented this phase of the engineering process with an overview of the techniques, tools, and frameworks that may support the ideation, presented in Table 5. For example, five experts mentioned that the playing of games and the discussion of mechanics in board and video games could stimulate ideation. The literature provides additional approaches. For instances, [22] proposes the use of “innovation stems” that inspire prompts to guide and engage brainstorming (e.g. “How might we spark a sense of pride in an assembling process?”).

³ <http://octalysisgroup.com>

⁴ <http://www.nicolelazzaro.com/the4-keys-to-fun/>

Tools	Purpose
Board and Video Games	Playing of games and discussion of game mechanics can stimulate general ideation [I1, I2, I10, I14, I25], [62].
Design Lenses	Design lenses [22] provide a special perspective on a design space to guide ideation and design in a particular direction [I2, I6, I11, I16].
Design Cards	Design cards mostly contain design lenses, such as basic human needs that are to be fulfilled by the software under development. Designers usually utilize them randomly and playfully during brainstorming to come up with ideas [I2, I8, I11, I16, I17, I19], cf. [69].
Visualizations	Visualizations (e.g. process models) are used to simplify, visualize and understand the relationships between users and their behavior in the considered environment [I11], cf. [67].
Game design patterns	Commonly recurring designs in games are often used as a foundation to develop ideas for gamification [I7, I8, I9] (see [2,17,28,30]).
Story Cubes	Story dices are dices with different icons, which are typically used to support storytelling in general. The story narrated through these dices, in turn, can be used as starting point to develop gamification themes and subsequent design [I8, I11], cf. [28].
Canvases	Canvases can help to communicate ideas, identify weaknesses and compare gamification designs in a systematic manner. [I5, I16, I17, I22] (e.g. [29]).
Decision trees	They provide decision support and guidance for the selection of game elements and mechanics [I18], cf. [25].
Best practice / gamification patterns	Best practices and recurring gamification design patterns are used as starting points for ideation [I14, I22, I24], cf. [23,24,27,30,57].

Table 5. Ideation toolbox used in practice

3.4.4. Design

After collecting ideas, concrete gamification designs for the software can be developed. This step is strongly related to the ideation phase and focuses on the elaboration of “playable” prototypes to evaluate the effectiveness of a particular gamification idea. DP3 reflects the literature and interviewees, recommending the rapid development of prototypes (e.g. in form of paper prototypes, sketches or wireframes [22,59,60]), [I7, I8, I14, I19, I21, I22] and several sources as reflected in DP4 highlight that successful gamification arises from an iterative design process (Table 3), in which ideas and designs are frequently tested and improved until they seem to be efficient and promising to reach the previously defined goals in accordance with DP13 [22,25,56]. While the type of the developed and evaluated prototypes in this phase can vary depending on the considered context, most experts preferred such an iterative proceeding for any kind of gamification project.

The literature [42,62] and 3 experts [I3, I17, I22] suggested creating a development concept as the outcome of this phase (Figure 5). This development concept should contain all the relevant information for the implementation of the gamified software designed. The interviewees also reported that sometimes an engineering transition takes place at the end of this phase, during which, the gamification designer hands the project over to a team of developers to continue the

process [59]. DP12 additionally dictates the consideration of legal and ethical constraints that affect the design. Due to the different activities in this phase (Figure 5), several experts mentioned that gamification designer requires interdisciplinary skills, such as communicated by DP5, indicating that gamification design requires a profound understanding of human motivation, game design, business processes and information system design in order for the designers to be able to understand all dimensions of this phase and to effectively communicate with all stakeholders coming from diverse backgrounds. As the activities in the ideation and design phase are multifaceted, collaboration in interdisciplinary teams is a common principle (Table 3), particularly in these phases.

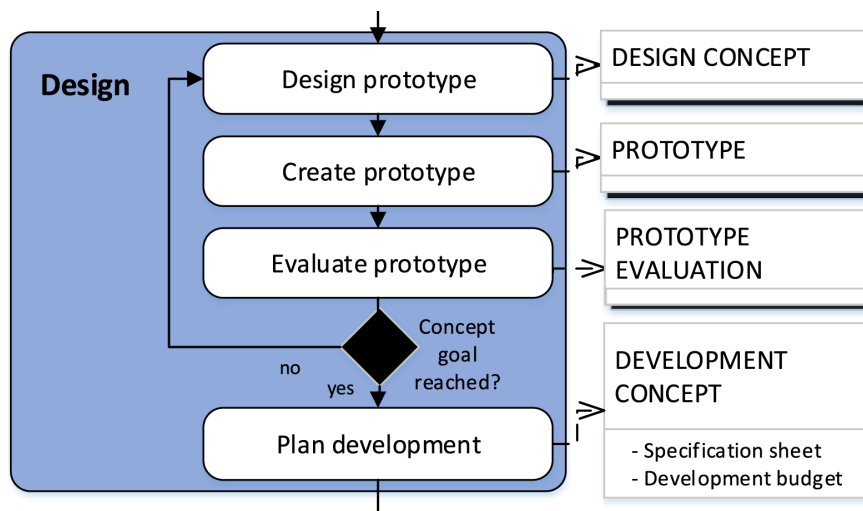


Figure 5. Activities of the design phase

3.4.5. Implementation of a design

The majority of the methods in the reviewed body of literature contain an implementation phase (Figure 6). However, little information about the details of its execution is found. It can be summarized that the purpose and outcome of this phase are the carrying out of a pilot, which can be used for field evaluation of the gamified software [42], [I15, I22, I24]. The interviews suggest that proceeding within this phase is determined by the decision to either (A) develop the gamified software through an in-house team, (B) employ external developers or (C) adapt the design to an existing off-the-shelf gamification platform. While various platform solutions for different enterprise scenarios exist, such as innovation communities, enterprise social software or employee training, other cases may require the development of individual solutions. Most experts reported that they usually build gamification solutions within their own team. Some reported that they use external developers [I10, I17, I21, I22] or the developers of a client [I10, I13, I14, I17, I21, I22]. A few times, the use of available gamification platforms was mentioned ([I22], cf. [59,60]). The decision depends on the considered context; thus, it might be suitable to adapt the activities of this phase to a particular project scenario [45]. While platform solutions typically provide pattern and best practices for the implementation of gamification features in a specific scenario, several sources recommend an iterative procedure (DP4) in development cycles to ensure quick identification and assessment of technical issues when developing individual gamification solutions [27,60]. In the latter, continued user and playtesting after development cycles, is a recommended practice to evaluate and optimize the designed gamification, ensuring its effectivity and success (DP11). An interviewee additionally emphasized the importance of project management practices and recommended the involvement of gamification experts within the development process [I14].

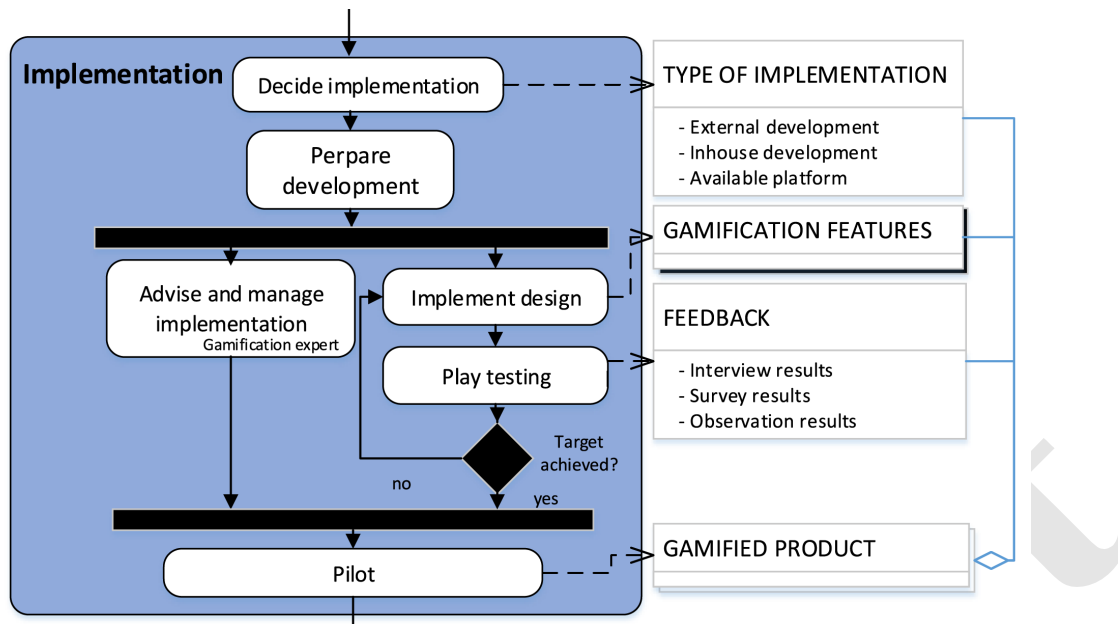


Figure 6. Activities of the implementation phase

3.4.6. Evaluation

The aim of the evaluation phase (Figure 7) is to investigate, whether the developed gamified software meets its predefined objectives from phase (1) and to use the set metrics for gamification evaluation in accordance with DP9. Several approaches to evaluate a gamification design can be found in the literature. These range from quantitative to qualitative approaches [24,42,58,61,62]. The interviewed experts reported that they typically conduct interviews [I9, I12, I19, I21, I22, I25], surveys [I1, I22, I25] of users, to analyze their perception and interpret usage data [I19] or conduct A/B-testing [I18, I23], to determine the differences between a gamified and a non-gamified version or to evaluate the effects of different gamification interventions. Moreover, playtesting was one of the most mentioned evaluation methods. Playtesting refers to the observation of users while undertaking a task in a game [22,42]. Several experts have highlighted that observing user behavior is more effective than interviewing them about their behavior, as users experience difficulties in accurately describing their lived experiences verbally [I7, I11, I18, I21]. These difficulties may include the inability to articulate experience or the unintentional communication of perceptions different from the reality of what the users have experienced. Another evaluation technique is the use of a service quality model to measure the effectiveness of the gamified software as a service provided to end users [58]. Unfortunately, the experts stressed that in commissioned work, evaluation is often done in a lean manner or omitted altogether, since often no budget is set aside for the evaluation phase [I15-I17, I21, I22]. In these cases, the pilot is just launched.

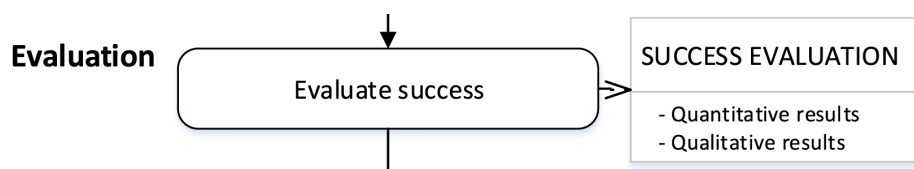


Figure 7. Activity of the evaluation phase

3.4.7. Monitoring

While gamification may be perceived as a (never-ending) iterative process of design, development, evaluation, monitoring, and adaption [28] in accordance with DP11, the reviewed gamification methods have largely omitted this aspect. Most simply recommend a launch and post-launch monitoring (see [22] for an overview). The interviews indicate that practitioners often see gamified software as classical software engineering projects with a clear start and end [I17]. Therefore, monitoring and management are often not planned or budgeted for in practice [I12, I14, I15, I21]. However, this is not an ideal practice as the impact of game features may vary, based on the user characteristics and the usage duration [71]. More than half of the experts emphasize that gamification projects should not be considered as typical software engineering projects with a clear end. “A successful gamification project should never end because it will become part of how the organization works” [I3]. Most experts recommend a monitoring phase during which system usage is investigated in regular intervals. The collected data is used to evaluate the implemented gamification design, to identify irregularities and to check whether the desired user behavior is achieved in accordance with DP9. Based on the gathered insights, gamification mechanics, rules and contents should be tweaked in order to keep the system engaging and adaptive to changing objectives and user needs. One way gamified software should be tweaked or adapted is to ensure that activities that lead to cheating the systems are controlled (DP10). A typical outcome of this phase (Figure 8) is a list of improvements (e.g. adaption of parameters in the implemented software [I4, I21] or a plan for a new release [I2, I14]). Furthermore, the use of A/B-testing has been mentioned and can be utilized to continuously optimizes the parameters of gamification [I11, I19].

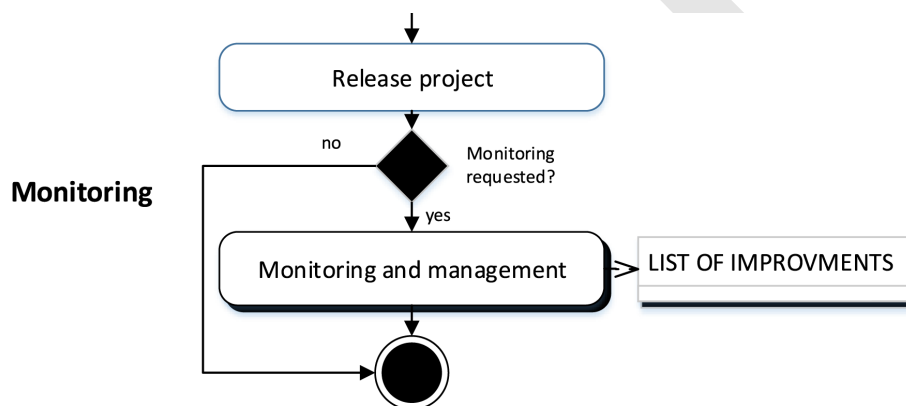


Figure 8. Activities of the monitoring phase

4. Artifacts evaluation

We evaluated the developed artifacts in a twofold manner: 1) we conducted expert interviews [31] and 2) we utilized the developed method in a software engineering project as a case study-oriented evaluation, following Runeson and Höst [72].

4.1. Experts evaluation

4.1.1. Participants

All the 25 interviewed gamification experts who participated in the interviews for the method development were invited to participate again in a method evaluation interview. Ten experts

agreed to evaluate the developed method [E1-E10]. Table 6 gives an overview of the participants.

Gender	Frequency	Locations	Frequency
Male	9	USA	2
Female	1	Australia	1
		Switzerland	1
		Argentina	1
Profession	Frequency	Canada	1
Director of a gamification consultancy	6	China	1
UX Designer / Gamification consultant	3	Israel	1
Gamification researcher	1	Saudi Arabia	1
		Slovak Republic	1

Table 6. Overview of interviewed experts in the evaluation of the method

4.1.2. Procedure

The interviews were conducted via Skype and lasted for approximately 30 minutes. The interviews commenced with a comprehensive introduction to the developed design principles, as well as the developed method and then, both artifacts were extensively discussed with the experts. The interview discussions contained both, structured questions to generally evaluate the method as a unit and semi-structured questions through which the developed gamification method and the design principles were discussed more in-depth through probing.

The structured questions were based on established frameworks for the evaluation of method quality [73,74]. According to Kitchenham et al. [73], we focused the methods' *semantic quality* (feasible completeness and validity), *pragmatic quality* (feasible comprehension and understandability) and *practical utility*. First we asked the interviewees if they believed that the method covers the whole gamification engineering process comprehensively (*feasible completeness*); second we checked whether the experts perceive the method and its statements as correct and valid (*feasible validity*); third we asked if the method procedures are easy to understand (*feasible understandability*); fourth we evaluated whether the method is presented in an understandable form (*feasible comprehension*); fifth we asked the experts if they would use the method in their work or for education (*practical utility*). Based on the transcribed interviews we comprehensively analyzed the participants' overall agreement or disagreement with these questions and the more open discussion of the design principles, the method, and its fragments.

4.1.3. Evaluation results

Overall, the experts who participated in the evaluation confirmed that the identified design principles in Table 3, approved them as best practices and agreed that they were incorporated into the developed method. Most discussions were centered around DP4 which argues that engineering gamified software should follow an iterative design process and DP7 that states that stakeholders and organizations must understand and support gamification. The experts agreed that design and development should be iterative, however, two experts highlighted that commissioned work does not always allow an iterative procedure [E8, E10] and instead, mainly recommended adherence to DP3 that advocates the testing of gamified software early. When discussing DP7, one expert highlighted that it is more important that stakeholders support gamification rather than understand it [E4]. This expert reported that they typically involve stakeholders in the design process (DP13) consequently providing an introduction to stakeholders as to what gamification is and what it is not [E4]. Two experts completely

disagreed with DP7 and stated that “often the organizations don’t even want to know what will be done in detail, they are just interested in achieving specific goals with gamification” [E2; E9]. All other experts highly agreed that DP7 is important. Experts additionally agreed that it should be determined whether gamification is the appropriate design or not at the outset of a project (DP6). However, different opinions were expressed about the situation where this activity should be carried out. [E4] mentioned that in some cases the decision to gamify software is often made before a project starts hence the project is already established with that purpose. [E1] highlighted that the current position of the “assess if gamification is applicable” activity in the method is correct, but in some cases, context knowledge might be needed in order to assess if gamification is the right choice. Therefore, he noted that depending on the situation, this activity might also be carried out after the context analysis. Thus, situating the developed method to a particular project might be needed with regards to the sequencing of some procedures that are part of the method. Another expert shared the opinion that software can be gamified almost always [E2] as the creativity of the designer creates the borders and hence the expert did not perceive a need for an activity to determine whether gamification is the appropriate solution.

The evaluation of the method via expert interviews revealed positive quality results regarding all three evaluated dimensions of Kitchenham et al. [73]. All interviewees confirmed that the developed method is *understandable* and the selected presentation format supports its comprehensibility. However, two experts highlighted that a fundamental understanding of gamification is required before following this method at hand [E4, E9]. Nine of ten experts agreed that the contributed method is *complete* and contains all relevant steps. Two experts criticized the method for providing little assistance in the choice of gamification elements [E4, E9]. However, as the majority of the interviews showed that in practice gamification is a creative and iterative design process, we suggest that the use of frameworks that define strict guidelines may harm the creative design process. If more support is sought, we refer to the overview of methods, tools, and frameworks collected in Table 5. Small recommendations from the experts included: i) the need to emphasize the importance of the user journey in order to invite designers to think about long-term engagement with the gamified software [E8], ii) the aspect that problems during implementation can lead to a new design iteration [E2], or iii) that budget should be considered during the ideation phase to ensure realistic ideation [E4]. In general, the artifacts received positive feedback with three experts willing to test them in their work or compare their typical proceeding with the developed method [E2, E6, E7]. Nine out of ten experts agreed that a gamification engineering project is likely to be successful using the method - assuming that it was executed correctly - and confirmed its high *practical utility*.

4.2. Case study evaluation of the method

The method developed in this paper can be seen as a method of methods since it synthesizes prior frameworks and knowledge on gamification design that has accumulated during the past 5-7 years. This fact may not have necessitated the empirical validation of the method as it already is composed of elements and methods fragments validated in a prior stream of accumulated knowledge on designing gamification. However, the most crucial aspect that warranted a practical validation next to the expert evaluation is the need to evaluate the holistic practicality of the assemblage.

4.2.1. Case study design and objectives

To conduct a practical evaluation of the method as described, we utilized it in a gamified software engineering project, that has been conducted in cooperation with a large German

engineering company. In selecting the company and subsequently the case study, we aimed to identify an environment in which there was a need to develop a gamified software and allowed a research cooperation under which we could evaluate the developed method. The aim of the software development project was to develop a gamified crowdsourcing application that motivates people to share parking space information and create an interactive map of parking spots, allowing people to easily see the location and conditions of on-street parking spaces across a city. We chose this context since the sharing of parking information is a task that is not fundamentally engaging while very effective in city management and could facilitate an integral aspect of the daily life of drivers. We hence identified a need to employ motivating mechanics through gamification in order to positively influence the sharing of parking information. Consequently, the engineering of a gamified software for such a challenging context can thus easily show whether an approach to its engineering is effective or not by evaluating the extent to which it provided enough engagement for users to participate in such a service.

4.2.2. Procedures

The project was conducted by an interdisciplinary team of seven members, including two designers, three programmers, one software architect, one marketing/ business development expert, and one project manager. One of the authors of this paper was involved in the project to examine the applicability of the method. According to the contributed gamification engineering method, the team started with the preparation phase. The team carried out a workshop with three stakeholders of the engineering company (two business development experts and a user-experience expert), two car drivers and a local retailer. In this workshop, the team has identified, prioritized and justified the project objectives. Subsequently, the team developed a project plan including an estimated budget, an overview of the required skills in the development team, and an initial milestone list. Further, the team clarified the requirements of personal data collection, operational success criteria, the possible use of open source tools and libraries and the possible employment of the app by the stakeholders of the case company. A closer look at the company culture was not relevant for the project.

Next, the team conducted the context and user analysis phase. In that phase, the design context of on-street parking mapping in collaboration with city-planners of several large German cities was carefully analyzed. Existing solutions were analyzed by reviewing 13 existing parking apps and services, as well as by a survey of 117 potential users of the app. This investigation of the gamification context assisted in the identification of different user groups and in the characterization of potential contributors that might share parking information in the app (see e.g. [17,75] on gamified crowdsourcing). Further, the team conducted user surveys and interviews with focus groups to understand potential users of the app and in particular their needs and motivations.

Based on the insights from the user and context analysis, the team developed four personas (altruists, drivers, gamers, tinkerer). As part of the ideation phase, the team conducted several workshop sessions. The playing and analysis of especially context-related board and video games, such as Monopoly® or SimCity, along with the examination of typical gamification design patterns helped the team to come up with a list of gamification ideas. Based on the consolidated ideas, the team iteratively developed prototypes following an agile scrum approach. In the first iteration, the team developed and evaluated a paper prototype with printouts of maps, post-its, paper money and lego-figures. Next, the team developed several

sets of wireframes and an initial app prototype using HTML and JavaScript.⁵ Finally, the project was transferred to a professional team of game developers, who are currently working on a market-ready pilot of the app.⁶ According to the initially identified operational requirements for the application, the developed prototypes were tested regularly: first through a small test group with 10 users and qualitative feedback, and afterward through a larger field test.

4.2.3. Analysis and findings

Overall, we found that the method developed through this research showed great promise in the gamification software project it was implemented in. The developed gamified application was successful in meeting its development objectives of creating a map of parking information through crowdsourcing. In a three-month period, a total of 372 users in several large German cities used the gamification application developed. Parking information (e.g. price information, location, restrictions) for more than 7000 street segments have been shared by the users of the app, which indicates that the proposed method indeed supported us to develop functional gamified software.⁵

With regards to the practicality, order, and structure of the method, the development team along with the business partners experienced a sense of ease and understanding of what is to take place next with regards to the management of the project. The procedures of the method were followed in order and a need was not uncovered to change the structure or flow of the method. The only exception being that at the first stages of the project and utilization of the method, it was already determined that gamification was a suitable solution as that was the criteria for selecting the case study. That meant that in line with some experts, activity parts of stage one of the method could take place before the start of the project or the utilization of the method. Holistically, the expert interviews and the practical evaluation of the method indicate that the method is useful, easy to use and implement in practice as well as that the assemblage and organization of the method can relevantly and appropriately guide a gamification software projects stages and proceedings.

4.3. Threats to validity

The main objective of the present study was to bring validity, reliability, and rigidity to the emerging and sprawling discussion on how gamification should be designed and implemented. In order to rigorously ground this pursuit of unified knowledge in the field, this study conducted the most comprehensive review of prior design frameworks as well as interviewed recognized experts of the area. Through careful processes of qualitative analysis and design science (see Figure 1), a gamification engineering method was produced which combines aspects of the prior discussions that have been regarded as the most important aspects of gamification design. The method was further evaluated through both its use in a real gamification initiative as well as through more expert interviews. However, it is also important to assess the validity and reliability of the present study; its research procedures and results [76]. The study consisted of four points of gathering data (before assembling the method: 1. expert interviews and 2. systematic literature search as well as after assembling the method; 3. expert interviews and 4. a case study of applying the method in a real-world gamification design scenario) and five points of separable data analysis portions (A. analysis of expert interview data before the

⁵ See <http://parking-app.de> for more information about the first app prototype and its field test.

⁶ See <https://parkineers.com> more information about the pilot.

assemblage, B. literature analysis, C. the assembly of the method itself, D. expert interview data analysis after the assemblage and E. analysis of the case study).

Both, the data gathering and data analysis, conducted as part of this study present threats to the validity of the results [77,78]. Threats to the generalizability of results can arise from data collections that are not conducted systematically and representatively. Thus, we conducted a hermeneutically-oriented systematic literature review and interviewed a broad international group of experts with different professions. However, as the participants were self-selected, the population of interviewees might represent a population with a strong positive affinity toward sharing their experiences. This may have prevented us from gathering data on methods that are considered by their authors as special intellectual property or not to sharable in a research setting. Further, the nature of interviews as data collection methods [77] and common issues in interpersonal communication may have influenced the collected data and the procedure of its collection [77,79]. To ensure a correct mutual understanding of the interviewer and the interviewees, we have used open questions, allowing for clarification discussions to emerge and both parties have dug deeper in the discussion of the answers if it was needed.

The analysis of the gathered data by the interviews and literature review was conducted meticulously and systematic. However, as typical in qualitative research the gathered data has to be interpreted, which to some degree influence the results of the analysis and thus the development of the method. To control for *internal validity*, first, the analysis was conducted by multiple researchers to minimize the influences of individual biases through a collective process, as proposed by [77]. Second, the research process and results were continuously assessed, not only to ensure internal validity but to further ensure the reliability of the research and findings. Third, we evaluated our results through interviews with independent experts and through a practical validation with a large, German company. This adds to the internal and external validity of the research, especially that practitioners specifically would be concerned with the utility and practicality of our findings. Moreover, the situational nature of the method allows practitioners to adapt the method to context, making this method a scaffold method of methods, which is generic enough to be tailored to various situated needs, which adds to the external validity of the results.

The conducted method evaluation itself further presents some validity and reliability threats although it was employed to control some threats. Since the primary evaluation of the method was done by interviews, the same threats appeared as discussed in the context of data collection through expert interviews. The case study evaluation adds to the generalizability of the results but also provides some threats. In order to control for the reliability of the results, only one of the authors of this paper was involved in the case evaluation to examine the applicability of the method in addition to other six members who have been involved in carrying out the project associated with the evaluation of the method.

Overall, the literature review, expert interviews and practical validation conducted as part of this research shed novel insights on the overall nature of gamified software engineering discourse in both, academia and practice. However, as with any research work, the limitations of this work provide various avenues for future research: First, the evaluation of the method took place in one context only, further research is recommended to continue on the practical evaluation of the method in order to draw more insight on their practicability and their situated nature. It would further be interesting to compare evaluations of the artifacts in various software areas and to see whether they are universally applicable or whether special considerations and modification may be needed for their use depending on the software engineering area. We

hence recommend research to further uncover guidelines that would assist in the utilization of this gamification engineering method in different contexts. Secondly, evaluation of the use of the contributed design principle as spate guidelines for the engineering of gamification software did not take place. Future research could explore the extent to which the design principles could on their own be usefully employed to develop successful gamified software and whether they hold across an engineering contexts. Third, while the contributed engineering method is a scaffold method of methods, comparative research could be conducted to evaluate its utility against current popular methods of gamification engineering. Finally, more research studies and possibly action and design research is needed to be conducted utilizing our contributed method and design principles to further provide evidence as to their utility.

5. Conclusions and reflections

The chief objective of the present study was to advance the holistic understanding of how gamified software should be designed and implemented by developing a method for engineering gamification. We tackled this research problem with a design science research approach; firstly, by rigorously synthesizing prior design frameworks as well as interviewing recognized experts of the area. Secondly, by developing a method for the engineering of gamified software based on the gathered knowledge and design principles from the previous step. Thirdly, we evaluated the method through expert interviews and a practical evaluation in the form of a case study. As a result, the present research contributes a method for gamification engineering as well as a more confined treatise of overall design principles for gamification.

The evaluation of the developed method indicated that the method is comprehensive, complete and provides practical utility as well as that it addresses several crucial points that have not been catered for in prior attempts to formalize gamification engineering or in many gamification initiatives in practice. For instance, the selection of game-design elements and game mechanics to employ in gamification is often thought of as a creative and brainstorming-based activity in practice, unlike what is advised in prior literature [22]. Compared to previously published methods that often lack a detailed description of the creative ideation and design phases (e.g. [24,25,27,30,58,61]), we have separated the ideation phase in our method from the design phase to further emphasize its importance and we have collected a set of tools and frameworks that have been employed in practice to assist with brainstorming, ideation and design without providing a strict procedure so as to allow for designer creativity (Table 5). We further highlighted that developers designing gamification are urged to attain a holistic, multifaceted and profound understanding of game design during gamification engineering, rather than relying on pre-defined lists of possible game mechanics they can merely introduce to their software.

Engineering gamification should be seen as a situational and iterative development process with a high degree of user involvement and early testing of design ideas [22,25,27,28,30,42,57,60,62]. While iterative and user-centric designs are hardly novel approaches in software development in general, our data is canonical about the importance of situationally and iterativeness, since gamification applications are exceedingly complex information systems. Iterative development and early testing, as in our method, can support the design of complex game approaches. Due to the early evaluation of design ideas, possible psychological and behavioral outcomes could be identified, even if the underlying psychological processes are not completely clear to the designer.

It is not enough to execute the gamification design in a technically stellar manner but also the manifold and multidimensional aspects of context, user psychology and engagement have to guide the design [1,22]. The objective of gamification - affecting human behavior - requires a comprehensive understanding of the user, the desired behavior and the context in which the user behavior take place. Therefore, besides the user analysis that can be found in most previous methods, the present method particularly emphasized the importance of the context analysis as a separate activity in engineering gamification. Our evaluation indicates that working with a multidisciplinary team, bringing together technical, game-design and psychological competencies during the analysis, ideation and design process, has been suitable in user and context understanding. In the practical evaluation, we were able to confirm that the identified approach to gamification seems appropriate to meet the challenge. Furthermore, we found that analyzing the context can help to specify and understand possible target groups, their needs, and design limitations.

Overall, the developed method can be seen as a method of methods that accumulates frameworks and knowledge on gamification design from prior literature. The artifact is thus providing a holistic view on the topic and addresses many of the challenges of engineering gamified software, which has been overlooked in previous research.

Acknowledgements

This work was supported by the Robert Bosch GmbH, the Finnish foundation for economic education (10-5562), the Finnish Funding Agency for Technology and Innovation (TEKES - project numbers 40111/14, 40107/14 and 40009/16) and participating partners, as well as Satakunnan korkeakoulusäätiö and its collaborators. The authors wish to thank the editors, reviewers and proofreaders for their time and effort. Further, the authors thank Julian Abe for his support in this research project.

References

- [1] K. Huotari, J. Hamari, A definition for gamification: anchoring gamification in the service marketing literature, *Electron. Mark.* 27 (2017) 21–31. doi:10.1007/s12525-015-0212-z.
- [2] J. Hamari, J. Koivisto, H. Sarsa, Does gamification work?--a literature review of empirical studies on gamification, in: *Proc. 47th Hawaii Int. Conf. Syst. Sci.*, IEEE, Hawaii, 2014: pp. 3025–3034. doi:10.1109/HICSS.2014.377.
- [3] O. Pedreira, F. García, N. Brisaboa, M. Piattini, Gamification in software engineering – A systematic mapping, *Inf. Softw. Technol.* 57 (2015) 157–168. doi:10.1016/j.infsof.2014.08.007.
- [4] J. Hamari, J. Koivisto, Why do people use gamification services?, *Int. J. Inf. Manage.* 35 (2015) 419–431. doi:10.1016/j.ijinfomgt.2015.04.006.
- [5] P. Denny, The effect of virtual achievements on student engagement, in: *Proc. SIGCHI Conf. Hum. Factors Comput. Syst. - CHI '13*, ACM Press, New York, New York, USA, 2013: pp. 763–772. doi:10.1145/2470654.2470763.
- [6] L. Hakulinen, T. Auvinen, A. Korhonen, Empirical study on the effect of achievement badges in TRAKLA2 online learning environment, in: *Learn. Teach. Comput. Eng.*, IEEE, Macau Macau, Macau, 2013: pp. 47–54. doi:10.1109/LaTiCE.2013.34.
- [7] J. Hamari, D. Shernoff, E. Rowe, B. Coller, T. Edwards, Challenging games help students learn: An empirical study on engagement, flow and immersion in game-based learning, *Comput. Human Behav.* 54 (2016) 170–179. doi:10.1016/j.chb.2015.07.045.
- [8] R.N. Landers, Developing a theory of gamified learning: Linking serious games and gamification of learning, *Simul. Gaming.* 45 (2014) 752–768. doi:10.1177/1046878114563660.
- [9] J. Hamari, J. Koivisto, “Working out for likes”: An empirical study on social influence in exercise gamification, *Comput. Human Behav.* 50 (2015) 333–347. doi:10.1016/j.chb.2015.04.018.
- [10] B.A. Jones, G.J. Madden, H. Wengreen, The FIT Game: preliminary evaluation of a gamification approach to increasing fruit and vegetable consumption in school, *Prev. Med. (Baltim).* (2014) 76–79.
- [11] A. Matallaoui, J. Koivisto, J. Hamari, R. Zarnekow, How effective is “Exergamification”? A systematic review on the effectiveness of gamification features in exergames, in: *Proc. 50th Hawaii Int. Conf. Syst. Sci.*, Hawaii, 2017.
- [12] B. Morschheuser, C. Henzi, R. Alt, Increasing intranet usage through gamification – insights from an experiment in the banking industry, in: *Proc. 48th Hawaii Int. Conf. Syst. Sci. (HICSS)*, IEEE, Kauai, HI, 2015: pp. 635–642. doi:10.1109/HICSS.2015.83.
- [13] J. Thom, D. Millen, J. DiMicco, Removing gamification from an enterprise SNS, in: *Proc. ACM 2012 Conf. Comput. Support. Coop. Work*, ACM Press, Seattle, Washington, USA, 2012: pp. 1067–1070. doi:10.1145/2145204.2145362.
- [14] B. Morschheuser, A. Maedche, D. Walter, Designing cooperative gamification: Conceptualization and prototypical implementation, in: *Proc. 20th ACM Conf. Comput. Coop. Work Soc. Comput. (CSCW 2017)*, ACM, Portland, OR, USA, 2017: pp. 2410–2421. doi:10.1145/2998181.2998272.
- [15] S.K. Bista, S. Nepal, C. Paris, N. Colineau, Gamification for online communities: A case study for delivering government services, *Int. J. Coop. Inf. Syst.* 23 (2014) 1–25. doi:10.1142/S0218843014410020.
- [16] L. Hassan, Governments should play games: Towards a framework for the gamification of civic engagement platforms, *Simul. Gaming.* 48 (2017) 249–267. doi:1046878116683581.

- [17] B. Morschheuser, J. Hamari, J. Koivisto, Gamification in crowdsourcing: A review, in: Proc. 49th Hawaii Int. Conf. Syst. Sci. (HICSS), IEEE, Hawaii, 2016: pp. 4375–4384. doi:10.1109/HICSS.2016.543.
- [18] Gartner, Gartner says by 2014, 80 percent of current gamified applications will fail to meet business objectives primarily due to poor design, (2012).
- [19] Gartner, Gartner says by 2015, more than 50 percent of organizations that manage innovation processes will gamify those processes., Press Release, Gart. Inc. (2011). <http://www.gartner.com/it/page.jsp?id=1629214> (accessed April 14, 2017).
- [20] IEEE, Everyone's a gamer: IEEE experts predict gaming will be integrated into more than 85 percent of daily tasks by 2020, (2014). http://www.ieee.org/about/news/2014/25_feb_2014.html (accessed April 14, 2017).
- [21] S. Rigby, Gamification and motivation, in: S.. Walz, S. Deterring (Eds.), *Gameful World Approaches, Issues, Appl.*, The MIT press, London, 2015: pp. 113–138.
- [22] S. Deterding, The lens of intrinsic skill atoms: A method for gameful design, *Human–Computer Interact.* 30 (2015) 294–335. doi:10.1080/07370024.2014.993471.
- [23] M. Herger, *Enterprise Gamification: Engaging people by letting them have fun*, CreateSpace Independent Publishing Platform, Leipzig, 2014.
- [24] R.W. Helms, R. Barneveld, F. Dalpiaz, A method for the design of gamified trainings, in: Proc. Pacific Asia Conf. Inf. Syst., AIS, Singapore, 2015: p. 59.
- [25] C. Marache-Francisco, E. Brangier, Process of gamification, in: Proc. 6th Centric, IARIA, Venice, Italy, 2013: pp. 126–131.
- [26] K. Robson, K. Plangger, J.H. Kietzmann, I. McCarthy, L. Pitt, Is it all a game? Understanding the principles of gamification, *Bus. Horiz.* 58 (2015) 411–420. doi:10.1016/j.bushor.2015.03.006.
- [27] K. Werbach, D. Hunter, *For the win: How game thinking can revolutionize your business*, Wharton Digital Press, Philadelphia, PA, 2012.
- [28] J. Radoff, *Game on: Energize Your business with social media games*, Wiley Publishing, Inc., Indianapolis, IN, 2011.
- [29] A. Dignan, *Game frame: Using games as a strategy for success*, Free Press, New York, NY, 2011.
- [30] J. Kumar, M. Herger, *Gamification at work*, Interaction Design Foundation, 2013.
- [31] A. Hevner, S. March, J. Park, S. Ram, Design science in information systems research, *MIS Q.* 28 (2004) 75–105.
- [32] W. Kuechler, V. Vaishnavi, A framework for theory development in design science research: multiple perspectives, *J. Assoc. Inf. Syst.* 13 (2012) 395.
- [33] S. Deterding, D. Dixon, R. Khaled, L. Nacke, From game design elements to gamefulness, in: Proc. 15th Int. Acad. MindTrek Conf. Envisioning Futur. Media Environ., ACM Press, Tampere, Finland, 2011: pp. 9–15. doi:10.1145/2181037.2181040.
- [34] H. Van der Heijden, User acceptance of hedonic information systems, *MIS Q.* (2004) 695–704.
- [35] I. Bogost, Gamification is bullshit, in: *Gameful World Approaches, Issues, Appl.*, 2011: pp. 65–80.
- [36] R. Hunicke, M. LeBlanc, R. Zubek, MDA: A formal approach to game design and game research, Proc. Assoc. Adv. Artif. Intell. Work. Challenges Game Artif. Intell. 4 (2004).
- [37] R. Brookey, *Hollywood gamers: digital convergence in the film and video game industries*, Indiana University Press, 2010.
- [38] J. Juul, *A casual revolution: Reinventing video games and their players*, MIT press, 2010.
- [39] P. Herzig, S. Strahringer, M. Ameling, Gamification of ERP systems-Exploring gamification effects on user acceptance constructs, *Multikonferenz Wirtschaftsinformatik.* (2012) 793–804.

- [40] J. Hamari, J. Koivisto, Measuring flow in gamification: Dispositional Flow Scale-2, *Comput. Human Behav.* 40 (2014) 133–143. doi:10.1016/j.chb.2014.07.048.
- [41] M. Csikszentmihalyi, *Beyond boredom and anxiety: Experiencing flow in work and play*, Josselynass, San Francisco, 1975.
- [42] Z. Fitz-Walter, *Achievement unlocked: Investigating the design of effective gamification experiences for mobile applications and devices*, Queensland University of Technology, 2015.
- [43] S. Gregor, D. Jones, The anatomy of a design theory, *J. Assoc. Inf. Syst.* 5 (2007) 312.
- [44] P. Zhang, Toward a positive design theory: Principles for designing motivating information and communication technology, in: M. Avital, R.J. Boland, D.L. Cooperrider (Eds.), *Des. Inf. Organ. with a Posit. Lens (Advances Appreciative Inq., Emerald Group Publishing Limite*, 2007: pp. 45–74.
- [45] S. Brinkkemper, Method engineering: engineering of information systems development methods and tools, *Inf. Softw. Technol.* 38 (1996) 275–280. doi:10.1016/0950-5849(95)01059-9.
- [46] S. Brinkkemper, M. Saeki, F. Harmsen, Meta-modelling based assembly techniques for situational method engineering, *Inf. Syst.* 24 (1999) 209–228. doi:10.1016/S0306-4379(99)00016-2.
- [47] I. van de Weerd, S. Brinkkemper, J. Souer, J. Versendaal, A situational implementation method for web-based content management system-applications: method engineering and validation in practice, *Softw. Process Improv. Pract.* 11 (2006) 521–538. doi:10.1002/spip.294.
- [48] I. van de Weerd, S. Brinkkemper, Meta-Modeling for situational analysis and design methods, in: M. Rahman, S. Nessa (Eds.), *Handb. Res. Mod. Syst. Anal. Des. Technol. Appl.*, IGI Global, 2008: pp. 35–54. doi:10.4018/978-1-59904-887-1.ch003.
- [49] K. Werder, B. Zobel, A. Maedche, PDISC – Towards a method for software product DISCOVERY, in: A. Maglyas, A.-L. Lamprecht (Eds.), *Int. Conf. Softw. Bus.*, Springer International Publishing, Cham, 2016: pp. 47–62. doi:10.1007/978-3-319-40515-5
- [50] M. Heym, H. Österle, Computer-aided methodology engineering, in: *Inf. Softw. Technol.*, 2004: pp. 131–150. doi:10.1007/978-3-642-18542-7_7.
- [51] M. Farwick, C. M. Schweda, R. Breu, I. Hanschke, A situational method for semi-automated Enterprise Architecture Documentation, *Softw. Syst. Modeling.* 15, (2016) 397–426.
- [52] B. Henderson-Sellers, J. Ralyté, Situational method engineering: state-of-the-art review, *J. Univers. Comput. Sci.* 16 (2010) 424–478.
- [53] I. van de Weerd, WEM: A design method for CMS-based web implementations, *Tech. Rep. UU-CS-2005 (2005)* 1–112.
- [54] S.K. Boell, D. Cecez-Kecmanovic, A hermeneutic approach for conducting literature reviews and literature searches, *Commun. Assoc. Inf. Syst.* 34 (2014) 257–286.
- [55] J. Webster, R. Watson, Analyzing the past to prepare for the future: Writing a literature review, *MIS Q.* (2002) xiii–xxiii.
- [56] J. Brito, V. Vieira, A. Duran, Towards a framework for gamification design on crowdsourcing systems: The G.A.M.E. approach, in: *Proc. 12th Int. Conf. Inf. Technol. - New Gener.*, IEEE, Las Vegas, NV, 2015: pp. 445–450. doi:10.1109/ITNG.2015.78.
- [57] B. Burke, *Gamify: How gamification motivates people to do extraordinary things*, Bibliomotion, Brookline, MA, 2014.
- [58] A. Francisco-Aparicio, F.L. Gutiérrez-Vela, J.L. Isla-Montes, J.L.G. Sanchez, Gamification: Analysis and application, in: V.M.R. Penichet, A. Peñalver, J.A. Gallud (Eds.), *New Trends Interact. VR Model.*, Springer, London, 2013: pp. 113–126. doi:10.1007/978-1-4471-5445-7_9.

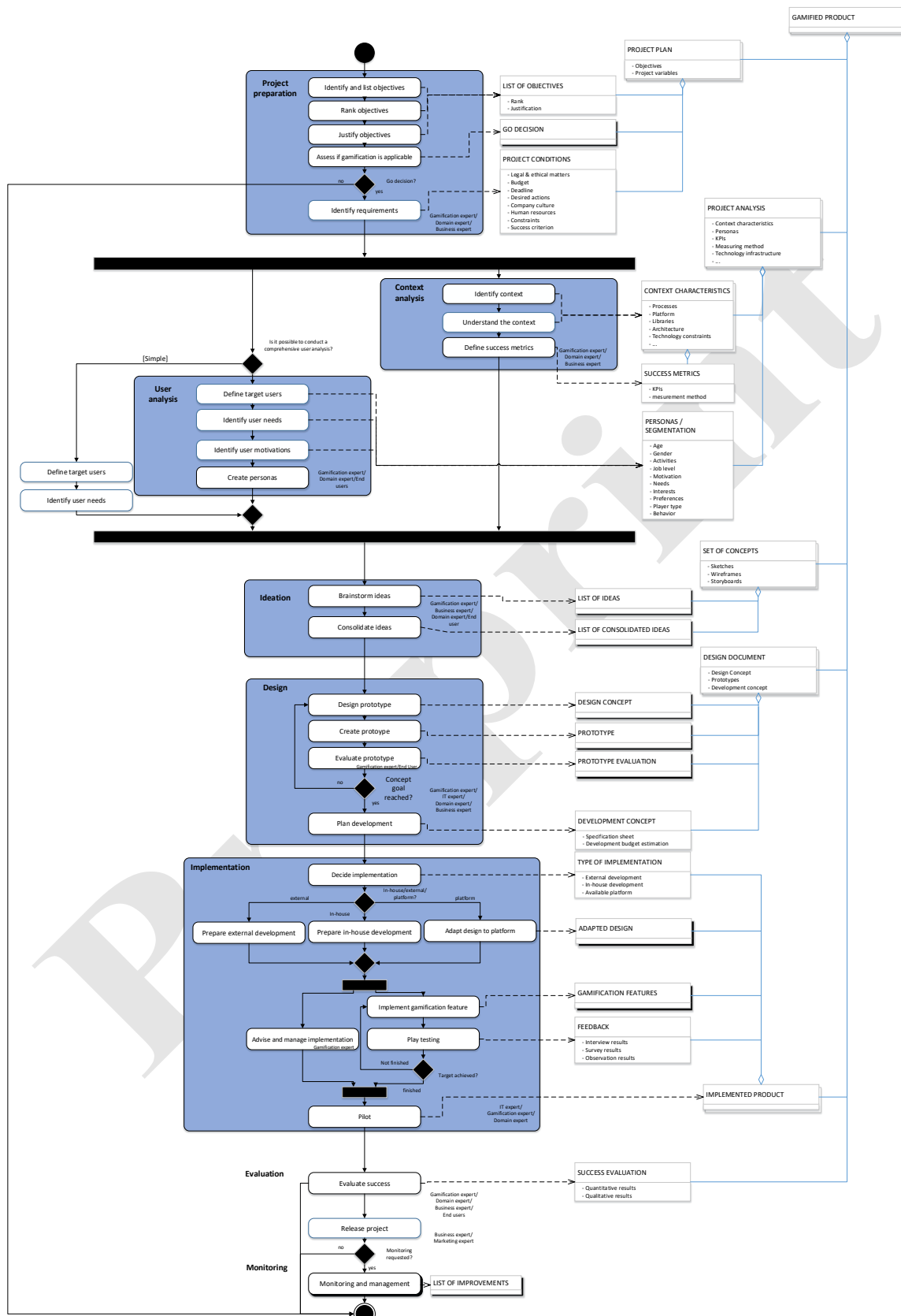
- [59] P. Herzig, M. Ameling, B. Wolf, A. Schill, Implementing gamification: Requirements and gamification platforms, in: T. Reiners, L.C. Wood (Eds.), *Gamification Educ. Bus.*, Springer International Publishing, Cham, 2015: pp. 431–450. doi:10.1007/978-3-319-10208-5_22.
- [60] K.M. Kapp, *The gamification of learning and instruction: game-based methods and strategies for training and education*, Pfeiffer, San Francisco, CA, 2012.
- [61] M. Klevers, M. Sailer, W.A. Günthner, Implementation model for the gamification of business processes A study from the field of material handling, in: *Proceeding 46th Int. Simul. Gaming Assoc. Conf.*, Kyoto, Japan, 2015. doi:10.13140/RG.2.1.2313.2006.
- [62] R. Schmidt, C. Brosius, K. Herrmann, Ein Vorgehensmodell für angewandte Spielformen, *HMD Prax. Der Wirtschaftsinformatik.* 52 (2015) 826–839. doi:10.1365/s40702-015-0180-y.
- [63] M.D. Myers, M. Newman, The qualitative interview in IS research: Examining the craft, *Inf. Organ.* 17 (2007) 2–26. doi:10.1016/j.infoandorg.2006.11.001.
- [64] E.N. Webb, Gamification: When it works, when it doesn't, in: *Proc. 2nd Int. Conf. Des. User Exp. Usability(DUXU)*, Springer, Las Vegas, NV, USA, 2013: pp. 608–614. doi:10.1007/978-3-642-39241-2_67.
- [65] K. Knaving, S. Björk, Designing for fun and play, in: *Proc. 1st Int. Conf. Gameful Des. Res. Appl.*, ACM Press, Stratford, ON, Canada, 2013: pp. 131–134. doi:10.1145/2583008.2583032.
- [66] R. Bartle, Hearts, clubs, diamonds, spades: Players who suit MUDs, *J. MUD Res.* 1 (1996) 19.
- [67] B. Morschheuser, C. Hrach, R. Alt, C. Lefanczyk, Gamifizierung mit BPMN, *HMD Prax. Der Wirtschaftsinformatik.* 52 (2015) 840–850. doi:10.1365/s40702-015-0188-3.
- [68] S. Nicholson, A user-centered theoretical framework for meaningful gamification, in: *Proc. Games+Learning+Society 8.0*, Madison, WI, 2012: pp. 223–229.
- [69] J. Arrasvuori, M. Boberg, J. Holopainen, H. Korhonen, A. Lucero, M. Montola, Applying the PLEX framework in designing for playfulness, in: *Proc. 2011 Int. Conf. Des. Pleasurable Prod. Interfaces*, ACM Press, Milano, IT, 2011. doi:10.1145/2347504.2347531.
- [70] C.M. Finneran, P. Zhang, A person–artefact–task (PAT) model of flow antecedents in computer-mediated environments, *Int. J. Hum. Comput. Stud.* 59 (2003) 475–496. doi:10.1016/S1071-5819(03)00112-5.
- [71] J. Koivisto, J. Hamari, Demographic differences in perceived benefits from gamification, *Comput. Human Behav.* 35 (2014) 179–188. doi:10.1016/j.chb.2014.03.007.
- [72] P. Runeson, M. Höst, Guidelines for conducting and reporting case study research in software engineering, *Empir. Softw. Eng.* 14 (2009), 131. doi:10.1007/s10664-008-9102-8.
- [73] B. Kitchenham, S. Linkman, S. Linkman, Experiences of using an evaluation framework, *Inf. Softw. Technol.* 47 (2005) 761–774. doi:10.1016/j.infsof.2005.01.001.
- [74] O. Lindland, G. Sindre, A. Solvberg, Understanding quality in conceptual modeling, *IEEE Softw.* 11 (1994) 42–49. doi:10.1109/52.268955.
- [75] B. Morschheuser, J. Hamari, J. Koivisto, A. Maedche, Gamified crowdsourcing: Conceptualization, literature review, and future agenda, *Int. J. Comput. Stud.* 106 (2017), 26–43. doi:10.1016/j.ijhcs.2017.04.005.
- [76] C. Wohlin, P. Runeson, M. Höst, M.C. Ohlsson, B. Regnell, A. Wesslén, *Experimentation in software engineering*, Kluwer Academic Publishers, 2002.
- [77] T. Diefenbach, Are case studies more than sophisticated storytelling?: Methodological problems of qualitative empirical research mainly based on semi-structured interviews, *Qual Quant* 43 (2009), 875. doi: 10.1007/s11135-008-9164-0.

- [78] U. Schultze, M. Avital, Designing interviews to generate rich data for information systems research, *Inf. Organ.* 21 2011, 1–16. doi: 10.1016/j.infoandorg.2010.11.001.
- [79] C. Cassell, G. Symon, G. Essential guide to qualitative methods in organizational research, Sage, 2004.

Preprint

Appendix

A: The full method as process-deliverable-diagram before evaluation



B: Activities table

Phase	Activity	Description
Project preparation	Identify and list objectives	Identify all the objectives of all involved stakeholder and list all of them in a LIST OF OBJECTIVES.
	Rank objectives	The objectives have to be ranked and prioritized in LIST OF OBJECTIVES, as not all objectives can be reached in one project.
	Justify objectives	To have a clear understanding of what the objectives are and how they benefit the organization and the stakeholders the objectives should be justified in LIST OF OBJECTIVES.
	Assess gamification applicability	With the ranked and justified objectives, it can be assessed and documented in the GO DECISION document, whether Gamification is suitable for the project or another concept would be better.
	Identify requirements	All the necessary PROJECT CONDITIONS have to be identified and documented.
Context analysis	Identify context	Identify the context of the project and document the identified context in CONTEXT CHARACTERISTICS.
	Understand context	Conduct further research to understand the context in greater depth and elaborate more details within CONTEXT CHARACTERISTICS.
	Define success metrics	The metrics which will be used to measure the success of the project have to be defined as part of the CONTEXT CHARACTERISTICS.
User analysis	Define target users	The target users have to be identified and information about them has to be gathered in PERSONAS / SEGMENTATION.
	Identify user needs	The user needs and objectives should be identified to enrich the PERSONAS / SEGMENTATION with this information.
	Identify user motivations	After identifying the needs of the users, it is important to translate the needs in user motivations and to specify them in PERSONAS / SEGMENTATION.
	Create personas	The identified information is used to create PERSONAS / SEGMENTATION which include all necessary information to create an engaging design.
Ideation	Brainstorm ideas	The identified information provides the basis for the brainstorming of ideas that are documented in LIST OF IDEAS. The identified frameworks and tools can help to create concepts for gamification.
	Consolidate ideas	The initial broad LIST OF IDEAS has to be condensed to a reduced and possible prioritized LIST OF CONSOLIDATED IDEAS, which will be designed and evaluated. Besides cost and usefulness estimations, the fit between the idea and the user and

		context characteristics should be considered when consolidating the ideas.
Design	Create user journey	Develops a USER JOURNEY in order to plan the long-term engagement with the gamified software and to be able to derive precise requirements.
	Design prototype	The consolidated and selected ideas from the ideation phase have to be conceptualized in DESIGN CONCEPT (e.g. by through initial mock-ups and wireframes).
	Create prototype	The DESIGN CONCEPTS form the bases for further development of (playable) PROTOTYPES (e.g. paper prototypes, app prototypes, gamification plugins).
	Evaluate prototype	The PROTOTYPE should be evaluated using playtesting with actual users so feedback can be gathered resulting in PROTOTYP EVALUATION.
	Plan development	When the design is fixed the DEVELOPMENT CONCEPT has to be created which includes the specification of the implementation, budget and possibly other project management information for the implementation.
Implementation	Decide implementation	Before the implementation, a decision about the TYPE OF IMPLEMENTATION has to be made. The implementation can be developed externally, in-house, or by utilizing an available platform.
	Prepare development	Depending on the prior decision, further preparation needs to be conducted (e.g. granting permission to use the APIs and information of the company or acquiring additional knowledge about gamification and its application in the specific context).
	Advise and manage implementation	The gamification expert has to check and advise the implementation to ensure that the gamification is done right.
	Implement design	In several cycles, the implementation of the design leads to developed GAMIFICATION FEATURES.
	Playtesting	The GAMIFICATION FEATURES are created in cycles with playtesting after each cycle to check if the desired results are achieved by the developed gamification elements. In this activity, FEEDBACK needs to be collected for evaluating the effectiveness and functionality of the developed GAMIFICATION FEATURES.
	Pilot	When the development of GAMIFICATION FEATURES is finished, the finale gamified software will be piloted with a small group of users. If successful, this step leads to a GAMIFIED PRODUCT.
Evaluate success		In order to check whether the initially defined objectives are met by the GAMIFIED PRODUCT, a

		success evaluation is conducted. This evaluation using qualitative or quantitative methods leads to SUCCESS EVALUATION.
Release project		The project can be released if the evaluation was successful. There are also different ways to release the project like "Big Bang" or gradually expand the pilot.
Monitoring and management		After the project is released it should be monitored and also re-designed if necessary to attend for possible future changes that are captured in a LIST OF IMPROVEMENTS.

C: Deliverables table

Concept	Description
LIST OF OBJECTIVES	List of ranked and justified project objectives.
GO-DECISION	Decision if gamification is fitting or the project should be aborted.
PROJECT CONDITIONS	Important project conditions along legal & ethical, budget, deadline, desired actions, company culture, human resources, constraints, and success criterion.
PROJECT PLAN	A detailed plan for the gamification project that summarizes the objectives of the project and identified project conditions. The project plan can be used to communicate the vision of the project to the project stakeholder.
CONTEXT CHARACTERISTICS	Detailed overview of the context to be gamified, including technical characteristics and limitations of the context, as well as a clear understanding of how people behave in this context.
PERSONAS / SEGMENTATION	Artificial character that represents a user group with specific attributes, such as age, gender, activities, job level, motivation, needs, interests, preferences, player type, behavior.
SUCCESS METRICS	Documents different key performance indicators (KPIs) and their measurement method.
LIST OF IDEAS	Broad list of ideas for gamification design features, including user interaction elements, rules, mechanics, narrations.
CONSOLIDATED IDEAS	List with selected ideas for further design.
PROJECT ANALYSIS	Synthesizes and analysis CONTEXT CHARACTERISTICS, SUCCESS METRICS, and PERONAS / SEGMENTATION.
SET OF CONCEPTS	Aggregates the LIST OF IDEAS and the CONSOLIDATES LIST OF IDEAS in one document.
USER JOURNEY	Documents the long-term user engagement from onboarding to mastery. Often in combination with a visualization of flow curves.
DESIGN CONCEPT	Specific concept for gamification which can be turned into (playable) prototype.
PROTOTYPE	Prototype as an early sample which can range from simple mockups till more complex prototypes that are used for early playtesting.
PROTOTYPE EVALUATION	Evaluation results of playtesting with the prototype with feedback on the usage and experience.

DEVELOPMENT CONCEPT	Document with information for the development of the product including a specification sheet and development budget.
DESIGN DOCUMENT	Summarizes the DESIGN CONCEPT and the DEVELOPMENT CONCEPT. Further, it includes wireframes, prototypical implementations and the documentation of the USER JOURNEY.
TYPE OF IMPLEMENTATION	Selection of the implementation type (external development, in-house development, or based on a platform) that will be used in the project.
ADAPTED DESIGN	An adapted version of the design for the considered platform.
GAMIFICATION FEATURES	Parts of a gamified product with enough functionality to be tested and which will be improved in cycles.
FEEDBACK	Feedback of the playtesting session from actual users.
IMPLEMENTED PRODUCT	A releasable product, pilot or a minimum viable product that could be used and evaluated by potential users. The implemented product is gamified and thus contain several iteratively developed GAMIFICATION FEATURES.
GAMIFIED PRODUCT	End result of the project.
SUCCESS EVALUATION	Evaluation results of the gamified product which will determine the further course of the project.
LIST OF IMPROVEMENTS	List of improvements in the form of adaptation parameters or features for future releases.

D: The full method as process-deliverable-diagram with feedback from the evaluation

