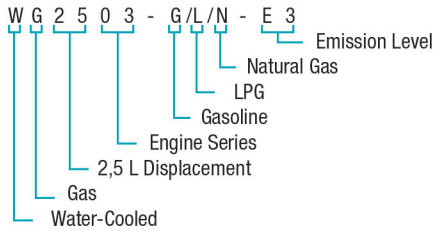


How to read your engine model



Specifications are subject to change without notice.
Power based on SAE J1995 Gross Power (without air cleaner, muffler, fan, with alternator without load)

The data on this chart are for information purposes only and do not represent binding values.

For details ask your nearest Kubota dealer.

Date: April 2024

● **Kubota Corporation**

2-47, Shikitsu Higashi 1-Chome,
Naniwa-Ku, Osaka 556-8601, Japan
www.kubota.com
<http://global.engine.kubota.co.jp>

● **Kubota Europe S.A.S.**

19, rue Jules Vercey
CS 50088
95101 Argenteuil Cedex, France
Phone: +33 01 34 26 34 34
E-mail: ke_g.moteur@kubota.com
www.kubota-eu.com

● **Kubota (Deutschland) GmbH**

Senfelderstraße 3 - 5
63110 Rodgau, Germany
Phone: +49 6106 873-0
E-mail: motoren@kubota.de
www.kubota-eu.com


● **Kubota (U.K.) Limited**

Dormer Road
Thame OX9 3UN, United Kingdom
Phone: +44 01844 268150
E-mail: kuk_g.engines@kubota.com
www.kubota-eu.com

For Earth, For Life
Kubota

SI Engine Guide

(Spark Ignited)



**Kubota,
The
Answer**

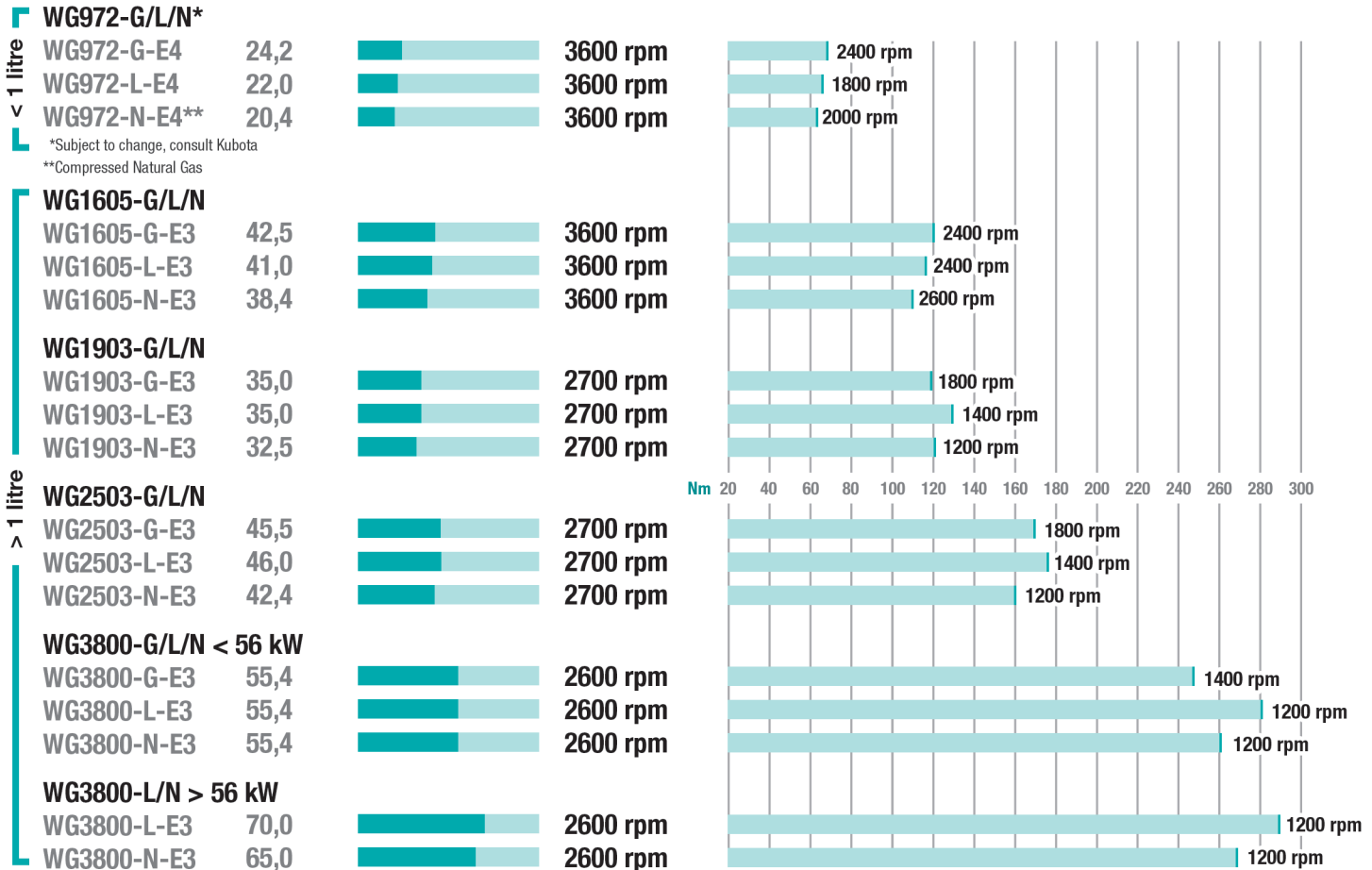


Stage 5 (< 1L and > 1L)

USA EPA Phase 3/CARB Phase 3/4 (< 1L)

USA EPA Tier 2/CARB Tier 3 (> 1 L)

kW **Power** **Engine Speed** **Torque (max)**



Several dual fuel and multiple fuel engine models are available. Please ask your Kubota Dealer.
Long-maintenance variants available subject to application.