








## Introduction

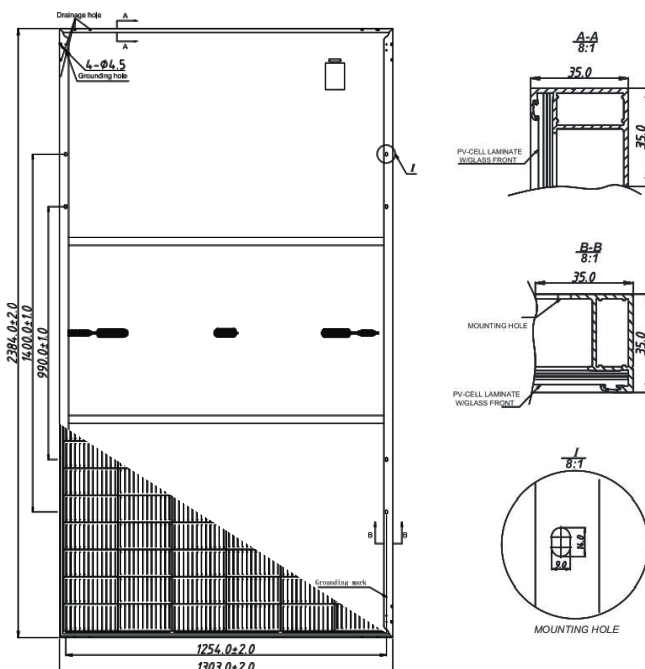
KMS670M-132 Photovoltaic Solar Panels are certified for the most challenging environmental conditions. This KMS670M-132. Photovoltaic high-power monocrystalline solar panel operates at 21.60% efficiency to maximize the light absorption area.

## Product Options



### Mono Solar Panel Features

-  Widely using of the most popular and mature type of modules for solar system
-  High power output and highest conversion efficiency of 21.60%
-  Anti-reflective and anti-soiling surface reduces power loss from dirt and dust
-  Outstanding Performance in low-light irradiance environments
-  Excellent mechanical load resistance: Certified to withstand high wind loads (2400Pa) and Snow loads (5400Pa)
-  Positive power tolerance: 0~+5W

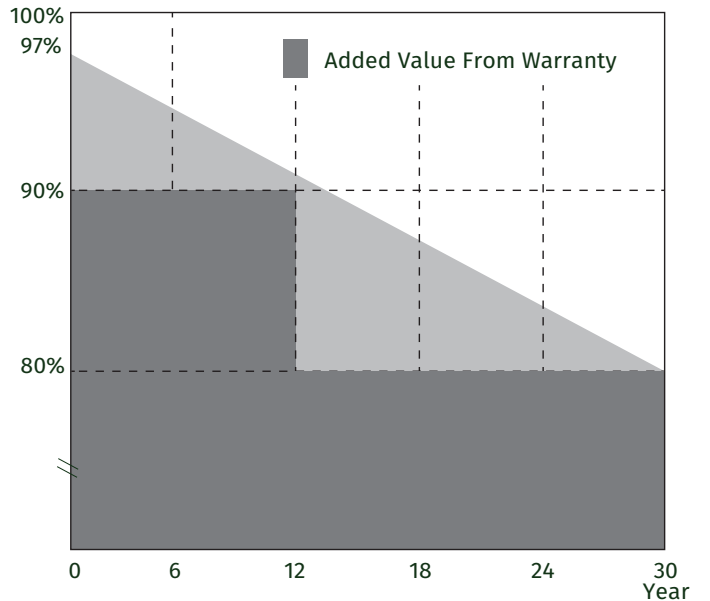


Electrical Characteristics(STC)	
Module Type	KMS670M-132
Maximum Power (Pmax)	670W
Maximum Power Voltage (Vmp)	38.60
Maximum Power Current (Imp)	17.36
Open-circuit Voltage (Voc)	46.00
Short-circuit Current (Isc)	18.42
Module Efficiency (%)	21.60%
Power Tolerance	0~+5W
Temperature Coefficient of Isc	+0.043%/°C
Temperature Coefficient of Voc	-0.26%/°C
Temperature Coefficient of Pmax	-0.36%/°C

Product Features

Warranty
12 years for product defects in materials & workmanship
12 years for 90% of warranted minimum power output
30 years for 80% of warranted minimum power output
30 years liner warranty

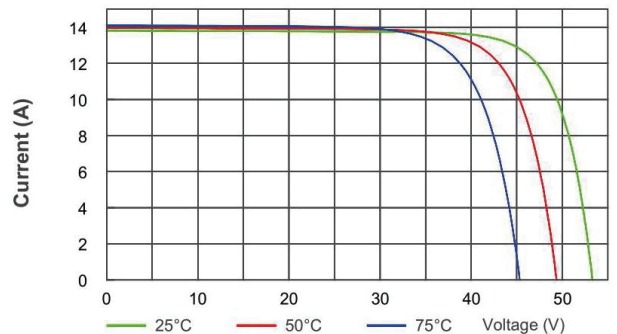
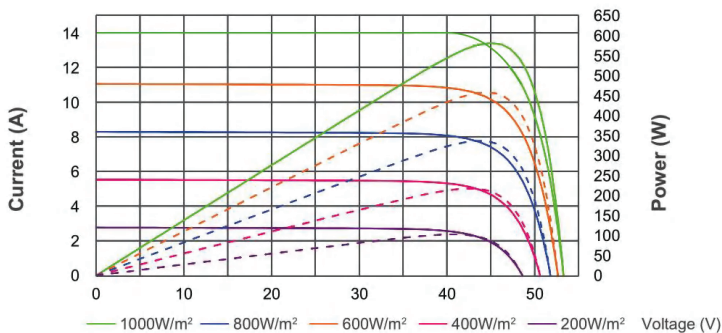
Reliable Quality
Positive power tolerance: 0~+5W
100% EL Double-inspection ensures modules are defects free
Modules Binned by Current to improve system performance
Potential induced Degradation (PID) Resistant



Mechanical Parameters	
Cell(mm)	Mono 210*105mm
Weight(kg)	34.5kg
Glass Thickness	3.2mm High transparency solar glass
Dimensions (L*W*H)(mm)	2384*1303*35mm
Cable Cross Section Size (mm <sup>2</sup> )	4
Cable Cross Section Length (mm)	300
No.of Cells and Connections	132(6*22)
Junction Box	IP68 Rated
Connector	MC4 Compatiple

Working Conditions	
Maximum System Voltage	DC 1000V/1500V
Operating Temperature	-40°C~ +85°C
Maximum Series Fuse	30A
Maximum Static Load,Front (e.g.,snow and wind)	5400Pa (112 lb/ft <sup>2</sup> )
Maximum Static Load,Back (e.g.,wind)	2400Pa (50 lb/ft <sup>2</sup> )
NOCT	45±2°C
Positive power tolerance	0~ +5W
Application Class	Class A

I-V Curve




### Product Features

---


#### **MULTI BUSBAR TECHNOLOGY**

- Improves efficiency of modules
- Offers better appearance



#### **HALF CUT TECHNOLOGY**

- Under the same shadow condition
- Lower power loss than full cell



#### **FRAME**

- Conventional frame
- Boost bearing capability
- Prolong service life
- Serrated-clip design tensile strength



#### **SPLIT JUNCTION BOX**

- Reduced internal power loss
- Ensures model running safety



### More Information

---

All with A Grade for on-grid & off-grid use for residential and public rooftop and ground mounting  
Solar panels are a clean source of energy that use the sun's rays to convert them into electricity or heat.

Our clean energy solutions provide electrical power as a way to decarbonize  
and transition to clean energy in our mission to combat climate change.