



# INNITY CORPORATION BERHAD ANNUAL REPORT

# 2013

 **Data-Driven**

Programmatic Buying

**Comprehensive Inventory Targeting** 

Granular Targeting



Real Time Bidding



**Audience Network**

Premium Network

Predictive Modeling



Placement Optimization

**Engagement Metrics** 


 **Gamification**

Interactive and Dynamic Ads 

Mobile and Social

Content Engage+

 **Display Engagement Video**



LeftBrain

RightBrain



A collection of white line-art illustrations including several stars of different sizes and orientations, and a rainbow with a circular end, all set against a dark green background.

# CONTENTS



02	Corporate Profile
04	Corporate Structure
05	Corporate Information
06	5 Years Financial Highlights
07	Share Performance
08	Executive Chairman's Statement
12	Directors' Profile
16	Corporate Governance Statement
26	Audit and Risk Management Committee Report
32	Statement on Risk Management and Internal Control
35	Additional Compliance Information
37	Reports & Financial Statements
97	List of Properties
98	Analysis of Shareholdings
101	Notice of 7th Annual General Meeting
	Proxy Form Enclosed



# Corporate Profile

## About Innity

Innity is the leading digital media network that provides interactive online marketing platforms and data-driven technologies for advertisers and publishers.

Established in 1999, Innity has a strong foothold in the South East Asian market spanning over 10,000 websites, including major newspaper portals and premier sites in more than 18 content-interest channels such as technology, lifestyle, automotive, business and entertainment.

Innity's solutions provide a combination of the best features of rich media, data-driven targeting, programmatic buying, engagement-based advertising, and innovative payment models to some of the world's largest brands and advertising agencies. Innity has presence in Malaysia, Singapore, Thailand, Indonesia, Vietnam, Philippines, Hong Kong, and China with more than 150 staff in total.

## Innity has a large and exhaustive network

More than 10,000 websites, including major newspaper portals and premier sites

More than 18 content interest channels such as technology, lifestyle, automotive, business and entertainment that we are constantly evolving and expanding

350,000,000 unique visitors each month

Over 3 billion ad impressions monthly

## All in all, Innity provides a diverse range of interactive online marketing solutions such as:

- Display advertising network
- Video advertising network
- Wi-Fi advertising network
- Self-service advertising platform
- Performance and engagement based advertising solutions
- Programmatic Buying Solutions, Real-Time bidding

Innity is committed in exploring online marketing opportunities through our versatile combination of online media proficiency, industry clout, cutting-edge technology as well as sophisticated modeling and analytical tools.

## Reasons why Innity is highly sought after in the market:

- 1st in APAC to introduce Cost Per Engagement (CPE)
- 1st in APAC to introduce retargeting
- 1st and only fully transparent ad serving system in Asia that is IAB certified
- Google certified Rich Media and Ad Network Vendor
- Advertising Provider on Facebook

## Top ad networks in Thailand – February 2014

Media	Total Unique Visitors (000)	% Reach
Total Internet : Total Audience	10,217	100.0
1 Google Ad Network	9,373	91.7
<b>2 Innity Network</b>	<b>9,081</b>	<b>88.9</b>
3 Komli Media	8,826	86.4

Source: comScore Media Metrix

## Corporate Profile (cont'd)

### Top ad networks in Indonesia – February 2014

Media	Total Unique Visitors (000)	% Reach
Total Internet : Total Audience	13,340	100.0
1 Google Ad Network	11,789	88.4
<b>2 Innity Network</b>	<b>7,772</b>	<b>58.3</b>
3 Komli Media	6,015	45.1
4 Adplus Ad Network	5,852	43.9

Source: comScore Media Metrix

### Top ad networks in Singapore – February 2014

Media	Total Unique Visitors (000)	% Reach
Total Internet : Total Audience	3,459	100.0
1 Google Ad Network	3,122	90.3
<b>2 Innity Network</b>	<b>2,047</b>	<b>59.2</b>
3 Komli Media	1,561	45.1
4 Exponential - Tribal Fusion	1,514	43.8

Source: comScore Media Metrix

### Top ad networks in Malaysia – February 2014

Media	Total Unique Visitors (000)	% Reach
Total Internet : Total Audience	11,630	100.0
1 Google Ad Network	10,164	87.4
<b>2 Innity Network</b>	<b>7,079</b>	<b>60.9</b>
3 Komli Media	5,880	50.6
4 Exponential - Tribal Fusion	5,148	44.3

Source: comScore Media Metrix

### Top ad networks in Philippines – February 2014

Media	Total Unique Visitors (000)	% Reach
Total Internet : Total Audience	8,909	100.0
1 Google Ad Network	7,876	88.4
<b>2 Innity Network</b>	<b>2,870</b>	<b>32.2</b>
3 Komli Media	2,791	31.3

Source: comScore Media Metrix

### Top ad networks in Vietnam – February 2014

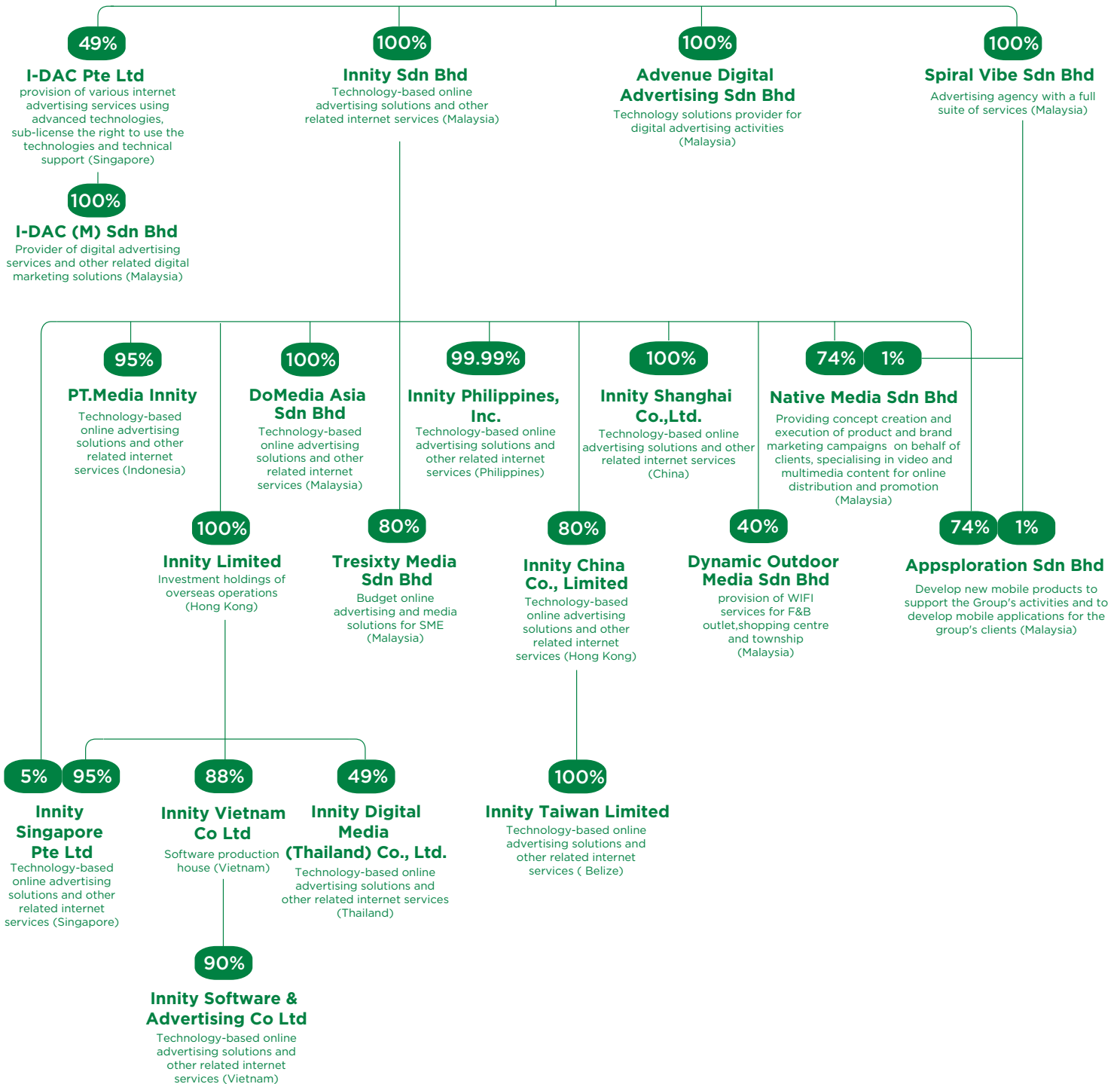
Media	Total Unique Visitors (000)	% Reach
Total Internet : Total Audience	17,816	100.0
1 Google Ad Network	16,939	95.1
2 Ambient Digital Ad Network	15,848	89.0
<b>3 Innity Network</b>	<b>11,675</b>	<b>65.5</b>

Source: comScore Media Metrix

# Corporate Structure



## Investment Holding



# Corporate Information

## BOARD OF DIRECTORS

Phang Chee Leong	Executive Chairman
Looa Hong Tuan	Managing Director
Wong Kok Woh	Executive Director
Seah Kum Loong	Executive Director
<b>Shamsul Ariffin Bin Mohd Nor</b>	Independent Non-Executive Director
Robert Lim Choon Sin	Senior Independent Non-Executive Director
Abd Malik Bin A Rahman	Independent Non-Executive Director
Gregory Charles Poarch	Non-Independent Non-Executive Director
Chang Mun Kee	Alternate Director To Gregory Charles Poarch
Yutaka Shimizu	Non-Independent Non-Executive Director
Hisaharu Terai	Alternate Director To Yutaka Shimizu

## AUDIT AND RISK

### MANAGEMENT COMMITTEE

Shamsul Ariffin  
Bin Mohd Nor (Chairman)  
Robert Lim Choon Sin  
Abd Malik Bin A Rahman

### AUDITORS

Russell Bedford LC  
& Company (AF 1237)  
10th Floor, Bangunan Yee Seng  
15 Jalan Raja Chulan  
50200 Kuala Lumpur

### REGISTERED OFFICE

Level 18  
The Gardens North Tower  
Mid Valley City  
Lingkaran Syed Putra  
59200 Kuala Lumpur  
Tel : 603-2264 8888  
Fax : 603-2282 2733

### REMUNERATION COMMITTEE

Robert Lim Choon Sin (Chairman)  
Shamsul Ariffin Bin Mohd Nor  
Phang Chee Leong

### SHARE REGISTRAR

Tricor Investor Services  
Sdn Bhd (118401-V)  
Level 17 The Gardens North Tower  
Mid Valley City  
Lingkaran Syed Putra  
59200 Kuala Lumpur  
Tel : 603-2264 3883  
Fax : 603-2282 1886

### BUSINESS OFFICE

Headquarters  
C501 & C502, Block C  
Kelana Square  
17, Jalan SS 7/26, Kelana Jaya  
47301 Petaling Jaya  
Selangor Darul Ehsan  
Tel : 603-7880 5611  
Fax : 603-7880 5622  
Email : enquiry@innity.com

### NOMINATING COMMITTEE

Robert Lim Choon Sin (Chairman)  
Abd Malik Bin A Rahman  
Shamsul Ariffin Bin Mohd Nor

### LEGAL ADVISORS

Shui-Tai  
Entrance 2, Suite 1308  
13th Floor, Block A  
Damansara Intan  
No. 1, Jalan SS 20/27  
47400 Petaling Jaya  
Selangor Darul Ehsan

### STOCK INFORMATION

Bursa Malaysia – ACE Market  
Bursa Malaysia Code: 0147  
Reuters Code: INNY.KL  
Bloomberg Code: INNC:MK

### COMPANY SECRETARIES

Wong Wai Foong (MAICSA 7001358)  
Lim Poh Yen (MAICSA 7009745)

### PRINCIPAL BANKER

Malayan Banking Berhad

### WEBSITE

www.innity.com

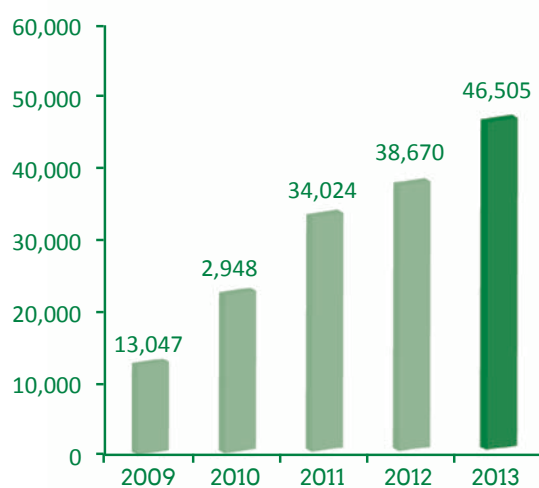
# 5 Years Financial Highlights

Financial Year Ended 31 December

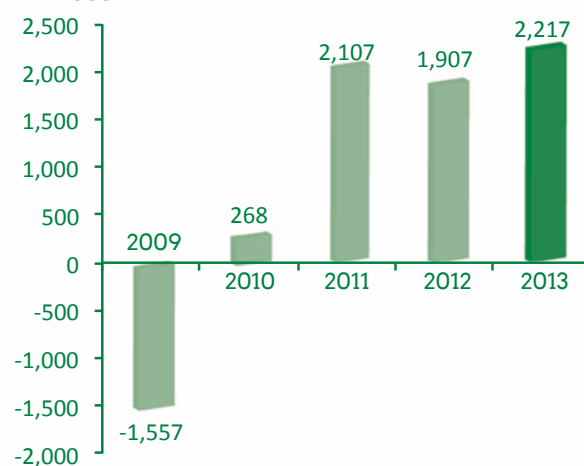
Audited

	2009 (RM'000)	2010 (RM'000)	2011 (RM'000)	2012 (RM'000)	2013 (RM'000)
Revenue	13,047	22,948	34,024	38,670	46,505
Net profit / (loss) for the year	(1,557)	268	2,107	1,907	2,217
Basic earnings per share (sen)	(1.19)	0.16	1.73	1.64	1.76

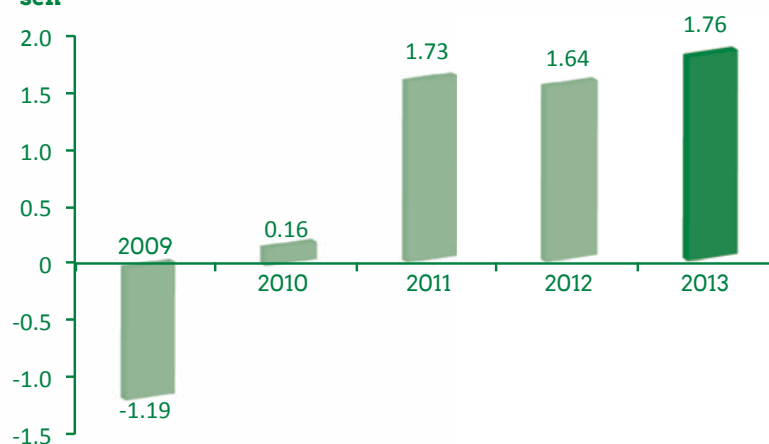
**Revenue**  
RM'000



**Net profit/(loss) for the year**  
RM'000



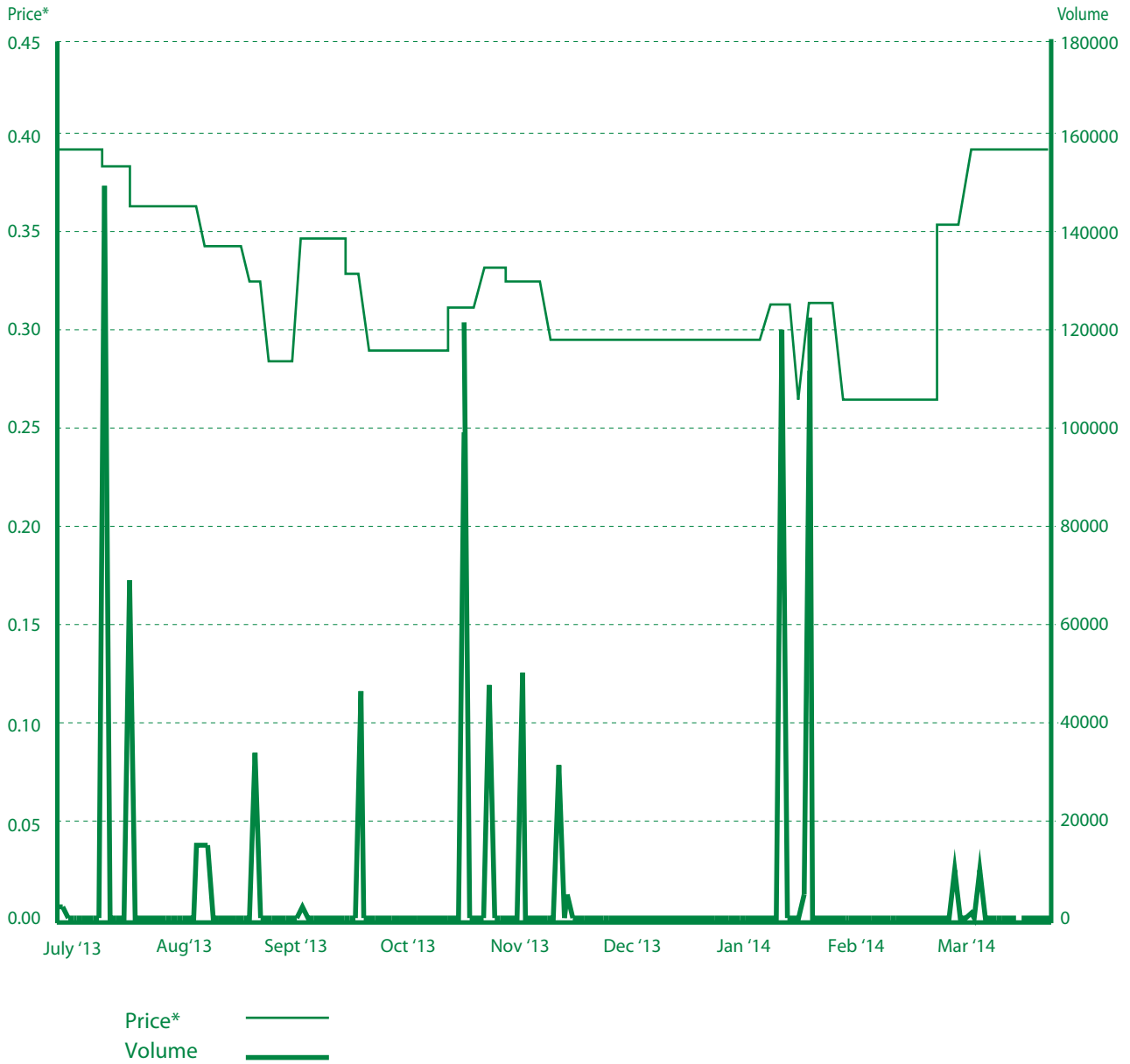
**Basic earnings per share**  
sen



# Share Performance

## SHARE PRICE PERFORMANCE

for the period 30 June 2013 to 31 March 2014



### MARKET VALUE RATIOS

At 31 March 2014

Market Capitalisation : RM53.98 Mil

Price/Book Value : 2.3x



# Executive Chairman's Statement

Dear Shareholders,

On behalf of the Board of Directors ("the Board") of Innity Corporation Berhad ("Innity" or "the Company"), I am pleased to present the Annual Report and the Audited Financial Statements of the Group and the Company for the financial year ended 31 December 2013.

## ECONOMIC OVERVIEW

Global economic growth in 2013 remained modest as the pace of recovery is likely to be weak in the advanced economies, with the differential in national growth rates reflecting the degree of economic and financial stress in the individual economies. The emerging economies is relatively more favourable, despite their vulnerability to external developments. For most of these economies, domestic demand remains the key driver of growth.

Despite weaker global economic environment, Malaysian economy moderated to 4.7% in 2013 (2012: 5.6%) (Source: Bank Negara Report 2013). Growth was supported largely by domestic demand, especially private consumption and investment.

Private consumption continued to be the key driver of growth in the year 2013, growing steadily by 7.6% (2012: 7.7%) (Source: Bank Negara Report 2013) as reflected in the performance of the major consumption indicators such as retail sales, credit card spending and imports of consumption goods.

Private investment, however, remained strong with double digit growth of 13.6% as compared to 21.9% in year 2012 (Source: Bank Negara Report 2013), growth will remain resilient in 2014 where foreign direct investment into Malaysia is expected to remain robust owing to major investment projects that were rolled out under Economic Transformation Programme.

The roll out of the fibre-based High-Speed Broadband (HSBB) network, on the back of the broadband boom, and especially the high wireless broadband take up in the recent years, has resulted in Malaysia's broadband penetration rate to surge to 67 % in 2013 from 55.6% in 2010. (Source: Bank Negara Report 2013).

## PRODUCT AND BUSINESS DEVELOPMENT

Innity's pioneering work in delivering new and more engaging online ad solutions has consistently consolidated its position as the leading online media and advertising technology provider in Southeast Asia. Being at the forefront of the online marketing wave, I am pleased to highlight some of Innity's major achievements in 2013. They are as follows:

### Innity Launches Publishers Advenue

Innity in partnership with DAC Japan, launched Publishers Advenue - a comprehensive ad serving platform that enables publishers to manage and maximise their ad profitability at scale. The unique platform combines ad serving, a real-time bidding (RTB) exchange, and advanced targeting, to deliver the highest revenue across devices.

### Innity Boosts Retargeting Solutions with Facebook Exchange (FBX)

Innity partnered with Facebook's Real Time Bidding platform - Facebook Exchange (FBX) to offer enhanced retargeting solutions for marketers. The incorporation of FBX on top of its current RTB partnership with DAC Japan's Market One DSP extends marketers targeting reach to the world's largest social media platform.

With this partnership, marketers are able to leverage on retargeting technology to reach out to users who have shown interest in their brand or product to further improve the chances of conversion. The combination of Facebook Exchange with Innity's strong network of over 10,000 websites will enable advertisers to run retargeting campaigns with unparalleled reach across the region.

# Executive Chairman's Statement (cont'd)

## Innity Partners with Gigya to Expand Social and Gamification Offerings

Innity announced a partnership with Gigya that will enable advertisers and publishers alike to leverage and integrate permission-based social data, social plugins and gamification features into their marketing efforts.

With access to Gigya's Connected Consumer Management Suite, marketers can seamlessly fuse permission-based social data to user profiles from sources such as Facebook, Twitter, and other social platforms with existing customer data as well as cross-channel activity. The social data that Gigya captures via Social Login is instrumental for advertisers and publishers to personalize their customer interactions, enabling them to genuinely connect with their customers and web visitors on an even deeper level to substantially improve the success of their campaigns.

## REGIONAL EXPANSION

Innity continued its regional expansion plans by incorporating a new subsidiary in February 2014 and to capitalize on the profitable Taiwan market. Over the next few years, we foresee huge growth potential and increasing dynamism of online advertising in Taiwan as well as our existing regional presence in Indonesia, the Philippines, Singapore, Thailand, Hong Kong, China and Vietnam.

## FY2013 PERFORMANCE

The Group's revenue for the year grew to RM46.51 million, representing a 20% increase from RM38.7 million in previous year. Profit After Tax (PAT) marked higher at RM2.22 million (FY2012: PAT of RM1.91 million). Generally all the regional operations contributed higher revenue and Profit Before Tax. In addition to the steady contribution from existing clients, the improvement was also due to the new local clientele and Japanese clientele arising from the Business Alliance with DAC.

Malaysia operations remained the highest revenue contributor for the Group in 2013. Malaysia operations recorded revenue of RM24.96 million, representing 54% of Group's total revenue. The integration and strengthening of our regional platforms have resulted in continued improvement in our operations in Singapore and Indonesia. In 2013, these operations recorded approximately RM16.07 million combined revenue and RM1.58 million combined PAT, which contributed 35% shares of aggregated group revenue.

Earning per share was 1.76 sen (2012:1.64 sen) and shareholder funds rose to RM26.16 million at the financial year of 2013 as compared to RM23.89 million in year 2012. The Group had cash and cash equivalent recorded at RM10.69 million in 2013 (2012:RM12.94 million) with total borrowings of about RM0.29 million (2012:RM0.32 million). Net gearing of about at 1% (2012:1%). The Group remains in a strong net cash position.

# Executive Chairman's Statement (cont'd)

## STATUS OF UTILISATION OF NEW ORDINARY SHARES SUBSCRIPTION PROCEEDS

### Utilisation of proceeds from the 12,582,128 new ordinary shares subscription

On 20 September 2012, ICB raised gross proceeds of RM6.67 million from the subscription of 12,582,128 new ordinary shares pertaining to the conditional Subscription Agreement ("SA") with DAC, and has utilised approximately 25% of the proceeds as at 31 March 2014.

The gross proceeds raised from the subscription are expected to be utilised in the following manner:

Purpose	Planned utilisation as stated in the circular (RM'000)	(i)Change of utilisation (RM'000)	Revised utilisation (RM'000)	Actual utilisation as at 31 March 2014 (RM'000)	Balance unutilised (RM'000)	%	Intended time frame for utilisation from listing date
Working capital	6,169	51	6,220	(1,550)	4,670	75.1	Within 24 months
(i)Defrayment of listing expenses	500	(51)	449	(449)	-	-	Utilitised
<b>Total</b>	<b>6,669</b>	<b>-</b>	<b>6,669</b>	<b>(1,999)</b>	<b>4,670</b>	<b>75.1</b>	

(i) Any surplus of funds following payment of listing expenses not being utilised within 2 months after the completion of the subscription, will be utilised as working capital for the Group.

## BUSINESS OUTLOOK

As Southeast Asia's leading online marketing technology provider, the Innity Group is constantly tinkering and delivering effective and diverse range of interactive marketing ad solutions, online advertising campaigns and promotions catering to a broad spectrum of industries.

### Mobile Advertising

Global mobile advertising spending is forecast to reach \$18.0 billion in 2014, up from the estimated \$13.1 billion in 2013, according to Gartner, Inc. The market is expected to grow to \$41.9 billion by 2017. Innity will continue to develop mobile ad technology focusing on a range of engaging mobile ad formats aim to help advertisers increase ad engagement to drive cross-channel campaigns.

### Content Marketing

Innity foresees significant growth in content marketing. Brands are increasingly creating content of their own and building an audience around it. Moving forward, Innity plans to develop highly sociable content marketing tools for advertisers to present immersive and engaging content for deeper brand engagement.

### Research & Development (R&D)

As Innity is constantly on the lookout for breakthrough ideas and concepts, it regards R&D with top priority as our competitive edge is honed through continuous R&D. Research findings are applied to develop new or substantially improved products and processes. In 2013, capitalised development expenditure totaled RM1.26 million (2012:RM1.07 million). Development expenditure were incurred for product improvements in display and mobile advertising, and wireless networks.

# Executive Chairman's Statement (cont'd)

Innity firmly believes in the growth potential and increasing dynamism of online advertising within the Asia Pacific region. The company continues to be the first and only fully transparent ad serving system in Asia that is IAB certified reinforcing our leadership within the region.

With our in-depth knowledge of online users' behavioural trends, we believe that there has never been a greater opportunity for Innity to be totally engaged in the speedy and progressive paradigm shift from traditional media to new media.

Economic conditions may be beyond our control, but by seeking out new ways to extend our coverage and responding intelligently and adapting swiftly to change, I am confident that Innity will continue to excel in its products and services and enjoy tremendous success in the years ahead.

## Corporate Governance

To protect and enhance shareholder value, the Board recognises the importance of practising good Corporate Governance and continues to comply with the recommendations of the Malaysian Code on Corporate Governance 2012 ("the Code") and the Companies (Amendment) Act 2007. This is to ensure that corporate governance best practices are complied throughout the Group as an imperative part of discharging their responsibilities.

The Corporate Governance Statement in the ensuing pages details how the Group has otherwise applied the principles and the extent of compliance with best practices, as set out in the Code, throughout the 12 months ended 31 December 2013.

## Corporate Social Responsibility

At Innity, fulfilling corporate social responsibility (CSR) means embodying its corporate philosophy "Trustworthiness and Creativity." We are aiming to contribute to sustainable development by living up to the trust we are given by society, and also by creating more value than expected.

The alliance with UNICEF, established in recent years, signifies an important step for Innity's efforts in the area of CSR. Through Innity's widespread online network of local, regional and international websites, Innity continued its collaboration with UNICEF, in 2013, by supporting UNICEF in the following activities:

- i) Hosting of UNICEF's donation pages in Innity's server, and
- ii) Assisting UNICEF in their donation pages and fund raising messages.

Innity's objective was to draw netizens to the UNICEF Malaysia website to help advance the awareness of child rights. This include, amongst others, access to quality health and education services for all children, strengthening social policies for the most vulnerable children and providing comprehensive protection services for children and young people.

Protecting children's rights is an important responsibility and we are indeed excited about our partnership with UNICEF Malaysia.

## Appreciation

I would like to express my heartfelt thanks and appreciation to my fellow Directors for their invaluable contributions during the year.

Together with the Board, I would like to express our sincere appreciation and thanks to the management and staff for their dedication, and commitment in performing their tasks. Finally, on behalf of the Board, I would like to express my appreciation to our valued shareholders, customers, business associates and financiers for placing their continuing support and trust.

**PHANG CHEE LEONG**

*Executive Chairman*

# Directors' Profile

## **Phang Chee Leong**

*Executive Chairman*

*Member of the Remuneration Committee*

---

Malaysian, aged 43

Phang Chee Leong was appointed as the Executive Chairman on 28 April 2008. He graduated with a Bachelor of Science Degree in Microelectronics from Campbell University, USA in 1995. He started his career as a software engineer with PC Automation Sdn Bhd, a company involved in industrial automation. Moving on, he joined Asia Connect Sdn Bhd as a senior software architect and technical manager where he was involved in video streaming, testing and deployment of new technology. Subsequently in 1997, he joined Consortio, a US company that implemented large-scale e-business solutions. In 2001, he joined Innity and took on the position of Chief Executive Officer / Chief Technology Officer. Through his 17 years of experience in the digital industry, Mr. Phang has been a visionary for the company, helping to develop Innity over the years into a leading provider of online interactive marketing technologies. Mr. Phang's continuous enthusiasm and zeal to look beyond the ordinary has been a key factor in facilitating the company's growth. He currently heads the R&D team where he is in charge of directing product development and R&D strategies in order to ensure that all future developments are integrated with cutting edge technology so as to deliver value-added and optimised digital advertising solutions. He does not hold any other directorship of public companies.

## **Looa Hong Tuan**

*Managing Director*

---

Malaysian, aged 43

Looa Hong Tuan was appointed as the Managing Director on 28 April 2008. He graduated with a Bachelor of Science Degree in Microelectronics from Campbell University, USA in 1995. He started his career as the Head of Sales Department in Jebesen & Jessen, a Danish multinational video conferencing, streaming and networking company and has since been involved in a number of projects across various industries, such as e-learning, e-government and telemedicine. In 1999, he established Innity and took on the position of Sales and Marketing Director and has helped the company to grow multifold over the years. He is responsible for leading the sales and marketing team in pitching for new online advertising campaigns, establishing relationships with various online publishers, and planning the Group's branding efforts while contributing extensively to the industry from the time of its inception. He currently heads the sales and marketing team. He is also involved in the Group's business development together with Phang Chee Leong. He does not hold any other directorship of public companies.

## **Wong Kok Woh**

*Executive Director*

---

Malaysian, aged 43

Wong Kok Woh was appointed as the Executive Director on 28 April 2008. He graduated with a Bachelor of Science Degree in Microelectronics from Campbell University, USA in 1995. Upon his graduation from university, he joined Nokia Malaysia as a wireless network-planner under the client-servicing department, where he was in charge of handling and implementing numerous GSM phone network projects across the Asia Pacific region. After a few internal promotions, he left Nokia Malaysia in 1999 as Jiang Xi's province network planning manager. Moving on, he joined Innity in 2001 and took on the role as Client Services Director. His job scope entails the implementation and streamlining of daily workflow processes in order to ensure timely and efficient communications with clients to deliver quality work of the highest standards. He plays a critical role in the account management for clients, due to his vast experience in the campaign management of large scale projects. He also works closely with the R&D team to ensure development efforts are consistent with prospective client requirements. He does not hold any other directorship of public companies.

## Directors' Profile (cont'd)

### **Seah Kum Loong**

*Executive Director*

---

Malaysian, aged 42

Seah Kum Loong was appointed as the Executive Director on 28 April 2008. He obtained an Advanced Diploma in Advertising and Design from the Lim Kok Wing Institute of Creative Technology. Following his graduation, he joined Asia Connect Sdn Bhd as a design executive from 1996 to 1998. In 1998, he moved on to Mcities Sdn Bhd, a leading online music entertainment portal as their Creative Director. He later joined Labtyd Sdn Bhd, a leading local advertising agency, as an Art Director, where he was part of a team in designing and producing advertisements catering to specific customer needs. He has vast experience in multiple aspects of the design process, encompassing traditional branding, brand identity and packaging to conceptual interface development. In 2001, he joined Innity and was appointed as Creative Director. He currently heads the design department and is in charge of leading and managing the various designers to ensure consistent design output of the finest quality. He is also actively involved with the Group's R&D efforts due to his insights of the ad creation process, current online advertising design trends and the technologies used to create these ads. His job requires him to communicate and fully understand specific needs of clients and then designing an advertisement that accurately represents the client's business. He does not hold any other directorship of public companies.

### **Shamsul Ariffin Bin Mohd Nor**

*Independent Non-Executive Director*

*Chairman of the Audit Committee*

*Member of the Remuneration and Nominating Committees*

---

Malaysian, aged 68

Shamsul Ariffin Bin Mohd Nor was appointed as the Independent Non-Executive Director on 30 April 2008. He holds a Bachelor of Arts (Honours) Degree from Universiti Sains Malaysia and a Masters in Business Administration from Universiti Kebangsaan Malaysia. He has served in various capacities in the public service including as Assistant Secretary and Principal Assistant Secretary to the Ministry of Land & Regional Development, Senior Assistant Director to the Director General Land & Mine Department and Director of Enforcement Road Transport Department, Malaysia. He was also a board member of Perbadanan Niaga FELDA, NARSCO Bhd, NASPRO Sdn Bhd, NARSCO Properties Sdn Bhd, NARSCO Management Services Sdn Bhd and Commercial Vehicle Licensing Board. He is currently the Executive Director of See Hup Consolidated Berhad and also holds directorship in several private companies.

### **Abd Malik Bin A Rahman**

*Independent Non-Executive Director*

*Member of the Audit and Nominating Committees*

---

Malaysian, aged 65

Encik Malik was appointed to the Board as an Independent and Non-Executive Director of Innity Corporation Berhad on 30th April 2008. He is a member of the Audit Committee and Nomination Committee. Encik Malik is a Chartered Accountant member of the Malaysian Institute of Accountants (MIA). He is also a Fellow of the Association of Chartered Certified Accountants (UK), a member of the Malaysian Institute of Certified Public Accountants and a Certified Financial Planner (USA). He is a member of both the Malaysian Institute of Management and Chartered Management Institute (UK). Encik Malik held various senior management positions in Peat Marwick Mitchell (KPMG), Esso Group of Companies, Colgate Palmolive (M) Sdn. Bhd., Amway (Malaysia) Sdn. Bhd., Fima Metal Box Berhad and Guinness Anchor Berhad. He was the General Manager, Corporate Services of Kelang Multi Terminal Sdn. Bhd. (Westports) from 1994 until 2003. Encik Malik sits on the Board of Affin Holdings Berhad, Affin Investment Bank Berhad, Boustead Heavy Industries Corporation Berhad, HwangDBS Investment Bank Berhad, Hwang Investment Management Berhad, CYL Corporation Berhad, Lee Swee Kiat Group Berhad and several private limited companies.

## Directors' Profile (cont'd)

### **Robert Lim Choon Sin**

*Senior Independent Non-Executive Director  
Chairman of the Remuneration and Nominating Committees and  
Member of the Audit Committee*

---

Malaysian, aged 57

Robert Lim Choon Sin was appointed as the Independent Non-Executive Director on 30 April 2008 and redesignated as Senior Independent Non-Executive Director with effect from 22 November 2012. As a principle consultant, he currently provides services as an experienced business executive, strategist, and technologist in helping companies implement and manage change, grow and increase value. He has 30 years of experience in ICT, in end-user, vendor and services provider environment. His expertise covers a wide spectrum of disciplines ranging from product development, consulting and managing IT related initiatives in a variety of industry. His previous role included the Director of Technology in a foreign financial institution in Malaysia. He was previously the Chief Technology Officer of Rexit Berhad and the Asia-Pacific Vice President of Technical Services at Consortio Corporation, a Seattle-based system integration company specialising in building e-communities and B2B portals. He graduated with a Bachelor of Science (Honours) Degree in Computer Science from Brighton Polytechnic, UK in 1982. He does not hold any other directorship of public companies.

### **Gregory Charles Poarch**

*Non-Independent Non-Executive Director*

---

American, aged 49

Gregory Charles Poarch was appointed as the Non-Independent Non-Executive Director on 19 August 2009. He graduated with a Bachelor of Science in Accounting from Southwestern Oklahoma State University, USA in 1988. He commenced his career in 1988 as a Senior Auditor with Finley & Cook, Certified Public Accounting Firm. Moving on, he joined Occidental Petroleum Corporation as an Audit Supervisor. Subsequently in 1996, he joined MEASAT Broadcast Network Systems Sdn. Bhd. as a Project Manager. He was promoted to Senior Manager level in 1997. He joined the JobStreet.com group in 2000 and took on the position of Vice President, Finance & Administration. With the listing of the JobStreet group in November 2004, he became the Chief Financial Officer of JobStreet Corporation Berhad. He does not hold any other directorship of public companies.

### **Chang Mun Kee**

*Alternate director to Gregory Charles Poarch*

---

Malaysian, aged 49

Chang Mun Kee was appointed as the Alternate Director to Gregory Charles Poarch on 19 August 2009. He obtained his Bachelor of Science in Mechanical Engineering from the University of Texas, Austin, USA in 1988 and a Master of Science in Mechanical Engineering from the Massachusetts Institute of Technology, USA in 1990. Prior to founding MOL Online Sdn Bhd in 1995 and subsequently JobStreet.com Sdn Bhd in 1997, he was with Kendall International, a US healthcare company, for 5 years, starting as a process engineer in 1990 before being promoted to manufacturing manager in 1992 and regional director of sales and marketing for Malaysia in 1994. He left Kendall International in 1996 to establish JobStreet.com Sdn Bhd which expanded regionally under his direction. He is an Executive Director of JobStreet and founder of the JobStreet Group and sit on the Boards of Innity Corporation Berhad, Vitrox Corporation Berhad and 104 Corporation, Taiwan.



## Directors' Profile (cont'd)

### Yutaka Shimizu

*Non-Independent Non-Executive Director*

---

Japanese, aged 56

Yutaka Shimizu was appointed as the Non-Independent Non-Executive Director on 26 December 2012. He graduated with a Bachelor of Technology from Kyoto University, Japan in 1983. He started his career as an Account Executive of Hakuholdo in 1983 and in charge of Nissan, Suntory, J league and Club Med. In 1988, he was promoted to Account Director. From 1988 until present he held various senior Management positions in Hakuholdo Group. He held the position of Managing Director of Hakuholdo Hong Kong, Hakuholdo Singapore and Hakuholdo Shanghai from 1988 to 2012, CEO of Hakuholdo China operating division from 2007 to 2011. Moving forward, he was assigned as a General Manager of HakuholdoDY holdings Singapore representative office and a President and CEO of DAC Asia Pte. Ltd and a Managing Director of I-DAC Pte. Ltd in 2012.

### Hisaharu Terai

*Alternate director to Yutaka Shimizu*

---

Japanese, aged 58

Hisaharu Terai was appointed as the Non-Independent Non-Executive Director on 26 December 2012. He graduated with a Bachelor of Economics from Tokyo University, Japan in 1979. He started his career as Global Marketing Officer of Industrial Plant Equipments in Mitsubishi Electric in 1979. In 1988, he joined Long Term Credit Bank of Japan and has been engaged in global financing and finances to media companies in Japan. Moving forward, he was the Chief Financial Officer of D.A Consortium Inc from 2000 to 2011 and promoted as Executive Director in charge of Global Operation of the company. He sits on the Board of DAC Asia Pte. Ltd , I-DAC Pte. Ltd and I-Rep Co.Ltd.

### Notes:

#### Save as disclosed above:

1. None of the Directors have family relationships with any other Director and/or major shareholder of the Company.
2. None of the Directors have been convicted of any offences within the past ten years.
3. None of the Directors have any conflict of interest with the company.



# Corporate Governance Statement

The Board of Directors of the Company ("the Board") is committed in ensuring that a high standard of Corporate Governance is practiced throughout the Group in discharging its responsibilities with integrity, transparency and professionalism, to protect and enhance shareholders' value and the financial position of the Group. The Board is continuously reviewing and, where appropriate, has taken the necessary steps to comply with the principles and recommendations as set out in the Malaysian Code on Corporate Governance 2012 ("Code"). Below is a statement and description in general on how the Group has applied the principles and complied with the best practice provisions as laid out in the Code throughout the financial year under review pursuant to Paragraph 15.25 of the ACE Market Listing Requirements of Bursa Malaysia Securities Berhad ("Listing Requirements").

## A. THE BOARD OF DIRECTORS

### 1) The Board

The Board has the overall responsibility for corporate governance, charting the strategic directions and policies as well as overseeing the investment and business directions of the Group.

The Group is headed by an effective Board which comprises qualified professionals who have the requisite experience, knowledge and skills to review corporate strategies, resolve operational issues and monitor the financial performance of the Group. The Board assumes responsibility for effective stewardship and control of the Group and its members have established terms of reference to assist in the discharge of their responsibilities.

### 2) Board Charter

The Company's Board Charter sets out the composition, authority, structure, roles and responsibilities of the Board and Board processes as well as to ensure that all Board members acting on behalf of the Company are aware of their duties and responsibilities as Board members.

The Board will periodically review and update its charter in accordance with the needs of the Company and any new regulations that may have an impact on the discharge of the Board's responsibilities.

### 3) Business Code of Conduct

The Board has adopted a Business Code of Conduct ("COC") which reflects Innity's vision and core values of integrity, teamwork, learning and performance. It serves as the primary behavior guide for all Innity employees.

The COC incorporates Innity's basic standards of ethical behavior and compliance with the law. It is also designed as a preventive tool to help prevent and detect violations of the Company's policies and the law.

### 4) Board Composition and Balance

The Board consists of Eleven (11) Directors, comprising of nine (9) principal Directors and two (2) Alternate Directors. The nine (9) principal Directors comprised:

- One (1) Executive Chairman;
- One (1) Managing Director;
- Two (2) Executive Directors;
- Three (3) Independent Non-Executive Directors; and
- Two (2) Non-Independent Non-Executive Directors.

# Corporate Governance Statement (cont'd)

## A. THE BOARD OF DIRECTORS (CONT'D)

### 4) Board Composition and Balance (Cont'd)

The Board complied with Rule 15.02 of Bursa Securities LR which requires at least two (2) directors or one-third of the Board, whichever is higher, to be Independent Directors. The Board is satisfied that the current Board composition fairly reflects the interest of minority shareholders in the Company.

There is a clear segregation of duties between the Executive Chairman and the Managing Director to ensure that there is a balance of power and authority in managing the Group. The primary responsibilities of the Executive Chairman, among others, are providing overall leadership to the Board and performing ceremonial obligations, such as presiding at general meetings of shareholders, Board meetings and informal meetings with other Board members. In contrast, the Managing Director is primarily responsible for managing the daily business operations of the Group by ensuring that the corporate strategies, policies and matters approved by the Board are implemented and managed expeditiously.

No individual or group of individuals dominates the Board's decision making process. All decisions of the Board are based on the decision of the majority.

The Board acknowledges the gender diversity as recommended in the Code and recognizes the strategic and business benefits of having a balanced board. The appointment of new board members will not solely be guided by gender but rather the skills, knowledge and experience of the newly-appointed director.

The Board also took into consideration the Code's recommendation that the Board be comprised of a majority of Independent Directors in situations where the Chairman of the Board is not an Independent Director. Given that this is presently not the case in Innity, as the Chairman is currently, a Non-Independent Director, the Company is considering a revision of the Board's composition to comprise a majority of Independent Directors when appropriate talents are identified.

The Board has identified and appointed Mr Robert Lim Choon Sin as the Senior Independent Director to whom concerns of shareholders, management and others may be conveyed. The Independent Directors led by Mr Robert Lim Choon Sin provide a broader view, independent and balanced assessment of proposals from the Executive Directors.

The Independent Directors together with the Senior Independent Director are able to exercise strong independent judgement and provide a balance to the Board with their unbiased and independent views, advice and judgement for all Board deliberations.

### 5) Re-election of Directors

In accordance with the Company's Articles of Association, one-third (1/3) of the directors, including the Executive Chairman, shall retire by rotation from office at each Annual General Meeting ("AGM") and they shall be eligible for re-election at such AGM. The directors to retire shall be the directors who have been longest in office since their appointment or last re-election. In addition, all directors shall be subject to retirement by rotation once every three (3) years.

Directors who are appointed by the Board in the course of the year shall be subject for re-election at the next AGM to be held following their appointments.

Directors who are over seventy (70) years of age are required to submit themselves for re-appointment annually in accordance with Section 129(6) of the Companies Act, 1965.

# Corporate Governance Statement (cont'd)

## 6) Board Meetings and Commitment of the Board Members

The Board aims to meet at least four (4) times a year, normally at the end of every quarter of the financial year. When necessary, additional meetings will be convened by the Board to deliberate and make decisions on urgent matters.

During the financial year, six (6) Board meetings were held. Details of the Directors' attendance are as follows:

Director	Number of Board Meetings Attended
Mr. Phang Chee Leong	6/6
Mr. Looa Hong Tuan	6/6
Mr. Wong Kok Woh	6/6
Mr. Seah Kum Loong	5/6
En. Shamsul Arrifin Bin Mohd Nor	6/6
En. Abdul Malik Bin A Rahman	6/6
Mr. Robert Lim Choon Sin	6/6
Mr. Gregory Charles Poarch	5/6
Mr. Yutaka Shimizu	6/6
Mr. Hisaharu Terai <i>(Alternate Director to Mr. Yutaka Shimizu)</i>	6/6
Mr. Chang Mun Kee <i>(Alternate Director to Mr. Gregory Charles Poarch)</i>	0/6

The Board is satisfied with the level of time commitment given by the Directors towards fulfilling their roles and responsibilities. This is evidenced by the attendance record of the Directors at the Board Meeting set out above.

## 7) Board Responsibilities and Supply of Information

The Board is accountable for all key decisions affecting the Group's business. These decisions include reviewing and approving the Group's strategic plans, key operational initiatives, major investment and funding decisions, reviewing the risk management process and internal control systems to minimize downside risks for the Group in order to safeguard shareholders' interests.

All Directors have access to all information within the Group whether as a full Board or in their individual capacity. Where necessary, the Directors may seek the advice of external professional advisors, at the Group's expense, on specialized issues to enable the Directors to discharge their duties with adequate knowledge of the issues being deliberated.

The agenda for Board meetings and a set of Board papers containing information relevant to the business of the meeting, are circulated to all Directors prior to the meeting. This to ensure sufficient time has been given for the Directors to prepare, obtain additional information or clarification prior to attendance at the meeting.

## 8) Qualified and Competent Company Secretary

The Company Secretary attends all Board meetings and ensures that accurate and proper records of Board proceedings and resolutions passed are recorded and maintained in the statutory register of the Company.

The Directors are regularly updated by the Company Secretary on new statutory as well as regulatory requirements relating to Directors' duties and responsibilities or the discharge of their duties as Directors of the Company.

# Corporate Governance Statement (cont'd)

## 9) Directors' Training

All Directors appointed to the Board have undergone the Mandatory Accreditation Program ("MAP") prescribed by Bursa Malaysia Securities Berhad ("Bursa Securities"). The Directors will continue to attend training courses to equip themselves effectively and discharge their duties as Directors on a continuous basis in compliance with Rule 15.08 of the Bursa Securities LR.

During the financial year ended 31 December 2013, the following Directors have attended the following training:

	Name of Director	Name of Programme	Date
1	Phang Chee Leong	Investment Analysis on Technology Stocks, Consumer Product and Oil & Gas Industry	12 December 2013
2	Looa Hong Tuan	Investment Analysis on Technology Stocks, Consumer Product and Oil & Gas Industry	12 December 2013
3	Wong Kok Woh	Reading and Interpreting Financial Statements	30 - 31 October 2013
4	Seah Kum Loong	Reading and Interpreting Financial Statements	30 - 31 October 2013
5	Shamsul Ariffin Bin Mohd Nor	Reading and Interpreting Financial Statements	30 - 31 October 2013
6	Robert Lim Choon Sin	Reading and Interpreting Financial Statements	30 - 31 October 2013
7	Abd Malik Bin A Rahman	Audit Committee Conference 2013 – Powering for Effectiveness	12 March 2013
		The Nomination/Remuneration Committee Program	1-2 April 2013
		Banking Fundamentals	9-10 April 2013
		Briefing on Financial Services Act 2012 & Islamic Financial Services Act 2012	14 May 2013
		Forum on Future of Corporate Reporting	12 June 2013
		Board Agenda Series : Boards & Strategy – Where are we?	27 August 2013
		Board Chairman Session	11 September 2013
		Half-day Talk on : Financial Services Act 2013- Key implications; Basel III and its impact on Capital & Liquidity; New Audit Opinion; Accounting & other regulatory updates.	12 November 2013

# Corporate Governance Statement (cont'd)

## 9) Directors' Training (cont'd)

	Name of Director	Name of Programme	Date
8	Gregory Charles Poarch	Clarifying, communicating job expectations	20-21 February 2013
		Mid-Year Performance Check-In	19-20 August 2013
		Hiring for Greatness	21-22 October 2013
		Budget 2014 Tax Seminar	7 November 2013
9	Chang Mun Kee	Global Entrepreneurship Summit, Kuala Lumpur	11-12 October 2013
10	Yutaka Shimizu	Mandatory Accreditation Programme for Directors of Public Listed Companies (Pursuant to Paragraph 15.09 of Bursa Securities Listing Requirements)	10 - 11 April 2013
		Cannes Lions International Festival of Creativity seminars	17-21 June 2013
		Spikes Asia Advertising Festival seminars	16-17 September 2013
		Ad-Tech Tokyo seminars	18-19 September 2013
11	Hisaharu Terai	Human Capital Trends and Challenges in South East Asia	3 March 2013
		Mandatory Accreditation Programme for Directors of Public Listed Companies (Pursuant to Paragraph 15.09 of Bursa Securities Listing Requirements)	10 - 11 April 2013
		New Corporate Law in India	11 May 2013
		Indonesia Investment regulations (BKPM regulations etc.)	11 November 2013
		Indonesia update of Accounting and Tax	26 November 2013

## 10) The Board Committees

The role of the Board Committees is to advise and make recommendations to the Board. Each of the Committees operates under its respective terms of reference. At the relevant Board meetings, the Chairman of each Committee furnishes a verbal report on the outcome of major issues being addressed. The confirmed minutes of various Committees are tabled to the Board for information and to assist the Board if further deliberation at the board level is required.

The following Committees have been established to assist the Board in the discharge of its duties:

### a. Audit and Risk Management Committee

The objective of the Audit and Risk Management Committee is to assist the Board to review the adequacy and integrity of the Company's and Group's internal control systems and management information systems. The composition, summary of activities and terms of reference of the Audit and Risk Management Committee are found in the Audit and Risk Management Committee Report.

# Corporate Governance Statement (cont'd)

## 10) The Board Committees (cont'd)

### b. Nomination Committee

The Nomination Committee, established on 30 April 2008, is tasked with ensuring that the appointed directors bring to the Board, a mix of skills and expertise necessary to meet the requirements of corporate stewardship. The Nomination Committee will also assist the Board in reviewing, on an annual basis, the appropriate balance and size of Non-Executive Directors' participation and in establishing procedures and processes towards an annual assessment of the effectiveness of the Board as a whole.

The Nomination Committee, in its terms of reference, is also tasked with the duty of making suitable recommendations to fill vacancies on the Board and its Committees. Nonetheless, the approval for appointment of new Board or Committee Members rests with the Board as a whole.

The Group has adopted a guide for the Nomination Committee to identify, evaluate, select and recommend to the Board the suitability of candidates as Board members. In evaluating the candidate, the Nomination Committee considers amongst others, the following factors:

- The achievements of the candidate in his/her personal career
- Integrity
- Wisdom
- Independence of the candidate
- Ability to make independent and analytical enquiries
- Ability to work as a team to support the Board
- Skills, qualification and expertise
- Understanding of the business environment
- Willingness to devote personal time and commitment

The Nomination Committee currently consists of the following Non-Executive Directors, all of whom are Independent Non-Executive Directors:

#### Chairman

Mr Robert Lim Choon Sin (*Senior Independent Non-Executive Director*)

#### Members

Encik Shamsul Ariffin Bin Mohd Nor (*Independent Non-Executive Director*)

Encik Abd Malik Bin A Rahman (*Independent Non-Executive Director*)

The Committee held one (1) meeting during the financial year ended 31 December 2013. During the meetings, the Committee:

- i) Reviewed and assessed the performance and effectiveness of the Board of Directors as a whole for the year 2013. The respective contribution(s) of each individual Director to the Company were also appraised.

### c. Remuneration Committee

The role of the Remuneration Committee is described below under B. DIRECTORS' REMUNERATION.

The Committee shall meet at least once a year. Additional meetings can be convened if necessary by the Chairman of the Committee.

The Committee held one (1) meeting during the financial year ended 31 December 2013.

# Corporate Governance Statement (cont'd)

## B. DIRECTORS' REMUNERATION

The objective of the Remuneration Committee is to set the policy framework and to make recommendations to the Board on all elements of the remuneration, terms of employment, reward structure, and fringe benefits for Executive Directors, the Managing Director and other selected top management positions with the aim of attracting, retaining, and motivating individuals of the highest calibre.

The remuneration of the Executive Directors is based on their performance. Fees payable to Non-Executive Directors are determined by way of benchmarking to comparable organisations. Non-Executive Directors are paid monthly allowances and meeting allowances based on attendance.

The Remuneration Committee consists of a majority of Independent Non-Executive Directors and the present members are:

### Chairman

Mr Robert Lim Choon Sin (*Senior Independent Non-Executive Director*)

### Members

Encik Shamsul Ariffin Bin Mohd Nor (*Independent Non-Executive Director*)

Mr Phang Chee Leong (*Executive Chairman*)

The Remuneration Committee shall recommend to the Board the remuneration and entitlements of all Directors (including the Executive Chairman) and the Board will decide based on the recommendations of the Remuneration Committee. The approval for Directors' remuneration rests with the Board as a whole with the Directors abstaining from voting and deliberating on decisions in respect of their own remuneration package.

The aggregate remuneration of the Directors from the Group for the financial year ended 31 December 2013 is as follows:-

(RM'000)	Fees	emoluments	Salaries and other Total	
Executive Directors		132	893	1,025
Non-Executive Directors		90	11	101
<b>Total</b>		<b>222</b>	<b>904</b>	<b>1,126</b>

Individual Directors' remuneration is not disclosed in the Annual Report. Directors' remuneration aggregated and categorised into appropriate components, number of Directors whose total remuneration from the Group during the financial year under review falling within the following bands are as follows:

Range of Remuneration	Executive	Non-Executive
RM0	-	4
Below RM50,000	-	3
RM50,001-RM200,000	-	-
RM200,001 -RM250,000	1	-
RM250,001-RM300,000	1	-
RM300,001-RM350,000	-	-
RM350,001-RM400,000	2	-
<b>Total</b>	<b>4</b>	<b>7</b>

# Corporate Governance Statement (cont'd)

## C. SHAREHOLDERS

### 1) Shareholders and Investor Relations

The Group values regular communication with its shareholders and investors.

The Company reaches out to its shareholders through the issuance of Annual Reports and updates on the Company are provided through the quarterly reports and various announcements made throughout the year. Shareholders and investors can also obtain general information of the Company through its website at [www.innity.com](http://www.innity.com)

Currently, the General Meetings are the principal forum for dialogues with the shareholders and investors. At each General Meeting, the Board presents the progress and performance of the Group and/or Corporate Proposals of the Company and shareholders are encouraged to participate in the question and answer sessions. Informal discussions between the Directors, senior management staff and the shareholders and investors are always active before and after the General Meetings. The Company has put in place a shareholder communication framework to facilitate effective communication with its shareholders and other stakeholders.

### 2) The AGM

Notice of the AGM and related papers are sent out to shareholders at least 21 days before the date of the meeting.

At each AGM, the Board presents the progress and performance of the business and encourages shareholders to participate and to raise questions about the resolutions being proposed and about the Group's operations in general. Executive Directors and, where appropriate, the Chairman of the various Board Committees are available to respond to shareholders' questions during the meeting. Shareholders, institutional investors, fund managers and market analysts are invited to meet with Directors after each AGM.

The Company has always made the necessary preparations in the event of poll voting for all resolutions tabled at the AGM. The Company will explore the suitability and feasibility of employing electronic means for poll voting as set out in the Code.

## D) ACCOUNTABILITY AND AUDIT

### 1) Financial Reporting

In presenting the annual financial statements and quarterly announcements to shareholders, the aim of the Directors is to present a balanced and comprehensible assessment of the Group's position and prospects. The Audit and Risk Management Committee (ARMC) assists the Board to ensure accuracy and adequacy of all annual and quarterly financial reports, audited and unaudited for disclosure. The statement by the Board pursuant to Paragraph 15.26(a) of the Listing Requirements on its responsibilities in preparing the financial statements is set out in this Annual Report.

The Board is responsible for ensuring that financial statements prepared for each financial year give true and fair view of the Group's state of affairs. The Directors took due care and reasonable steps to ensure that the requirements of accounting standards were fully met. Quarterly financial statements were reviewed by the ARMC and approved by the Board of Directors prior to release to Bursa Securities.

The Statement of Directors, pursuant to Section 169 of the Company Act 1965, is set out in this Annual Report.



# Corporate Governance Statement (cont'd)

## D) ACCOUNTABILITY AND AUDIT (cont'd)

### 2) Sound Framework to Manage Risks

The Board is responsible for the adequacy and effectiveness of the Group's risk management systems. The Board has established an Enterprise Risk Management Framework which assists all operational levels in achieving the Company's strategic objectives by bringing a systematic approach to evaluating and improving the effectiveness of risk management and control.

### 3) Internal Control

The Board acknowledges its overall responsibility for maintaining a system of internal controls, which provides reasonable assessment of effective and efficient operations, internal controls and compliance with laws and regulations. The system provides reasonable but not absolute assurance against material misstatements, losses, fraud and irregularities.

Information pertaining to the Company's risk management and internal controls are presented in the Statement on Risk Management and Internal Control laid out in this Annual Report.

### 4) Relationship with Auditors

The External Auditors have to report to the Company of their findings which are included as part of the Company's financial reports with respect to each year's audit on statutory financial statements. In doing so, the Company has established a transparent arrangement with the auditors to meet their professional requirements. From time to time, the auditors will highlight to the ARMC and the Board of Directors on matters that require the ARMC's and Board's attention and action.

The ARMC is of the opinion that the External Auditors are independent with respect to the Company and the Group, in accordance with the Bye-Laws (on Professional Ethics, Conduct and Practice) of the Malaysian Institute of Accountants. In addition, to the best knowledge of the ARMC, the provision of non-audit services by the External Auditors during the year did not compromise the External Auditors' independence.

The role of the ARMC in relation to the External Auditors is stated in the ARMC's terms of reference.

## E) DIRECTORS' RESPONSIBILITY IN RELATION TO THE FINANCIAL STATEMENTS

The Directors are required by the Companies Act, 1965 to prepare financial statements for each financial year which have been made out in accordance with the applicable approved accounting standards so as to give a true and fair view of the state of affairs of the Group and Company at the end of the financial year and of the results and cash flows of the Group and Company for the financial year.

The Directors are satisfied that in preparing the financial statements of the Group for the financial year ended 31 December 2013, the Group has used the appropriate accounting policies and applied them consistently and supported by reasonable and prudent judgments and estimates. The Directors also consider that all applicable approved accounting standards have been complied with and further confirm that the financial statements have been prepared on a going concern basis.

The Directors are responsible for ensuring that the Company keeps proper accounting records with reasonable accuracy of the financial position of the Company. The Directors are to ensure that the financial statements comply with mandatory provisions of the Companies Act, 1965, the Malaysia Approved Accounting Standards and the Listing Requirements. The Directors are also responsible for taking such reasonable steps to safeguard the assets of the Group and to minimise fraud and other irregularities.

# Corporate Governance Statement (cont'd)

## F) CORPORATE SOCIAL RESPONSIBILITY

As part of the Group's Corporate Social Responsibility efforts towards its employees, the community and the environment where its businesses are conducted, various activities have been carried out: -

The Group recognising that the personnel are the driving force behind our growth and operational success, efforts are in place for the provision of a conducive working environment. The Group's main focus is on improving the quality and living standards of its employees. As part of this strategic plan, various training programmes were conducted in-house, as well as in conjunction with external trainers to ensure its employees were equipped with the required skill sets as well as having the right attitudes which are aligned with the Group's objective and direction.

Mindful of employees' welfare, the Group maintains practices that comply with acceptable standards of safety and health in the workplace. Regular inspections are taken to ensure Company's infrastructures are well maintained. In addition, all workers are covered by Personal Accident insurance and other medical benefits, working hours, overtime and off-days are clearly outlined.

The alliance with UNICEF, established in recent years, signifies an important step for Innity's efforts in the area of CSR. Through Innity's widespread online network of local, regional and international websites, Innity continued its collaboration with UNICEF, in 2013, by supporting UNICEF in the following activities:

- i) Hosting of UNICEF's donation pages in Innity's server, <https://www.supportunicefmalaysia.org/donation/>; and
- ii) Assisting UNICEF in their donation pages and fund raising messages.

Protecting children's rights is an important responsibility. Innity's objective was to draw netizens to the UNICEF Malaysia website to help advance the awareness of a child's rights. This include, amongst others, access to quality health and education services for all children, strengthening social policies for the most vulnerable children and providing comprehensive protection services for children and young people.

This statement is made at the Board of Directors' Meeting held on 10 April 2014.

# Audit And Risk Management Committee Report

The Board of Directors ("Board") is pleased to present the Audit and Risk Management Committee Report for the financial year ended 31 December 2013.

## 1. Constitution

The Audit Committee has been given the added responsibility of monitoring the activities of the Risk Management Committee of which has been renamed as Audit and Risk Management Committee ("ARMC" or "the Committee"). The Terms of Reference of the ARMC are set out in the following pages of this Annual Report.

## 2. Composition

Currently, the Committee comprises three (3) Board Members, who are Independent Non-Executive Directors.

## 3. Members

Members of the Board who are currently serving on the Committee as at the date of the Annual Report are:-

### Chairman

Encik Shamsul Ariffin Bin Mohd Nor *(Independent Non-Executive Director)*

### Members

Mr Robert Lim Choon Sin *(Senior Independent Non-Executive Director)*

Encik Abd Malik Bin A Rahman *(Independent Non-Executive Director)*

## 4. Frequency of Meetings

During the financial year under review, the Committee convened six (6) meetings. The attendance of each Committee member at these meetings during the financial year were as follows:-

Director	Number of Meetings Attended
Encik Shamsul Ariffin Bin Mohd Nor	6/6
Mr. Robert Lim Choon Sin	6/6
Encik Abdul Malik Bin A Rahman	6/6

## 5. Summary of Activities

During the year, the Committee undertook the following activities covering both audit and risk issues:-

- (a) Reviewed the unaudited Quarterly Report on Consolidated Results on quarterly basis;
- (b) Reviewed the internal audit planning and internal audit report presented by internal auditor;
- (c) Reviewed the financial budget vs actual results for financial year 2013;
- (d) Reviewed the draft Circular to Shareholders in relation to the Proposed Renewal Of Shareholders' Mandate for recurrent related party transactions of a revenue or trading nature and Proposed New Shareholders' Mandate for additional recurrent related party transactions of a revenue or trading nature;
- (e) Reviewed the draft Audited Financial Statements presented by the external auditors;
- (f) Conducted private meetings with External Auditors on issues and concerns they had arising from their audit work;
- (g) Reviewed the Executive Chairman's Statement, Audit and Risk Management Committee Report, Corporate Governance Statement and Statement on Risk Management and Internal Control for inclusion in the Annual Report;
- (h) Reviewed the Register of the Recurrent Related Party Transactions in every quarter;
- (i) Reviewed the Audit Planning Memorandum and Audit Summary Memorandum presented by external auditor;
- (j) Noted the update on Whistle Blowing which clearly outlined when, how and to whom a concern may be formally raised about the actual or potential breach of conduct or other misdemeanours involving employee, Management or Director in the Group; and
- (k) Reviewed the risk factors within Innity Group;
- (l) Recommended mitigating measures to limit the various risks identified.

# Audit And Risk Management Committee Report (cont'd)

## 6. Internal Audit Function

The Committee is supported by an independent internal audit service provider. Its main role is to conduct regular and systematic reviews of the operation, procedures and internal control of the Company and its subsidiaries so as to provide reasonable assurance that the internal control systems put in place continue to operate satisfactorily and effectively.

The cost incurred for the internal audit function for the financial year ended 31 December 2013 was RM37,000.

## 7. Terms of Reference

### (a) Objectives

The Board of Directors has established the ARMC to assist the Board in:-

- (i) Identifying the risk factors of the Group;
- (ii) Mitigating the risk factors identified;
- (iii) Reviewing the adequacy and integrity of the Group's financial reporting, internal control procedures and management information systems for compliance with applicable laws, regulations, rules, directives and guidelines.

### (b) Composition of the ARMC

- (i) The ARMC shall be appointed by the Board of Directors from amongst their members and shall consist of at least three (3) members, the majority of whom are Independent Directors. All members of the Committee shall be Non-Executive Directors.
- (ii) At least one member of the Committee shall be a member of the Malaysian Institute of Accountants or possess at least three (3) years' working experience and has passed the examinations set out in Part I of the First Schedule or a member of one of the associations of accountants set out in Part II of the First Schedule of the Accountants Act, 1967, respectively or fulfils such other requirements as prescribed or approved by Bursa Malaysia Securities Berhad ("Bursa Securities").
- (iii) No alternate Director(s) shall be appointed to be member(s) of the Committee.
- (iv) The members of the Committee shall elect a Chairman from amongst its members who shall be an Independent Non-Executive Director.
- (v) The Board must ensure that the Executive Chairman shall not be a member of the Committee.
- (vi) The Board must review the terms of office and performance of the Committee and each of its members at least once every 3 years to determine whether the Committee and its members have carried out their duties in accordance with their terms of reference.

### (c) Meetings

#### (i) Frequency of Meeting

- The ARMC shall meet not less than four (4) times a year and as many times as the Committee deems necessary with due notice of issues to be discussed.

# Audit And Risk Management Committee Report (cont'd)

## 7. Terms of Reference (cont'd)

### (c) Meetings (cont'd)

#### (ii) Proceedings of Meeting

- At least four (4) meetings are held in a year. However, meetings are also held as and when required or upon the request of the external auditors to consider any matters that the external auditors believe should be brought to the attention of the Directors and/or shareholders.
- The quorum for meeting of the Committee shall be two (2) members of which the majority of members present must be Independent Non-Executive Directors.
- The agenda of the ARMC meetings shall be circulated before each meeting to members of the Committee. The ARMC may require the external auditors and any officer of the Company to attend any of its meetings as it determines.
- If at any meeting, the Chairman of the Committee is not present within fifteen (15) minutes after the time appointed for holding the same, the members present shall choose one of their number who shall be an Independent Non-Executive Director to be Chairman of such meeting.
- The Company Secretary shall be the Secretary of the ARMC.
- Questions arising at any meeting shall be decided by a majority of votes. In case of an equality of votes, the Chairman of the Committee shall have a second or casting vote.

#### (iii) Attendance at Meeting

- The presence of external auditors and internal auditors (if any) at any meeting of the ARMC can be requested if required by the Committee.
- Other members of the Board and officers of the Company and its Group may attend the meeting (specific to the relevant meeting) upon the invitation of the ARMC.

#### (iv) Keeping and Inspection of Minutes

- The Company shall cause minutes of all proceedings of the ARMC to be entered in books kept for that purpose within fourteen(14) days of the date upon when the relevant meeting was held.
- Those minutes to be signed by the Chairman of the ARMC at which the proceedings were held or by the Chairman of the next succeeding meeting shall be evidence of the proceedings to which it relates.
- The books containing the minutes of proceedings of the ARMC shall be kept by the Company at the place to be determined by the Board, and shall be open to the inspection of any members of the Board of Directors or the Committee members without charge.
- The minutes of the ARMC shall be circulated to the members of the Board for notation.

# Audit And Risk Management Committee Report (cont'd)

## 8. Authority

The ARMC shall in accordance with the procedure determined by the Board and at the cost of the Company:-

- (a) have the authority to appoint the Internal Auditor of the Company and establish an internal audit function which is independent of the activities and ensure that the Internal Auditor reports directly to the Committee;
- (b) have explicit authority to investigate any matter within the terms of reference;
- (c) have the resources which the Committee requires to perform its duties;
- (d) have full and unrestricted access to any information which the Committee requires in the course of performing the duties;
- (e) have unrestricted access to the Executive Chairman of the Company;
- (f) have direct communication channels with the external auditors and persons carrying out the internal audit function or activity (if any);
- (g) be able to obtain independent professional or other advice in the performance of its duties at the cost of the Company;
- (h) be able to invite outsiders with relevant experience to attend its meetings, if necessary; and
- (i) be able to convene meetings with the external auditors, the internal auditors or both, excluding the attendance of other executive Board members and employees of the Company, whenever deemed necessary.

## 9. Duties & Responsibilities

The duties and responsibilities of the ARMC shall include the following:-

### (a) Matters relating to External Audit:-

- (i) To consider the appointment of the external auditors, the audit fee and any question of resignation or dismissal;
- (ii) To review the nature, scope and quality of external audit plan/arrangements;
- (iii) To review quarterly and annual financial statements of the Company, before submission to the Board, focusing in particular on the going concern assumption, compliance with accounting standards and regulatory requirements, any changes in accounting policies and practices, significant issues arising from the audit and major judgment issues;
- (iv) To review the external auditors' audit report on the financial statement;
- (v) To review any management letter sent by the external auditors to the Company and the management's response to such letter;
- (vi) To review any letter of resignation from the external auditors;
- (vii) To consider and review whether there is reason (supported by grounds) to believe that the Company's external auditors are not suitable for re-appointment;
- (viii) To review the assistance given by the Company's officers to the external auditors;

# Audit And Risk Management Committee Report (cont'd)

## 9. Duties & Responsibilities (cont'd)

The duties and responsibilities of the ARMC shall include the following:- (cont'd)

### (a) Matters relating to External Audit:- (cont'd)

- (ix) To discuss problems and reservations arising from the interim and final audits on any significant audit findings, reservations, difficulties encountered or material weakness reported; and
- (x) To review any related party transaction and conflict of interest situation that may arise within the Company or Group including any transaction, procedure or course of conduct that raises questions of management integrity.

### (b) Matters relating to Internal Audit function, if any exists:-

- (i) To review the adequacy of the scope, functions, competency and resources of the internal audit functions and that it has the necessary authority to carry out the work;
- (ii) To review the internal audit programme, processes, the results of the internal audit programme, processes or investigation undertaken and where necessary, ensure that appropriate actions are taken on the recommendations of the internal audit function;
- (iii) To review the follow-up actions by the management on the weakness of internal accounting procedures and controls;
- (iv) To review on all areas of significant financial risk and the arrangements in place to contain those risks to acceptable levels;
- (v) To review the assistance and co-operation given by the Company and its officers to the Internal Auditors;
- (vi) To review any appraisal or assessment of the performance of staff of the internal audit function, compliance with accounting standards and regulatory requirements, any changes in accounting policies and practices, significant issues arising from the audit and major judgment issues;
- (vii) To approve any appointment or termination of senior staff members of the internal audit function; and
- (viii) To review any letter of resignation of internal audit staff members and provide the resigning staff member an opportunity to submit his/her reasons for resigning.

### (c) Matters relating to Risk:-

- (i) To provide routine quarterly reporting and update the Board on key risk management issues as well as ad-hoc reporting and evaluation on investment proposals;
- (ii) To work with the Internal Auditors in the preparation of the Statement on Risk Management and Internal Control for inclusion in the Company's Annual Report;
- (iii) Identify new strategic risks including corporate matters eg. regulatory and business development;
- (iv) Follow-up on the management action plans based on the status of implementation;
- (v) Review proposals/feasibility studies on ad-hoc basis which meet the requisite threshold before recommending for Board approval; and
- (vi) Review the enterprise risk scorecard and determine the risks to be escalated to the Board on a quarterly basis.

# Audit And Risk Management Committee Report (cont'd)

## 9. Duties & Responsibilities (cont'd)

The duties and responsibilities of the ARMC shall include the following:- (cont'd)

### (d) Roles and Rights of the ARMC:-

- (i) To consider and review any significant transactions which are not within the normal course of business and any related party transactions that may arise within the Company and the Group;
- (ii) To report to Bursa Securities on any matter reported by the Board of the Company which has not been satisfactorily resolved resulting in a breach of the Bursa Securities Listing Requirements for the ACE Market; and
- (iii) To carry out any other function that may be mutually agreed upon by the Committee and the Board which would be beneficial to the Company and ensure the effective discharge of the Committee's duties and responsibilities.

### (e) Retirement and Resignation of ARMC Member

- (i) Retirement/Resignation
  - A member of the ARMC who wishes to retire or resign should provide sufficient written notice to the Company so that a replacement may be appointed before he/she leaves.
- (ii) Vacancy
  - In the event of any vacancy in the ARMC, the Company shall fill the vacancy within two (2) months, but in any case not later than three (3) months.



# Statement On Risk Management And Internal Control

## INTRODUCTION

Pursuant to paragraph 15.26 (b) of the Listing Requirements ("LR") of Bursa Securities for the ACE Market and as guided by the Statement on Risk Management and Internal Control: Guidelines for Directors of Listed Issuers ("the Guidelines"), the Board of Directors of Innity Corporation Berhad ("INNITY" or "the Company") is pleased to include a statement on the state of the Group's internal controls in this Annual Report.

## BOARD'S RESPONSIBILITIES

The Board is responsible to maintain a sound risk management practices and internal control systems as a platform to good corporate governance for reviewing its adequacy and integrity. In addition, the Board has also received assurance from the Executive Chairman ("EC") and Chief Financial Officer ("CFO") that the Group's risk management and internal control system are operating adequately and effectively, in all material aspects.

Due to inherent limitations in any risk management and internal control system, such system put into effect by Management is designed to manage rather than eliminate risks that may impede the achievement of the Group's business objectives.

## KEY FEATURES OF THE GROUP'S RISK MANAGEMENT AND INTERNAL CONTROL SYSTEM

Key elements of the Group's risk management and internal control system that have been established to facilitate the proper conduct of the Group's businesses are described below:

### 1. RISK MANAGEMENT SYSTEM

The Board maintains an ongoing commitment to strengthen the Group's risk management framework. The Group has developed an Enterprise Risk Management Framework to facilitate the identification and assessment of the Group's principal risks.

Key business risks were categorised to highlight the sources of risk, its scoring to reflect the impact of the risk and the likelihood of its occurrence. The assessment took into account all aspects of the businesses and its internal control framework, including risk assessment, the control environment and control activities, information and communication and monitoring procedures. Periodic reviews were conducted to determine existence of new risk and whether the risks previously identified remained relevant.

The Board had embedded in the Group a monitoring and reporting process to continuously identify, assess and manage the principal risks in a formal manner, which would entail establishing procedures for reporting and monitoring of risk and controls. These initiatives would ensure that the Group has in place an ongoing process for identifying, evaluating, monitoring and managing the principal risks that affects the achievement of its business objectives.

Whilst the Board maintains ultimate control over risk and control issues, it has been delegated to the executive management the implementation of the system of risk management and internal control within an established framework. The responsibility of managing risks of each department lies with the respective Heads of Department and it is during the periodic management meetings, implemented risk management activities that manage the significant risks identified are communicated to Executive Directors and Senior Management. Risk Management is regarded by the Board to be an integral part of the business operations. Key management staff and Heads of Department are delegated with the responsibility to manage identified risks within defined parameters and standards.

Monthly Management Meetings are held to discuss key risks and the appropriate mitigating controls. Significant risks affecting the Group's strategic and business plans are escalated to the Board at their scheduled meetings.

# Statement On Risk Management And Internal Control (cont'd)

## KEY FEATURES OF THE GROUP'S RISK MANAGEMENT AND INTERNAL CONTROL SYSTEM (CONT'D)

Key elements of the Group's risk management and internal control system that have been established to facilitate the proper conduct of the Group's businesses are described below: (cont'd)

### 2. INTERNAL CONTROL SYSTEM

- Organisation Structure & Authorisation Procedures

The Group maintains a formal organizational structure that includes clear delegation of responsibilities and accountability. It sets out the roles and responsibilities, appropriate authority limits, review and approval procedures to enhance the internal control system of the Group's various business units.

- Periodical and/or Annual Budget

An annual budget is prepared by management and tabled to the Board for approval. Periodic monitoring is carried out to measure the actual performance against budget to identify significant variances and devise remedial action plans.

- Group Policies and Procedures

Documented policies and procedures are in place and are regularly reviewed and updated to ensure that it maintains its effectiveness and continues to support the Group's business activities at all times as the Group continues to grow.

- Information and Communication

Information critical to the achievement of the Group's business objectives are communicated through established reporting lines across the Group. This is to ensure that matters that require the Board and Senior Management's attention are highlighted for review, deliberation and decision on a timely basis.

- Monitoring and Review

Scheduled operational and management meetings are held to discuss and review the business plans, budgets, financial and operational performances of the Group. Monthly management accounts containing key financial results, operational performance and comparison of actual performance against budgets are presented to the management team for monitoring and review. The quarterly financial statements are presented to the Board for their review, consideration and approval. The Board also plays an active role in discussing and reviewing the business plans, strategies, performance and risks faced by the Group.

- Business Strategic Plan

Yearly business plan and Key Performance Indicators (KPI) were drawn up and presented to the Board during the year. The business plans are revised based on changing market conditions to meet the Group business objectives.

- Human Resource policies and procedures

The employees' handbook containing the Company scheme of services and code of business conduct is accessible to all employees in the intranet. All employees are required to acknowledge the acceptance of the policies.

## Statement On Risk Management And Internal Control (cont'd)

### 3. INTERNAL AUDIT FUNCTION

The Group's internal audit function is outsourced to a professional services firm, to assist the Board and Audit and Risk Management Committee ("ARMC" or "the Committee") in providing an independent assessment on the adequacy and effectiveness of the Group's internal control system.

During the financial year ended 31 December 2013, internal audits were carried out and the findings of the internal audits, including the recommended corrective actions, were presented to the ARMC at half yearly meetings.

In addition, follow up review was conducted to ensure that corrective actions have been implemented on a timely manner. Based on the internal audit reviews conducted, none of the weaknesses noted have resulted in any material losses, contingencies or uncertainties that would require separate disclosure in this Annual Report.

### CONCLUSION

The Board is of the view that the Group's system of internal control is adequate to safeguard shareholders' investments and the Group's assets. However, the Board is also cognizant of the fact that the Group's system of internal control and risk management practices must continuously evolve to meet the changing and challenging business environment. Therefore, the Board will, when necessary, put in place appropriate action plans to further enhance the system of internal control and risk management framework.

This statement was approved by the Board of Directors on 10 April 2014.

# Additional Compliance Information

## 1. Share Buyback

During the financial year, the Company did not enter into any share buyback transaction.

## 2. Options, Warrants or Convertible Securities

During the financial year, no option, warrants or convertible securities were issued by the Company.

## 3. Depository Receipt Programme

The Company did not sponsor any Depository Receipt Programme for the financial year ended 31 December 2013.

## 4. Sanctions and/or Penalties

During the financial year, there were no sanctions and/or penalties imposed on the Company and its subsidiaries, Directors or Management by the relevant regulatory bodies.

## 5. Non-Audit Fees

There was an amount of RM8,000 paid to the Company's auditor Messrs Russell Bedford LC & Company during the financial year ended 31 December 2013 on the review of Statement on Risk Management and Internal Control and compliance with the Group reporting requirements.

## 6. Profit Guarantee

There were no profit guarantees given by the Group and the Company during the financial year ended 31 December 2013.

## 7. Variation of Results

There was no significant variance between the results for the financial year ended 31 December 2013 as per the audited financial statements and the unaudited results previously announced.

## 8. Material Contracts

There were no material contracts entered into by the Company and its subsidiaries which involved the Directors and substantial shareholders' interest during the financial year ended 31 December 2013.

## 9. Recurrent Related Party Transactions

The Company had on 10 April 2014 announced to Bursa Malaysia Securities Berhad ("Bursa Securitise") on the renewal and new mandate for the recurrent related party transactions of a revenue or trading nature entered/ to be entered into from forthcoming AGM until the next AGM by 30 May 2015.

The Company will, at the forthcoming AGM, seek shareholders' approval for the RRPTs entered into from forthcoming AGM until the next AGM by 30 May 2015.

The related parties are as follows:

JobStreet Corporation Berhad and D.A. Consortium Inc (DAC), are substantial shareholders with direct holding of 21.13% and 25.10% equity interest in the Company;

JobStreet.com Sdn Bhd, PT JobStreet Indonesia and Autoworld.com.my Sdn Bhd, are the wholly owned subsidiaries of JobStreet Corporation Berhad;

Hakuhodo DY Group consists of subsidiaries and associated companies of Hakuhodo DY Holdings Inc (Hakuhodo DY Holdings). Hakuhodo DY Holdings is the ultimate holding company of DAC, by virtue of its 57.19% indirect equity interest in DAC, through 100% equity interest in Hakuhodo DY Media Partners Inc; and

I-DAC Pte Ltd (I-DAC) is a 51% owned subsidiary of D.A. Consortium Inc through DAC Asia Pte Ltd.

## Additional Compliance Information (cont'd)

### 9. Recurrent Related Party Transactions (Cont'd)

The RRPT entered into by the Group during the financial year ended 31 December 2013 were as follows:

Related Party	Nature of Recurrent Transactions	Interested Related Parties	Actual value transacted for the financial year (RM)
JobStreet.com Sdn Bhd	Provision of advertising and publicity related services	JobStreet Corporation Berhad,	5,000
JobStreet Corporation Berhad	Purchase of advertisement space by ISB from JobStreet Corporation Berhad	DAC,	14,005
JobStreet.com Sdn Bhd	Online recruitment services	Hakuhodo DY Holdings, Hakuhodo DY Media Partners Inc.,	5,963
PT.JobStreet. Indonesia	Online recruitment services	Gregory Charles Poarch,	317
Autoworld.com.my Sdn Bhd	Purchase of advertisement space by ISB from Autoworld.com.my Sdn Bhd	Chang Mun Kee,	65,472
* Hakuhodo DY Group	Provision of advertising and publicity related services	Phang Chee Leong, Looa Hong Tuan,	434,376
I-DAC	The use of the DAC Platform and "MarketOne" and "YIELD ONE" marks	Yutaka Shimizu, and Hisaharu Terai.	894,590
	Payment of royalties and sharing of profits from the provision of the MarketOne DSP and YIELD ONE SSP services		
I-DAC	Provision of advertising and publicity related services		792,390
<b>Total</b>			<b>2,212,113</b>


\* Announcement has been made on 13 November 2013 on the aggregated value of the RRPTs that had exceeded the percentage ratio of 1% for the period from 1 January 2013 to 31 October 2013.

A collection of hand-drawn white stars and arrows of various sizes and orientations, some with motion lines, scattered in the upper left corner.

# REPORTS & FINANCIAL STATEMENTS

Two hand-drawn white clouds with horizontal lines underneath, positioned on the right side of the page.

38	Directors' Report
42	Statement By Directors
42	Statutory Declaration
43	Independent Auditors' Report
45	Statements Of Comprehensive Income
46	Statements Of Financial Position
47	Statements Of Changes In Equity
49	Statements Of Cash Flows
51	Notes To The Financial Statements



# Directors' Report

The directors submit their report and the audited financial statements of the Group and the Company for the financial year ended 31 December 2013.

## PRINCIPAL ACTIVITIES

The Company is principally involved in investment holding. The principal activities of the subsidiaries are disclosed in Note 11 to the financial statements.

There have been no significant changes in the nature of these activities during the financial year.

## FINANCIAL RESULTS

	Group RM	Company RM
Net profit/(loss) for the year	2,216,630	(133,075)
Attributable to:		
Owners of the Company	2,434,763	(133,075)
Non-controlling interests	(218,133)	-
	2,216,630	(133,075)

In the opinion of the directors, the results of the operations of the Group and the Company during the financial year have not been substantially affected by any item, transaction or event of a material and unusual nature.

## DIVIDENDS

No dividend has been paid or declared by the Company since the end of the previous financial year. The directors also do not recommend any dividend payment in respect of the current financial year.

## RESERVES AND PROVISIONS

There were no material transfers to or from reserves or provisions during the financial year other than those disclosed in the financial statements.

## ISSUE OF SHARES AND DEBENTURES

The Company has not issued any shares or debentures during the financial year.

## SHARE OPTIONS

No options have been granted by the Company to any parties during the financial year to take up unissued shares of the Company.

No shares have been issued during the financial year by virtue of the exercise of any option to take up unissued shares of the Company. As at the end of the financial year, there were no unissued shares of the Company under options.

# Directors' Report (cont'd)

## DIRECTORS

The directors of the Company in office since the date of the last report are:

Phang Chee Leong  
Looa Hong Tuan  
Seah Kum Loong  
Wong Kok Woh  
Abd Malik Bin A Rahman  
Robert Lim Choon Sin  
Shamsul Ariffin Bin Mohd Nor  
Gregory Charles Poarch  
Chang Mun Kee (alternate to Gregory Charles Poarch)  
Yutaka Shimizu  
Hisaharu Terai (alternate to Yutaka Shimizu)

## DIRECTORS' INTEREST IN SHARES

The shareholdings in the Company and its related companies of those who were directors at the end of the financial year, as recorded in the Register of Directors' Shareholdings kept under Section 134 of the Companies Act 1965, are as follows:

	Number of ordinary shares of RM0.10 each			Balance as at 31.12.2013
	Balance as at 1.1.2013	Bought	Sold	
Shareholdings registered in the name of directors:				
<b>In the Company</b>				
Phang Chee Leong	13,298,372	-	-	13,298,372
Wong Kok Woh	7,299,086	-	-	7,299,086
Looa Hong Tuan	12,374,685	-	-	12,374,685
Seah Kum Loong	6,817,292	-	-	6,817,292
Robert Lim Choon Sin	2,900	-	-	2,900

None of the other directors in office at the end of the financial year, had held shares or beneficial interest in shares of the Company and its related companies during the financial year, according to the register required to be kept under Section 134 of the Companies Act 1965.

## Directors' benefits

Since the end of the previous financial year, no director has received or become entitled to receive any benefit (other than a benefit included in the aggregate amount of emoluments received or due and receivable by the directors as shown in the financial statements) by reason of a contract made by the Company or a related corporation with the director or with a firm of which the director is a member, or with a company in which the director has a substantial financial interest.

There were no arrangements during or at the end of the financial year, which had the object of enabling directors to acquire benefits by means of the acquisition of shares in, or debentures of, the Company or any other body corporate.



# Directors' Report (cont'd)

## Other statutory information

Before the financial statements of the Group and the Company were made out, the directors took reasonable steps:

- (a) to ascertain that action had been taken in relation to the writing off of bad debts and the making of provision for doubtful debts and had satisfied themselves that all known bad debts had been written off and that adequate provision had been made for doubtful debts; and
- (b) to ensure that any current assets which were unlikely to realise their book values in the ordinary course of business had been written down to their expected realisable values.

At the date of this report, the directors are not aware of any circumstances:

- (a) which would render the amount written off for bad debts or the amount of the provision for doubtful debts in the financial statements of the Group and the Company inadequate to any substantial extent;
- (b) which would render the values attributed to current assets in the financial statements of the Group and the Company misleading; and
- (c) which have arisen which render adherence to the existing method of valuation of assets or liabilities of the Group and the Company misleading or inappropriate.

In the interval between the end of the financial year and the date of this report:

- (a) no item, transaction or event of a material and unusual nature has arisen which, in the opinion of the directors, would substantially affect the results of the operations of the Group and the Company for the financial year in which this report is made; and
- (b) no charge has arisen on the assets of the Group and the Company which secures the liability of any other person nor have any contingent liabilities arisen in the Group and the Company.

No contingent or other liability of the Group and the Company has become enforceable or is likely to become enforceable within the period of twelve months after the end of the financial year which, in the opinion of the directors, will or may affect the ability of the Group and the Company to meet their obligations as and when they fall due.

At the date of this report, the directors are not aware of any circumstances not otherwise dealt with in this report or the financial statements, which would render any amount stated in the financial statements misleading.

# Directors' Report (cont'd)

## AUDITORS

The auditors, Messrs Russell Bedford LC & Company, have indicated their willingness to continue in office.

Signed on behalf of the Board  
in accordance with a resolution of the directors,

---

PHANG CHEE LEONG

---

SHAMSUL ARIFFIN BIN MOHD NOR

Kuala Lumpur

Dated: 10 April 2014

## Statement By Directors

The directors of INNITY CORPORATION BERHAD state that, in the opinion of the directors, the accompanying financial statements are drawn up in accordance with the provisions of the Companies Act 1965 and the Malaysian Financial Reporting Standards, the Approved Accounting Standards for Entities Other Than Private Entities in Malaysia, so as to give a true and fair view of the financial position of the Group and of the Company as at 31 December 2013, and of their financial performance and their cash flows for the year ended on that date.

The supplementary information set out in Note 31, which is not part of the financial statements, is prepared in all material respects, in accordance with Guidance on Special Matter No.1 "Determination of Realised and Unrealised Profits or Losses in the Context of Disclosure Pursuant to Bursa Malaysia Securities Berhad Listing Requirements" as issued by the Malaysian Institute of Accountants and the directive of Bursa Malaysia Securities Berhad.

Signed on behalf of the Board  
in accordance with a resolution of the directors,

---

PHANG CHEE LEONG

---

SHAMSUL ARIFFIN BIN MOHD NOR

Kuala Lumpur

Dated: 10 April 2014

## Statutory Declaration

I, YAP SOON KIM, being the officer primarily responsible for the financial management of INNITY CORPORATION BERHAD, do solemnly and sincerely declare that to the best of my knowledge and belief, the accompanying financial statements are correct, and I make this solemn declaration conscientiously believing the same to be true and by virtue of the provisions of the Statutory Declarations Act 1960.

Subscribed and solemnly declared by        )  
the above named YAP SOON KIM at            )  
Kuala Lumpur in Wilayah Persekutuan        )  
on 10 April 2014                                    )

---

YAP SOON KIM

Before me,

---

COMMISSIONER FOR OATHS

# Report Of The Independent Auditors

## To The Members Of Innity Corporation Berhad

### (Incorporated in Malaysia)

#### 1. REPORT ON THE FINANCIAL STATEMENTS

We have audited the accompanying financial statements which comprise the statements of financial position of the Group and of the Company as at 31 December 2013, and the related statements of comprehensive income, changes in equity and cash flows for the year ended on that date, and a summary of significant accounting policies and other explanatory information.

##### 1.1 Directors' responsibility for the financial statements

The directors of the Company are responsible for the preparation and fair presentation of these financial statements in accordance with the Companies Act 1965 ("Act") and the Malaysian Financial Reporting Standards, the Approved Accounting Standards for Entities Other Than Private Entities in Malaysia, and for such internal control as the directors determine is necessary to enable the preparation of financial statements that are free from material misstatement, whether due to fraud or error.

##### 1.2 Auditors' responsibility

It is our responsibility to form an independent opinion, based on our audit, on these financial statements and to report our opinion solely to you, as a body, in accordance with Section 174 of the Act, and for no other purpose. We do not assume responsibility towards or accept liability to any other person for the content of this report.

We conducted our audit in accordance with the Approved Standards on Auditing in Malaysia. Those standards require that we comply with ethical requirements and plan and perform the audit to obtain reasonable assurance whether the financial statements are free from material misstatement.

An audit involves performing procedures to obtain evidence about the amounts and disclosures in the financial statements. The procedures selected depend on the auditor's judgment, including the assessment of the risks of material misstatement of the financial statements, whether due to fraud or error. In making those risk assessments, the auditor considers internal control relevant to the entity's preparation and fair presentation of the financial statements in order to design audit procedures that are appropriate in the circumstances, but not for the purpose of expressing an opinion on the effectiveness of the entity's internal control. An audit also includes evaluating the appropriateness of accounting policies used and the reasonableness of accounting estimates made by management, as well as evaluating the overall presentation of the financial statements.

We believe that the audit evidence we have obtained is sufficient and appropriate to provide a basis for our audit opinion.

##### 1.3 Opinion

In our opinion, the financial statements have been properly drawn up in accordance with the Act and the Malaysian Financial Reporting Standards, the Approved Accounting Standards for Entities Other Than Private Entities in Malaysia, so as to give a true and fair view of the financial position of the Group and of the Company as at 31 December 2013 and of their financial performance and their cash flows for the year ended on that date.

# **Report Of The Independent Auditors (cont'd)**

## **To The Members Of Innity Corporation Berhad**

### **(Incorporated in Malaysia)**

#### **2. REPORT ON OTHER LEGAL AND REGULATORY REQUIREMENTS**

In accordance with the requirements of the Act, we also report on the following:

- (a) In our opinion, the accounting and other records and the registers required by the Act to be kept by the Company and by the subsidiaries incorporated in Malaysia of which we have acted as auditors have been properly kept in accordance with the provisions of the Act.
- (b) We have considered the financial statements and the auditors' reports thereon of the subsidiaries of which we have not acted as auditors, as indicated in Note 11 to the financial statements, being financial statements that have been included in the Group's financial statements.
- (c) We are satisfied that the financial statements of the subsidiaries that have been consolidated with the Company's financial statements are in form and content appropriate and proper for the purposes of the preparation of the Group's financial statements and we have received satisfactory information and explanations required by us for those purposes.
- (d) The auditors' reports on the financial statements of the subsidiaries were not subject to any qualification material in relation to the Group's financial statements and did not include any comment made under Section 174(3) of the Act.

#### **3. Other reporting responsibilities**

The supplementary information set out in Note 31 is disclosed to meet the requirement of Bursa Malaysia Securities Berhad and is not part of the financial statements. The directors are responsible for the preparation of the supplementary information in accordance with Guidance on Special Matter No. 1 "Determination of Realised and Unrealised Profits or Losses in the Context of Disclosure Pursuant to Bursa Malaysia Securities Berhad Listing Requirements" as issued by the Malaysian Institute of Accountants ("MIA Guidance") and the directive of Bursa Malaysia Securities Berhad. In our opinion, the supplementary information is prepared, in all material respects, in accordance with the MIA Guidance and the directive of Bursa Malaysia Securities Berhad.

**RUSSELL BEDFORD LC & COMPANY**  
AF 1237  
CHARTERED ACCOUNTANTS

Kuala Lumpur

Dated: 10 April 2014

**LOH KOK LEONG**  
1965/06/15 (J)  
PARTNER

# Statements Of Comprehensive Income

## For The Year Ended 31 December 2013

	Note	Group		Company	
		2013 RM	2012 RM	2013 RM	2012 RM
Revenue	4	46,505,386	38,669,668	-	-
Other operating income		619,701	361,248	158,754	255,417
Direct costs		(24,958,866)	(21,910,900)	-	-
Staff costs	5	(11,579,757)	(9,282,494)	-	-
Depreciation		(302,904)	(230,431)	-	-
Amortisation of development expenditure		(910,652)	(878,760)	-	-
Other operating expenses		(6,062,295)	(4,188,174)	(291,829)	(544,485)
<b>Profit/(Loss) from operations</b>		<b>3,310,613</b>	<b>2,540,157</b>	<b>(133,075)</b>	<b>(289,068)</b>
Finance costs		(25,410)	(28,186)	-	-
Share in loss of equity-accounted associates, net of tax		(370,401)	(152,893)	-	-
<b>Profit/(Loss) before tax</b>	6	<b>2,914,802</b>	<b>2,359,078</b>	<b>(133,075)</b>	<b>(289,068)</b>
Income tax expense	7	(698,172)	(451,862)	-	-
<b>Net profit/(loss) for the year</b>		<b>2,216,630</b>	<b>1,907,216</b>	<b>(133,075)</b>	<b>(289,068)</b>
<b>Other comprehensive loss:</b>					
<b>Items that may be reclassified subsequently to profit or loss:</b>					
Foreign currency translation		(196,534)	(178,389)	-	-
<b>Other comprehensive loss for the year, net of tax</b>		<b>(196,534)</b>	<b>(178,389)</b>	<b>-</b>	<b>-</b>
<b>Total comprehensive income/(loss) for the year</b>		<b>2,020,096</b>	<b>1,728,827</b>	<b>(133,075)</b>	<b>(289,068)</b>
<b>Profit/(Loss) attributable to:</b>					
Owners of the Company		2,434,763	2,124,131	(133,075)	(289,068)
Non-controlling interests		(218,133)	(216,915)	-	-
		<b>2,216,630</b>	<b>1,907,216</b>	<b>(133,075)</b>	<b>(289,068)</b>
<b>Total comprehensive income/(loss) attributable to:</b>					
Owners of the Company		2,261,718	1,954,653	(133,075)	(289,068)
Non-controlling interests		(241,622)	(225,826)	-	-
		<b>2,020,096</b>	<b>1,728,827</b>	<b>(133,075)</b>	<b>(289,068)</b>
<b>Basic earnings per share (sen)</b>	8	<b>1.76</b>	<b>1.64</b>		

The accompanying notes form an integral part of the financial statements.

# Statements Of Financial Position

## As At 31 December 2013

Group	Note	Group		Company	
		2013 RM	2012 RM	2013 RM	2012 RM
<b>Non current assets</b>					
Property, plant and equipment	9	1,592,459	1,345,954	-	-
Intangible assets	10	3,032,403	2,805,394	-	-
Investment in subsidiaries	11	-	-	3,051,932	2,922,173
Investment in associates	12	62,194	432,595	495,488	495,488
Deferred tax assets	13	39,241	41,144	-	-
		4,726,297	4,625,087	3,547,420	3,417,661
<b>Current assets</b>					
Trade receivables	14	20,014,816	14,095,940	-	-
Other receivables, deposits and prepayments	15	2,462,249	1,776,208	9,283,344	6,746,251
Tax recoverable		24,389	51,182	-	-
Fixed deposits with a licensed bank	16	1,701,768	681,139	-	-
Other financial assets	17	5,307,157	7,743,572	5,307,157	7,743,572
Cash and bank balances		5,382,349	5,199,548	17,508	29,892
		34,892,728	29,547,589	14,608,009	14,519,715
<b>Current liabilities</b>					
Trade payables	18	9,456,061	6,781,402	-	-
Other payables and accruals	19	3,475,955	3,021,086	475,011	234,413
Short term borrowings	20	34,158	33,123	-	-
Tax payable		388,883	218,888	-	-
		13,355,057	10,054,499	475,011	234,413
<b>Net current assets</b>		21,537,671	19,493,090	14,132,998	14,285,302
<b>Non current liabilities</b>					
Deferred tax liabilities	13	331,012	175,400	-	-
Long term loans	21	251,672	285,829	-	-
Other payables	19	-	-	110,530	-
Retirement benefit obligations	22	53,475	50,344	-	-
		(636,159)	(511,573)	(110,530)	-
		25,627,809	23,606,604	17,569,888	17,702,963
<b>Represented by:</b>					
Share capital	23	13,840,342	13,840,342	13,840,342	13,840,342
Reserves	24	12,315,026	10,049,415	3,729,546	3,862,621
<b>Equity attributable to owners of the Company</b>					
Non-controlling interests		26,155,368	23,889,757	17,569,888	17,702,963
		(527,559)	(283,153)	-	-
<b>Total equity</b>		25,627,809	23,606,604	17,569,888	17,702,963

The accompanying notes form an integral part of the financial statements.

# Statements Of Changes In Equity

## For The Year Ended 31 December 2013

Group	Share capital RM	Foreign Equity Share premium RM	Equity currency acquisition reverse RM	translation reserve RM	Retained profits RM	attributable to owners of the Company RM	Non- controlling interests RM	Total equity RM
At 1 January 2012	12,582,129	136,213	(2,512,173)	(71,362)	6,382,112	16,516,919	(41,352)	16,475,567
- as previously reported								
- prior year adjustments (Note 25)	-	-	-	-	(801,004)	(801,004)	(16,014)	(817,018)
- as restated	12,582,129	136,213	(2,512,173)	(71,362)	5,581,108	15,715,915	(57,366)	15,658,549
Acquisition of subsidiaries (Note 11)	-	-	-	-	-	-	39	39
Issue of shares (Note 23)	1,258,213	5,410,316	-	-	-	6,668,529	-	6,668,529
Share issue expenses	-	(449,340)	-	-	-	(449,340)	-	(449,340)
Net profit for the year	-	-	-	-	2,124,131	2,124,131	(216,915)	1,907,216
Other comprehensive loss for the year:								
- Foreign currency translation	-	-	-	(169,478)	-	(169,478)	(8,911)	(178,389)
At 31 December 2012	13,840,342	5,097,189	(2,512,173)	(240,840)	7,705,239	23,889,757	(283,153)	23,606,604
Acquisition of subsidiaries (Note 11)	-	-	-	-	-	-	1,125	1,125
Acquisition of non-controlling interest	-	-	-	-	3,893	3,893	(3,909)	(16)
Net profit for the year	-	-	-	-	2,434,763	2,434,763	(218,133)	2,216,630
Other comprehensive loss for the year:								
- Foreign currency translation	-	-	-	(173,045)	-	(173,045)	(23,489)	(196,534)
At 31 December 2013	13,840,342	5,097,189	(2,512,173)	(413,885)	10,143,895	26,155,368	(527,559)	25,627,809

The accompanying notes form an integral part of the financial statements.



## Statements Of Changes In Equity (cont'd) For The Year Ended 31 December 2013

Company	Share capital RM	Share premium RM	Accumulated losses RM	Total RM
At 1 January 2012	12,582,129	136,213	(945,500)	11,772,842
Issue of shares (Note 23)	1,258,213	5,410,316	-	6,668,529
Share issue expenses	-	(449,340)	-	(449,340)
Net loss/Total comprehensive loss for the year	-	-	(289,068)	(289,068)
At 31 December 2012	13,840,342	5,097,189	(1,234,568)	17,702,963
Net loss/Total comprehensive loss for the year	-	-	(133,075)	(133,075)
At 31 December 2013	13,840,342	5,097,189	(1,367,643)	17,569,888

The accompanying notes form an integral part of the financial statements.

# Statements Of Cash Flows

## For The Year Ended 31 December 2013

	Group		Company	
	2013 RM	2012 RM	2013 RM	2012 RM
<b>Cash flows from/(used in) operating activities</b>				
Profit/(Loss) before tax	2,914,802	2,359,078	(133,075)	(289,068)
Adjustments for:				
Allowance for doubtful debts	77,732	53,274	-	-
Allowance for doubtful debts no longer required	(6,141)	-	-	-
Amortisation of				
- development expenditure	910,652	878,760	-	-
- financial guarantee liabilities	-	-	(10,000)	-
Depreciation	302,904	230,431	-	-
Development expenditure written off	125,574	-	-	-
Fair value gain on other financial assets	-	(169,394)	-	(169,394)
Gain on bargain purchase of subsidiaries	(3,066)	-	-	-
Gain on disposal of plant and equipment	-	(805)	-	-
Impairment of investment in subsidiaries	-	-	-	250,000
Interest expense	25,410	28,186	-	-
Interest income	(177,321)	(117,235)	(136,640)	(86,023)
Plant and equipment written off	5,531	13,283	-	-
Retirement benefits	12,581	17,131	-	-
Share of loss in equity-accounted associates	370,401	152,893	-	-
Unrealised loss/(gain) on foreign exchange	395,981	(30,312)	-	-
<b>Operating profit /(loss) before working capital changes</b>	4,955,040	3,415,290	(279,715)	(294,485)
(Increase)/Decrease in trade and other receivables	(7,069,815)	1,411,635	(682)	(694)
Increase/(Decrease) in trade and other payables	3,497,084	(717,606)	(180,300)	167,221
<b>Cash generated from/(used in) operations</b>	1,382,309	4,109,319	(460,697)	(127,958)
Income tax paid	(332,249)	(257,881)	-	-
Income tax refunded	36,422	-	-	-
<b>Net cash from/(used in) operating activities</b>	1,086,482	3,851,438	(460,697)	(127,958)
<b>Cash flows from/(used in) investing activities</b>				
Development expenditure paid	(1,263,235)	(1,068,854)	-	-
Fair value gain on other financial assets	-	169,394	-	169,394
Increase in fixed deposits pledged	(1,020,629)	(64,832)	-	-
Interest received	177,321	117,235	136,640	86,023
Investment in associates	-	(585,488)	-	(495,488)
Proceeds from disposal of plant and equipment	1,575	18,238	-	-
Purchase of plant and equipment	(562,547)	(398,093)	-	-
Acquisition of non-controlling interest	(16)	-	-	-
(Advances to)/Repayments from associates	(488,235)	(198,927)	25,000	98,594
Advances to subsidiaries	-	-	(2,149,742)	(1,577,014)
<b>Net cash used in investing activities</b>	(3,155,766)	(2,011,327)	(1,988,102)	(1,718,491)

The accompanying notes form an integral part of the financial statements.

## Statements Of Cash Flows (cont'd)

### For The Year Ended 31 December 2013

	Group		Company	
	2013 RM	2012 RM	2013 RM	2012 RM
<b>Cash flows from/(used in) financing activities</b>				
Interest paid	(25,410)	(28,186)	-	-
Net cash inflow on acquisition of subsidiaries	1,508	39	-	-
Proceeds from issue of shares	-	6,668,529	-	6,668,529
Share issue expenses	-	(449,340)	-	(449,340)
Repayments of term loans	(33,122)	(30,767)	-	-
Net cash (used in)/from financing activities	(57,024)	6,160,275	-	6,219,189
<b>Net (decrease)/increase in cash and cash equivalents</b>	(2,126,308)	8,000,386	(2,448,799)	4,372,740
Exchange differences	(127,306)	(135,688)	-	-
<b>Cash and cash equivalents at beginning of year</b>	12,943,120	5,078,422	7,773,464	3,400,724
<b>Cash and cash equivalents at end of year</b>	10,689,506	12,943,120	5,324,665	7,773,464
<b>Cash and cash equivalents comprise:</b>				
Cash and bank balances	5,382,349	5,199,548	17,508	29,892
Fixed deposits with a licensed bank	1,701,768	681,139	-	-
Other financial assets	5,307,157	7,743,572	5,307,157	7,743,572
	12,391,274	13,624,259	5,324,665	7,773,464
Less: Fixed deposits pledged	(1,701,768)	(681,139)	-	-
	10,689,506	12,943,120	5,324,665	7,773,464
		<b>Group</b>		
	<b>2013 RM</b>	<b>2012 RM</b>		
<b>Analysis of acquisition of subsidiaries</b>				
Purchase consideration paid in cash	150	656,826		
Less: cash and cash equivalents acquired	(1,658)	(656,865)		
Net cash inflow on acquisition	(1,508)	(39)		

The accompanying notes form an integral part of the financial statements.

# Notes To The Financial Statements

## 31 December 2013

### 1. GENERAL INFORMATION

The Company is principally involved in investment holding. The principal activities of the subsidiaries are disclosed in Note 11.

There have been no significant changes in the nature of these activities during the financial year.

The Company is a public limited liability company, incorporated and domiciled in Malaysia, and is listed on the ACE Market of Bursa Malaysia Securities Berhad.

The registered office is located at Level 18, The Gardens North Tower, Mid Valley City, Lingkaran Syed Putra, 59200 Kuala Lumpur.

The principal place of business of the Company is located at C501 & C502, Block C, Kelana Square, 17, Jalan SS7/26, Kelana Jaya, 47301 Petaling Jaya, Selangor Darul Ehsan.

The financial statements were approved and authorised for issue by the board of directors on 10 April 2014.

### 2. PRINCIPAL ACCOUNTING POLICIES

#### 2.1 Statement of compliance

The financial statements have been prepared and presented in accordance with the provisions of the Companies Act 1965 and the Malaysian Financial Reporting Standards ("MFRS"), the Approved Accounting Standards for Entities Other Than Private Entities in Malaysia.

The financial statements also comply with the International Financial Reporting Standards as issued by the International Accounting Standards Board.

#### 2.2 Basis of preparation of the financial statements

##### 2.2.1 Basis of accounting

The financial statements have been prepared under the historical cost convention and any other bases described in the significant accounting policies as summarised below.

The Group has adopted the new and revised Malaysian Financial Reporting Standards ("MFRSs"), amendments to published standards and IC Interpretations that become mandatory for the current reporting period. The adoption of these new and revised MFRSs and IC Interpretations does not result in significant changes in the accounting policies of the Group other than the following:

i. Amendments to MFRS 101 Presentation of Items of Other Comprehensive Income

MFRS 101 requires entities to group items presented in "other comprehensive income" ("OCI") on the basis of whether they are potentially reclassifiable to profit or loss subsequently.

ii. MFRS 10 Consolidated Financial Statements

MFRS 10 supersedes MFRS 127 Consolidated and Separate Financial Statements and IC Interpretation 112 Consolidation – Special Purpose Entities. MFRS 10 introduces a new single control model to determine which investees should be consolidated. MFRS 10 includes a new definition of control that contains three elements: (a) power by investor over an investee, (b) exposure, or rights to variable returns from investor's involvement with the investee, and (c) investor's ability to affect those returns through its power over the investee.

The adoption of MFRS10 has no significant impact on the financial statements of the Group.

# Notes To The Financial Statements (cont'd)

31 December 2013

## 2. PRINCIPAL ACCOUNTING POLICIES (CONT'D)

### 2.2 Basis of preparation of the financial statements (cont'd)

#### 2.2.1 Basis of accounting (cont'd)

##### iii. MFRS 12 Disclosure of Interest in Other Entities

MFRS 12 requires disclosures for entities reporting under the two new standards, MFRS 10 and MFRS 11, and replaces the disclosure requirements currently found in MFRS 128 Investment in Associate. It requires entities to disclose information that helps financial statement readers to evaluate the nature, risks and financial effects associated with the entity's interests in subsidiaries, associates, joint arrangements and unconsolidated structured entities.

The adoption of this standard affects disclosures in the financial statements only and has no financial impact on the Group's financial statements. The disclosures of the Group's material associate are set out in Note 12.

##### iv. Amendments to MFRS 119 Employee Benefits

The amendments to MFRS 119, Employee Benefits change the accounting for defined benefits plan and termination benefits. The most significant change relates to the accounting for the changes in defined benefit obligations and plan assets. The amendments require the recognition of changes in defined benefit obligations and in fair value of plan assets when they occur, and hence eliminate the 'corridor method' permitted under the previous version of MFRS 119 and accelerate the recognition of past service costs. The amendments require all actuarial gains and losses to be recognised immediately through other comprehensive income in order for the net pension asset or liability recognised in the statement of financial position to reflect the full value of the plan deficit or surplus.

The change in accounting policy has been made retrospectively. The adoption of MFRS 119 has no significant impact on the financial statements of the Group.

The Group has not adopted the new standards, amendments to published standards and interpretations that have been issued but not yet effective. These new standards, amendments to published standards and interpretations do not result in significant changes in accounting policies of the Group upon their initial application other than the following:

##### i. MFRS 9, Financial instruments (effective for a date yet to be confirmed)

MFRS 9 replaces the guidance in MFRS 139, Financial Instruments: Recognition and Measurement, on the classification and measurement of financial assets and financial liabilities, and on hedge accounting. MFRS 9 requires financial assets to be classified into two categories: amortised cost and fair value. The classification will be based on how an entity manages its financial assets (its business model) and the contractual cash flow characteristics of the financial asset.

The Group is in the process of making an assessment of the financial impact that may arise from the adoption of MFRS 9.

# Notes To The Financial Statements (cont'd)

31 December 2013

## 2. PRINCIPAL ACCOUNTING POLICIES (CONT'D)

### 2.2 Basis of preparation of the financial statements (cont'd)

#### 2.2.2 Significant accounting policies

##### Business Combination - Reverse Acquisition

For every business combination, one of the combining entities shall be identified as the acquirer. In a reverse acquisition, the legal acquirer is identified as the acquiree for accounting purposes. Consolidated financial statements prepared following a reverse acquisition are issued under the name of legal acquirer (accounting acquiree) but described as a continuation of the financial statements of the legal subsidiary (accounting acquirer), with one adjustment, which is to adjust retroactively the accounting acquirer's legal capital to reflect the legal capital of the accounting acquiree. Comparative information presented in the consolidated financial statements is also retroactively adjusted to reflect the legal capital of the legal parent (accounting acquiree).

##### Basis of consolidation

The consolidated financial statements include the financial statements of the Company and its subsidiaries as at reporting date. The financial statements of the subsidiaries used in the preparation of the consolidated financial statements are prepared for the same reporting date as the Company. Consistent accounting policies are applied to like transactions and events in similar circumstances.

All intra-group balances, income and expenses and unrealised gains and losses resulting from intra-group transactions are eliminated in full.

Acquisitions of subsidiaries are accounted for by applying the acquisition method. Identifiable assets acquired and liabilities assumed in a business combination are measured initially at their fair values at the acquisition date. Acquisition related costs are recognised as expenses in the reporting periods in which the costs are incurred and the services are received.

In business combinations achieved in stages, previously held equity interests in the acquiree are remeasured to fair value at the acquisition date and any corresponding gain or loss is recognised in profit or loss.

The Group elects for each individual business combination, whether non-controlling interest in the acquiree (if any) is recognised on the acquisition date at fair value, or at the non-controlling interest's proportionate share of the acquiree net identifiable assets.

Any excess of the sum of their fair value of the consideration transferred in the business combination, the amount of non-controlling interest in the acquiree (if any), and the fair value of the Group's previously held equity interest in the acquiree (if any), over the net fair value of the acquiree's identifiable assets and liabilities is recorded as goodwill in the statement of financial position. In instances where the latter amount exceeds the former, the excess is recognised as a gain on bargain purchase in profit or loss on the acquisition date.

Subsidiaries are consolidated from the date of acquisition, being the date on which the Group obtains control, and continue to be consolidated until the date that such control ceases.

Non-controlling interest represents the equity in subsidiaries not attributable, directly or indirectly, to owners of the Company, and is presented separately in the consolidated statement of comprehensive income and within equity in the consolidated statement of financial position, separately from equity attributable to owners of the Company. Non-controlling interests in the results of the Group is presented in the consolidated statement of comprehensive income as an allocation of the profit or loss and the comprehensive income for the reporting period between non-controlling interests and the owners of the Company. Losses applicable to the non-controlling interests in a subsidiary are allocated to the non-controlling interests even if doing so causes the non-controlling interests to have a deficit balance.

# Notes To The Financial Statements (cont'd)

31 December 2013

## 2. PRINCIPAL ACCOUNTING POLICIES (CONT'D)

### 2.2 Basis of preparation of the financial statements (cont'd)

#### 2.2.2 Significant accounting policies (cont'd)

##### Basis of consolidation (cont'd)

Changes in the Company owners' ownership interest in a subsidiary that do not result in a loss of control are accounted for as equity transactions. In such circumstances, the carrying amounts of the controlling and non-controlling interests are adjusted to reflect the changes in their relative interests in the subsidiary. Any difference between the amount by which the non-controlling interest is adjusted and the fair value of the consideration paid or received is recognised directly in equity and attributable to owners of the parent.

Upon the loss of control of a subsidiary, the Group derecognises the assets and liabilities of the subsidiary, any non-controlling interests and the other components of equity related to the subsidiary. Any surplus or deficit arising on the loss of control is recognised in profit or loss. If the Group retains any interest in the previous subsidiary, then such interest is measured at fair value at the date that control is lost. Subsequently, it is accounted for as equity accounted investee or as an available-for-sale financial asset depending on the level of influence retained.

##### Revenue and income recognition

Media income is recognised when the related advertisement or commercial appears before the public.

Revenue from other services rendered is recognised when the services are rendered.

Interest income is recognised as it accrues (using the effective interest rate method) unless collectibility is in doubt.

##### Foreign currencies

###### (i) Functional and presentation currency

The individual financial statements of each entity in the Group are measured using the currency of the primary economic environment in which the entity operates ("functional currency"). The consolidated financial statements are presented in Ringgit Malaysia ("RM"), which is also the Company's functional currency.

###### (ii) Foreign currency transactions

Transactions in foreign currencies are measured in the respective functional currencies of the Company and its subsidiaries and are recorded on initial recognition in the functional currencies at exchange rates approximating those ruling at the transaction dates. Monetary assets and liabilities denominated in foreign currencies are translated at the rates of exchange ruling at the reporting date. Non monetary items denominated in foreign currencies that are measured at historical cost are translated using the exchange rates as at the dates of the initial transactions. Non monetary items denominated in foreign currencies measured at fair value are translated using the exchange rates at the date when the fair value was determined.

Exchange differences arising on the settlement of monetary items or on translating monetary items at the reporting date are recognised in profit or loss except for exchange differences arising on monetary items that form part of the Group's net investment in foreign operations, which are recognised initially in other comprehensive income and accumulated under foreign currency translation reserve in equity. The foreign currency translation reserve is reclassified from equity to profit or loss of the Group on disposal of the foreign operation.

# Notes To The Financial Statements (cont'd)

31 December 2013

## 2. PRINCIPAL ACCOUNTING POLICIES (CONT'D)

### 2.2 Basis of preparation of the financial statements (cont'd)

#### 2.2.2 Significant accounting policies (cont'd)

##### Foreign currencies (cont'd)

##### (ii) Foreign currency transactions (cont'd)

Exchange differences arising on the translation of non-monetary items carried at fair value are included in profit or loss for the reporting period except for the differences arising on the translation of non-monetary items in respect of which gains and losses are recognised directly in other comprehensive income. Exchange differences arising from such non-monetary items are also recognised directly in other comprehensive income.

##### (iii) Foreign operations

The assets and liabilities of foreign operations are translated into Ringgit Malaysia at the rates of exchange ruling at the reporting date and income and expenses are translated at exchange rates at the dates of the transactions. The exchange differences arising on the translation are taken directly to other comprehensive income. On disposal of a foreign operation, the cumulative amount recognised in other comprehensive income and accumulated in equity under foreign currency translation reserve relating to that particular foreign operation is recognised in profit or loss.

The principal exchange rates for every unit of foreign currency used are as follows:

	2013	2012
	RM	RM
1 United States Dollar	3.382	3.058
1 Hong Kong Dollar	0.423	0.395
1 Singapore Dollar	2.594	2.503
1 Chinese Renminbi	0.542	0.491
100 Indonesian Rupiah	0.027	0.032
100 Thai Baht	9.976	9.991
100 Vietnamese Dong	0.016	0.015
100 Philippine Peso	7.391	7.445
100 New Taiwan Dollar	11.009	-

##### Employee benefits

##### (i) Short term benefits

Wages, salaries, bonuses and social security contributions are recognised as an expense in the reporting period in which the associated services are rendered by employees of the Group. Short term accumulating compensated absences such as paid annual leave are recognised when services are rendered by employees that increase their entitlement to future compensated absences. Short term non accumulating compensated absences such as sick leave are recognised when the absences occur.

##### (ii) Defined contribution plans

Obligations for contributions to defined contribution plans such as Employees Provident Fund are recognised as an expense as incurred.



# Notes To The Financial Statements (cont'd)

31 December 2013

## 2. PRINCIPAL ACCOUNTING POLICIES (CONT'D)

### 2.2 Basis of preparation of the financial statements (cont'd)

#### 2.2.2 Significant accounting policies (cont'd)

##### Employee benefits (cont'd)

##### (iii) Defined benefit plans

The defined benefit liability recognised is the net total of the present value of the defined benefit obligations at the reporting date together with adjustments for unrecognised past service cost. The present value of the defined benefit obligations is determined on an annual basis by independent qualified actuaries using the Projected Unit Credit Method.

Actuarial gains or losses arising from experience adjustments or changes in actuarial assumptions are charged or credited to equity through other comprehensive income in the reporting period in which they arise.

Past service cost is recognised on a straight line basis over the average period until the benefits become vested or to the extent that the benefits are already vested following the introduction of, or changes to, the defined benefit plan, the past service cost is recognised immediately.

##### Income tax

Income tax on the profit or loss for the reporting period comprises current and deferred tax. Current tax is the expected amount of income taxes payable in respect of the taxable profit for the reporting period and is measured using the tax rates that have been enacted at the reporting date.

Deferred tax is provided for, using the 'liability' method, on temporary differences at the reporting date between the tax bases of assets and liabilities and their carrying amounts in the financial statements. In principle, deferred tax liabilities are recognised for all taxable temporary differences and deferred tax assets are recognised for all deductible temporary differences, unused tax losses and unused tax credits to the extent that it is probable that taxable profit will be available against which the deductible temporary differences, unused tax losses and unused tax credits can be utilised.

Deferred tax is measured at the tax rates that are expected to apply in the period when the asset is realised or the liability is settled, based on tax rates that have been enacted or substantively enacted at the reporting date. Deferred tax is recognised in profit or loss, except to the extent that it relates to items recognised directly in equity or other comprehensive income, in which case it is recognised in equity or other comprehensive income respectively.

Deferred tax assets and liabilities are offset if there is a legally enforceable right to offset current tax liabilities and assets, and they relate to income taxes levied by the same tax authority on the same taxable entity, or on different tax entities, but they intend to settle current tax liabilities and assets on a net basis or their tax assets and liabilities will be realised simultaneously.

##### Impairment of non financial assets

The carrying amount of non financial assets subject to accounting for impairment are reviewed at each reporting date to determine whether there is any indication of impairment. If any such indication exists, the asset's recoverable amount is estimated. An impairment loss is recognised whenever the carrying amount of an asset or the cash-generating unit to which it belongs exceeds its recoverable amount. Impairment losses are recognised in profit or loss in the reporting period in which it arises.

# Notes To The Financial Statements (cont'd)

31 December 2013

## 2. PRINCIPAL ACCOUNTING POLICIES (CONT'D)

### 2.2 Basis of preparation of the financial statements (cont'd)

#### 2.2.2 Significant accounting policies (cont'd)

##### Impairment of non financial assets (cont'd)

The recoverable amount is the greater of the asset's net selling price and its value in use. In assessing value in use, estimated future cash flows are discounted to their present value using a pre-tax discount rate that reflects current market assessments of the time value of money and the risks specific to the asset. For an asset that does not generate largely independent cash inflows, the recoverable amount is determined for the cash-generating unit to which the asset belongs.

An impairment loss in respect of goodwill is not reversed. In respect of other assets, an impairment loss is reversed if there has been a change in the estimates used to determine the recoverable amount. An impairment loss is reversed only to the extent that the asset's carrying amount does not exceed the carrying amount that would have been determined, net of depreciation or amortisation, if no impairment loss had been recognised. The reversal is recognised in profit or loss.

##### Property, plant and equipment and depreciation

Property, plant and equipment are stated at cost less accumulated depreciation and impairment losses, if any.

Gain or loss arising from the disposal of an asset is determined as the difference between the net disposal proceeds and the carrying amount of the asset and is recognised in profit or loss.

Depreciation on property, plant and equipment is calculated to write off the cost of the assets to its residual values on a straight line basis at the following annual rates based on their estimated useful lives:

Long term leasehold shop offices	2%
Furniture, fittings and office equipment	10%
Computers and peripherals	20%
Renovations	20%

The residual values, useful life and depreciation method are reviewed at each reporting date to ensure that the amount, method and period of depreciation are consistent with previous estimates and the expected pattern of consumption of the future economic benefits embodied in the items of property, plant and equipment.

##### Intangible assets

Expenditures incurred at research phase, undertaken with the prospect of gaining new scientific or technical knowledge and understanding, is recognised in profit or loss.

Expenditures incurred at development phase are recognised as intangible assets when the following criteria are fulfilled:

- (a) it is technically feasible to complete the intangible asset so that it will be available for use or sale;
- (b) management intends to complete the intangible asset and use or sell it;
- (c) there is an ability to use or sell the intangible asset;
- (d) it can be demonstrated how the intangible asset will generate probable future economic benefits;
- (e) adequate technical, financial and other resources to complete the development and to use or sell the intangible asset are available; and
- (f) the expenditure attributable to the intangible asset during its development can be reliably measured.

# Notes To The Financial Statements (cont'd)

31 December 2013

## 2. PRINCIPAL ACCOUNTING POLICIES (CONT'D)

### 2.2 Basis of preparation of the financial statements (cont'd)

#### 2.2.2 Significant accounting policies (cont'd)

##### Intangible assets (cont'd)

Development expenditure recognised as intangible asset is stated at cost less accumulated amortisation and impairment losses, if any. Such development expenditure is amortised from the commencement of the income recognition to which the asset relates on the straight line basis over the period of expected benefit of five years.

##### Investment in subsidiaries

Subsidiaries are those companies controlled by the Company. Control exists when the Company has the rights, or exposed, to variable returns from its involvement with the entity and has the ability to affect those returns through its power over the entity. Potential voting rights are considered when assessing control only when such rights are substantive. The Company considers it has de facto power over an investee when, despite not having the majority of voting rights, it has the current ability to direct the activities of the investee that significantly affect the investee's return.

The Company's investment in subsidiaries is stated at cost less impairment losses, if any.

##### Investment in associates

An associate is a company in which the Group has significant influence and which is neither a subsidiary nor a joint venture.

The Company's investment in associates is stated at cost less impairment losses, if any.

The Group's investment in associates is accounted for under the equity method of accounting based on the audited or management financial statements of the associates made up to the reporting date. Under this method of accounting, the investment in an associate is measured in the statement of financial position at cost plus the Group's post acquisition share of the associate's profit or loss and other comprehensive income while dividend received is reflected as a reduction of the investment in the consolidated statement of financial position.

Goodwill relating to an associate is included in the carrying amount of the investment. Any excess of the Group's share of the net fair value of the associate's identifiable assets and liabilities over the cost of the investment is included as income in the determination of the Group's share of the associates' profit or loss in the reporting period in which the investment is acquired.

Unrealised gains on transactions between the Group and its associates are eliminated to the extent of the Group's interest in the associates; unrealised losses are also eliminated unless the transaction provides evidence on impairment of the asset transferred. Where necessary, in applying the equity method, adjustments have been made to the financial statements of the associates to ensure consistency of accounting policies with the Group.

When the Group ceases to have significant influence over an associate, any retained interest in the former associate at the date when significant influence is lost is measured at fair value and this amount is regarded as the initial carrying amount of a financial asset. The difference between the fair value of any retained interest plus proceeds from the interest disposed of and the carrying amount of the investment at the date when equity method is discontinued is recognised in profit or loss.

When the Group's interest in an associate decrease but does not result in a loss of significant influence, any retained interest is not remeasured. Any gain or loss arising from the decrease in interest is recognised in profit or loss. Any gains or losses previously recognised in other comprehensive income are also reclassified proportionately to profit or loss if that gain or loss would be required to be reclassified to profit or loss on the disposal of the related assets or liabilities.

# Notes To The Financial Statements (cont'd)

31 December 2013

## 2. PRINCIPAL ACCOUNTING POLICIES (CONT'D)

### 2.2 Basis of preparation of the financial statements (cont'd)

#### 2.2.2 Significant accounting policies (cont'd)

##### Leases

Assets acquired under leases which transfer substantially all the risks and rewards incident to ownership of the assets are capitalised under property, plant and equipment. The assets and the corresponding lease obligations are recorded at their fair values or, if lower, at the present value of the minimum lease payments of the leased assets at the inception of the respective leases.

Finance costs, which represent the difference between the total lease commitments and the fair values of the assets acquired, are charged to profit or loss over the term of the relevant lease periods so as to give a constant periodic rate of charge on the remaining balance of the obligations for each reporting period.

All other leases which do not meet such criteria are classified as operating leases. Lease payments under operating leases are recognised as expense on a straight line basis over the terms of the relevant leases.

##### Segment information

An operating segment is a component of the Group that engages in business activities from which it may earn revenues and incur expenses, including revenues and expenses that relate to transactions with any of the Group's other components. An operating segment's operating results are reviewed regularly by the chief operating decision maker to make decisions about resources to be allocated to the segment and assess its performance, and for which discrete financial information is available.

##### Contingent liabilities

Where it is not probable that an outflow of economic benefits will be required, or the amount cannot be estimated reliably, the obligation is not recognised in the statement of financial position and is disclosed as a contingent liability, unless the probability of outflow of economic benefits is remote. Possible obligations, whose existence will only be confirmed by the occurrence or non-occurrence of one or more future events, are also disclosed as contingent liabilities unless the probability of outflow of economic benefits is remote.

##### Financial instruments

Financial instruments are recognised in the statement of financial position when the Group has become a party to the contractual provisions of the instrument.

A financial instrument is recognised initially at its fair value plus, in the case of a financial instrument not at fair value through profit or loss, transaction costs that are directly attributable to the acquisition or issue of the financial instrument.

Financial instruments are classified as liabilities or equity in accordance with the substance of the contractual arrangement. Interest, dividends and gains and losses relating to a financial instrument classified as a liability, are reported as expense or income.

Distributions to holders of financial instruments classified as equity are charged directly to equity. Financial instruments are offset when the Group has legal enforceable right to offset and intends to settle either on a net basis or realise the asset and settle the liability simultaneously.

Financial assets are classified as either at fair value through profit or loss, loans and receivables, held to maturity investments, or available for sale, as appropriate. Financial liabilities are classified as either at fair value through profit or loss (derivative financial liabilities) or at amortised cost (borrowings and trade and other payables), as appropriate.

# Notes To The Financial Statements (cont'd)

31 December 2013

## 2. PRINCIPAL ACCOUNTING POLICIES (CONT'D)

### 2.2 Basis of preparation of the financial statements (cont'd)

#### 2.2.2 Significant accounting policies (cont'd)

##### Financial instruments (cont'd)

###### (i) Loans and receivables

Financial assets with fixed or determinable payments that are not quoted in an active market are classified as loans and receivables.

Subsequent to initial recognition, loans and receivables are measured at amortised cost using the effective interest method. Gains and losses are recognised in profit or loss when the loans and receivables are derecognised or impaired, and through the amortisation process.

Loans and receivables are classified as current assets, except for those having maturity dates later than 12 months after the reporting date which are classified as non-current.

###### (ii) Financial assets at fair value through profit or loss

Financial assets are classified as financial assets at fair value through profit or loss if they are held for trading or are designated as such upon initial recognition. Financial assets held for trading are derivatives (including separated embedded derivatives) or financial assets acquired principally for the purpose of selling in the near term.

Subsequent to initial recognition, financial assets at fair value through profit or loss are measured at fair value. Any gains or losses arising from changes in fair value are recognised in profit or loss. Net gains or net losses on financial assets at fair value through profit or loss does not include exchange differences, interest and dividend income. Exchange differences, interest and dividend income on financial assets at fair value through profit or loss are recognised separately in profit or loss as part of other losses or other income.

Financial assets at fair value through profit or loss could be presented as current or non-current. Financial assets that are held primarily for trading purposes are presented as current whereas financial assets that are not held primarily for trading purposes are presented as current or non-current based on the settlement date.

###### (iii) Payables

Payables are recognised initially at fair value plus directly attributable transaction costs and subsequently measured at amortised cost using the effective interest method. Payables are classified as current liabilities unless the Group has an unconditional right to defer settlement of the liability for at least 12 months after the reporting date.

###### (iv) Interest bearing borrowings

Borrowings are recognised initially at fair value, net of transaction costs incurred, and subsequently measured at amortised cost using the effective interest method. Borrowings are classified as current liabilities unless the Group has an unconditional right to defer settlement of the liability for at least 12 months after the reporting date.

###### (v) Financial guarantee contracts

A financial guarantee contract is a contract that requires the issuer to make specified payments to reimburse the holder for a loss it incurs because a specified debtor fails to make payment when due.

# Notes To The Financial Statements (cont'd)

31 December 2013

## 2. PRINCIPAL ACCOUNTING POLICIES (CONT'D)

### 2.2 Basis of preparation of the financial statements (cont'd)

#### 2.2.2 Significant accounting policies (cont'd)

##### Financial instruments (cont'd)

##### (v) Financial guarantee contracts (cont'd)

Financial guarantee contracts are recognised initially as a liability at fair value, net of transaction costs. Subsequent to initial recognition, financial guarantee contracts are recognised as income in profit or loss over the period of the guarantee. If the debtor fails to make payment relating to financial guarantee contract when it is due and the Group, as the issuer, is required to reimburse the holder for the associated loss, the liability is measured at the higher of the best estimate of the expenditure required to settle the present obligation at the reporting date and the amount initially recognised less cumulative amortisation.

##### (vi) Equity instruments

Equity instruments issued by the Company are recorded at the fair value of the proceeds received net of direct issue costs. Ordinary shares are classified as equity. Dividends on ordinary shares are recognised in equity in the reporting period in which they are approved.

A financial asset or part of it is derecognised when, and only when the contractual rights to the cash flows from the financial asset expire or the financial asset is transferred to another party without retaining control or substantially all risks and rewards of the asset. On derecognition of a financial asset, the difference between the carrying amount and the sum of the consideration received (including any new asset obtained less any new liability assumed) and any cumulative gain or loss that had been recognised in equity is recognised in profit or loss.

A financial liability or a part of it is derecognised when, and only when, the obligation specified in the contract is discharged or cancelled or expires. On derecognition of a financial liability, the difference between carrying amount of the financial liability extinguished or transferred to another party and the consideration paid, including any non-cash assets transferred or liabilities assumed, is recognised in profit or loss.

##### Impairment of financial assets

The Group assesses at each reporting date whether there is any objective evidence that a financial asset, other than that classified as fair value through profit or loss, is impaired.

##### (i) Loans and receivables

To determine whether there is objective evidence that an impairment loss on these financial assets has been incurred, the Group considers factors such as the probability of insolvency or significant financial difficulties of the debtor and default or significant delay in payments. For certain categories of financial assets, such as trade receivables, assets that are assessed not to be impaired individually are subsequently assessed for impairment on a collective basis on similar risk characteristics. Objective evidence of impairment for a portfolio of receivables could include the Group's past experience of collecting payments, an increased in the number of delayed payments in the portfolio past the average credit period and observable changes in national or local economic conditions that correlate with default on receivables.

If any such evidence exists, the amount of impairment loss is measured as the difference between the asset's carrying amount and the present value of estimated future cash flows discounted at the financial asset's original effective interest rate. The impairment loss is recognised in profit or loss.

The carrying amount of loans and receivables is reduced by the impairment loss through the use of an allowance account. When a debtor becomes uncollectible, it is written off against the allowance account.

# Notes To The Financial Statements (cont'd)

31 December 2013

## 2. PRINCIPAL ACCOUNTING POLICIES (CONT'D)

### 2.2 Basis of preparation of the financial statements (cont'd)

#### 2.2.2 Significant accounting policies (cont'd)

##### Impairment of financial assets (cont'd)

###### (i) Loans and receivables (cont'd)

If in a subsequent period, the amount of impairment loss decreases and the decrease can be related objectively to an event occurring after impairment was recognised, the previously recognised impairment loss is reversed to the extent that the carrying amount of the asset does not exceed its amortised cost at the reversal date. The amount of reversal is recognised in profit or loss.

##### Statements of cash flows

Statements of cash flows are prepared using the indirect method.

Cash equivalents are short term, highly liquid investments that are readily convertible to known amount of cash and which are subject to insignificant risk of changes in value. For the purpose of the statements of cash flows, cash and cash equivalents are presented net of bank overdrafts and pledged fixed deposits.

## 3. CRITICAL ACCOUNTING ESTIMATES AND JUDGEMENTS

In the preparation of the financial statements, the directors are required to make estimates and assumptions that affect the reported amounts of assets and liabilities and disclosure of contingent assets and liabilities at the reporting date and the reported amounts of revenue and expenses during the reporting period. Actual results could differ from those estimates.

Estimates and judgements are continually evaluated by the directors and are based on historical experience and other factors, including expectations of future events that are believed to be reasonable under the circumstances.

In the process of applying the Group's accounting policies, which are described above, management is of the opinion that there are no instances of application of judgement which are expected to have a significant effect on the amounts recognised in the financial statements.

Management believes that there are no key assumptions made concerning the future, and other key sources of estimation uncertainty at the date of the financial statements, that have a significant risk of causing a material adjustment to the carrying amounts of assets and liabilities within the next reporting period other than the contingent liability as disclosed in Note 26.

## 4. REVENUE

	2013 RM	Group 2012 RM
Technology based online advertising solutions	45,694,653	37,981,919
Other related internet services	810,733	687,749
	<u>46,505,386</u>	<u>38,669,668</u>



# Notes To The Financial Statements (cont'd)

31 December 2013

## 5. STAFF COSTS

	Group	
	2013 RM	2012 RM
Salaries, wages and bonus	11,225,592	9,126,394
Defined contribution plan	976,771	702,951
Defined benefit plan	12,581	17,131
Other employee related expenses	628,048	504,872
	<hr/>	<hr/>
	12,842,992	10,351,348
Staff costs recognised as intangible assets (Note 10)	(1,263,235)	(1,068,854)
	<hr/>	<hr/>
	11,579,757	9,282,494

The number of directors of the Company where total remuneration during the reporting period falls within the following bands is analysed as follows:

	Group	
	2013	2012
Executive directors:		
RM150,001 to RM200,000	-	1
RM200,001 to RM250,000	1	-
RM250,001 to RM300,000	1	1
RM300,001 to RM350,000	-	1
RM350,001 to RM400,000	2	1
	<hr/>	<hr/>
Non executive directors:		
RM Nil	4	4
Below RM50,000	3	3
	<hr/>	<hr/>

The emoluments received and receivable by the directors of the Company during the reporting period are as follows:

	Group		Company	
	2013 RM	2012 RM	2013 RM	2012 RM
Executive directors:				
Basic salaries and other emoluments recognised:				
- in profit or loss	893,516	768,899	-	-
- as intangible assets (Note 10)	215,040	176,738	-	-
Fees included in profit or loss	132,000	225,878	-	-
	<hr/>	<hr/>	<hr/>	<hr/>
	1,240,556	1,171,515	-	-
Non executive directors:				
Other emoluments included in profit or loss	10,500	13,500	10,500	13,500
Fees included in profit or loss	90,000	90,000	90,000	90,000
	<hr/>	<hr/>	<hr/>	<hr/>
	100,500	103,500	100,500	103,500
	<hr/>	<hr/>	<hr/>	<hr/>
Total	1,341,056	1,275,015	100,500	103,500



# Notes To The Financial Statements (cont'd)

31 December 2013

## 6. PROFIT/(LOSS) BEFORE TAX

	Group		Company	
	2013 RM	2012 RM	2013 RM	2012 RM
Profit/(Loss) before tax is arrived at after charging:				
Allowance for doubtful debts				
- trade receivables	77,732	46,588	-	-
- other receivables	-	6,686	-	-
Amortisation of development expenditure	910,652	878,760	-	-
Auditors' remuneration				
- auditors of the Company				
- statutory	74,600	53,300	25,000	22,000
- non statutory	8,000	8,000	8,000	8,000
- auditors of subsidiaries				
- current year	56,344	52,079	-	-
- (over)/under provision in prior years	(2,250)	775	-	-
Depreciation	302,904	230,431	-	-
Development expenditure written off	125,574	-	-	-
Directors' remuneration				
- directors of the Company				
- fees	222,000	315,878	90,000	90,000
- other than fees	904,016	782,399	10,500	13,500
- directors of the subsidiaries				
- other than fees	571,912	256,170	-	-
Impairment of investment in subsidiaries	-	-	-	250,000
Interest expense				
- term loans	22,521	24,876	-	-
- bank overdrafts	2,889	3,310	-	-
Loss on foreign exchange				
- realised	13,413	56,083	2,300	11,206
- unrealised	442,581	-	-	-
Office rental	803,838	690,507	-	-
Plant and equipment written off	5,531	13,283	-	-
Preliminary expenses	11,642	11,842	-	-
Retirement benefits	12,581	17,131	-	-
And crediting:				
Allowance for doubtful debts no longer required	(6,141)	-	-	-
Gain on bargain purchase of subsidiaries	(3,066)	-	-	-
Interest income from				
- fixed and short term bank deposits	(40,681)	(31,212)	-	-
- other financial assets	(136,640)	(86,023)	(136,640)	(86,023)
Fair value gain on other financial assets	-	(169,394)	-	(169,394)
Amortisation of financial guarantee liabilities	-	-	(10,000)	-
Gain on disposal of plant and equipment	-	(805)	-	-
Gain on foreign exchange				
- realised	(202,293)	(6,142)	-	-
- unrealised	(46,600)	(30,312)	-	-

# Notes To The Financial Statements (cont'd)

31 December 2013

## 7. INCOME TAX EXPENSE

	Group		Company	
	2013 RM	2012 RM	2013 RM	2012 RM
Estimated tax payable				
- current year				
- Malaysia	(49,700)	(11,600)	-	-
- Outside Malaysia	(519,826)	(306,921)	-	-
- over/(under) provision in prior years				
- Malaysia	(2,705)	-	-	-
- Outside Malaysia	27,467	169	-	-
	(544,764)	(318,352)	-	-
Deferred tax (Note 13)				
- current year				
- Malaysia	(154,800)	(107,400)	-	-
- Outside Malaysia	1,392	31,691	-	-
- (under)/over provision in prior years				
- Malaysia	-	(68,000)	-	-
- Outside Malaysia	-	10,199	-	-
	(153,408)	(133,510)	-	-
	(698,172)	(451,862)	-	-

A reconciliation of income tax expense applicable to profit/(loss) before tax at the statutory income tax rate to income tax expense at the effective income tax rate is as follows:

	Group		Company	
	2013 RM	2012 RM	2013 RM	2012 RM
Profit/(Loss) before tax	2,914,802	2,359,078	(133,075)	(289,068)
Add: Share in loss of equity-accounted associates, net of tax	370,401	152,893	-	-
Adjusted profit/(loss) before tax	3,285,203	2,511,971	(133,075)	(289,068)
Taxation at statutory tax rate of 25% (2012: 25%)	(821,300)	(628,000)	33,300	72,300
Expenses not deductible for tax purposes	(187,145)	(13,066)	(73,000)	(136,200)
Different tax rates in other countries	25,083	42,965	-	-
Deferred tax assets not recognised during the year	(527,847)	(404,979)	-	-
Tax incentives on multiple deductibility of expenses	109,675	146,750	-	-
Income not subject to tax	678,600	462,100	39,700	63,900
(Under)/Over provision in prior years				
- deferred tax liabilities	-	(57,801)	-	-
- income tax payable	24,762	169	-	-
Income tax expense for the year	(698,172)	(451,862)	-	-

# Notes To The Financial Statements (cont'd)

31 December 2013

## 7. INCOME TAX EXPENSE (CONT'D))

A Malaysian subsidiary of the Company was granted pioneer status by Multimedia Development Corporation Sdn Bhd ("MDC") under the provisions of the Promotion of Investments Act 1986 for a period of 10 years with effect from 30 September 2005. By virtue of this pioneer status, the statutory income of this subsidiary from pioneer activities during the pioneer period is exempted from income tax. Dividends declared out of such profits are also exempted from income tax in the hands of the shareholders.

## 8. BASIC EARNINGS PER SHARE

Basic earnings per ordinary share is calculated based on the net profit attributable to ordinary shareholders and weighted average number of ordinary shares in issue as follows:

	2013	Group 2012
Net profit attributable to ordinary shareholders (RM)	2,434,763	2,124,131
Weighted average number of ordinary shares in issue	138,403,417	129,337,389
Basic earnings per ordinary share (sen)	1.76	1.64

Diluted earnings per share are not presented in the financial statements since there are no dilutive potential ordinary shares as at 31 December 2013 and 2012.

## 9. PROPERTY, PLANT AND EQUIPMENT

Group	Long term leasehold shop offices RM	Furniture, fittings and office equipment RM	Computers and peripherals RM	Renovations RM	Total RM
<b>Cost</b>					
At 1 January 2012	720,000	431,345	878,163	161,641	2,191,149
Additions	-	94,919	168,597	134,577	398,093
Disposals	-	(5,120)	(21,121)	-	(26,241)
Write offs	-	(17,447)	(17,848)	-	(35,295)
Exchange differences	-	(840)	(2,061)	(3,028)	(5,929)
At 31 December 2012	720,000	502,857	1,005,730	293,190	2,521,777
Acquisition of a subsidiary	-	2,876	8,232	-	11,108
Additions	-	60,033	195,142	307,372	562,547
Disposals	-	-	(2,250)	-	(2,250)
Reclassification	-	3,149	(3,149)	-	-
Write offs	-	(2,442)	(5,180)	-	(7,622)
Exchange differences	-	(5,659)	(10,032)	(4,980)	(20,671)
At 31 December 2013	720,000	560,814	1,188,493	595,582	3,064,889

# Notes To The Financial Statements (cont'd)

31 December 2013

## 9. PROPERTY, PLANT AND EQUIPMENT (CONT'D)

Group	Long term leasehold shop offices RM	Furniture, fittings and office equipment RM	Computers and peripherals RM	Renovations RM	Total RM
<b>Accumulated depreciation</b>					
At 1 January 2012	50,271	214,335	621,952	91,118	977,676
Charge for the year	8,772	47,752	129,490	44,417	230,431
Disposals	-	(1,538)	(7,270)	-	(8,808)
Write offs	-	(8,318)	(13,694)	-	(22,012)
Exchange differences	-	(70)	(381)	(1,013)	(1,464)
At 31 December 2012	59,043	252,161	730,097	134,522	1,175,823
Acquisition of a subsidiary	-	234	4,802	-	5,036
Charge for the year	8,773	55,100	136,065	102,966	302,904
Disposals	-	-	(675)	-	(675)
Reclassification	-	630	(630)	-	-
Write offs	-	(710)	(1,381)	-	(2,091)
Exchange differences	-	(1,225)	(3,959)	(3,383)	(8,567)
At 31 December 2013	67,816	306,190	864,319	234,105	1,472,430
<b>Net book value</b>					
At 31 December 2013	652,184	254,624	324,174	361,477	1,592,459
At 31 December 2012	660,957	250,696	275,633	158,668	1,345,954

At the reporting date:

- (i) a unit of long term leasehold shop office of the Group with carrying amount of RM446,108 (2012: RM452,096) has been charged as collateral to secure the banking facilities referred to in Note 20; and
- (ii) the title deeds of the long term leasehold shop offices of the subsidiary have yet to be transferred to the subsidiary by the developer.

## 10. INTANGIBLE ASSETS

	Group	
	2013 RM	2012 RM
<b>Development expenditure</b>		
<b>Costs</b>		
At beginning of year	6,713,547	5,644,693
Additions	1,263,235	1,068,854
Write offs	(125,574)	-
At end of year	7,851,208	6,713,547
<b>Accumulated amortisation</b>		
At beginning of year	3,908,153	3,029,393
Charge for the year	910,652	878,760
At end of year	4,818,805	3,908,153
<b>Carrying amount</b>	<b>3,032,403</b>	<b>2,805,394</b>

# Notes To The Financial Statements (cont'd)

31 December 2013

## 10. INTANGIBLE ASSETS (CONT'D)

	2013 RM	2012 RM
The additions to the cost of intangible assets are analysed as follows:		
Directors' remuneration other than fees		
- directors' of the Company	215,040	176,738
- directors' of the subsidiaries	257,776	-
Other staff costs	790,419	892,116
	1,263,235	1,068,854

## 11. INVESTMENT IN SUBSIDIARIES

	Company	
	2013 RM	2012 RM
Unquoted shares, at cost		
At beginning/end of year	3,422,173	3,422,173
<b>Provision of financial guarantees</b>		
At beginning of year	-	-
Current year	129,759	-
At end of year	129,759	-
<b>Accumulated impairment losses</b>		
At beginning of year	(500,000)	(250,000)
Impairment for the year, included in the other operating expenses	-	(250,000)
At end of the year	(500,000)	(500,000)
<b>Carrying amount</b>	3,051,932	2,922,173

The details of the subsidiaries are as follows:

	Country of incorporation	Group's effective and voting interests		Principal activities
		2013	2012	
<b>Subsidiaries of the Company</b>				
Innity Sdn Bhd	Malaysia	100%	100%	Provision of technology based online advertising solutions and other related internet services
Spiral Vibe Sdn Bhd	Malaysia	100%	100%	Advertising agency providing full suite of services
Advenue Digital Advertising Sdn Bhd	Malaysia	100%	100%	Dormant

# Notes To The Financial Statements (cont'd)

31 December 2013

## 11. INVESTMENT IN SUBSIDIARIES

	Country of incorporation	Group's effective and voting interests		Principal activities
		2013	2012	
<b>Subsidiaries of Innity Sdn Bhd</b>				
Innity Limited	Hong Kong	100%	100%	Investment holding company
PT. Media Innity*	Indonesia	95%	95%	Provision of technology based online advertising solutions and other related internet services
DoMedia Asia Sdn Bhd	Malaysia	100%	100%	Provision of technology based online advertising solutions and other related internet services
Innity China Co., Limited*	Hong Kong	80%	80%	Provision of technology based online advertising solutions and other related internet services
Tresixty Media Sdn Bhd ("Tresixty")	Malaysia	80%	64%	Provision of budget online advertising and media solutions
Innity Philippines, Inc.*	Philippines	99.99%	99.99%	Provision of technology based online advertising solutions and other related internet services
Native Media Sdn Bhd	Malaysia	75%	-	Provision of concept creation and execution for product and brand marketing campaigns, specializing in video and multimedia content for online distribution and promotion
Appsploration Sdn Bhd	Malaysia	75%	-	Developing computer and mobile software applications
Innity Shanghai Co., Ltd*	China	100%	-	Provision of technology based online advertising solutions and other related internet services
<b>Subsidiaries of Innity Limited</b>				
Innity Singapore Pte. Ltd.*	Singapore	100%	100%	Provision of technology based online advertising solutions and other related internet services
Innity Vietnam Co Ltd*	Vietnam	88%	88%	Software production house

# Notes To The Financial Statements (cont'd)

31 December 2013

## 11. INVESTMENT IN SUBSIDIARIES (CONT'D)

Subsidiary of Innity Vietnam Co Ltd	Country of incorporation	Group's effective and voting interests		Principal activities
		2013	2012	
Innity Software and Advertising Co Ltd ("ISACL") * #	Vietnam	79%	79%	Provision of technology based online advertising solutions and other related internet services

The financial statements of the subsidiaries indicated by \* are not audited by Russell Bedford LC & Company.

# The Group held 90% (2012: 90%) voting interest in ISACL.

During the reporting period:

- (i) On 21 March 2013, the subsidiaries of the Company, Innity Sdn Bhd ("ISB") and Spiral Vibe Sdn Bhd ("SVSB") subscribed for a total of 75 shares of RM1 each representing 75% equity interest of Native Media Sdn Bhd ("Native"), for a cash consideration of RM75.

With the subscription, Native became a subsidiary of ISB.

- (ii) On 27 May 2013, ISB acquired an additional 16 ordinary shares of RM1 each in Tresixty for a cash consideration of RM16. Consequently, ISB's shareholding in Tresixty increased from 64% to 80%.

The following summarises the effect of changes in the equity interest in Tresixty that is attributable to owners of the Company:

	Group 2013 RM
<b>Equity interest:</b>	
At beginning of year	(324,052)
Effect of increase in Company's ownership interest	3,909
Share of comprehensive loss	(270,230)
	<hr/>
At end of year	(590,373)

- (iii) On 3 June 2013, ISB and SVSB acquired a total of 75 ordinary shares of RM1 each, representing 75% equity interest of Appsploration Sdn Bhd ("Appsploration"), for a cash consideration of RM75.

With the acquisition, Appsploration became a subsidiary of ISB.

- (iv) On 24 October 2013, ISB incorporated a wholly-owned subsidiary, Innity Shanghai Co., Ltd ("Innity Shanghai"), a company incorporated in China. The registered capital of Innity Shanghai is RMB3,000,000. As at reporting date, the share capital of Innity Shanghai is paid up to RMB619,924 (equivalent to RM340,000).

# Notes To The Financial Statements (cont'd)

31 December 2013

## 11. INVESTMENT IN SUBSIDIARIES (CONT'D)

In the previous reporting period:

- (i) On 30 March 2012, a subsidiary of the Company, ISB acquired 2 shares of RM1 each representing 100% equity interest of Tresixty, for a cash consideration of RM2.

With the acquisition, Tresixty became a subsidiary of ISB.

Subsequently, ISB subscribed for 62 ordinary shares of RM1 each in Tresixty for a cash consideration of RM62. With this subscription, ISB's equity interest in Tresixty was diluted to 64%.

- (ii) On 17 July 2012, ISB subscribed for 859,995 ordinary shares of PHP10 each representing 99.99% of the issued and paid up capital of Innity Philippines, Inc. ("IPI"), for a cash consideration of PHP8,599,950 (equivalent to RM656,762).

With the subscription, IPI became a subsidiary of ISB.

The acquisition of subsidiaries had the following effects on the Group's results and financial position:

	2013 RM	2012 RM
Revenue	42,500	781,165
Net profit for the year	(345,015)	(624,287)
	<b>2013 RM</b>	<b>2012 RM</b>
Plant and equipment	6,072	-
Cash and cash equivalents	1,658	656,865
Other payables	(1,600)	-
Tax payable	(977)	-
Deferred tax liability	(812)	-
Fair value of net assets acquired	4,341	656,865
Less:		
- non-controlling interests	(1,125)	(39)
- gain on bargain purchase	(3,066)	-
Cost of business combination	150	656,826

## 12. INVESTMENT IN ASSOCIATES

	2013 RM	Group 2012 RM
Unquoted shares, at cost	637,012	637,012
Share in post acquisition losses of associates	(574,818)	(204,417)
Carrying amount, representing share of net assets	62,194	432,595



# Notes To The Financial Statements (cont'd)

31 December 2013

## 12. INVESTMENT IN ASSOCIATES (CONT'D)

	Company	
	2013 RM	2012 RM
Unquoted shares, at cost		
At beginning of year	495,488	-
Additions	-	495,488
At end of year	495,488	495,488

The details of the associates are as follows:

	Country of incorporation	Group's effective and voting interests		Principal activities
		2013	2012	
<b>Associate of the Company</b>				
I-DAC Pte. Ltd. ("I-DAC")*	Singapore	49%	49%	Provision of various advertising services using advanced technologies, sub-license the right to use the technologies and technical support
<b>Subsidiary of I-DAC</b>				
I-DAC (M) Sdn Bhd #	Malaysia	49%	-	Provider of digital advertising services and other related digital marketing solutions
<b>Held through Innity Sdn Bhd ("ISB")</b>				
Dynamic Outdoor Media Sdn Bhd*	Malaysia	40%	40%	Provision of WiFi services for food and beverages outlets, shopping centers and townships
<b>Held through Innity Limited</b>				
Innity Digital Media (Thailand) Co., Ltd.*	Thailand	49%	49%	Provision of technology based online advertising solutions and other related internet services

The financial statements of the associates indicated by \* are not audited by Russell Bedford LC & Company.

# The Group held 100% (2012: NIL) voting interest in I-DAC (M) Sdn Bhd.

I-DAC is a result of the business alliance with a corporate shareholder of the Company which provides the Group access to new customers in the ASEAN region and an advanced online advertising platform.

# Notes To The Financial Statements (cont'd)

31 December 2013

## 12. INVESTMENT IN ASSOCIATES (CONT'D)

The directors regard I-DAC as a material associate to the Group. The summarised financial information of the associates is as follows:

	I-DAC Pte Ltd RM	Other individually immaterial associates RM	Total RM
<b>2013</b>			
<b>Assets and liabilities</b>			
Current assets	1,518,871	2,080,215	3,599,086
Non current assets	19,779	145,830	165,609
Total assets	1,538,650	2,226,045	3,764,695
Current liabilities/Total liabilities	1,782,131	2,303,247	4,085,378
<b>Results</b>			
Revenue	2,844,048	2,871,678	5,715,726
Net (loss)/profit for the year	(943,346)	58,482	(884,864)
<b>2012</b>			
<b>Assets and liabilities</b>			
Current assets	1,314,878	1,529,460	2,844,338
Non current assets	8,509	104,971	113,480
Total assets	1,323,387	1,634,431	2,957,818
Current liabilities/Total liabilities	614,323	1,766,369	2,380,692
<b>Results</b>			
Revenue	332,082	2,387,082	2,719,164
Net (loss)/profit for the year	(300,502)	67,685	(232,817)

Reconciliation of the summarised financial information presented to the carrying amount of the interest in associates is as follows:

	I-DAC Pte Ltd RM	Other individually immaterial associates RM	Total RM
<b>2013</b>			
Group's share of net liabilities	-	(22,240)	(22,240)
Goodwill	-	84,434	84,434
Carrying amount	-	62,194	62,194
<b>2012</b>			
Group's share of net assets	347,442	719	348,161
Goodwill	-	84,434	84,434
Carrying amount	347,442	85,153	432,595

# Notes To The Financial Statements (cont'd)

31 December 2013

## 12. INVESTMENT IN ASSOCIATES (CONT'D)

The financial statements of the Group has not recognised share in losses of associates of RM113,997 (2012: RM Nil) in the current reporting period and RM124,365 (2012: RM66,472) cumulatively, since the Group has no obligation in respect of these losses.

In the previous reporting period:

- (i) On 24 April 2012, a subsidiary of the Company, ISB, acquired 40% equity interest of Dynamic Outdoor, for a cash consideration of RM90,000.

With the acquisition, Dynamic Outdoor became an associate of ISB.

- (ii) On 21 August 2012, the Company subscribed for 196,000 ordinary shares of SGD1 each representing 49% of the issued and paid up capital of I-DAC for a cash consideration of SGD196,000 (equivalent to RM495,488).

With the subscription, I-DAC became an associate of the Company.

## 13. DEFERRED TAX ASSETS/(LIABILITIES)

	Group	
	2013 RM	2012 RM
At beginning of year	(134,256)	-
Acquisition of subsidiary (Note 11)	(812)	-
Recognised in profit or loss (Note 7)		
- current year		
- Malaysia	(154,800)	(107,400)
- Outside Malaysia	1,392	31,691
- (under)/over provision in prior years		
- Malaysia	-	(68,000)
- Outside Malaysia	-	10,199
Exchange differences	(3,295)	(746)
	(291,771)	(134,256)
Presented after appropriate offsetting as follows:		
Deferred tax assets		
- Retirement benefits obligations	13,369	10,007
- Utilised tax losses	8,298	17,270
- Other deductible temporary differences	17,574	13,867
	39,241	41,144
Deferred tax liabilities		
- Carrying amount of development expenditure	(407,100)	(205,300)
- Excess of tax capital allowances over related depreciation of plant and equipment	(20,348)	(4,100)
- Unutilised tax losses	96,436	34,000
	(331,012)	(175,400)
	(291,771)	(134,256)

# Notes To The Financial Statements (cont'd)

31 December 2013

## 13. DEFERRED TAX ASSETS/(LIABILITIES) (CONT'D)

Net deferred tax has not been recognised in respect of the following:

	Group	
	2013 RM	2012 RM
Tax effects of:		
Retirement benefit obligations	13,369	10,007
Unabsorbed capital allowances and unutilised tax losses:		
- no expiry	939,393	571,393
- tax losses allowed to be utilised up to financial year ending 31 December		
- 2016	436,253	546,265
- 2017	339,866	318,393
- 2018	33,409	-
Other deductible temporary differences	84,873	58,867
	1,847,163	1,504,925
Less tax effects of:		
Carrying amount of development expenditure	(758,500)	(700,900)
Excess of tax capital allowances over related depreciation of plant and equipment	(22,116)	(13,500)
Other taxable temporary differences	(1,300)	(6,600)
	(781,916)	(721,000)
	1,065,247	783,925
Add: Net deferred tax liabilities recognised	291,771	134,256
	1,357,018	918,181

Deferred tax liabilities are not recognised when the initial recognition of the related assets and liabilities at the time of the transactions, affects neither accounting profit nor taxable profit. Portion of the deferred tax assets arising from tax losses are also not recognised where it is not probable that taxable profit will be available in the foreseeable future to utilise the tax benefits.

## 14. TRADE RECEIVABLES

	Group	
	2013 RM	2012 RM
Third parties	19,482,764	14,408,812
Less: Allowance for doubtful debts	(545,733)	(464,928)
	18,937,031	13,943,884
Amount due from associates	1,077,785	152,056
	20,014,816	14,095,940

The Group's normal trade credit terms range from 30 days to 90 days (2012: 30 days to 60 days).

# Notes To The Financial Statements (cont'd)

31 December 2013

## 14. TRADE RECEIVABLES (CONT'D)

The following table provides information on the trade receivables' credit risk exposure.

	Group	
	2013 RM	2012 RM
Not impaired or past due	5,099,038	3,476,390
1 – 30 days past due not impaired	4,266,449	2,576,467
31 – 60 days past due not impaired	3,368,244	2,737,828
61 – 90 days past due not impaired	2,287,959	1,684,722
91 – 120 days past due not impaired	1,389,357	574,056
More than 120 days past due not impaired	3,603,769	3,046,477
	20,014,816	14,095,940
Impaired	545,733	464,928
	20,560,549	14,560,868

Trade receivables that are neither past due nor impaired are creditworthy debtors with good payment records with the Group.

The movements in the allowance for doubtful debts for trade receivables that are individually impaired at reporting date are as follows:

	Group	
	2013 RM	2012 RM
At beginning of year	464,928	418,968
Allowance for the year	77,732	46,588
Allowance no longer required	(6,141)	-
Exchange differences	9,214	(628)
At end of year	545,733	464,928

Trade receivables that are individually determined to be impaired at the reporting date relate to receivables that are in significant financial difficulties and have defaulted on payments. These receivables are not secured by any collateral or credit enhancements.

## 15. OTHER RECEIVABLES, DEPOSITS AND PREPAYMENTS

	Group		Company	
	2013 RM	2012 RM	2013 RM	2012 RM
Other receivables	104,784	78,341	-	-
Amount due from associates	1,338,814	872,013	-	25,000
Amount due from subsidiaries	-	-	9,278,388	6,716,977
	1,443,598	950,354	9,278,388	6,741,977
Less: Allowance for doubtful debts	(23,325)	(22,286)	-	-
	1,420,273	928,068	9,278,388	6,741,977

# Notes To The Financial Statements (cont'd)

31 December 2013

## 15. OTHER RECEIVABLES, DEPOSITS AND PREPAYMENTS (CONT'D)

	Group		Company	
	2013 RM	2012 RM	2013 RM	2012 RM
Deposits	322,452	229,217	1,500	1,500
Prepayments	719,524	618,923	3,456	2,774
	<u>2,462,249</u>	<u>1,776,208</u>	<u>9,283,344</u>	<u>6,746,251</u>

The movements in the allowance for doubtful debts for other receivables that are individually impaired at reporting date are as follows:

	Group	
	2013 RM	2012 RM
At beginning of year	22,286	15,600
Allowance for the year	-	6,686
Exchange differences	1,039	-
At end of year	<u>23,325</u>	<u>22,286</u>

Other receivables that are individually determined to be impaired at the reporting date relate to receivables that are in significant financial difficulties and have defaulted on payments. These receivables are not secured by any collateral or credit enhancements.

## 16. FIXED DEPOSITS WITH A LICENSED BANK

The fixed deposits with a licensed bank of a subsidiary have been pledged to secure banking facilities referred to in Note 20.

The weighted average effective interest rate and average maturity of fixed deposits with a licensed bank of a subsidiary are as follows:

	Group	
	2013	2012
Weighted average interest rate (%)	<u>3.15</u>	<u>3.06</u>
Average maturity (days)	<u>75</u>	<u>52</u>

## 17. OTHER FINANCIAL ASSETS

	Group and Company	
	2013 RM	2012 RM
<b>Financial assets at fair value through profit or loss</b>		
Investments in unquoted mutual funds in Malaysia, at cost	<u>5,307,157</u>	<u>7,574,178</u>

# Notes To The Financial Statements (cont'd)

31 December 2013

## 17. OTHER FINANCIAL ASSETS (CONT'D)

	Group and Company	
	2013	2012
	RM	RM
<b>Fair value adjustments</b>		
At beginning of year	169,394	-
Changes for the year	-	169,394
Disposals	(169,394)	-
	<hr/>	<hr/>
At end of year	-	169,394
	<hr/>	<hr/>
<b>Carrying amount</b>	<b>5,307,157</b>	<b>7,743,572</b>

The investments in unquoted mutual funds relate to portfolio of money market fund investments placed with licensed financial institutions. These funds aim to provide a regular stream of monthly income through portfolio of direct investments in short term money market instruments and other fixed income instruments while maintaining capital preservation. The fair value of the investments are determined by reference to the net assets per unit of the funds. The funds' objective is to maintain its net assets per unit at a prescribed rate hence there shall be minimum fluctuation to the fair value of the other financial assets.

These investments could be redeemed for cash from the funds within a short notice period.

Included in investment in unquoted mutual funds with licensed financial institutions is RM Nil (2012: RM506,000) which represent the unutilised balance of gross proceeds raised from the flotation scheme which are restricted for the following intended use:

	Group and Company	
	2013	2012
	RM	RM
Research and development expenditure	-	1,000
Working capital	-	505,000
	<hr/>	<hr/>
	-	506,000

## 18. TRADE PAYABLES

	Group	
	2013	2012
	RM	RM
Third parties	8,529,840	6,517,396
Amount due to associates	926,221	264,006
	<hr/>	<hr/>
	9,456,061	6,781,402

The normal trade credits granted to the Group range from 45 to 90 days (2012: 45 to 90 days).

# Notes To The Financial Statements (cont'd)

31 December 2013

## 19. OTHER PAYABLES AND ACCRUALS

	Group		Company	
	2013 RM	2012 RM	2013 RM	2012 RM
Amount due to subsidiaries	-	-	411,669	-
Other payables	143,732	246,262	26,713	191,803
Advance billings to customers	1,270,572	1,200,809	-	-
Amount due to an associate	1,028	22,462	-	-
Financial guarantee liabilities	-	-	119,759	-
Accruals	620,680	434,457	27,400	42,610
Indirect tax payable	1,107,925	920,719	-	-
Payroll related statutory liabilities	332,018	196,377	-	-
	<u>3,475,955</u>	<u>3,021,086</u>	<u>585,541</u>	<u>234,413</u>
Less: Non current portion	-	-	(110,530)	-
Portion due within one year	<u>3,475,955</u>	<u>3,021,086</u>	<u>475,011</u>	<u>234,413</u>

	Company	
	2013 RM	2012 RM
The non current portion of financial guarantee liabilities is to be accreted as follows:		
Later than 1 year and not later than 2 years	8,518	-
Later than 2 years and not later than 5 years	21,815	-
Later than 5 years	80,197	-
	<u>110,530</u>	<u>-</u>

## 20. SHORT TERM BORROWINGS

	Group	
	2013 RM	2012 RM
Long term loans – current portion (Note 21)	<u>34,158</u>	<u>33,123</u>

The weighted average effective interest rates are as follows:

	Group	
	2013 %	2012 %
Bank overdrafts	8.4	8.6
Term loans	<u>7.4</u>	<u>7.4</u>



# Notes To The Financial Statements (cont'd)

31 December 2013

## 20. SHORT TERM BORROWINGS (CONT'D)

The long term loans and other banking facilities of the Group are secured by way of:

- (i) Fixed deposits with a licensed bank;
- (ii) Flexi Guarantee Scheme for RM200,000 and New Principal Guarantee Scheme for RM159,000 under Corporate Guarantee Corporation in Malaysia;
- (iii) Deed of assignment incorporating power of attorney on a subsidiary's long term leasehold shop office; and
- (iv) Joint and several guarantees by all the executive directors.

## 21. LONG TERM LOANS

	2013 RM	Group 2012 RM
Amount outstanding	285,830	318,952
Less: Portion due within one year (Note 20)	(34,158)	(33,123)
	<hr/>	<hr/>
Non current portion	251,672	285,829
	<hr/>	<hr/>
The non current portion of term loans is payable as follows:		
Later than 1 year and not later than 2 years	38,389	35,691
Later than 2 years and not later than 5 years	105,960	108,388
Later than 5 years	107,323	141,750
	<hr/>	<hr/>
	251,672	285,829
	<hr/>	<hr/>

The long term loans are secured as disclosed in Note 20.

## 22. RETIREMENT BENEFIT OBLIGATIONS

	2013 RM	Group 2012 RM
Present value of retirement benefit obligations/Net liability arising from retirement benefit obligations	53,475	50,344
	<hr/>	<hr/>

Amounts recognised in profit or loss in respect of the retirement benefit obligations is as follows:

	2013 RM	Group 2012 RM
Current service cost	12,581	17,131
	<hr/>	<hr/>

# Notes To The Financial Statements (cont'd)

31 December 2013

## 22. RETIREMENT BENEFIT OBLIGATIONS (CONT'D)

The movements in the present value of the retirement benefit obligations are as follows:

	2013 RM	Group 2012 RM
At beginning of year	50,344	36,894
Current service cost	12,581	17,131
Exchange differences	(9,450)	(3,681)
	<hr/>	<hr/>
At end of year	53,475	50,344

The Group provides retirement benefits for qualifying employees of a subsidiary in Indonesia in accordance with the local labour law.

The most recent actuarial valuations of present value of the retirement benefit obligations was carried out on 27 January 2014 by an independent qualified actuary. The present value of the retirement benefit obligations, and the related current service cost and past service cost, were measured using the Project Unit Credit Method. The principal actuarial assumptions used are as follows:

	2013	2012
Discount rate	8.5%	6%
Annual salary increase	8%	8%

Management believes that no reasonably possible changes in any of the above key assumptions would lead to significant changes to the present value of the retirement benefit obligations.

## 23. SHARE CAPITAL

	2013 No. of ordinary shares of RM0.10 each	Group and Company 2012 No. of ordinary shares of RM0.10 each	2013 RM	2012 RM
Authorised:				
At beginning/end of year	250,000,000	250,000,000	25,000,000	25,000,000
	<hr/>	<hr/>	<hr/>	<hr/>
	2013 No. of ordinary shares of RM0.10 each	Group and Company 2012 No. of ordinary shares of RM0.10 each	2013 RM	2012 RM
Issued and fully paid:				
At beginning of year	138,403,417	125,821,287	13,840,342	12,582,129
Issued during the year	-	12,582,130	-	1,258,213
	<hr/>	<hr/>	<hr/>	<hr/>
At end of year	138,403,417	138,403,417	13,840,342	13,840,342

# Notes To The Financial Statements (cont'd)

31 December 2013

## 23. SHARE CAPITAL (CONT'D)

In the previous reporting period, the issued and paid up share capital of the Company was increased from RM12,582,129 to RM13,840,342 through the issue and allotment of 12,582,130 ordinary shares of RM0.10 each at a cash issue price of RM0.53 per share for the purposes of increasing the working capital of the Company. These shares rank pari passu with the then existing shares of the Company.

## 24. RESERVES

	Group		Company	
	2013 RM	2012 RM	2013 RM	2012 RM
Retained profits/ (Accumulated losses)	10,143,895	7,705,239	(1,367,643)	(1,234,568)
Non distributable:				
Share premium	5,097,189	5,097,189	5,097,189	5,097,189
Reverse acquisition reserve (legal capital adjustment)	(2,512,173)	(2,512,173)	-	-
Foreign currency translation reserve	(413,885)	(240,840)	-	-
	<u>12,315,026</u>	<u>10,049,415</u>	<u>3,729,546</u>	<u>3,862,621</u>

The share premium is not distributable by way of cash dividends and may be utilised only in the manner set out in Section 60(3) of the Companies Act 1965.

## 25. PRIOR YEAR ADJUSTMENTS

### 25.1 Revenue recognition

Prior to 2012, revenue from media income and the corresponding purchases were erroneously recognised in the previous reporting periods upon billings to clients instead of when the related advertisements appear before the public.

### 25.2 Cancellation of advertising campaigns by customers

As at 1 January 2012, revenue on advertising campaigns billed to customers in the prior reporting periods were erroneously not reversed in the reporting periods in which the campaigns were cancelled.

### 25.3 Effects of prior year adjustments

Retrospective adjustments have been made to restate the reported figures affected by the above errors. The effects of these adjustments (with no tax effects) are as follows:

	As previously reported RM	Group		As restated RM
		Prior year adjustments (Note 25.1) RM	(Note 25.2) RM	
<b>Statement of changes in equity as at 1 January 2012</b>				
Retained profits	6,382,112	(714,377)	(86,627)	5,581,108
Non-controlling interests	(41,352)	(11,455)	(4,559)	(57,366)
	<u>6,340,760</u>	<u>(725,832)</u>	<u>(91,186)</u>	<u>5,523,742</u>

# Notes To The Financial Statements (cont'd)

31 December 2013

## 26. CONTINGENT LIABILITY

A subsidiary's interpretation of the Promotion of Investment Act 1986 in respect of the amount of income exempted from tax might be different from that of the tax authority. As at the date the financial statements are approved for issue, the tax authority has yet to respond to the clarification sought by the subsidiary on this matter. The Group, therefore, is contingently liable for income tax expense amounting to RM331,000 should the interpretation by the tax authority differs from that of the subsidiary.

## 27. SIGNIFICANT RELATED PARTY TRANSACTIONS

### 27.1. Related party transactions

	Type of Transactions	Group		Company	
		2013 RM	2012 RM	2013 RM	2012 RM
Significant transactions with related parties are as follows:					
With associates					
- Dynamic Outdoor Media Sdn Bhd	Purchases	107,633	100,296	-	-
- Innity Digital Media (Thailand) Co Ltd	Sales	16,581	36,210	-	-
	Administrative income	276	-	-	-
	Purchases	150,038	192,784	-	-
	Administrative expense	1,269	-	-	-
- I-DAC Pte Ltd	Sales	792,390	136,413	-	-
	Purchases	691,215	40,319	-	-
	Royalty fee expense	13,965	417	-	-
	Technical fee expense	189,410	45,000	-	-
With a corporate shareholder of the Company					
- JobStreet Corporation Berhad	Purchases	14,005	168,702	-	-
With subsidiaries of a corporate shareholder of the Company					
- JobStreet.com Sdn Bhd	Sales	5,000	5,000	-	-
	Staff recruitment expense	5,963	11,210	-	-
- Autoworld.com.my Sdn Bhd	Purchases	65,472	116,251	-	-

# Notes To The Financial Statements (cont'd)

31 December 2013

## 27. SIGNIFICANT RELATED PARTY TRANSACTIONS (CONT'D)

### 27.1. Related party transactions (cont'd)

Type of Transactions	Group		Company		
	2013 RM	2012 RM	2013 RM	2012 RM	
- PT. JobStreet Indonesia	Purchases	317	-	-	-

The directors are of the opinion that the terms and conditions and prices of the above transactions are not materially different from that obtainable in transactions with unrelated parties.

### 27.2 Related party balances

Type of Transactions	Group		Company		
	2013 RM	2012 RM	2013 RM	2012 RM	
Individually significant unsecured interest free outstanding balances arising from other than normal trade transactions are as follows:					
<b>Financial assets:</b>					
With subsidiaries					
- Advenue Digital Advertising Sdn Bhd	Advances	-	-	2,500	2,500
- Innity Limited	Advances	-	-	51,524	51,524
- Innity Sdn Bhd	Advances	-	-	9,224,364	6,662,953
With associates					
- Dynamic Outdoor Media Sdn Bhd	Advances	135,983	85,294	-	-
- Innity Digital Media (Thailand) Co Ltd	Advances	1,142,875	769,961	-	25,000
- I-DAC Pte Ltd	Advances	12,277	16,758	-	-
- I-DAC (M) Sdn Bhd	Advances	47,679	-	-	-
<b>Financial liabilities:</b>					
With subsidiaries					
- Innity Sdn Bhd	Advances	-	-	401,669	-
- Spiral Vibe Sdn Bhd	Advances	-	-	10,000	-
With associates					
- Innity Digital Media (Thailand) Co., Ltd.	Advances	1,028	-	-	-
- I-DAC Pte Ltd	Advances	-	22,462	-	-

The above advances are receivable/repayable on demand.

# Notes To The Financial Statements (cont'd)

31 December 2013

## 27. SIGNIFICANT RELATED PARTY TRANSACTIONS (CONT'D)

### 27.3 Compensation of key management personnel

The key management personnel comprises mainly executive directors of the Company whose remuneration is disclosed in Note 5.

## 28. COMMITMENTS

	2013 RM	Group	2012 RM
The future minimum rental payments under non cancellable tenancy agreements are as follows:			
Not later than 1 year	241,765		331,466
Later than 1 year and not later than 2 years	130,365		59,540
Later than 2 years and not later than 5 years	51,720		-
	<hr/> 423,850		<hr/> 391,006

## 29. SEGMENT INFORMATION OF THE GROUP

For management purposes, the Group is organised into business units based on their geographical location and has reportable operating segments as follows:

- Malaysia
- Singapore
- Indonesia
- Vietnam
- Philippines
- Hong Kong/China

The above reportable segments mainly offer technology based online advertising solutions and other related internet services.

Management monitors the operating results of its business units as well as relying on the segment information as disclosed below for the purpose of making decision about resource allocation and performance assessment.

Inter segment transactions were entered into when advertising campaigns were carried out on a regional basis. The pricing of inter segment transactions is determined based on negotiated margin basis.

# Notes To The Financial Statements (cont'd)

31 December 2013

## 29. SEGMENT INFORMATION OF THE GROUP (CONT'D)

2013	Malaysia RM	Singapore RM	Indonesia RM	Vietnam RM	Philippines RM	HongKong/		Inter-segment		Group RM
						China RM	Total RM	elimination RM	Total RM	
<b>Revenue</b>										
External revenue	24,948,127	7,340,458	8,742,054	1,811,154	1,455,386	2,208,207	46,505,386	-	-	46,505,386
Inter-segment revenue	1,106,428	112,766	229,936	56,516	79,191	104,240	1,689,077	(1,689,077)	-	-
<b>Total revenue</b>	<b>26,054,555</b>	<b>7,453,224</b>	<b>8,971,990</b>	<b>1,867,670</b>	<b>1,534,577</b>	<b>2,312,447</b>	<b>48,194,463</b>	<b>(1,689,077)</b>		<b>46,505,386</b>
<b>Results</b>										
Profit/(Loss) from operations	973,111	508,699	1,964,257	93,202	7,750	(416,793)	3,130,226	-	-	3,130,226
before investment income	351,491	-	8,000	2,425	7,714	4	369,634	(189,247)	-	180,387
Investment income										
Profit/(Loss) from operations	1,324,602	508,699	1,972,257	95,627	15,464	(416,789)	3,499,860	(189,247)	-	3,310,613
Finance costs	(32,255)	(30,391)	(61,315)	(29,487)	-	(61,209)	(214,657)	189,247	-	(25,410)
Share in loss of equity-accounted associates, net of tax	(22,160)	(348,241)	-	-	-	-	(370,401)	-	-	(370,401)
Profit/(Loss) before tax	1,270,187	130,067	1,910,942	66,140	15,464	(477,998)	2,914,802	-	-	2,914,802
Income tax expense	(207,205)	13,058	(478,494)	-	(10,738)	(14,793)	(698,172)	-	-	(698,172)
Net profit/(loss) for the year	1,062,982	143,125	1,432,448	66,140	4,726	(492,791)	2,216,630	-	-	2,216,630
Profit/(Loss) attributable to non-controlling interests	194,372	-	(71,625)	(16,697)	-	112,083	218,133	-	-	218,133
Profit/(Loss) attributable to owners of the Company	1,257,354	143,125	1,360,823	49,443	4,726	(380,708)	2,434,763	-	-	2,434,763

# Notes To The Financial Statements (cont'd)

31 December 2013

## 29. SEGMENT INFORMATION OF THE GROUP (CONT'D)

2013	Malaysia RM	Singapore RM	Indonesia RM	Vietnam RM	Philippines RM	HongKong/ China RM	Total RM	Inter-segment elimination RM	Group RM
<b>Assets and liabilities</b>									
Segment assets	29,986,225	5,305,243	8,159,204	2,444,328	1,291,567	2,436,621	49,623,188	(10,066,357)	39,556,831
Investment in associates	62,194	-	-	-	-	-	62,194	-	62,194
<b>Consolidated total assets</b>	<b>30,048,419</b>	<b>5,305,243</b>	<b>8,159,204</b>	<b>2,444,328</b>	<b>1,291,567</b>	<b>2,436,621</b>	<b>49,685,382</b>	<b>(10,066,357)</b>	<b>39,619,025</b>
Segment liabilities	8,418,997	2,595,744	5,986,736	2,737,889	769,852	3,661,532	24,170,750	(10,179,534)	13,991,216
<b>Consolidated total liabilities</b>	<b>8,418,997</b>	<b>2,595,744</b>	<b>5,986,736</b>	<b>2,737,889</b>	<b>769,852</b>	<b>3,661,532</b>	<b>24,170,750</b>	<b>(10,179,534)</b>	<b>13,991,216</b>
<b>Other information</b>									
Capital expenditure	1,692,057	30,255	45,946	-	4,431	53,093	1,825,782	-	1,825,782
Amortisation of development expenditure	910,652	-	-	-	-	-	910,652	-	910,652
Depreciation	216,803	23,756	29,531	9,882	13,192	9,740	302,904	-	302,904
Material non cash expense other than depreciation and amortisation	-	-	-	-	-	-	-	-	-
- Allowance for doubtful debts	35,646	39,086	-	3,000	-	-	77,732	-	77,732
- Plant and equipment written off	3,799	1,732	-	-	-	-	5,531	-	5,531
- Development expenditure written off	125,574	-	-	-	-	-	125,574	-	125,574
- Retirement benefits	-	-	12,581	-	-	-	12,581	-	12,581
- Unrealised (gain)/loss on foreign exchange	(5,298)	(33,618)	440,102	2,479	(2,056)	(5,628)	395,981	-	395,981
- Allowance for doubtful debts no longer required	-	(6,141)	-	-	-	-	(6,141)	-	(6,141)



# Notes To The Financial Statements (cont'd)

31 December 2013

## 29. SEGMENT INFORMATION OF THE GROUP (CONT'D)

2012	HongKong/					Inter-segment		Group RM
	Malaysia RM	Singapore RM	Indonesia RM	Vietnam RM	Philippines RM	China RM	Total RM	
<b>Revenue</b>								
External revenue	23,081,708	8,443,871	4,662,031	1,529,551	592,841	359,666	38,669,668	-
Inter-segment revenue	1,109,242	153,414	137,423	113,586	52,604	11,875	1,578,144	(1,578,144)
<b>Total revenue</b>	<b>24,190,950</b>	<b>8,597,285</b>	<b>4,799,454</b>	<b>1,643,137</b>	<b>645,445</b>	<b>371,541</b>	<b>40,247,812</b>	<b>(1,578,144)</b>
<b>Results</b>								
Profit/(Loss) from operations								
before investment income	1,651,540	954,397	861,492	(326,605)	(141,853)	(769,655)	2,229,316	24,212
Investment income	277,164	-	4,000	1,893	3,571	1	286,629	-
<b>Profit/(Loss) from operations</b>	<b>1,928,704</b>	<b>954,397</b>	<b>865,492</b>	<b>(324,712)</b>	<b>(138,282)</b>	<b>(769,654)</b>	<b>2,515,945</b>	<b>24,212</b>
Finance costs	(28,186)	-	-	-	-	-	(28,186)	-
Share in loss of equity-accounted associates, net of tax	(5,647)	(147,246)	-	-	-	-	(152,893)	-
<b>Profit/(Loss) before tax</b>	<b>1,894,871</b>	<b>807,151</b>	<b>865,492</b>	<b>(324,712)</b>	<b>(138,282)</b>	<b>(769,654)</b>	<b>2,334,866</b>	<b>24,212</b>
Income tax expense	(187,000)	(84,646)	(196,772)	-	16,556	-	(451,862)	-
<b>Net profit/(loss) for the year</b>	<b>1,707,871</b>	<b>722,505</b>	<b>668,720</b>	<b>(324,712)</b>	<b>(121,726)</b>	<b>(769,654)</b>	<b>1,883,004</b>	<b>24,212</b>
Profit/(Loss) attributable to non-controlling interests	35,601	-	(33,436)	60,818	1	153,931	216,915	-
<b>Profit/(Loss) attributable to owners of the Company</b>	<b>1,743,472</b>	<b>722,505</b>	<b>635,284</b>	<b>(263,894)</b>	<b>(121,725)</b>	<b>(615,723)</b>	<b>2,099,919</b>	<b>24,212</b>
								<b>2,124,131</b>

# Notes To The Financial Statements (cont'd)

31 December 2013

## 29. SEGMENT INFORMATION OF THE GROUP (CONT'D)

2012	HongKong/					Inter-segment		Group RM	
	Malaysia RM	Singapore RM	Indonesia RM	Vietnam RM	Philippines RM	China RM	Total RM		elimination RM
<b>Assets and liabilities</b>									
Segment assets	26,890,591	6,019,965	4,234,690	1,676,719	1,215,679	746,999	40,784,643	(7,044,562)	33,740,081
Investment in associates	84,353	348,242	-	-	-	-	432,595	-	432,595
<b>Consolidated total assets</b>	<b>26,974,944</b>	<b>6,368,207</b>	<b>4,234,690</b>	<b>1,676,719</b>	<b>1,215,679</b>	<b>746,999</b>	<b>41,217,238</b>	<b>(7,044,562)</b>	<b>34,172,676</b>
Segment liabilities	6,007,897	3,864,448	3,262,053	2,064,437	684,800	1,726,999	17,610,634	(7,044,562)	10,566,072
<b>Consolidated total liabilities</b>	<b>6,007,897</b>	<b>3,864,448</b>	<b>3,262,053</b>	<b>2,064,437</b>	<b>684,800</b>	<b>1,726,999</b>	<b>17,610,634</b>	<b>(7,044,562)</b>	<b>10,566,072</b>
<b>Other information</b>									
Capital expenditure	1,212,274	92,607	35,337	50,258	58,177	18,294	1,466,947	-	1,466,947
Amortisation of development expenditure	878,760	-	-	-	-	-	878,760	-	878,760
Depreciation	165,073	19,388	26,912	12,220	4,568	2,270	230,431	-	230,431
Material non cash expense other than depreciation and amortisation	-	-	-	-	-	-	-	-	-
- Allowance for doubtful debts	-	5,307	41,281	6,686	-	-	53,274	-	53,274
- Plant and equipment written off	2,056	11,227	-	-	-	-	13,283	-	13,283
- Retirement benefits	-	-	17,131	-	-	-	17,131	-	17,131
- Unrealised gain on foreign exchange	(26,342)	-	(3,970)	-	-	-	(30,312)	-	(30,312)

# Notes To The Financial Statements (cont'd)

31 December 2013

## 30. FINANCIAL INSTRUMENTS, FINANCIAL RISKS AND CAPITAL RISK MANAGEMENT

### 30.1 Categories of financial instruments

The following table sets out the financial instruments as at the reporting date:

	Group		Company	
	2013 RM	2012 RM	2013 RM	2012 RM
<b>Financial assets</b>				
At fair value through profit or loss:				
- other financial assets	5,307,157	7,743,572	5,307,157	7,743,572
Loans and receivables:				
- trade and other receivables excluding prepayments	21,757,541	15,253,225	9,279,888	6,743,477
- fixed deposits with a licensed bank	1,701,768	681,139	-	-
- cash and bank balances	5,382,349	5,199,548	17,508	29,892
	28,841,658	21,133,912	9,297,396	6,773,369
	34,148,815	28,877,484	14,604,553	14,516,941
<b>Financial liabilities</b>				
Amortised cost:				
- borrowings	285,830	318,952	-	-
- trade and other payables excluding statutory liabilities and advance billings to customers	10,221,501	7,484,583	585,541	234,413
	10,507,331	7,803,535	585,541	234,413

### 30.2 Financial risk management objectives and policies

The Group's overall financial risk management programme seeks to minimise potential adverse effects on financial performance of the Group.

The Group does not hold or issue derivative financial instruments for speculative purposes.

There has been no change in the Group's exposure to these financial risks or the manner in which it manages and measures the risk.

#### Foreign exchange risk management

Foreign currency risk is the risk that the fair value or future cash flows of a financial instrument will fluctuate because of changes in foreign exchange rates.

The Group operates internationally and is exposed to foreign exchange risk. Foreign currency denominated assets and liabilities together with expected cash flows from highly probable sales and purchases give rise to foreign exchange exposures.

Foreign exchange exposures in transactional currencies other than functional currencies of the operating entities are kept to an acceptable level.

# Notes To The Financial Statements (cont'd)

31 December 2013

## 30. FINANCIAL INSTRUMENTS, FINANCIAL RISKS AND CAPITAL RISK MANAGEMENT

### 30.2 Financial risk management objectives and policies (cont'd)

#### Foreign exchange risk management (cont'd)

The net unhedged financial assets and financial liabilities of the Group companies that are not denominated in their functional currencies are as follows:

Functional currency of the Group	Net Financial Assets/(Liabilities) Held in Non-Functional Currencies										Total	
	Ringgit Malaysia	Thai Baht	United States Dollar	Singapore Dollar	Indonesian Rupiah	Hong Kong Dollar	Chinese Renminbi	Vietnamese Dong	Philippine Peso	New Taiwan Dollar		
RM	RM	RM	RM	RM	RM	RM	RM	RM	RM	RM	RM	
<b>At 31 December 2013</b>												
Ringgit Malaysia	-	(165,202)	1,403,407	(32,619)	(105,962)	(11,034)	134,711	(126,699)	(81,457)	-	-	1,015,145
Indonesian Rupiah	(1,780,808)	(1)	(590,694)	(228,343)	-	(90)	-	-	(4,271)	-	-	(2,604,207)
Vietnamese Dong	(1,366,394)	-	197,503	(20,298)	-	-	-	-	-	-	-	(1,189,189)
Singapore Dollar	(214,334)	(206,957)	544,165	-	(225,367)	(111,617)	-	-	(67,431)	-	-	(281,541)
Philippine Peso	(80,234)	(5)	70,266	(64,873)	(13,743)	(351)	-	-	-	-	-	(88,940)
Hong Kong Dollar	(501,349)	(18,070)	149,466	-	-	-	-	-	-	-	20,162	(349,791)
Chinese Renminbi	(362,519)	-	-	(46,185)	-	333,329	-	-	-	-	-	(75,375)
	(4,305,638)	(390,235)	1,774,113	(392,318)	(345,072)	210,237	134,711	(126,699)	(153,159)	20,162	-	(3,573,898)
<b>At 31 December 2012</b>												
Ringgit Malaysia	-	(110,484)	(167,231)	57,878	(4,807)	(127)	-	-	-	-	-	(224,771)
Indonesian Rupiah	-	-	89,270	-	-	-	-	-	-	-	-	89,270
Vietnamese Dong	-	-	200,553	-	-	-	-	-	-	-	-	200,553
Singapore Dollar	-	-	2,213,185	-	-	-	-	-	-	-	-	2,213,185
Philippine Peso	-	-	46,192	-	-	-	-	-	-	-	-	46,192
Hong Kong Dollar	-	-	12,149	-	-	-	18,181	-	-	-	-	30,330
	-	(110,484)	2,394,118	57,878	(4,807)	(127)	18,181	-	-	-	-	2,354,759

# Notes To The Financial Statements (cont'd)

31 December 2013

## 30. FINANCIAL INSTRUMENTS, FINANCIAL RISKS AND CAPITAL RISK MANAGEMENT

### 30.2 Financial risk management objectives and policies (cont'd)

#### Foreign exchange risk management (cont'd)

The following table details the sensitivity to a 10% increase and decrease in the relevant foreign currencies against the respective functional currency of the Group companies. 10% is the sensitivity rate used when reporting foreign currency risk internally to key management personnel and represents management's assessment of the possible change in foreign exchange rates. The sensitivity analysis includes only outstanding foreign currency denominated monetary items adjusted at the period end for a 10% change in foreign currency rates. If the relevant foreign currencies strengthen by 10% against the respective functional currency of the Group companies, profit before tax will increase/(decrease) by:

	Group	
	Profit before tax	
	2013	2012
	RM	RM
<b>Functional currency in Ringgit Malaysia</b>		
Thai Baht	(16,520)	(11,048)
United States Dollar	140,341	(16,723)
Singapore Dollar	(3,262)	5,788
Indonesian Rupiah	(10,596)	(481)
Hong Kong Dollar	(1,103)	(13)
Chinese Reminbi	13,471	-
Vietnamese Dong	(12,670)	-
Philippine Peso	(8,146)	-
<hr/>		
<b>Functional currency in Indonesian Rupiah</b>		
Ringgit Malaysia	(178,081)	-
United States Dollar	(59,069)	8,927
Singapore Dollar	(22,834)	-
Hong Kong Dollar	(9)	-
Philippine Peso	(427)	-
<hr/>		
<b>Functional currency in Vietnamese Dong</b>		
Ringgit Malaysia	(136,639)	-
United States Dollar	19,750	20,055
Singapore Dollar	(2,030)	-
<hr/>		
<b>Functional currency in Singapore Dollar</b>		
Ringgit Malaysia	(21,433)	-
Thai Baht	(20,696)	-
United States Dollar	54,417	221,319
Indonesian Rupiah	(22,537)	-
Hong Kong Dollar	(11,162)	-
Philippine Peso	(6,743)	-
<hr/>		
<b>Functional currency in Philippine Peso</b>		
Ringgit Malaysia	(8,023)	-
Thai Baht	(1)	-
United States Dollar	7,027	4,619
Singapore Dollar	(6,487)	-
Indonesian Rupiah	(1,374)	-
Hong Kong Dollar	(35)	-
<hr/>		

# Notes To The Financial Statements (cont'd)

31 December 2013

## 30. FINANCIAL INSTRUMENTS, FINANCIAL RISKS AND CAPITAL RISK MANAGEMENT

### 30.2 Financial risk management objectives and policies (cont'd)

#### Foreign exchange risk management (cont'd)

	Group	
	2013	2012
	RM	RM
<b>Functional currency in Hong Kong Dollar</b>		
Ringgit Malaysia	(50,135)	-
Thai Baht	(1,807)	-
United States Dollar	14,947	1,215
Chinese Renminbi	-	1,818
New Taiwan Dollar	2,016	-
	<hr/>	<hr/>
<b>Functional currency in Chinese Reminbi</b>		
Ringgit Malaysia	(36,252)	-
Singapore Dollar	(4,619)	-
Hong Kong Dollar	33,333	-
	<hr/>	<hr/>

The opposite applies if the relevant foreign currencies weaken by 10% against the respective functional currency of the Group companies.

#### Interest rate risk management

The Group's primary interest rate risk relates to interest bearing debts. The Group manages its interest rate exposure by maintaining a prudent mix of fixed and floating rate borrowings. The Group actively reviews its debt portfolio, taking into account the investment holding period and nature of its assets. The information on maturity dates and effective interest rates of financial liabilities are disclosed in their respective notes.

The sensitivity analysis below have been determined based on the exposure to interest rates for the banking facilities at the reporting date. A 50 basis point increase or decrease is used when reporting interest rate risk internally to key management personnel and represents management's assessment of the reasonably possible change in interest rates.

If interest rates had been 50 basis points higher or lower and all other variables were held constant, the Group's profit before tax would decrease/increase by RM1,429 (2012: RM1,595).

#### Credit risk management

The Group's credit risk is primarily attributable to its trade and other receivables. Credit risks are managed by the application of credit approvals, limits and monitoring procedures. Credit risks are minimised and monitored via strictly limiting the Group's associations to business partners with high creditworthiness. Trade receivables are monitored on an ongoing basis via the Group's management reporting procedures. For other financial assets including cash and bank balances, the Group's minimise credit risk by dealing exclusively with high credit rating counterparties. The Group performs ongoing credit evaluation of its customers and generally does not require collateral on account receivables.

At reporting date, there were no significant concentrations of credit risk other than the amount due to the Company by a subsidiary amounting to RM8,822,695 (2012: RM6,662,953).

The Company provides unsecured financial guarantee to a bank in respect of banking facility granted to a subsidiary. The Company monitors on an ongoing basis the results of the subsidiary and repayments made by the subsidiary. The maximum exposure to credit risk amounts to RM2,000,000 (2012: RM Nil) representing the overdraft limit of the banking facility.

# Notes To The Financial Statements (cont'd)

31 December 2013

## 30. FINANCIAL INSTRUMENTS, FINANCIAL RISKS AND CAPITAL RISK MANAGEMENT

### 30.2 Financial risk management objectives and policies (cont'd)

#### Liquidity risk management

The Group maintains sufficient cash and bank balances, and internally generated cash flows to finance its activities. The Group finance its operations by a combination of equity and bank borrowings. In addition, the Group has available banking facilities to meet its liquidity and working capital requirements.

The following tables detail the remaining contractual maturity for non-derivative financial liabilities. The tables have been drawn up based on the undiscounted cash flows of financial liabilities based on the earliest date on which the Group can be required to pay.

Group	Carrying amount RM	Total RM	Contractual cash flows (including interest payments)			
			On demand or within 1 year RM	Within 1 to 2 years RM	Within 2 to 5 years RM	More than 5 years RM
2013						
Non interest bearing debts	10,221,501	10,221,501	10,221,501	-	-	-
Interest bearing debts	285,830	379,263	55,644	55,644	151,012	116,963
	10,507,331	10,600,764	10,277,145	55,644	151,012	116,963
2012						
Non interest bearing debts	7,484,583	7,484,583	7,484,583	-	-	-
Interest bearing debts	318,952	399,609	35,606	41,169	134,275	188,559
	7,803,535	7,884,192	7,520,189	41,169	134,275	188,559

The undiscounted cash flows of financial liabilities based on the earliest date on which the Company can be required to pay equal to the carrying amounts of the financial liabilities as disclosed in the respective notes.

# Notes To The Financial Statements (cont'd)

31 December 2013

## 30. FINANCIAL INSTRUMENTS, FINANCIAL RISKS AND CAPITAL RISK MANAGEMENT

### 30.2 Financial risk management objectives and policies (cont'd)

#### Fair values

The carrying amounts of other financial assets, cash and cash equivalents, receivables and payables, and other liabilities approximate their respective fair values due to the respective short-term maturity of these financial instruments.

The fair value of the Group's borrowings approximate their respective carrying amounts, as these instruments were entered with interest rates which are reasonable approximation of the market interest rates on or near reporting date.

The fair values of financial assets and financial liabilities are determined with standard terms and conditions.

#### Fair value hierarchy

The following table provides an analysis of financial instruments that are measured subsequent to initial recognition at fair value, grouped into Levels 1 to 3 based on the degree to which the fair value is observable:

- Level 1 fair value measurements are those derived from quoted prices (unadjusted) in active markets for identical assets or liabilities;
- Level 2 fair value measurements are those derived from inputs other than quoted prices included within Level 1 that are observable for the assets or liability, either directly (i.e. prices) or indirectly (i.e. derived from prices); and
- Level 3 fair value measurements are those derived from valuation techniques that include inputs for the asset or liability that are not based on observable market data (unobservable inputs).

#### Group and Company

Financial assets	Level 1	Level 2	Level 3	Total
2013	RM	RM	RM	RM
Investments in unquoted mutual funds (Note 17)	-	-	5,307,157	5,307,157
2012				
Investments in unquoted mutual funds (Note 17)	-	-	7,743,572	7,743,572

There were no transfers between Levels 1, 2 and 3 in the current and previous year.

### 30.3 Capital structure and equity

The Group manages its capital to ensure that entities in the Group will be able to continue as going concerns while providing an adequate return to stakeholders through the optimisation of the debt and equity balance.

The Group sets the amount of capital in proportion to risk. The Group manages the capital structure and makes adjustments to it in the light of changes in economic conditions and the risk characteristics of the underlying assets. In order to maintain or adjust the capital structure, the Group may adjust the amount of dividends paid to shareholders, return capital to shareholders, issue new shares, or sell assets to reduce debt.



# Notes To The Financial Statements (cont'd)

31 December 2013

## 30. FINANCIAL INSTRUMENTS, FINANCIAL RISKS AND CAPITAL RISK MANAGEMENT (CONT'D)

### 30.3 Capital structure and equity (cont'd)

The Group monitors capital on the basis of debt-to-equity ratio, where the ratio is arrived at net debts (total borrowings less cash and cash equivalents) divided by total equity. During the reporting period ended 31 December 2013, the Group's strategy was unchanged which is to maintain a net cash position.

## 31. SUPPLEMENTARY INFORMATION – BREAKDOWN OF RETAINED PROFITS/ACCUMULATED LOSSES INTO REALISED AND UNREALISED

The breakdown of the retained profits/accumulated losses of the Group and of the Company as at 31 December 2013 into realised and unrealised is presented in accordance with the directive issued by Bursa Malaysia Securities Berhad dated 25 March 2010 and prepared in accordance with Guidance on Special Matter No.1, Determination of Realised and Unrealised Profits or Losses in the Context of Disclosure Pursuant to Bursa Malaysia Securities Berhad Listing Requirements, as issued by the Malaysian Institute of Accountants.

	Group		Company	
	2013 RM	2012 RM	2013 RM	2012 RM
Total retained profits/(accumulated losses) of the Company and its subsidiaries				
- Realised	10,280,263	6,432,818	(1,367,643)	(1,234,568)
- Unrealised	(741,227)	65,450	-	-
	9,539,036	6,498,268	(1,367,643)	(1,234,568)
Total share of accumulated losses from an associate				
- Realised	(574,818)	(204,417)	-	-
	8,964,218	6,293,851	(1,367,643)	(1,234,568)
Add: Consolidation adjustments	1,179,677	1,411,388	-	-
Retained profits/ (Accumulated losses) as per financial statements	10,143,895	7,705,239	(1,367,643)	(1,234,568)

# List of Properties

Location	Tenure/ date of expiry of lease/tenancy	Approximate Age of Building (years)	Built-up Area (sq ft)	Description/ Existing Use	Date of Acquisition	Net Book Values as at 31 December 2013 RM
<b>Selangor</b> C501, Block C, Kelana Square, 17, Jalan SS7/26 Kelana Jaya, 47301 Petaling Jaya, Selangor Darul Ehsan  Master Title: PN 9936, Lot 24545 Seksyen 40 Bandar Petaling Jaya, District of Petaling, State of Selangor	Leasehold/ 13-Apr-2089	17	1,301	Office Lot/ Office	27.07.2005	217,065
C502, Block C, Kelana Square, 17, Jalan SS7/26 Kelana Jaya, 47301 Petaling Jaya, Selangor Darul Ehsan  Master Title: PN 9936, Lot 24545 Seksyen 40 Bandar Petaling Jaya, District of Petaling, State of Selangor	Leasehold/ 13-Apr-2089	17	1,371	Office Lot/ Office	27.07.2005	229,043
C517, Block C, Kelana Square, 17, Jalan SS7/26 Kelana Jaya, 47301 Petaling Jaya, Selangor Darul Ehsan  Master Title: PN 9936, Lot 24545 Seksyen 40 Bandar Petaling Jaya, District of Petaling, State of Selangor	Leasehold/ 13-Apr-2089	17	1,192	Office Lot/ Office	14.04.2009	206,076

# Analysis of Shareholdings As At 9 April 2014

Authorised share capital	:	RM25,000,000.00
Issued and Fully Paid-up Capital	:	RM13,840,341.57
Class of Share	:	Ordinary shares of 10 sen each fully paid
Voting Rights	:	One vote per 10 sen share

## ANALYSIS BY SIZE OF HOLDINGS AS AT 9 APRIL 2014

SIZE OF HOLDINGS	NO. OF HOLDERS	%	NO. OF SHARES	%
1 - 99	21	2.625	1,200	0.000
100 - 1,000	582	72.750	225,290	0.162
1,001 - 10,000	113	14.125	412,340	0.297
10,001 - 100,000	55	6.875	1,980,280	1.430
100,001 - 6,920,169 (*)	25	3.125	49,207,360	35.553
6,920,170 AND ABOVE (**)	4	0.500	86,576,945	62.554
<b>TOTAL :</b>	<b>800</b>	<b>100.000</b>	<b>138,403,415</b>	<b>100.000</b>

REMARK : \* - LESS THAN 5% OF ISSUED SHARES  
 \*\* - 5% AND ABOVE OF ISSUED SHARES

## SUBSTANTIAL SHAREHOLDERS AS AT 9 APRIL 2014

No.	Name	Holdings	%
1	D.A.CONSORTIUM INC.	34,735,500	25.097
2	JOBSTREET CORPORATION BERHAD	29,250,040	21.133
3	PHANG CHEE LEONG	13,298,372	9.608
4	LOOA HONG TUAN	12,374,685	8.941
<b>TOTAL</b>		<b>89,658,597</b>	<b>64.779</b>

# Analysis of Shareholdings As At 9 April 2014 (cont'd)

## DIRECTORS' SHAREHOLDINGS AS AT 9 APRIL 2014

No.	Name	Holdings	%
1	ABD MALIK BIN A RAHMAN	0	0
2	CHANG MUN KEE (ALTERNATE DIRECTOR TO GREGORY CHARLES POARCH)	0	0
3	GREGORY CHARLES POARCH	0	0
4	HISAHARU TERAJ (ALTERNATE DIRECTOR TO YUTAKA SHIMIZU)	0	0
5	LOOA HONG TUAN	10,898,909	7.874
6	PHANG CHEE LEONG	11,692,496	8.448
7	ROBERT LIM CHOON SIN	2,900	0.002
8	SEAH KUM LOONG	5,356,527	3.870
9	SHAMSUL ARIFFIN BIN MOHD NOR	0	0
10	WONG KOK WOH	6,618,008	4.781
11	YUTAKA SHIMIZU	0	0

## LIST OF TOP 30 HOLDERS AS AT 9 APRIL 2014

(WITHOUT AGGREGATING SECURITIES FROM DIFFERENT SECURITIES ACCOUNTS BELONGING TO THE SAME REGISTERED HOLDER)

No.	Name	Holdings	%
1	D.A.CONSORTIUM INC.	34,735,500	25.097
2	JOBSTREET CORPORATION BERHAD	29,250,040	21.133
3	PHANG CHEE LEONG	11,692,496	8.448
4	LOOA HONG TUAN	10,898,909	7.874
5	WONG KOK WOH	6,618,008	4.781
6	CHANG CHEW TUCK	6,278,950	4.536
7	LEE CHEL CHAN	6,278,257	4.536
8	SEAH KUM LOONG	5,356,527	3.870
9	WAN LIN SENG	3,774,000	2.726
10	UOB KAY HIAN NOMINEES (ASING) SDN BHD EXEMPT AN FOR UOB KAY HIAN PTE LTD ( A/C CLIENTS )	3,248,100	2.346

# Analysis of Shareholdings As At 9 April 2014 (cont'd)

## LIST OF TOP 30 HOLDERS AS AT 09 APRIL 2014 (CONT'D)

(WITHOUT AGGREGATING SECURITIES FROM DIFFERENT SECURITIES ACCOUNTS BELONGING TO THE SAME REGISTERED HOLDER)

No.	Name	Holdings	%
11	MCONTECH SDN.BHD.	2,439,000	1.762
12	SIEW YOKE LEE	2,034,366	1.469
13	MAYBANK NOMINEES (TEMPATAN) SDN BHD PLEDGED SECURITIES ACCOUNT FOR LEE KOON CHUAN	1,958,000	1.414
14	MAYBANK NOMINEES (TEMPATAN) SDN BHD PLEDGED SECURITIES ACCOUNT FOR LEE KOON SHING	1,787,757	1.291
15	RHB NOMINEES (TEMPATAN) SDN BHD OSK CAPITAL SDN BHD FOR PHANG CHEE LEONG	1,605,876	1.160
16	RHB NOMINEES (TEMPATAN) SDN BHD OSK CAPITAL SDN BHD FOR LOOA HONG TUAN	1,475,776	1.066
17	RHB NOMINEES (TEMPATAN) SDN BHD OSK CAPITAL SDN BHD FOR SEAH KUM LOONG	1,460,765	1.055
18	TAN YU YEH	1,034,400	0.747
19	RHB NOMINEES (TEMPATAN) SDN BHD OSK CAPITAL SDN BHD FOR WONG KOK WOH	681,078	0.492
20	LEAM AM KEM	622,900	0.450
21	CITIGROUP NOMINEES (ASING) SDN BHD EXEMPT AN FOR OCBC SECURITIES PRIVATE LIMITED (CLIENT A/C-NR)	480,800	0.347
22	MUHAMAD SUHALI BIN YAHAYA	380,000	0.274
23	MAYBANK NOMINEES (TEMPATAN) SDN BHD PLEDGED SECURITIES ACCOUNT FOR TAN YANG LIANG	372,300	0.268
24	LEE YOKE KEE	280,000	0.202
25	TAN BEE BEE	250,000	0.180
26	ARSHAD BIN ABDUL RAHMAN	247,500	0.178
27	YONG LEN FONG	210,000	0.151
28	POH CHOO LIP	200,000	0.144
29	TAN SENG GAN	133,000	0.096
30	TIONG MEE MEE	99,400	0.071
<b>Total</b>		<b>135,883,705</b>	<b>98.179</b>

# Notice Of Seventh Annual General Meeting

NOTICE IS HEREBY GIVEN that the Seventh Annual General Meeting of the Company will be held at Green I, Jalan Club Tropicana, Tropicana Golf & Country Resort, 47410 Petaling Jaya, Selangor Darul Ehsan on **Tuesday, 3 June 2014 at 9.30 a.m.** to transact the following businesses:-

## AGENDA

### A. Ordinary Business

1. To receive the Audited Financial Statements for the financial year ended 31 December 2013 together with the Reports of the Directors and Auditors thereon. (Please refer to Note 2)
2. To re-elect the following Directors who retire pursuant to Article 84 of the Company's Articles of Association:-
  - i. Mr. Phang Chee Leong (Ordinary Resolution 1)
  - ii. Mr. Robert Lim Choon Sin (Ordinary Resolution 2)
  - iii. Encik Shamsul Ariffin Bin Mohd Nor (Ordinary Resolution 3)
3. To re-appoint Messrs Russell Bedford LC & Company as Auditors of the Company and to authorise the Directors to fix their remuneration. (Ordinary Resolution 4)

### B. Special Business

To consider and if thought fit, to pass, with or without modifications, the following Ordinary Resolutions/Special Resolution:

4. **DIRECTORS' FEES** (Ordinary Resolution 5)

"THAT the payment of the Directors' fees of RM90,000 for the financial year ended 31 December 2013 be approved."

5. **PROPOSED RENEWAL OF SHAREHOLDERS' MANDATE FOR RECURRENT RELATED PARTY TRANSACTIONS OF A REVENUE OR TRADING NATURE**

"THAT, subject to the provisions of the ACE Market Listing Requirements of Bursa Malaysia Securities Berhad, the Company and/or its subsidiary companies ("the Group") be and are hereby authorised to enter into and give effect to the recurrent related party transactions of a revenue or trading nature with the related party as set out in Section 2.5.1 of the Circular to Shareholders ("the Related Party") provided that such transactions and/or arrangements are:- (Ordinary Resolution 6)

- (a) necessary for the day-to-day operations;
  - (b) are undertaken in the ordinary course of business on arm's length basis and are on normal commercial terms which are not more favourable to the Related Parties than those generally available to the public; and
  - (c) are not detrimental to the minority shareholders of the Company
- (collectively known as "Shareholders' Mandate").

AND THAT such approval, shall continue to be in force until:-

- (a) the conclusion of the next Annual General Meeting ("AGM") of the Company, at which time it will lapse, unless by a resolution passed at such AGM, the authority is renewed; or

## Notice Of Seventh Annual General Meeting (cont'd)

- (b) the expiration of the period within which the next AGM of the Company after the date it is required to be held pursuant to Section 143(1) of the Companies Act, 1965 ("Act") (but shall not extend to such extension as may be allowed pursuant to Section 143(2) of the Act); or
- (c) revoked or varied by resolution passed by the shareholders of the Company in general meeting;

whichever is earlier;

AND THAT the Directors of the Company be and are hereby authorised to complete and do all such acts and things (including executing all such documents as may be required) as they may consider expedient or necessary to give effect to the Shareholders' Mandate."

### 6. PROPOSED NEW SHAREHOLDERS' MANDATE FOR ADDITIONAL RECURRENT RELATED PARTY TRANSACTIONS OF A REVENUE OR TRADING NATURE

"THAT, subject to the provisions of the ACE Market Listing Requirements of Bursa Malaysia Securities Berhad, the Company and/or its subsidiary companies ("the Group") be and are hereby authorised to enter into and give effect to the additional recurrent related party transactions of a revenue or trading nature with the related party as set out in Section 2.5.2 of the Circular to Shareholders ("the Related Party") provided that such transactions and/or arrangements are:- (Ordinary Resolution 7)

- (a) necessary for the day-to-day operations;
  - (b) are undertaken in the ordinary course of business on arm's length basis and are on normal commercial terms which are not more favourable to the Related Parties than those generally available to the public; and
  - (c) are not detrimental to the minority shareholders of the Company
- (collectively known as "New Shareholders' Mandate").

AND THAT such approval, shall continue to be in force until:-

- (a) the conclusion of the next Annual General Meeting ("AGM") of the Company, at which time it will lapse, unless by a resolution passed at such AGM, the authority is renewed; or
- (b) the expiration of the period within which the next AGM of the Company after the date it is required to be held pursuant to Section 143(1) of the Companies Act, 1965 ("Act") (but shall not extend to such extension as may be allowed pursuant to Section 143(2) of the Act); or
- (c) revoked or varied by resolution passed by the shareholders of the Company in general meeting;

whichever is earlier;

AND THAT the Directors of the Company be and are hereby authorised to complete and do all such acts and things (including executing all such documents as may be required) as they may consider expedient or necessary to give effect to the New Shareholders' Mandate."

# Notice Of Seventh Annual General Meeting (cont'd)

## 7. AUTHORITY TO ISSUE SHARES PURSUANT TO SECTION 132D OF THE COMPANIES ACT, 1965

"THAT pursuant to Section 132D of the Companies Act, 1965, the Directors of the Company be and are hereby empowered to issue shares in the Company at any time and upon such terms and conditions for such purposes as the Directors may in their absolute discretion deem fit provided that the aggregate number of shares issued pursuant to this resolution does not exceed 10% of the issued share capital of the Company for the time being and that the Directors be and are also empowered to obtain approval for the listing of and quotation for the additional shares so issued on Bursa Malaysia Securities Berhad and that such authority shall continue to be in force until the conclusion of the next Annual General Meeting of the Company unless revoked or varied by the Company at a general meeting." (Ordinary Resolution 8)

## C. Other Business

8. To transact any other business of which due notice shall have been given in accordance with the Company's Articles of Association and the Companies Act, 1965.

By Order of the Board

**WONG WAI FOONG** (MAICSA 7001358)  
**LIM POH YEN** (MAICSA 7009745)  
Company Secretaries

Kuala Lumpur  
8 May 2014

## NOTES:-

### 1. Notes on Appointment of Proxy

- (i) A member entitled to attend and vote at the Meeting is entitled to appoint a proxy (or in the case of a corporation, a duly authorised representative) to attend and vote in his stead. A proxy may but need not be a member of the Company and the provisions of Section 149(1)(b) of the Companies Act, 1965, shall not apply to the Company. A member shall be entitled to appoint not more than two (2) proxies to attend and vote at the same meeting and the appointment shall be invalid unless he specifies the proportions of his holdings to be represented by each proxy.
- (ii) Where a member is an authorised nominee as defined under the Securities Industry (Central Depositories) Act 1991 ("SICDA"), it may appoint not more than two (2) proxies in respect of each Securities Account it holds with ordinary shares of the Company standing to the credit of the said Securities Account.
- (iii) Where a member of the Company is an Exempt Authorised Nominee (referring to an authorised nominee defined under the SICDA which is exempted from compliance with the provisions of subsection 25A(1) of SICDA) which holds ordinary shares in the Company for multiple beneficial owners in one securities account ("omnibus account"), there is no limit to the number of proxies which the exempt authorised nominee may appoint in respect of each omnibus account it holds.
- (iv) The instrument appointing a proxy shall be in writing under the hand of the appointor or of his attorney duly authorised in writing or, if the appointor is a corporation, either under its common seal or under the hand of an officer or an attorney duly authorised.



## Notice Of Seventh Annual General Meeting (cont'd)

- (v) The instrument appointing a proxy must be completed and deposited at the Registered Office of the Company at Level 18, The Gardens North Tower, Mid Valley City, Lingkaran Syed Putra, 59200 Kuala Lumpur not less than forty-eight (48) hours before the time for holding the meeting or any adjournment thereof.
- (vi) For the purpose of determining who shall be entitled to attend this meeting, the Company shall be requesting Bursa Malaysia Depository Sdn Bhd to make available to the Company pursuant to Article 61 (2) of the Articles of Association of the Company and Rule 7.16(2) of the ACE Market Listing Requirements of Bursa Malaysia Securities Berhad, a Record of Depositors as at 28 May 2014 and only a Depositor whose name appears on such Record of Depositors shall be entitled to attend this meeting.

### 2. Audited Financial Statements for the financial year ended 31 December 2013

The Audited Financial Statements in Agenda 1 is meant for discussion only as the approval of shareholders is not required pursuant to the provision of Section 169(1) of the Companies Act, 1965. Hence, this Agenda is not put forward for voting by shareholders of the Company.

### 3. Explanatory Notes on Special Business

- (i) Ordinary Resolution 5 – Directors' Fees

The Ordinary Resolution 5, if passed, will allow the payment of Directors' fees for the financial year ended 31 December 2013 to the Directors of the Company.

- (ii) Ordinary Resolution 6 – Proposed Renewal of Shareholders' Mandate for Recurrent Related Party Transactions of a Revenue or Trading Nature

The Ordinary Resolution 6, if passed, will allow the Company and its subsidiaries to enter into Recurrent Transactions pursuant to Rule 10.09 of the ACE Market Listing Requirements of Bursa Malaysia Securities Berhad. Further information on the Proposed Shareholders' Mandate is set out in the Circular to Shareholders dated 2.5.1, which is despatched together with the Company's Annual Report 2013.

- (iii) Ordinary Resolution 7 – Proposed New Shareholders' Mandate for Additional Recurrent Related Party Transactions of a Revenue or Trading Nature

The Ordinary Resolution 7, if passed, will allow the Company and its subsidiaries to enter into additional Recurrent Transactions pursuant to Rule 10.09 of the ACE Market Listing Requirements of Bursa Malaysia Securities Berhad. Further information on the Proposed New Shareholders' Mandate is set out in the Circular to Shareholders dated 2.5.2, which is despatched together with the Company's Annual Report 2013.

- (iv) Ordinary Resolution 8 – Authority to Issue Share Pursuant to Section 132D of the Companies Act, 1965

The Ordinary Resolution 8 is a renewal of the general mandate pursuant to Section 132D of the Companies Act, 1965 ("General Mandate") obtained from the shareholders of the Company at the previous Annual General Meeting and, if passed, will empower the Directors of the Company to issue new shares in the Company from time to time provided that the aggregate number of shares issued pursuant to the General Mandate does not exceed 10% of the issued share capital of the Company for the time being.

## Notice Of Seventh Annual General Meeting (cont'd)

The General Mandate, unless revoked or varied by the Company in general meeting, will expire at the conclusion of the next Annual General Meeting of the Company.

As at the date of this Notice, no new shares in the Company were issued pursuant to the mandate granted to the Directors at the Sixth Annual General Meeting held on 21 June 2013 and which will lapse at the conclusion of the Seventh Annual General Meeting.

The General Mandate will provide flexibility to the Company for any possible fund raising activities, including but not limited to further placing of shares, for purpose of funding current and/ or future investment project(s), working capital, acquisition and/ or for issuance of shares as settlement of purchase consideration.

**This page is intentionally left blank**

# Proxy Form

**INNITY CORPORATION BERHAD** (764555-D)  
(Incorporated in Malaysia)

No. of ordinary shares held	CDS Account No.

Telephone no. (During office hours) \_\_\_\_\_

I/We \_\_\_\_\_ NRIC No. \_\_\_\_\_  
(PLEASE USE BLOCK CAPITAL)

of \_\_\_\_\_  
(FULL ADDRESS)

being a member(s) **INNITY CORPORATION BERHAD (764555-D)** hereby appoint\* \_\_\_\_\_

NRIC No. \_\_\_\_\_ of \_\_\_\_\_

\_\_\_\_\_ or failing him \_\_\_\_\_ NRIC No. \_\_\_\_\_

of \_\_\_\_\_

or the Chairman of the Meeting as \*my/our proxy/proxies to attend and vote for \*me/us on \*my/our behalf, at the Seventh Annual General Meeting of the Company to be held at Green I, Jalan Club Tropicana, Tropicana Golf & Country Resort, 47410 Petaling Jaya, Selangor Darul Ehsan on **Tuesday, 3 June 2014 at 9.30 a.m.** and at any adjournment thereof, to vote as indicated below :-

Ordinary Business		FOR	AGAINST
<b>Ordinary Resolution 1</b>	Re-election of Mr. Phang Chee Leong as Director pursuant to Article 84 of the Company's Articles of Association		
<b>Ordinary Resolution 2</b>	Re-election of Mr. Robert Lim Choon Sin as Director pursuant to Article 84 of the Company's Articles of Association		
<b>Ordinary Resolution 3</b>	Re-election of Encik Shamsul Ariffin Bin Mohd Nor as Director pursuant to Article 84 of the Company's Articles of Association		
<b>Ordinary Resolution 4</b>	Re-appointment of Messrs Russell Bedford LC & Company as Auditors		
<b>Special Business</b>			
<b>Ordinary Resolution 5</b>	Payment of Directors' fees for the financial year ended 31 December 2013		
<b>Ordinary Resolution 6</b>	Proposed Renewal of Shareholders' Mandate for Recurrent Related Party Transactions of a Revenue or Trading Nature		
<b>Ordinary Resolution 7</b>	Proposed New Shareholders' Mandate for Additional Recurrent Related Party Transactions of a Revenue or Trading Nature		
<b>Ordinary Resolution 8</b>	Authority to Issue Shares		

(Please indicate with an "X" in the space provided above on how you wish your vote to be cast. If you do not do so, the Proxy will vote or abstain from voting at his/her discretion.)

The proportions of my/our shareholding to be represented by my/our proxy(ies) are as follows:

First named Proxy.....%  
Second named Proxy.....%  
**100%**

Dated this \_\_\_\_\_ day of \_\_\_\_\_ 2014

\_\_\_\_\_  
Signature of Member(s) or/ Common Seal

**NOTES:-**

- (i) A member entitled to attend and vote at the Meeting is entitled to appoint a proxy (or in the case of a corporation, a duly authorised representative) to attend and vote in his stead. A proxy may but need not be a member of the Company and the provisions of Section 149(1)(b) of the Companies Act, 1965, shall not apply to the Company. A member shall be entitled to appoint not more than two (2) proxies to attend and vote at the same meeting and the appointment shall be invalid unless he specifies the proportions of his holdings to be represented by each proxy.
- (ii) Where a member is an authorised nominee as defined under the Securities Industry (Central Depositories) Act 1991 ("SICDA"), it may appoint not more than two (2) proxies in respect of each Securities Account it holds with ordinary shares of the Company standing to the credit of the said Securities Account.
- (iii) Where a member of the Company is an Exempt Authorised Nominee (referring to an authorised nominee defined under the SICDA which is exempted from compliance with the provisions of subsection 25A(1) of SICDA) which holds ordinary shares in the Company for multiple beneficial owners in one securities account ("omnibus account"), there is no limit to the number of proxies which the exempt authorised nominee may appoint in respect of each omnibus account it holds.
- (iv) The instrument appointing a proxy shall be in writing under the hand of the appointor or of his attorney duly authorised in writing or, if the appointor is a corporation, either under its common seal or under the hand of an officer or an attorney duly authorised.
- (v) The instrument appointing a proxy must be completed and deposited at the Registered Office of the Company at Level 18, The Gardens North Tower, Mid Valley City, Lingkaran Syed Putra, 59200 Kuala Lumpur not less than forty-eight (48) hours before the time for holding the meeting or any adjournment thereof.
- (vi) For the purpose of determining who shall be entitled to attend this meeting, the Company shall be requesting Bursa Malaysia Depository Sdn Bhd to make available to the Company pursuant to Article 61(2) of the Articles of Association of the Company and Rule 7.16(2) of the ACE Market Listing Requirements of Bursa Malaysia Securities Berhad, a Record of Depositors as at 28 May 2014 and only a Depositor whose name appears on such Record of Depositors shall be entitled to attend this meeting.



Fold this flap for sealing

AFFIX  
STAMP

THE COMPANY SECRETARY  
Innity Corporation Berhad  
(Company No. 764555-D)

Level 18, The Gardens North Tower  
Mid Valley City, Lingkaran Syed Putra  
59200 Kuala Lumpur

fold here

fold here



Innity Corporation Berhad (764555-D)  
C501 & C502, Block C,  
Kelana Square,  
17, Jalan SS7/26, Kelana Jaya,  
47301 Petaling Jaya,  
Selangor Darul Ehsan, MALAYSIA

**W** [www.innity.com](http://www.innity.com)