

SHOPS AT BOCA CENTER BOCA RATON, FLORIDA

Setting our sites on the future.

SITE CENTERS 2022 CORPORATE SUSTAINABILITY REPORT



TABLE OF CONTENTS



INTRODUCTION	2	COMPANY OVERVIEW	5	ENVIRONMENTAL	11	SOCIAL	26	GOVERNANCE	37
CEO Letter	3	SITE Centers	6	Property-Level Goals	12	Employee Satisfaction & Engagement	27	Board of Directors	38
About This Report	4	Matters of FACT	7	Acquisition Evaluation & Conversion Strategies	13	Boomerang Employees	29	Board Committees	39
		Key Stakeholders	8	Greenhouse Gas Emissions	14	Training & Development	30	Board Practices	39
		Materiality Assessment	9	Electrical Efficiency	15	Supporting Local Artists	31	Ethics & Training	40
		Sustainability Governance & Reporting Process	10	Cool & Green Roofing	16	Charitable Contributions	32	Cybersecurity	40
				HVAC Refresh Program	17	Diversity, Equity & Inclusion	33	Commitment to Transparency & Accurate Reporting	41
				Renewable Power	18	Property-Level Engagement	34	Vendor Code of Conduct	41
				Water Waste & Conservation	19	Case Study: Project Homebase HQ Renovation & Workspace Upgrades	36	Index	42
				Waste & Recycling	20			SASB	43
				Green & Public Transportation	21			EE0-1	45
				Task Force on Climate-Related Disclosures	22			Disclosure on Management Approach	46
				TCFD Risk Assessment	23			GRI	47
				Case Study: Project Homebase HQ Renovation & Environmental Upgrades	25				

Disclaimer: The inclusion of information or references in this report, including the use of “material” or similar terms, should not be construed as a characterization regarding the materiality of such information to our business or financial results or that such information is necessarily material to investors or other stakeholders for purposes of U.S. federal securities laws. Inclusion of information in this report is not an indication that the subject or information is material to SITE Centers’ business or operating results. Goals, targets and commitments presented in this report are aspirational and not guarantees or promises that such goals, targets, or commitments will be achieved. Further, information included in this report may be based on standards and measuring practices that are still developing, internal controls and processes that continue to evolve, and assumptions that are subject to change. Though we have taken reasonable steps to promote the accuracy of the information contained in this report, it is possible that some of the information could be inaccurate or incomplete, including information obtained or derived from third party sources. Accordingly, such information or underlying assumptions may be subject to modifications in future reports due to such developing standards, practices, controls, and processes.

A LETTER FROM CEO, DAVID LUKES

2022 WAS A YEAR OF SIGNIFICANT INVESTMENTS FOR SITE CENTERS

“Almost \$500 million of aggregate investments were made with all our values and key stakeholders, including our employees, our communities and our investors, in mind.”

I am pleased to release SITE Centers' 2022 Corporate Sustainability Report, which is the Company's ninth sustainability report and seventh consecutive report completed to the Global Reporting Initiative (GRI) standards. 2022 was a significant investment year for SITE Centers with the completion of the renovation of our corporate headquarter buildings in Beachwood, over 7,900 hours of training and career development for our employees, \$342 million of acquisitions (at share) and almost \$90 million of capital (at share) invested in our properties. Each of these investments allows us to implement our sustainability playbook and toolkit of initiatives that position our employees, properties and the Company for the future as we work to generate sustainable growth. Additionally, the almost \$500 million of aggregate investments were made with all of our values and key stakeholders, including our employees, our communities and our investors, in mind.

2022 also saw our Environmental, Social and Governance (ESG) committee reorganize itself into distinct verticals providing more focus on our sustainability initiatives while also increasing the number of employees involved in internal sustainability discussions. On top of the structural changes, the committee also worked on providing what we believe are achievable and tangible goals for our Company to work toward as we implement our sustainability efforts.

At the property level, we are focusing our efforts on four key categories that reduce the environmental footprint of our assets: 1) Energy Efficiency of Our Properties; 2) Water Conservation; 3) Construction and Materials Recycling and Waste; and 4) Public and Green Transportation. Under each of these categories are specific initiatives and objectives that we intend to achieve in the near- and medium-term that we then can build upon to minimize the energy usage and waste at our properties. We expect that each of these investments will also generate an appropriate return on our capital.

For our employees, our overarching goal remains increasing engagement levels. In 2022, we wrapped up the majority of the construction work at our Beachwood, Ohio corporate headquarters. This redevelopment, along with office relocations for our Atlanta and Miami based teams in 2023, allows for more collaborative, more efficient, and more modern workspaces for our employees going forward while also expecting to improve the energy efficiency of our space. When coupled with employee development initiatives, our wellness program, and our charitable giving efforts, it is no surprise that we continue to see year after year a number of “Boomerang” employees that return to SITE Centers, further solidifying our best-in-class workforce.

2022 was a year of investment in our future and our properties as SITE Centers looks to position itself for 2023 and beyond. We expect each of these investments to drive sustainable growth going forward that supports each of our key stakeholders while allowing our team members to demonstrate our core values (fearlessness, authenticity, curiosity, and thoughtfulness) along the way. A sincere thank you to each member of our team for their efforts as we move forward.

Sincerely,



David R. Lukes
President & CEO



Disclaimer: SITE Centers considers certain statements in this report to be forward-looking statements within the meaning of Section 27A of the Securities Act of 1933 and Section 21E of the Securities Exchange Act of 1934, both as amended. For this purpose, any statements contained herein that are not historical fact may be deemed to be forward-looking statements. Although SITE Centers believes that the expectations reflected in such forward-looking statements are reasonable, the Company can give no assurance that its expectations will be achieved. There are a number of important factors that could cause the Company's results to differ materially from those indicated by such forward-looking statements, including, among other factors, socio-demographic and economic trends, energy prices, technological innovations, the alignment of the scientific community on measurement and reporting approaches, climate-related conditions and weather events, legislative and regulatory changes, the potential impacts of climate change on our business and our ability to mitigate them and other unforeseen events or conditions. For additional risks and uncertainties that could cause actual results to differ materially from those indicated in these forward-looking statements, please refer to SITE Centers' most recent Annual Report on Form 10-K, Quarterly Reports on Form 10-Q and other filings with the Securities and Exchange Commission (SEC). SITE Centers undertakes no obligation to publicly update or revise these forward-looking statements to reflect the impact of events or circumstances that arise after the date of this report.

ABOUT THIS REPORT

This publication marks the 7th Corporate Sustainability Report that SITE Centers has issued to GRI standards

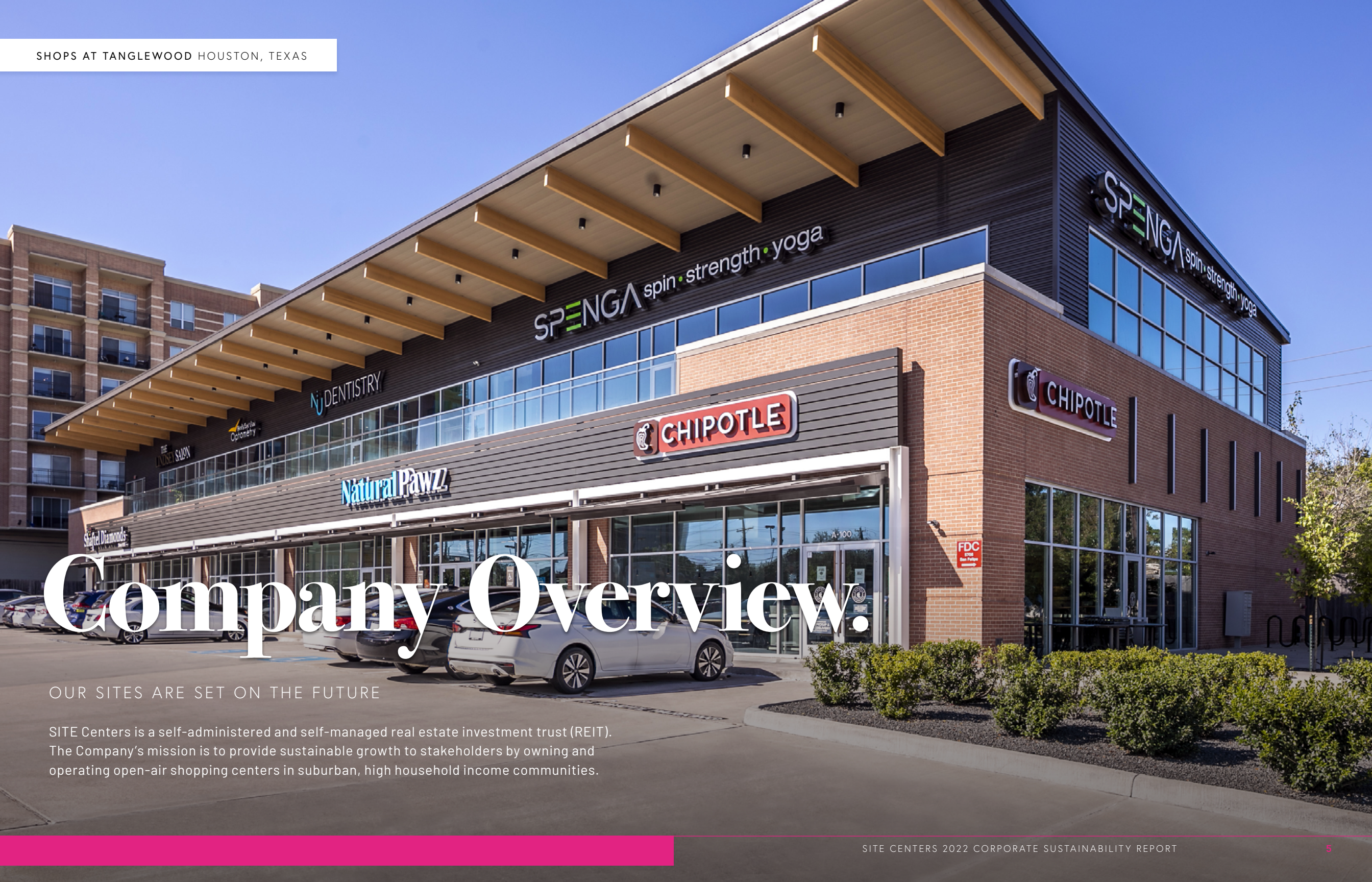
The purpose of this report is to transparently communicate the results of SITE Centers' Environmental, Social and Governance (ESG) initiatives to our various stakeholders. The data it contains was obtained through our current systems and processes of SITE Centers' wholly-owned shopping centers, unless otherwise noted. For additional information, contact sustainability@sitecenters.com.

Key performance indicators within this report have also been aligned with the Global Reporting Initiative (GRI), SITE Centers' Global Real Estate Sustainability Benchmark (GRESB) assessment, the Sustainability Accounting Standards Board (SASB), and the Task Force on Climate Related Financial Disclosures (TCFD), as SITE Centers considers these to be the vanguard in accountability and transparency of corporate responsibility data.

As such, we internally validate and self-declare all the information published in this report through supporting documentation. SITE Centers reviewed each reporting standard and determined our reporting priorities based on the following criteria: SITE Centers' vision of Environmental, Social and Governance, relevance to our organization's operations and stakeholders, and accessibility of the data necessary to compile our Corporate Sustainability Report. At SITE Centers, Environmental, Social and Governance initiatives are a core focus of the organization. With that in mind, we strive to continually enhance and improve our data collection and communication efforts at the corporate and asset level in order to maintain leading organizational practices amongst peers. Over the course of the year, we may choose to improve or add additional transparency to our reporting metrics.



Reporting Period: Unless otherwise stated, the information and statements contained in this report are provided as of the date the report was issued (June 2023) and cover our activities between January 1, 2022 and December 31, 2022. We do not undertake to update or revise any such information or statements. This report represents SITE Centers' current policies and intentions and is not intended to create legal rights or obligations.



Company Overview.

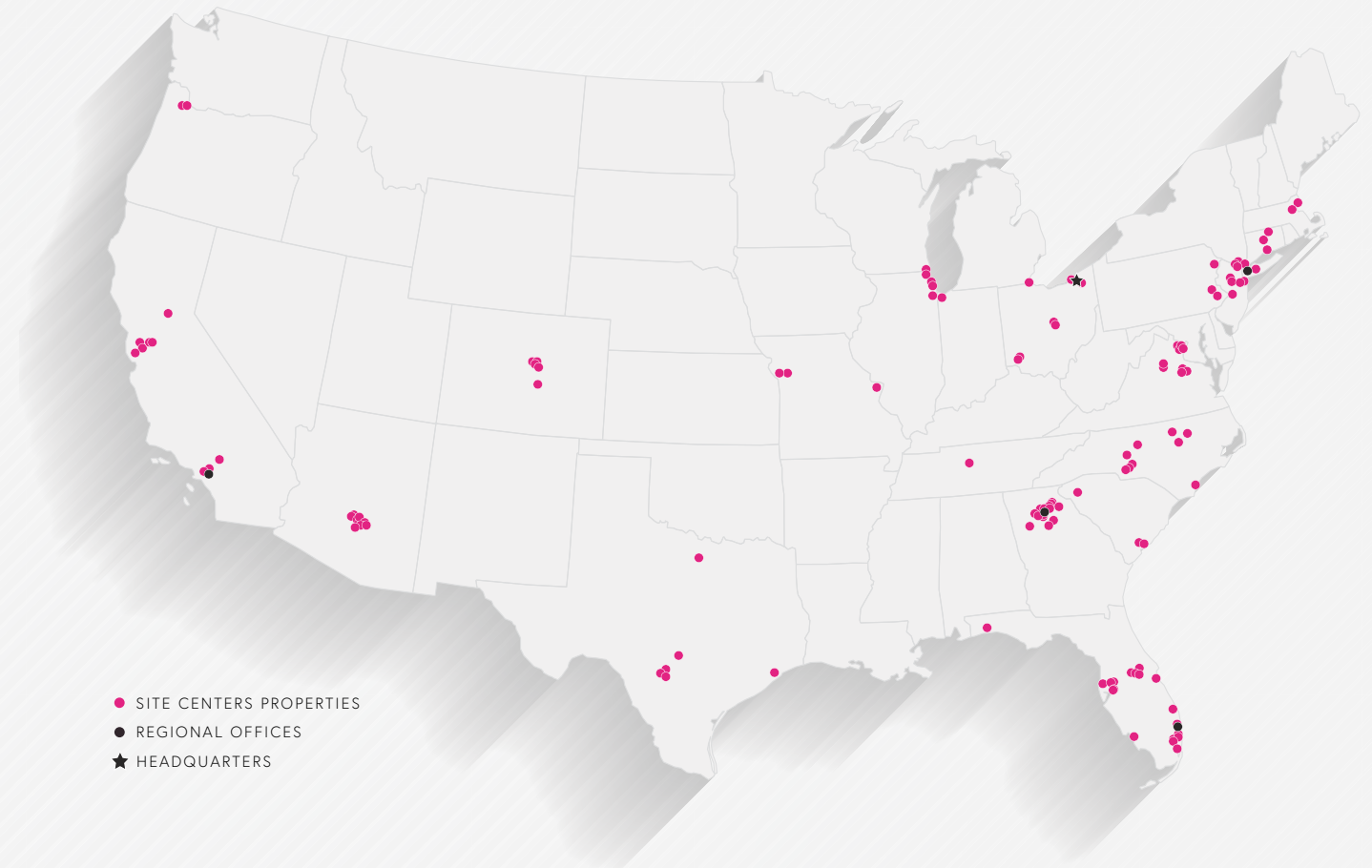
OUR SITES ARE SET ON THE FUTURE

SITE Centers is a self-administered and self-managed real estate investment trust (REIT). The Company's mission is to provide sustainable growth to stakeholders by owning and operating open-air shopping centers in suburban, high household income communities.

SITE CENTERS

SITE Centers is publicly-traded on the New York Stock Exchange under the ticker symbol SITC and strives to deliver total shareholder returns through earnings and cash flow growth, a sustainable dividend and a strong balance sheet that is well positioned through various economic cycles. SITE Centers believes the following serve as cornerstones for the execution of its strategy:

- Maximization of recurring cash flows through strong leasing and core property operations;
- Growth in Company cash flows through capital recycling, especially the redeployment of capital from mature, slower growing assets into acquisitions that offer greater prospects for growth in property-level cash flows;
- Enhancement of property cash flows through creative, proactive tactical redevelopment efforts that result in the profitable adaptation of site plans to better suit retail tenant and community demands;
- Risk mitigation through continuous focus on maintaining prudent leverage levels and average debt maturities, as well as access to a diverse selection of capital sources, and
- Sustainability of growth through a constant focus on relationships with key stakeholders including employee, community and investor constituencies.



RECOGNITIONS



AT A GLANCE

27M SF

GROSS LEASABLE AREA (AT 100%)

101

WHOLLY-OWNED PROPERTIES

18

JOINT VENTURE (JV) PROPERTIES

95.4%

LEASED RATE

267

EMPLOYEES NATIONALLY

Note: All figures as of December 31, 2022

MATTERS OF FACT

At SITE Centers, we pride ourselves on fostering an inclusive work culture that is centered on valuing Fearlessness, Authenticity, Curiosity and Thoughtfulness. Collectively, these core values make up our Matters of FACT, the guiding principles that drive our day-to-day operations and reflect the moral code and behaviors that exist in our passionate, hardworking and dedicated employees.

FEARLESS

The retail real estate industry is evolving, and we are evolving with it. We fearlessly embrace new trends and explore new avenues for growth, without allowing the prospect of failure to keep us from trying something new.

AUTHENTIC

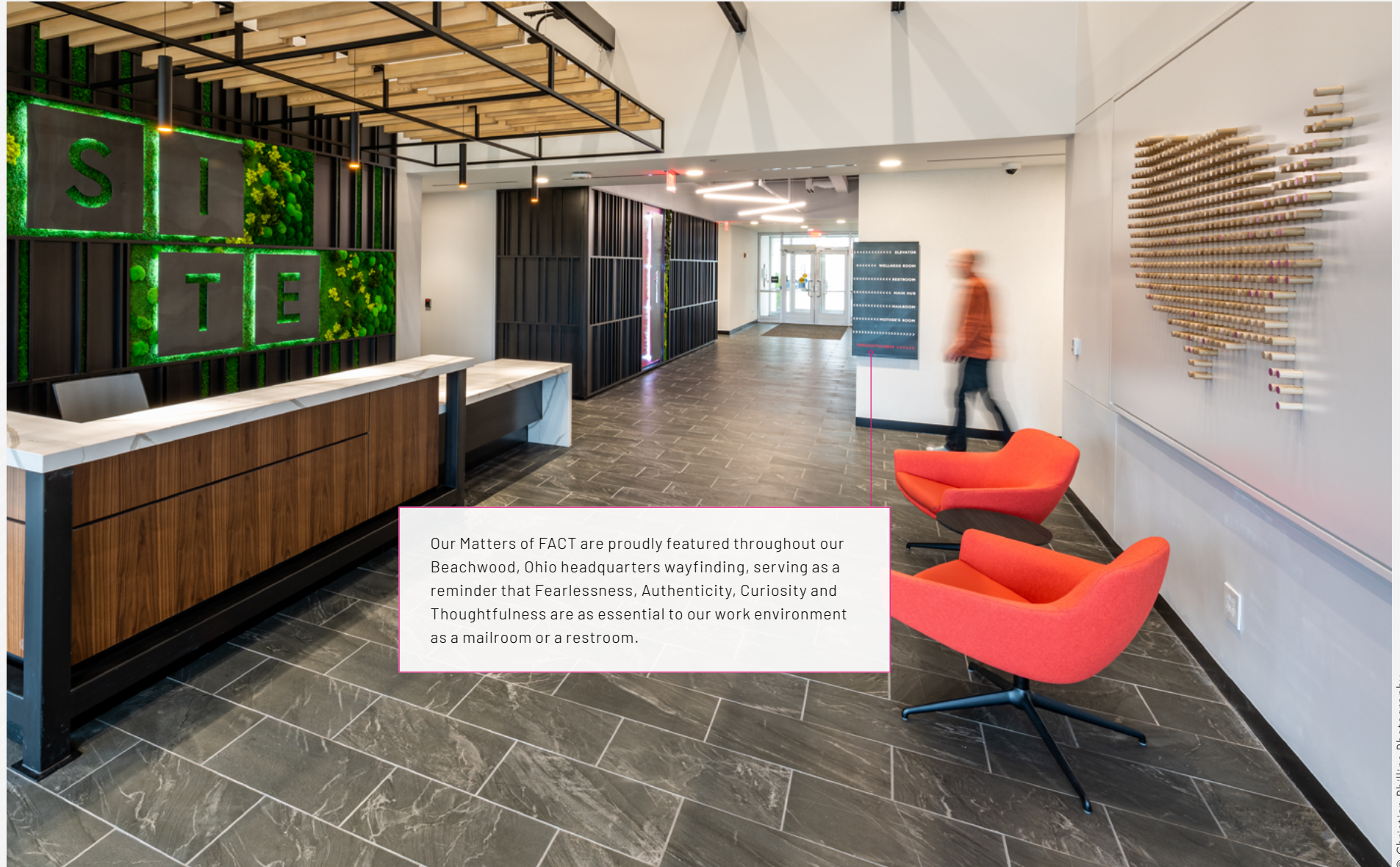
We strive to be true to ourselves, both as a company and as individuals. Our employees are encouraged to express their opinions and share their ideas at all levels of the organization.

CURIOUS

We are constantly looking for new and innovative methods of growth. Our team members are eager to learn and we are committed to providing them with the tools they need to grow.

THOUGHTFUL

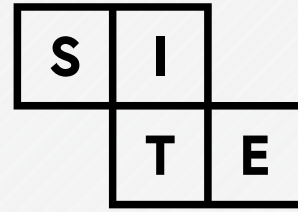
We give a lot of thought to everything we do, from our pioneering business solutions to how best to give back to our communities. We are conscious of our actions and give due consideration to any decisions we make.



Our Matters of FACT are proudly featured throughout our Beachwood, Ohio headquarters wayfinding, serving as a reminder that Fearlessness, Authenticity, Curiosity and Thoughtfulness are as essential to our work environment as a mailroom or a restroom.

© Christian Phillips Photography

KEY STAKEHOLDERS



EMPLOYEES



© Cody York Photography

Manage our Company consistent with our core values (Matters of FACT) highlighted by our support of physical and mental wellness, inclusion, professional development and career pathing, and attention to a work-life balance

COMMUNITIES

TENANTS, PATRONS, RESIDENTS, MUNICIPALITIES, VENDORS, CONTRACTORS



Reinforce our commitment to our communities by operating our properties in a best-in-class manner and supporting local and regional efforts and initiatives that further the growth and general health of our constituents

INVESTORS

DEBT, EQUITY & PREFERRED EQUITY INVESTORS, JOINT VENTURE PARTNERS



Prioritize transparent financial, operating and sustainability reporting while maintaining prudent balance sheet metrics

MATERIALITY ASSESSMENT

SITE CENTERS REGULARLY DISCUSSES ENVIRONMENTAL, SOCIAL AND GOVERNANCE ISSUES WITH ITS STAKEHOLDERS IN ORDER TO DETERMINE THE MOST MATERIAL ESG CONSIDERATIONS TO OUR BUSINESS.

Although the relative materiality of any single consideration may evolve from year to year, our stakeholders have generally identified these initiatives as being the most material to our business.

Our internal ESG Steering Committee therefore evaluates these objectives throughout the year to promote their prominence in our operations and to develop targets and implementation procedures to meet our core business objectives.

ENVIRONMENTAL FOCUS



- Climate Change
- Sustainable Building Practices
- Energy Efficiency
- Water Efficiency
- Waste Management

SOCIAL OBJECTIVES



- Tenant Engagement
- Community Engagement
- Good Employer Practices
- Health & Safety

GOVERNANCE & ETHICS



- Governance
- Transparency in Reporting
- Ethical Business Practices

SUSTAINABILITY GOVERNANCE & REPORTING PROCESS

IN 2022, SITE CENTERS REORGANIZED ITS ESG STEERING COMMITTEE UNDER THE LEADERSHIP OF THE COMPANY'S CHIEF FINANCIAL OFFICER.

The ESG Steering Committee consists of senior members from the Company's property management, construction, human resources, technology, investment management, internal audit, corporate branding and legal departments. Committee members are assigned to environmental, social and governance subcommittees which meet and communicate throughout the year in order to identify and pursue the Company's ESG initiatives and discuss the Company's related disclosures. The Company's ESG initiatives are periodically discussed with the Nominating and ESG Committee of the Board of Directors at its quarterly meetings.

In 2022, the Company performed a readiness assessment regarding its current data collection and reporting processes with respect to Scope 1 and Scope 2 emissions, water consumption and waste management. The Company expects to remediate any areas identified in the assessment in order to align with the proposed SEC climate disclosure rules, the Greenhouse Gas Protocol and the Global Real Estate Sustainability Benchmark (GRESB) standards with the goal that any future attestation of these matters will be unqualified.

EXECUTIVE SPONSOR



CONOR FENNERTY
EVP, CFO & TREASURER

ENVIRONMENTAL



JACQUELINE GALLAGHER
SUSTAINABILITY DIRECTOR

JOE CHURA
SVP OF PROPERTY OPERATIONS

RICHARD FORREST
VP OF PROPERTY MANAGEMENT

MORIAH NEVIUS
PROPERTY MANAGER

CHRIS REVILLE
DIRECTOR OF CONST/DEV

JENN WATTENHOFER
BUSINESS ANALYST II

SOCIAL



LORI PARSONS
VP OF HUMAN RESOURCES

MORGAN BLANK
DIRECTOR OF SHOPPING CENTER MARKETING

DEANNA LELLI
VP OF LEASING

ALYSSA MARTIN
SENIOR RECRUITER

ERIC METZUNG
SENIOR DIRECTOR OF FUNDS MANAGEMENT

KURT PETTIT
VP OF CORPORATE BRANDING

GOVERNANCE



AARON KITLOWSKI
EVP, GENERAL COUNSEL & SECRETARY

KRISTY BENZ
SENIOR DIRECTOR OF AUDIT SERVICES

KIM SCHARF
SVP OF INFORMATION TECHNOLOGY







Environmental.

A VISION FOR A MORE SUSTAINABLE TOMORROW

At SITE Centers, we take a proactive approach to sustainability by focusing on reducing our carbon footprint and waste at the property level. We have identified four key areas of focus to improve the environmental footprint of our assets including:

1. Energy Efficiency of Our Properties
2. Water Conservation
3. Construction and Materials Recycling and Waste
4. Public and Green Transportation

PROPERTY-LEVEL GOALS*

PILLAR	FOCUS	GOAL	TARGET	YE 2022 STATUS
 ENERGY EFFICIENCY	LED Lighting	Convert all common area lighting to LED by end of 2024.	100% of Properties	55% Complete
	Cool and Green Roofing	Convert 80% of all flat surface, owned roofing to cool reflective or green roofing by 2025 and 100% by 2044.	100% of SF	63% Complete
	HVAC Unit Upgrades	Begin to track spending and potential energy savings from HVAC upgrades.	N/A	Complete
 WATER CONSERVATION	Sub-Meters	Ensure all Landlord-supplied buildings are sub-metered by the end of 2024.	100% of Properties	73% Complete
		Replace all analog meters with smart meters by the end of 2025.	100% of Properties	25% Complete
 CONSTRUCTION AND MATERIALS RECYCLING AND WASTE	Materials Recycling	Begin to track waste and materials recycled at redevelopment projects.	N/A	Complete
 TRANSPORTATION	Green and Public Transportation	Document green transportation by property and expand program where possible.	N/A	Complete

* Wholly-owned properties.



ACQUISITION EVALUATION & CONVERSION STRATEGIES

WHEN EVALUATING PROPERTY ACQUISITION OPPORTUNITIES, SITE CENTERS PERFORMS DETAILED INSPECTIONS OF THE PHYSICAL CONDITION OF THE ASSET TO EVALUATE OPPORTUNITIES TO IMPROVE THE PROPERTY'S ENERGY AND WATER EFFICIENCY.

Once acquired, we implement our energy strategies into our capital investment budget to minimize energy usage and maximize resource conservation.



HVAC CONTROL

- Exhaust Fans
- Rooftop Units
- Variable Frequency Drives
- Unit Heaters

MONITORING POINTS

- Security Systems
- Refrigeration Cases
- Critical Temperature
- Humidity & CO₂
- Trash Compactor

SUB-METERING

- Smart Water Meters

TRANSPORTATION

- Bike Racks

LIGHTING CONTROL

- Unoccupied, Employee and Customer Lighting Zones
- Parking Lot, Security and Signage

LANDSCAPING

- Vendor analysis of landscaping and potential water conservation opportunities

RECYCLING/WASTE

- Materials Recycling

BROADWAY CENTER TEMPE, ARIZONA | AUGUST 2022 ACQUISITION

1 DUE DILIGENCE

- 3rd party environmental report
- Radon testing
- Soil testing
- Perform technical building assessments for energy, water and waste
- Audit HVAC equipment

2 CLOSING

- Prepare energy plan
- Review water accounts & coordinate install of sub-meters (where applicable)
- Evaluate lighting systems for LED retrofit

3 POST-ACQUISITION

- Implement energy and water plan(s)
- Include SITE Centers green lease language in future tenant leases (where applicable)
- Assign new vendors to property subject to SITE Centers vendor code of conduct
- Provide tenant welcome package (SITE Centers contact info, tenant handbook, and Ravti information)

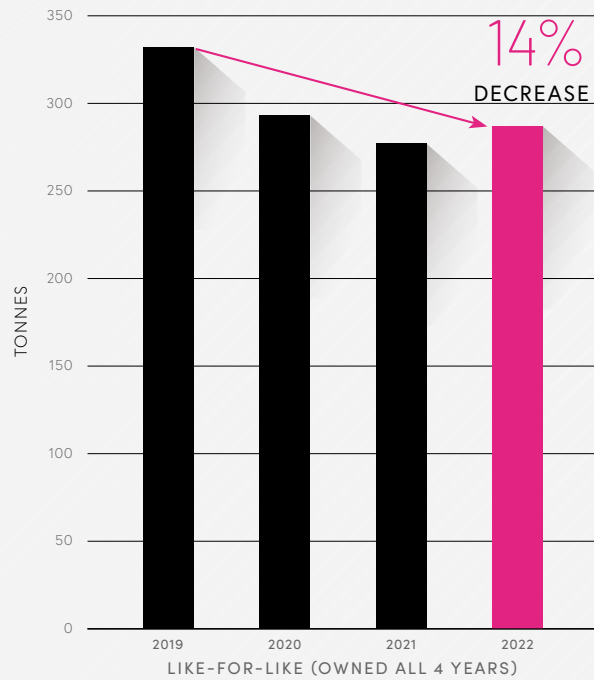


GREENHOUSE GAS EMISSIONS

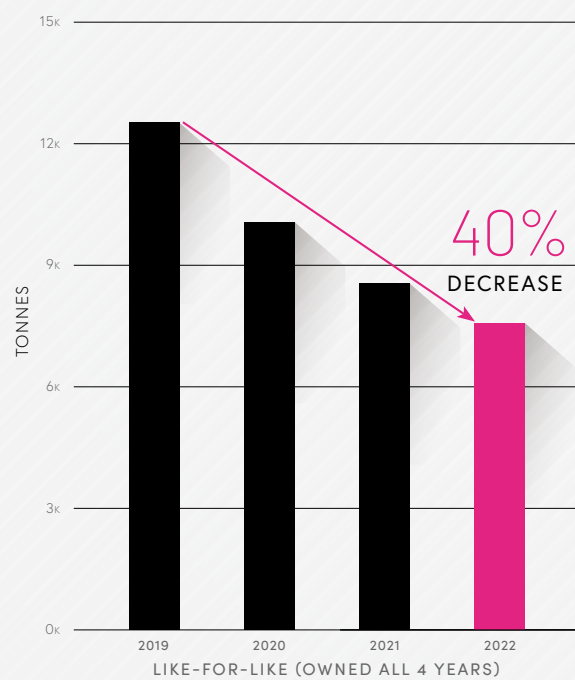
OUR APPROACH TO CLIMATE CHANGE

Historically, SITE Centers has aggregated our Scope 1 and Scope 2 emissions data. Beginning with this year’s report, we are calculating and separately reporting our Scope 1 and Scope 2 emissions data in accordance with the Greenhouse Gas Emissions Protocol (GHG Protocol). For this report, Scope 1 and Scope 2 emissions are from sources within our operational boundary and control and primarily relate to energy utilized at our offices and in the common areas of our shopping centers. We view Scope 1 emissions as those that are derived from vacant spaces and common area natural gas usage and Scope 2 emissions as those emissions derived from common area electricity. We do not currently inventory Scope 3 emissions.

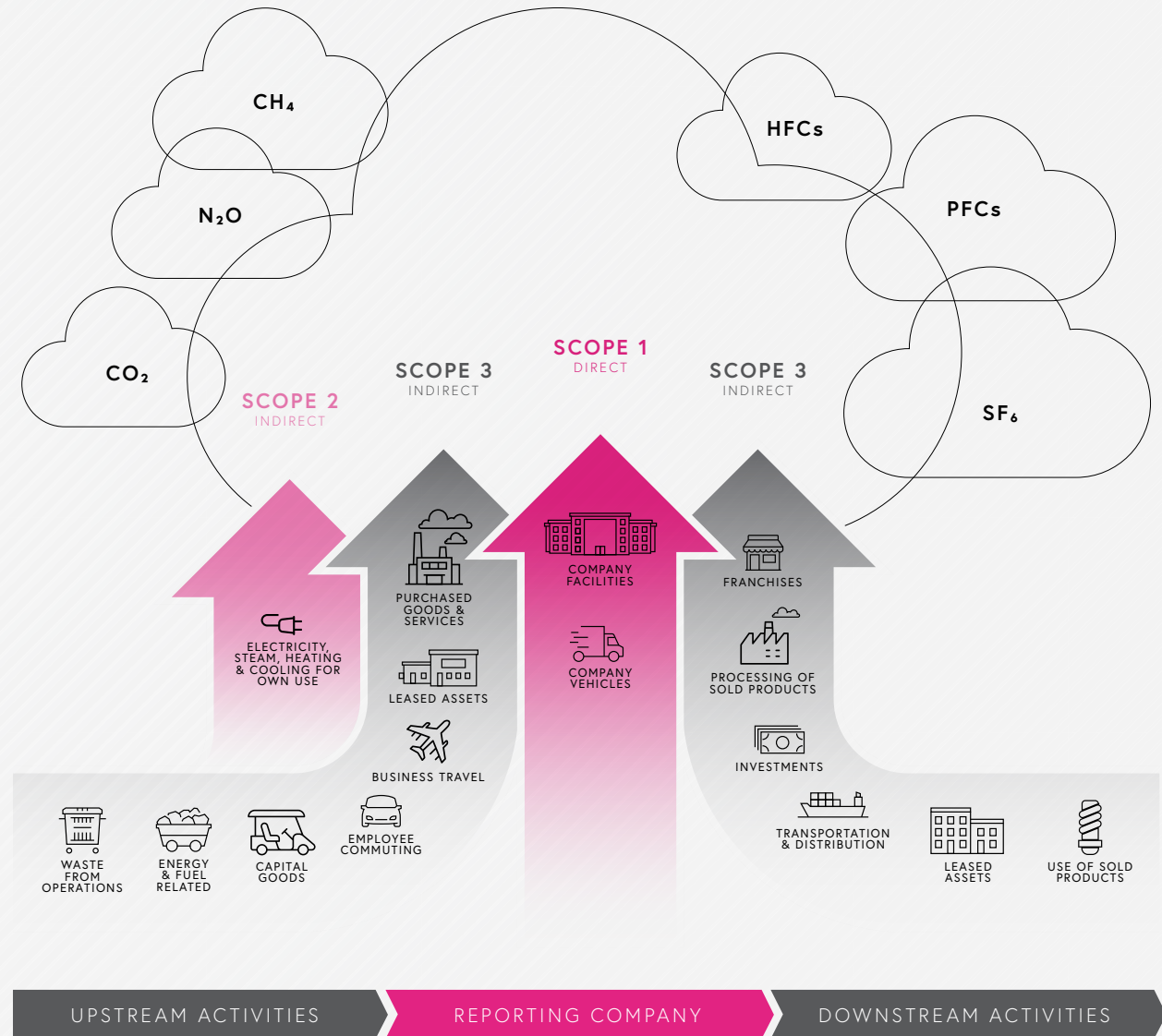
GHG SCOPE 1 (CO² MT)
WHOLLY-OWNED



GHG SCOPE 2 (CO² MT)
WHOLLY-OWNED



GHG PROTOCOL SCOPES AND EMISSIONS ACROSS THE VALUE CHAIN



* The EPA Simplified GHG Emissions Calculator was used to calculate these emissions.
Source: [1] GHG Protocol Corporate Accounting and Reporting Standard ("GHG Protocol")
Source: [2] Guide to Scope 3 Reporting in Commercial Real Estate



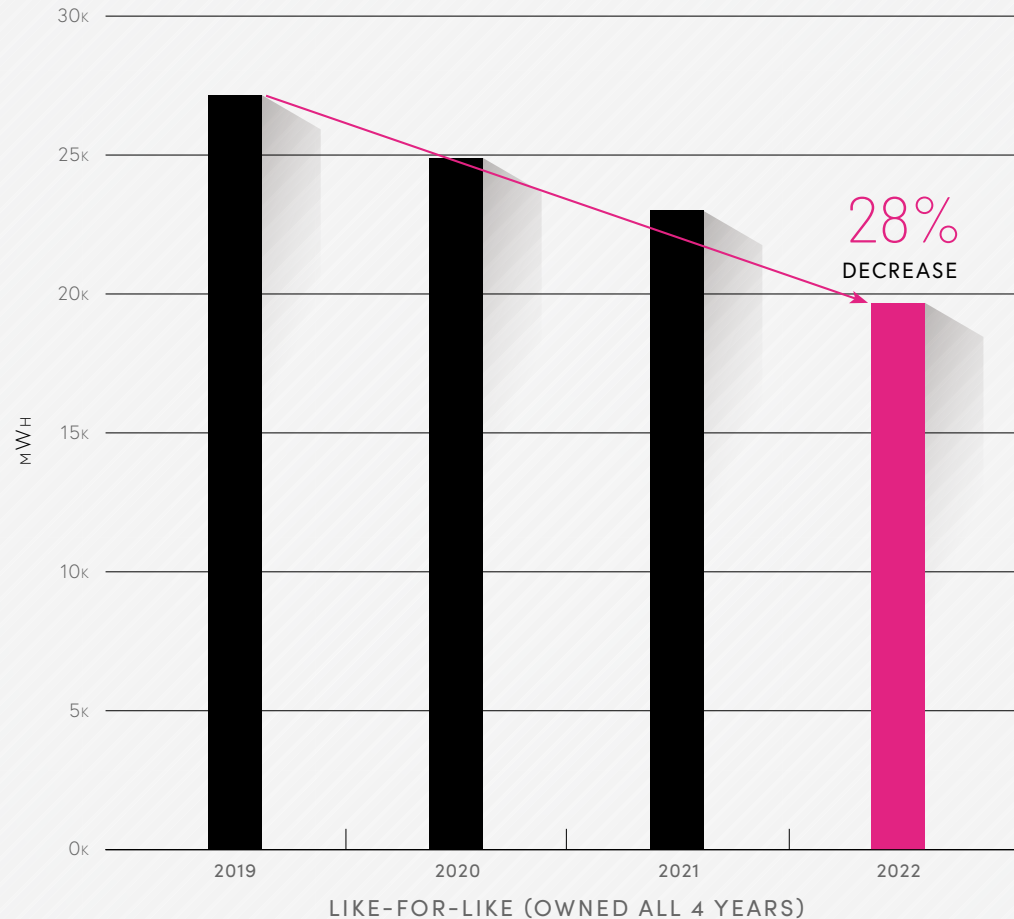
ELECTRICAL EFFICIENCY

COMMON AREA LIGHTING REPRESENTS THE MAJORITY OF LANDLORD CONTROLLED ELECTRICITY

SITE Centers' control of electricity is generally limited to common and exterior areas of our properties due to tenant control and the open-air and suburban nature of our business. As a result, one of our main efficiency focuses over the last 4+ years has been the continued rollout of LED lighting to all commons areas controlled by SITE Centers at wholly-owned properties. 74% of our parking lot lighting has been upgraded to LED since the start of this rollout in 2018 providing more efficient lighting and improved visibility for our patrons, retailers and communities.

Of our total common-area lighting, 55% has been upgraded to LED to date and we are on track to upgrade 100% of our lighting by year end 2024. As a result of this initiative, we have seen a 28% decrease in landlord controlled electrical usage since 2019 and we expect to see continued reduction in consumption as our LED project progresses.

LANDLORD ELECTRICAL CONSUMPTION WHOLLY-OWNED

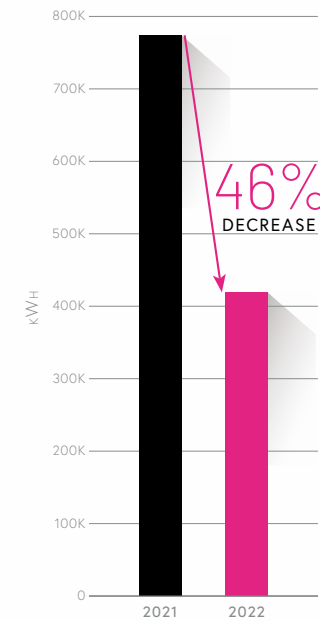


PROPERTY SPOTLIGHT

WHITE OAK VILLAGE

LED upgrades and lighting controls installed in 2021 resulted in significant savings year-over-year on exterior electricity usage.

ELECTRICITY SAVINGS



*Based on 12-month assumption. Source: <https://www.epa.gov/energy/greenhouse-gas-equivalencies-calculator>



COOL & GREEN ROOFING

DARK COLORED ROOFS CAN IMPACT THE ANNUAL MEAN AIR TEMPERATURE OF A CITY BY 2-5 DEGREES FAHRENHEIT.

White roof membranes have a high degree of reflectivity and allow for the sun’s rays to be sent back into the atmosphere versus being absorbed into the structure of the buildings. As a result, white reflective (or cool) roofing decreases overall heat within a building reducing cooling costs and HVAC usage for our tenants and peak summertime demand from local electrical grids. To aid in the mitigation of mean air temperature, SITE Centers has adopted a program to install white (cool) reflective roofs as part of any roof replacement project that takes place across the portfolio. When upgrading our roofing systems, we consider the existing R-value and look to improve those where applicable. As of year end 2022, 63% of the wholly-owned portfolio had white (cool) or green roofing with an additional 22% of wholly-owned properties expected to be converted by 2025 and the entire portfolio expected to be converted by 2044.

In Chicago, two of the Company’s wholly-owned properties, 3030 North Broadway and The Maxwell, both have green roofing which covers approximately 60,000 square feet of the roofing of these development projects. Green roofing reduces water run off by as much as 48% as well as provides a stable temperature range within 5 degrees Fahrenheit. In the cooler winter months, temperatures within green-roofed buildings are kept on average 10 degrees Celsius higher, thereby reducing heating and cooling costs throughout the year.

COOL & GREEN ROOFING

11.3MSF
WHOLLY-OWNED ROOFING

63%
OWNED ROOFING IS COOL OR GREEN

663KSF
INSTALLED IN 2022



3030 NORTH BROADWAY CHICAGO, ILLINOIS

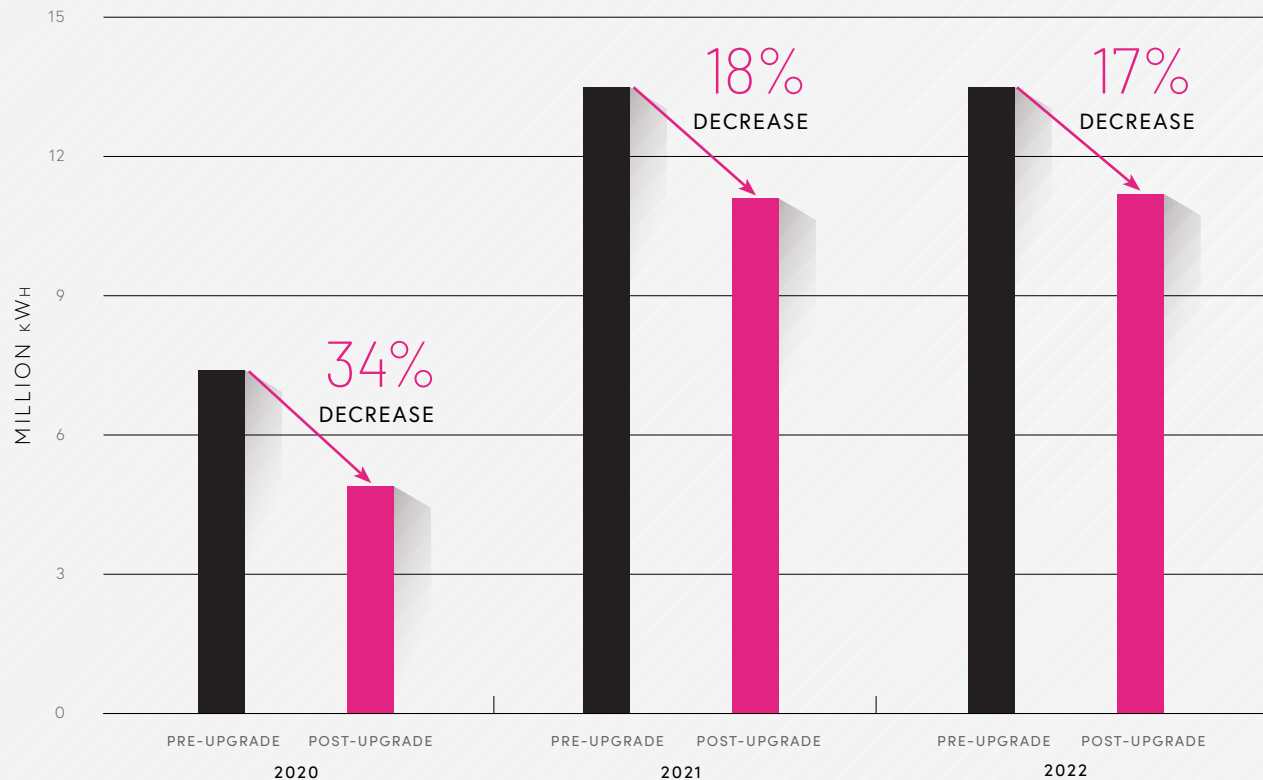


HVAC REFRESH PROGRAM

HVAC REPRESENTS A SIGNIFICANT PERCENTAGE OF TENANTS' ENERGY USAGE AND A LONG-TERM OPPORTUNITY.

Since 2020, SITE Centers has invested over \$9M upgrading HVAC units as part of tenant build-outs and redevelopment projects. The upgrade to new and more efficient units, representing 7,044 tons of cooling, significantly reduces energy usage from legacy units. In general, tenants are not required to report their energy usage or cooling costs to us and their SEER ratings of replaced HVAC units are not known in all cases. As a result, we utilize various assumptions in order to approximate the amount of energy savings from these upgrades. In a three-year lookback, upgraded HVAC units are estimated to have reduced energy usage annually by an average of 2.4M kWh (or a 21% energy reduction).

2020 - 2022 HVAC USAGE SUMMARY*



SAVINGS EQUIVALENCIES



CARBON SEQUESTERED BY

34

ACRES OF U.S. FOREST PRESERVED FROM CONVERSION TO CROPLAND IN ONE YEAR

GHG EMISSIONS FROM

1,140

GASOLINE-POWERED PASSENGER VEHICLES DRIVEN FOR ONE YEAR

CO₂ EMISSIONS FROM

11.8k

BARRELS OF OIL CONSUMED

646

HOMES' ELECTRICITY USE FOR ONE YEAR

GHG EMISSIONS AVOIDED BY

1,773

TONS OF WASTE RECYCLED AND DIVERTED FROM LANDFILLS

235k

PROPANE CYLINDERS USED FOR HOME BARBEQUES

623M

SMARTPHONES CHARGED

194k

INCANDESCENT LAMPS SWITCHED TO LEDS

*Based on 12-month assumption.

Source: <https://www.epa.gov/energy/greenhouse-gas-equivalencies-calculator>



RENEWABLE & NUCLEAR POWER

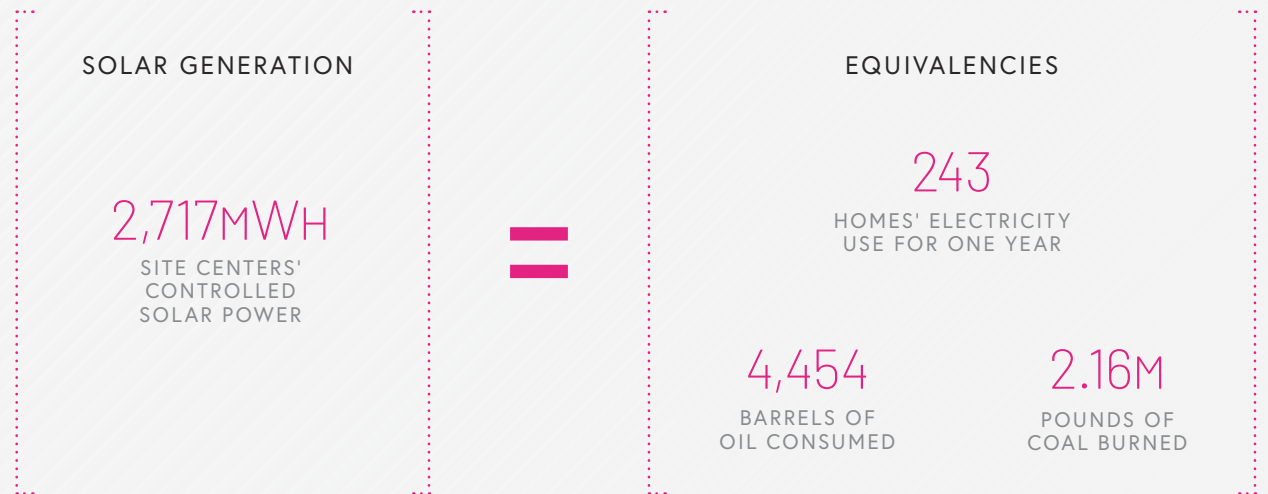
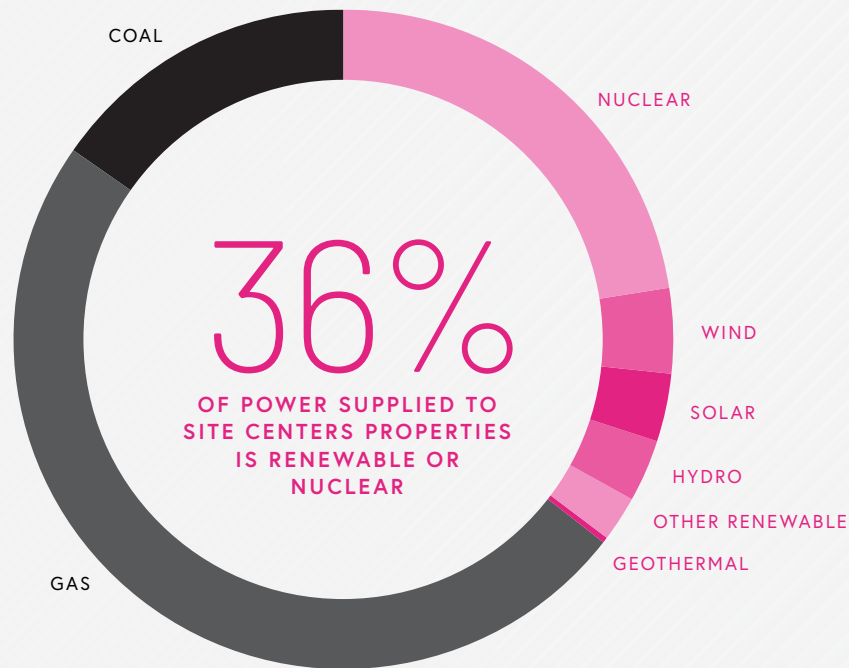
IN 2022, 36% OF LANDLORD CONTROLLED POWER AT OUR WHOLLY-OWNED PROPERTIES WAS RENEWABLE OR NUCLEAR POWER.

SITE Centers looks to source power at our properties via a variety of renewable energy programs and sources, where economically feasible and possible. Additionally, SITE Centers currently leases roof areas to accommodate over 308k SF (nine solar arrays) across our portfolio. These systems, which generate 2,717MWH, are utilized for common area systems, offloading to local power grids, and direct power to our tenants. Tenants also install and control their own solar systems with 163k SF of GLA utilized for tenant systems. We estimate that those systems generate 1,574MWH of solar power.



SHOPPERS WORLD FRAMINGHAM, MASSACHUSETTS

2022 WHOLLY-OWNED POWER SOURCING



*Based on EPA greenhouse gas equivalencies calculator



WATER WASTE & CONSERVATION

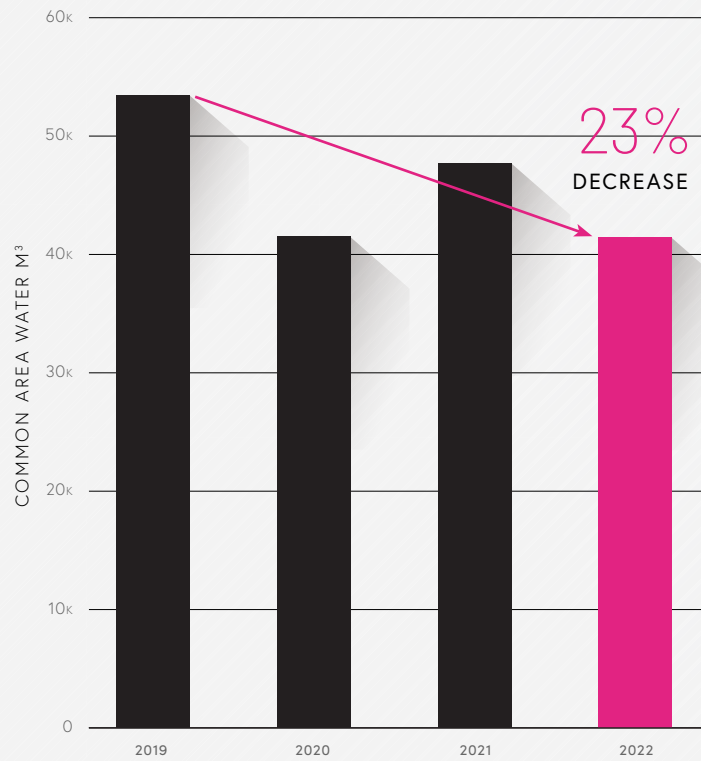
SUB-METERING ROLL OUT TO REDUCE WATER WASTE BY TRACKING LEAKS AND USAGE.

Water conservation and reduction is a significant focus for SITE Centers to eliminate waste and unnecessary costs. In 2020, the Company began the portfolio-wide roll out of smart sub-meters which track common area, as well as tenant use, with the project on track for completion by the end of 2025. In 2022, irrigation represented 95% of landlord controlled water usage

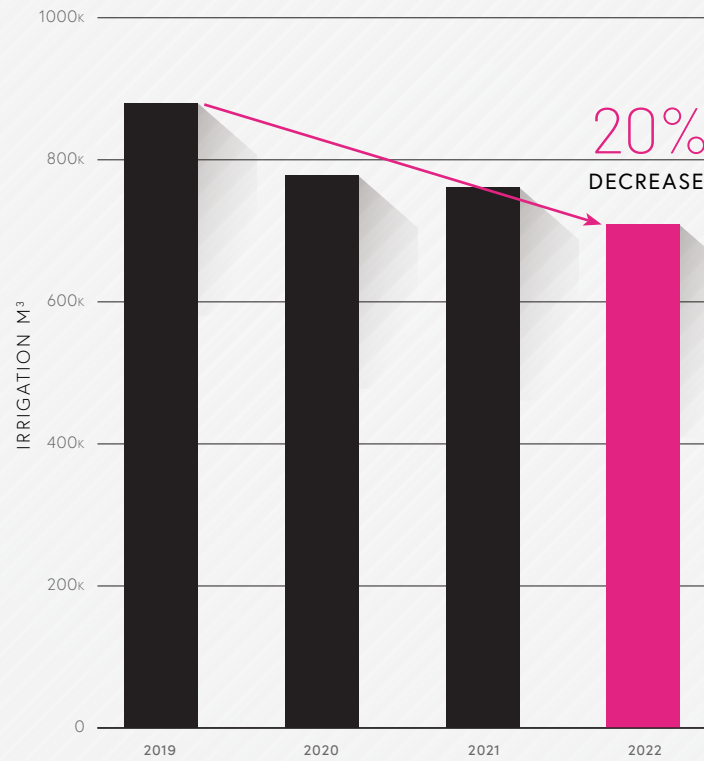
and smart sub-metering, along with additional conservation strategies including xeriscaping, rain water collection, drip irrigation installations, and native landscape, led to a 20% decrease since 2019. We are excited to grow these programs and actively implement the necessary strategies to further reduce common area water consumption.

LANDLORD WATER USAGE

WHOLLY-OWNED



LIKE-FOR-LIKE (OWNED ALL 4 YEARS)



LIKE-FOR-LIKE (OWNED ALL 4 YEARS)

*Irrigation is only for metered water usage.

PROPERTY SPOTLIGHT

WHITE OAK VILLAGE

Thanks to a NextCentury smart meter alert, a tenant with a running toilet had repairs made in one day. This saved between 7200 – 8640 gallons of water per day. This type of repair would have historically gone undetected for weeks or even months without a smart meter.

7.2 – 8.6K

GALLONS OF WATER SAVED PER DAY



DEER VALLEY TOWN CENTER PHOENIX, ARIZONA



WASTE & RECYCLING

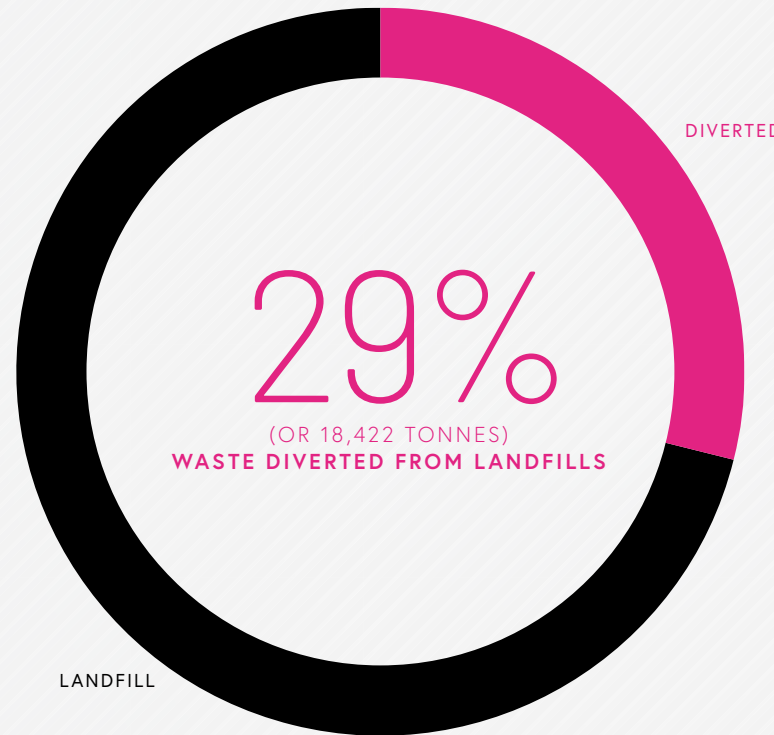
MAXIMIZING RECYCLING EFFORTS AND DIVERTING WASTE FROM LANDFILLS ARE KEY POINTS IN OUR OVERALL SUSTAINABILITY STRATEGY.

Landfills present many environmental hazards, including ground water contamination, air pollution and soil and land pollution.

SITE Centers recognizes the importance of minimizing contributions to landfills and executing management methods to maximize recycling and diversion of property-level waste. As such, we have implemented a waste strategy across the portfolio to track and reduce waste output of our tenants and common areas.

Understanding the materials being disposed of by our tenants helps us work with our waste providers and tenants to right-size property level waste programs and divert the maximum amount of our waste stream away from landfills. Whether it is through waste audits, right-sizing, or composting, we strive to find new and innovative ways to deal with all forms of waste and minimize the impact to the environment. During 2022, we diverted 29% (or 18,422 tonnes) of the waste generated by our tenants at our wholly-owned properties away from landfills. All waste generated by SITE Centers or our tenants is non-hazardous.

2022 WHOLLY-OWNED DIVERTED WASTE



CONSTRUCTION & MATERIALS RECYCLING

IN 2022, WE BEGAN TRACKING MATERIALS RECYCLING AT SIGNIFICANT CONSTRUCTION PROJECTS.

In 2022, SITE Centers commenced or completed three significant redevelopment projects with a total investment of almost \$25 million. These projects included the demolition of three buildings in the Boston, Portland and Denver MSAs. By tracking materials and waste, we were able to recycle over 250 tons of materials.



OUTPARCEL CONSTRUCTION AT SHOPPERS WORLD FRAMINGHAM, MASSACHUSETTS

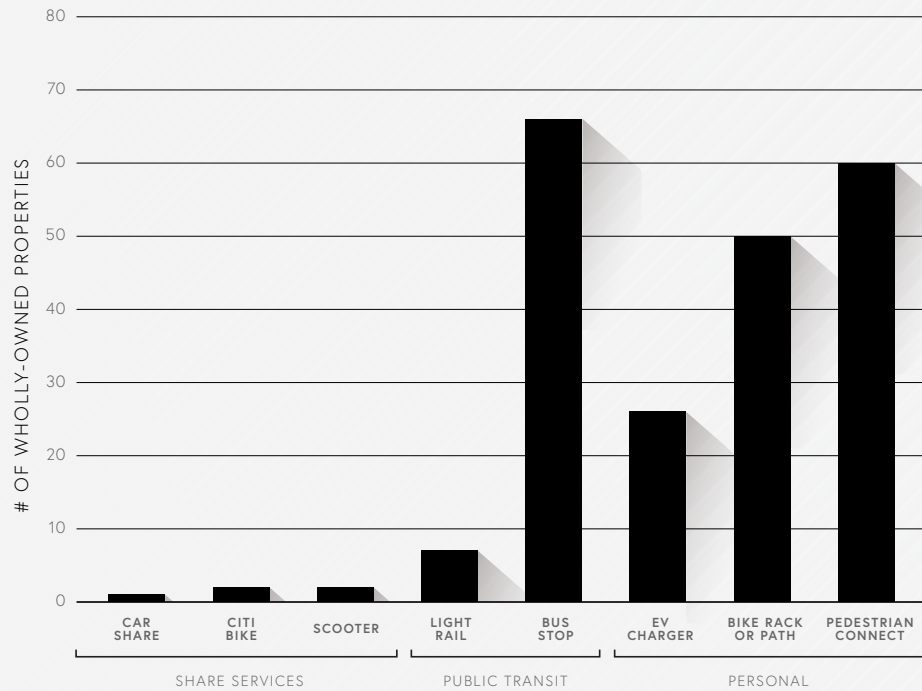


GREEN & PUBLIC TRANSPORTATION

IN 2022, WE SET OUT TO TRACK AND EXPAND UPON THE EXISTING GREEN AND PUBLIC TRANSPORTATION ACROSS OUR PORTFOLIO.

By facilitating access to various methods of green and public transportation, SITE Centers is contributing to the reduction of the overall carbon footprint of shoppers visiting our properties along with our tenants' employees. Whether through providing bike racks, proximity to a bus or transit stop or electric scooter storage and access, each of these transportation methods reduces fuel consumption and the environmental footprint of our real estate. We expect to continue to expand access where feasible going forward.

TRANSPORTATION TYPES





TASK FORCE ON CLIMATE-RELATED DISCLOSURES

THE FINANCIAL STABILITY BOARD (FSB) CREATED THE TCFD TO DEVELOP RECOMMENDATIONS ON THE TYPES OF INFORMATION THAT COMPANIES SHOULD DISCLOSE TO SUPPORT INVESTORS, LENDERS, AND INSURANCE UNDERWRITERS IN APPROPRIATELY ASSESSING AND PRICING A SPECIFIC SET OF RISKS—RISKS RELATED TO CLIMATE CHANGE.

CLIMATE CHANGE GOVERNANCE

In 2020, SITE Centers' Board of Directors renamed its Governance committee the Nominating and ESG Committee in recognition of the increasing importance of ESG matters to the Company and its stakeholders. This committee maintains a charter which specifies its ongoing responsibilities, including general oversight of the company's ESG initiatives and policies. As of December 31, 2022, the Nominating and ESG Committee consisted of three independent directors.

STRATEGY

SITE Centers' business could be impacted by both physical risks and policy changes relating to climate change. Climate change presents physical risks to our business in the forms of increased severity and frequency of weather-related events such as tornadoes, hurricanes, rising temperatures and sea levels. Many of our investments in recent years have been concentrated in areas which enjoy favorable demographics and population migration trends, including the Southeast and Southwest. The increasing concentration as well as the impact of climate change on these areas could impact the availability and cost of insurance and increase utility costs for us and our tenants. Although tenants typically reimburse our company for the cost of insurance premiums, increasing premiums could limit the amount our tenants are willing or able to pay in base rent to lease space from us.

On the policy front, future regulations could require that we use specific materials or equipment in new construction, require that we modify components or equipment in existing structures and/or impose various restrictions on our property operations. To the extent that our tenants share in any increased costs resulting from these items, it may impact the amount of base rent they are willing or able to pay to lease space from us.

RISK MANAGEMENT

In order to enhance resiliency and mitigate the risk of weather-related events to our properties, SITE Centers has specific policies and protocols around disaster preparedness, disaster response and post-disaster stabilization. SITE Centers reviews these policies annually and provides appropriate training to our operational staff. As part of our resiliency strategy, we have partnered with NOAA to become a WeatherReady Nation Ambassador. Under this partnership, SITE Centers is committed to making natural disaster preparedness a priority through tenant outreach efforts and engaging with our constituents and stakeholders.

We also aim to mitigate the impact of severe weather events on our business and operations by ensuring that our ongoing construction, major renovation and new construction projects meet or exceed local codes. This includes code requirements for high velocity wind zones (I90/I120), earthquakes, snow loads and other weather-related factors. Each project is analyzed to determine the appropriate codes and associated geographical risks to include measures that would reduce damages such as additional roof fasteners in corners and coping caps.

We also believe that certain of our recent property-level investments (including LED lighting, lighting control systems, white roofing materials and sub-metered irrigation systems) may help to mitigate the impact of any new regulatory requirements or operating restrictions that might be imposed in the future on the exterior components of our shopping centers. As outlined on Page 10, SITE Centers maintains an ESG Committee comprised of members of our senior management team to discuss initiatives to improve the sustainability of our shopping centers and the transparency of our ESG reporting to stakeholders.

SITE Centers also seeks to maintain adequate insurance in order to manage and mitigate the impact of climate risk on our business. We work closely with our third-party insurance broker to annually review the adequacy of our insurance coverage. These reviews often include "probable maximum loss" scenario modeling in order to estimate the amount of damage that might be sustained at our properties in connection with natural disasters of varying degrees of severity. Our insurance coverage also includes business interruption insurance which would help to offset the impact of lost tenant revenues during any rehabilitation or reconstruction period resulting from these events.

METRICS AND TARGETS

SITE Centers has adopted specific goals and initiatives with respect to the common areas and exterior elements of our shopping centers in order to reduce the impact of our properties on the environment. Specifically, SITE Centers is committed to projects to convert all remaining common area lighting to LED, to convert all remaining roof systems to white reflective roofing, to install smart meters for all remaining irrigation systems, and to the continued reduction of water usage in the common areas we control.



TCFD RISK ASSESSMENT

PHYSICAL RISKS			
RISK CATEGORY	EXPOSURE RISK (BY ABR)*	POTENTIAL IMPACT TO SITE CENTERS	RISK MANAGEMENT APPROACH
Hurricane and Typhoon Tropical storm winds more than 74mph	41% of SITE Centers' properties are located in areas with high or greater exposure to hurricanes and typhoons.	May cause physical damage to properties as well as disruption to tenant operations. Population may migrate away from high risk areas which would negatively affect desirability of these locations to tenants and customers. Higher building standards and forced improvements to existing properties, along with insurance availability and pricing, could be cost prohibitive for the Company and tenants.	SITE Centers maintains a geographically diversified portfolio which helps to minimize exposure to specific weather conditions and events. The Company's property management team follows protocols to prepare for severe weather events, including advanced communications with tenants and vendors, and evaluates roofing projects for resiliency improvements including additional roof fasteners and coping caps. SITE Centers also maintains insurance to mitigate the risk of physical damage and lost rental revenue resulting from severe storms.
Extreme Rainfall More than 100mm in 24 hours	30% of SITE Centers' properties are located in areas with high or greater exposure to extreme rainfall.	May cause physical damage to properties as well as disruption to tenant operations. Maintenance, repair and insurance costs could increase causing an increase in overall landlord and tenant operating costs. Population may migrate away from heavily impacted areas which would negatively affect desirability of these locations to tenants and customers. Local utilities could be forced to improve their infrastructure (underground versus above ground) causing higher rates and more frequent outages.	SITE Centers maintains a geographically diversified portfolio which helps to minimize exposure to specific weather conditions and events. The Company also maintains insurance to mitigate the risk of physical damage and lost revenue resulting from extreme weather conditions.
Water Stress Demand for water exceeds available resources	49% of SITE Centers' properties are located in areas with high or greater exposure to water stress.	May result in a drought leading to increased water costs and restrictions on water usage.	SITE Centers maintains a geographically diversified portfolio which helps to minimize exposure to specific weather conditions and events. The Company is pursuing various initiatives to reduce landlord water usage at properties including implementation of smart and sub-meters and conservation strategies for landlord controlled water including xeriscaping, rain water collection, drip irrigation and native landscaping.
Heat Stress Perceived discomfort and physiological strain from exposure to a hot environment	46% of SITE Centers' properties are located in areas with high or greater exposure to heat stress.	May result in higher utility usage and costs, more frequent power outages or limited power availability, and less traffic overall to properties during heat stressed occasions. HVAC units may be more expensive for tenants to operate and may require more frequent replacement at SITE Centers' cost. Population may migrate away from heat stressed areas which would negatively affect the desirability of these locations to tenants and customers.	SITE Centers maintains a geographically diversified portfolio which helps to minimize exposure to specific weather conditions and events. The Company also aims to lessen its impact on power grids by reducing its energy usage in common areas through initiatives like LED lighting and off-hour lighting controls, and investing in more efficient HVAC units and requiring tenant HVAC maintenance.
Wildfires Uncontrolled fires that burn in wildland vegetation	19% of SITE Centers' properties are located in areas with high or greater exposure to wildfires.	May cause physical damage to properties as well as disruption to tenant operations. Population may migrate away from impacted and high risk areas which would negatively affect the desirability of these locations to tenants and customers. The availability and cost of insurance for affected areas could be severely impacted.	SITE Centers maintains a geographically diversified portfolio which helps to minimize exposure to specific events. The Company's property management team follows protocols to prepare for severe conditions including advanced communications with tenants and vendors. SITE Centers also maintains insurance to mitigate the risk of physical damage and lost rental revenue resulting from fire.
Sea Level Rise Increase in oceans due to polar ice cap melt and severe rain events	1% of SITE Centers' properties are located in areas with high or greater exposure to sea level rise.	May cause flooding and physical damage to properties, disruption to tenant operations and necessitate physical improvements to drainage systems at our properties. Population may migrate inland away from impacted areas which would negatively affect the desirability of these locations to tenants and customers. The availability and cost of insurance for affected areas could be severely impacted.	SITE Centers maintains a geographically diversified portfolio which helps to minimize our exposure to regional and local conditions and events. SITE Centers maintains insurance to mitigate the risk of physical damage resulting from flood.

*Risk percentages are based on FEMA National Risk Indicator (hazards.fema.gov) and American Communities Project (americancommunities.org) and include properties located in "high" and "red flag" risk areas. ABR as of December 31, 2022.



TCFD RISK ASSESSMENT (CONTINUED)

TRANSITION RISKS		
RISK CATEGORY	POTENTIAL IMPACT TO SITE CENTERS	RISK MANAGEMENT APPROACH
New Regulations and Policy Frameworks	Existing operations as well as redevelopment projects impacted due to regulations to increase building energy efficiency, install EV infrastructure and limit pollution from storm water run off.	SITE Centers maintains a geographically diversified portfolio which helps to minimize exposure to local regulation and policy changes. The Company's Management and property management team track local, regional and national regulations to ensure that the Company's properties are in compliance with all existing and pending regulations. Additionally, SITE Centers invests significant capital in its properties to attempt to maximize building efficiencies.
Cost of Indirect Emissions	Building costs impacted due to soft and hard cost increases; consumer good input costs increase tightening tenant profit margins as well as impacting consumer discretionary and non-discretionary wallet availability.	SITE Centers invests significant capital in its properties to attempt to minimize operating costs. The Company also targets primarily national non-discretionary retailers that seek to operate in the wealthiest communities in the United States that are less impacted by input costs or changes in consumer spending patterns.
Shifting Population Market Preferences	Change in market or submarket desirability based on shifts in population growth forecasts.	SITE Centers maintains a geographically diversified portfolio which helps to minimize exposure to shifting population market preferences. Additionally, the Company has concentrated its portfolio in submarkets with top tier infrastructure, including education offerings, significant employment opportunities and long-term supply and demand characteristics.
Reputation Risk	<p>Lower amounts of capital (debt and equity) available for companies not meeting certain ESG frameworks.</p> <p>Tenants look to concentrate locations in properties that have more efficient building operations.</p>	SITE Centers invests significant capital in its properties in an attempt to maximize operating efficiencies and minimize operating costs for tenants. Additionally, the Company's active ESG program and sustainability initiatives are integrated into board and management discussions and initiatives.

*Risk percentages are based on FEMA National Risk Indicator (hazards.fema.gov) and American Communities Project (americancommunities.org) and include properties located in "high" and "red flag" risk areas. ABR as of December 31, 2022.

CASE STUDY: PROJECT HOMEBASE HQ RENOVATION & ENVIRONMENTAL UPGRADES

2022 SAW THE COMPLETION OF MULTIPLE PHASES OF THE YEARS-LONG RENOVATION OF OUR BEACHWOOD, OHIO CORPORATE HEADQUARTERS, WHICH WE INTERNALLY REFER TO AS *PROJECT HOMEBASE*.

THE INITIAL PHASES OF THE PROJECT KICKED-OFF IN 2019 WITH DESIGN PLANS FOCUSED NOT ONLY ON A MORE MODERN AND MORE COLLABORATIVE PHYSICAL WORK ENVIRONMENT FOR OUR EMPLOYEES, BUT ALSO ON THE CENTRAL TENET OF RENOVATING THE BUILDINGS TO BE MORE ENVIRONMENTALLY SUSTAINABLE.

LEED CERTIFICATION

One of the main goals of Project Homebase was to improve the energy efficiency of the buildings and eventually achieve a LEED certification. LEED certification is determined by the buildings' efficiency, cost effectiveness, and environmental sustainability by reducing carbon emissions, energy, and waste, as well as conserving water and prioritizing safer materials with lower exposure to toxins. Our corporate headquarters is currently under evaluation for LEED Silver certification.

ENERGY STAR RATING

At the time of completion, the SITE Centers headquarters renovation received an Energy Star Rating of 97. Energy Star Ratings are from 1-100 with 100 being the best and 75 or greater considered a top performer.

ENERGY MODEL COMPARISON

Using the 2030 Greenhouse Gas Emission Comparison Model, the renovated headquarters reduces greenhouse gas emissions by 800,000 lbs per year. The equivalent reduction in greenhouse gas emission equates to:

- Diverting 125 tons of waste material from landfills
- 77.9 passenger cars not driven for one year or 896,964 miles not driven at an average of 22mpg
- 40,661 gallons of gas consumed by cars
- 13,996 incandescent lightbulbs changed to LEDs or 350 houses converted
- Heating 45.5 homes per year
- Charging a smart phone 43,956,495 times

REDUCING OUR CARBON FOOTPRINT

The reduction of the headquarters' carbon footprint translates directly to cost savings. Specifically, the project has a 20.71% energy cost improvement over a similar project that only meets minimum building code requirements. For every \$1.00 spent to heat/cool and illuminate a building meeting minimum building code requirements, SITE Centers spends \$0.80, like-for-like.

Additional features that not only reduce our emissions but also the cost to shareholders include:

- New low-flow plumbing fixtures and hot water heater recirculation on each floor
- LED lighting throughout
- Enhanced lighting control system that monitors energy use of the lighting, which includes daylight harvesting, occupancy sensors, dimmable lighting, and plug loading (occupancy sensors to turn off outlets in the work areas when unoccupied)
- New, more efficient HVAC RTUs and VAVs
- New HVAC control system for improved energy management for the whole campus (buildings, garages, and boilers)
- Improved insulation and air distribution ducts, including spray foam insulation on all perimeter walls to insulate and create air barrier for an improved building envelope
- New, white TPO reflective roof with added coverboard insulation

SITE Centers headquarters renovation received an Energy Star Rating of 97 out of a possible 100



© Christian Phillips Photography

Social.

SEEING VALUE THROUGH ENGAGEMENT

Our four core values: Fearless, Authentic, Curious and Thoughtful, which we refer to as our Matters of FACT, are ingrained in every aspect of SITE Centers' business. These principles not only drive our day-to-day operations and corporate culture, but serve as a guidepost for our daily interactions with our employees, our partners, our shopping center tenants, and the communities in which we work and operate.

FACT FORWARD

SITE CENTERS CELEBRATE
RECOGNITION AWARDS

EMPLOYEE SATISFACTION & ENGAGEMENT

AT SITE CENTERS, WE PRIDE OURSELVES ON FOSTERING A RESPECTFUL, ENGAGING WORKING ENVIRONMENT THAT ALLOWS OUR PEOPLE TO THRIVE.

Our employees are the cornerstone of our business, and we provide them with a comprehensive benefits package that delivers the greatest combination of quality, choice, and value. All of our full-time employees are eligible for benefits that include, but aren't limited to: basic and voluntary life insurance, AD&D, three different medical plan options, short and long-term disability, accident insurance, 401K company matching, flexible spending, commuter benefits, legal services plan, summer hours, paid time off, hybrid workplace policies, and parental, military, and personal leave.

One of the many ways we ensure that we are maintaining an elite workplace culture is by partnering with Gallup to conduct an annual employee engagement survey. Overall, our 2022 employee satisfaction score was 92%, which reflects a 2% increase over 2021. Our grand mean engagement score of 4.38 sits at the 73rd percentile of Gallup's database.

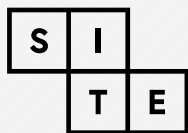
ENGAGEMENT

GALLUP®

92%
EMPLOYEE SATISFACTION RATING

11%
INCREASE IN ENGAGEMENT OVER 2021

TENURE



52%
EMPLOYEES WITH 10+ YEARS TENURE

11.75
AVERAGE EMPLOYEE TENURE YEARS



EMPLOYEE TENURE SPOTLIGHT

CATHY LAWRENCE
CAPITAL EXPENDITURE PAYABLES SPECIALIST
31 YEARS OF SERVICE

"I love my job! This is truly my second home. With all the improvement to the buildings, technology upgrades, clean beautiful working environment, café, and gym with classes, this is truly the PERFECT WORKPLACE! Who wouldn't want to work here?"

© Cody York Photography

EMPLOYEE SATISFACTION & ENGAGEMENT

AT SITE CENTERS, WE PRIDE OURSELVES ON FOSTERING A RESPECTFUL, ENGAGING WORKING ENVIRONMENT THAT ALLOWS OUR PEOPLE TO THRIVE.

In 2022, as a result of prior years' survey responses related to employee recognition, SITE Centers began awarding select employees with the quarterly "FACT Award," which is a peer-nominated commendation recognizing individuals who exemplify our core values of Fearlessness, Authenticity, Curiosity, and Thoughtfulness. The three quarterly winners are celebrated with a badge added to their email signature, their name displayed on dedicated wall space at our corporate headquarters, and unique prizes at the end of the year.



FACT AWARD HONOREE SPOTLIGHT

JOSÉ RIVERA
SYSTEMS SUPPORT SPECIALIST II
2Q22 FACT AWARD RECIPIENT

"Having started as an intern and continued as an employee, I have had the pleasure of working with SITE Centers for many years. I feel honored to be a part of this company and to have the opportunity to assist with its business needs and support fellow employees."

© Cody York Photography

BOOMERANG EMPLOYEES

AT SITE CENTERS, WE BELIEVE OUR EMPLOYEES ARE THE FOUNDATION OF OUR BUSINESS.

We strive to maintain an exceptional workplace culture and offer a comprehensive benefits package as a reflection of this belief. When a position becomes available at our Company, we have found that many former employees would like to return to SITE Centers, either in similar or new roles. These returning “boomerang employees” cite such specific reasons for their return as our competitive benefits and pay, our flexible workplace policies, our best-in-class technology and resources, and the inimitable relationships they have forged here.

21%

2022 HIRES PREVIOUSLY EMPLOYED AT SITE CENTERS



© Cody York Photography

SHAWN CORSETTI
ASSISTANT PROPERTY MANAGER

“I was eager to rejoin SITE Centers because of the collaboration, growth, and resources provided to the employees. The ability to obtain metrics or documentation on a wide range of subjects is second-to-none. Connecting with other departments for additional resources and guidance is welcomed. I believe that SITE Centers wants not only the company, but myself to succeed.”



© Cody York Photography

CHAD FLOWERMAN
SENIOR COLLECTIONS SPECIALIST

“After working at SITE Centers for 9 years, the faces I saw daily became like family. When I saw an opportunity to come back, I felt like I was coming home. I’ve picked up where I left off and gained valuable knowledge and experience in between.”



© Cody York Photography

ERIC NEWLAND
SENIOR MANAGER OF ARCHITECTURAL DESIGN

“I came back because of the people! I missed working alongside an incredibly talented, fun, and professional group of coworkers. The corporate culture champions my personal growth, values work-life balance, and provides all the tools necessary for success. Corporate leadership is approachable, brilliant, humble, and laser-focused on our mission and corporate values.”



© Cody York Photography

HENRY SUAREZ
ASSISTANT PROPERTY MANAGER

“In September 2017, I was working for SITE Centers in Puerto Rico when Hurricane Maria decimated the island. SITE Centers stepped up and sent every employee supplies and help. They treated us like family. With this gesture they showed me the kind of company I was working for. I will always be grateful to be part of this special organization. This is just one of the many reasons I always wanted to return to work for SITE Centers.”

TRAINING & DEVELOPMENT

In 2022, we offered two company-wide training programs to help align our corporate values with everyday opportunities in the workplace. The first, "Building a Culture of Trust," allowed our employees the chance to explore the ways they can contribute to build a more inclusive, rewarding work environment. The second series allowed for different training opportunities dependent on the attendees' responsibilities. While the majority of employees were encouraged to attend "Own Your Own Career Growth," which focused on identifying individual development paths and objectives, managers were simultaneously attending "A Manager's Guide to Career Development Conversations." This two-pronged approach allowed for better communication and alignment on career development between managers and their team members.

Additionally, SITE Centers continues to offer corporate and individual training programs and workshops specific to employees' needs to support their career journey within the company. Through presentations, courses, seminars, professional development sessions, and internally and externally hosted conferences, our employees have numerous opportunities to further their knowledge and skill sets to have not just a job, but a fulfilling career at SITE Centers. Our primary external partners to support specific soft and technical skills development include Institute Management Studies (IMS) and Kent State University Office of Professional and Corporate Development. For instance, in the fall of 2022, we hosted Beginner, Intermediate, Advanced and Macro Excel Training where 86 employees were able to immerse themselves in the features of the program and immediately apply what they learned to their jobs.

SITE Centers also offers tuition reimbursement and professional certification programs as an additional means of showing our commitment for employees to furthering education, pursuing educational opportunities and skill-enrichment programs through colleges, universities, professional associations and other recognized associations that provide continuing education.

2022 AT A GLANCE

18%

INCREASE IN TRAINING HOURS PER EMPLOYEE OVER 2021

7,924

TOTAL TRAINING HOURS

28.13

TRAINING HOURS PER EMPLOYEE

\$22K

TOTAL INVESTED IN EMPLOYEE TUITION REIMBURSEMENT

TUITION REIMBURSEMENT SPOTLIGHT

YULE BARON
SERVICE TECHNICIAN & FACILITIES
MANAGEMENT ANALYST
RECENT DEGREE RECIPIENT

"SITE Centers' tuition reimbursement program serves as an excellent avenue to pursue further education. I was able to obtain two degrees and a certificate of proficiency that have proven invaluable to my personal and professional development. It's encouraging that SITE Centers promotes and supports employee development in this way."





© Cody York Photography

SUPPORTING LOCAL ARTISTS

SITE CENTERS PARTNERED WITH GRAFFITI HEART, A NOT FOR PROFIT ORGANIZATION THAT COMMISSIONS ASPIRING AND ACCOMPLISHED ARTISTS WITH CLIENTS LOOKING TO INJECT COLOR AND ACTIVATION INTO ANY SPACE.

Founded in 2013, Graffiti HeArt develops opportunities for graffiti and street artists to create art installations with donors looking to add color to any canvas. Their commissions not only beautify and inspire, they also help fund art education scholarships and urban development projects in various Cleveland communities. SITE Centers worked with local graffiti and tattoo artist, Vic Ving, to create an original mural which represents the regions and communities that our shopping centers serve.



CHARITABLE CONTRIBUTIONS

OUR CORPORATE GIVING AND VOLUNTEER PROGRAMS ARE DESIGNED TO EMPOWER OUR EMPLOYEES TO GIVE BACK TO THEIR COMMUNITIES IN WAYS THAT MOST INTEREST THEM.

Throughout 2022, our employees continued to embrace our YOUNity program, a peer-led initiative which exists to support our employees' commitment to making a difference in the communities where they live and work. The program streamlines our corporate gifting and donation strategies, promotes both individual and cross-functional volunteer opportunities, organizes Company-wide charitable giving events, and manages the relationship with our corporate partner, Ronald McDonald House Charities. Additionally, SITE Centers supports our employees' charitable efforts through our gift matching program (up to \$500/year/employee) and Community Impact Days, which allow employees to volunteer for charitable or community-oriented organizations for up to two, paid, eight-hour workdays each year.

In 2022, our YOUNity team took the initiative to spearhead a new, ground-up program for Ronald McDonald House Charities of Northeast Ohio (RMHCNEO). Based on the experience of our New-York-based employees with the "Helping Hands Volunteer Program" at RMHC New York in 2021, during which they worked to assemble 150 breakfast and welcome bags for House families, a group of employees from our Beachwood headquarters worked with members of the RMHCNEO team to initiate a pilot program for the House's plans to launch the breakfast bag program across their footprint. Overall in 2022, RMHCNEO delivered 2,264 breakfast bags to families, and the initiative has become a permanent facet of their meal program.



© Cody York Photography

2022 AT A GLANCE

\$206k

DONATED IN 2022

\$28k

RAISED THROUGH EMPLOYEE GIFT MATCHING

421

VOLUNTEER HOURS

160

CHARITABLE ORGANIZATIONS SUPPORTED



DIVERSITY, EQUITY & INCLUSION

SITE CENTERS IS CONTINUOUSLY STRIVING TO FOSTER A WORKPLACE WHERE EVERY EMPLOYEE FEELS SUPPORTED, INCLUDED, AND EMPOWERED TO FULLY ENGAGE.

Our SITE Helpers program, an employee-led diversity, equity, and inclusion steering committee, exists to bring our employee base together for a common purpose in unity, clarity, and peace. The program focuses on education, talent development, and community outreach, and in 2022, was instrumental in spearheading an internship program in partnership with Youth Opportunities Unlimited, which works to prepare teens and young adults to become economically self-sufficient contributors to building Northeast Ohio's educated, skilled, and inclusive workforce.

A FOCUSED APPROACH



© Cody York Photography

PROPERTY-LEVEL ENGAGEMENT

DEVELOPING STRONG COMMUNITY TIES IN MARKETS IN WHICH WE DO BUSINESS IS CRITICAL TO THE SUCCESS OF OUR SHOPPING CENTERS, IN BOTH NEW AND EXISTING MARKETS.

In addition to our support of the communities in which our employees live and work, we are equally as dedicated to partnering with local organizations to engage with the communities that our shopping centers serve.



TOWER OF TOYS
WINTER GARDEN VILLAGE
ORLANDO, FLORIDA

In conjunction with local radio station K92.3, the event raised more than 10,000 toys for the local Ronald McDonald House and Nathaniel's Hope. Since its inception in 2018, the Tower of Toys event has collected more than 50,000 toys for the nonprofit organizations.



FREE FAMILY ART SERIES
THE SHOPS AT MIDTOWN MIAMI
MIAMI, FLORIDA

Throughout the year, we hosted more than 30 free community events for families. The events all centered on artistic pursuits and ranged from live music to interactive performances and crafts by Miami Children's Museum, ending the year with holiday performances by Miami Senior High and Children's Voice Chorus.



FESTIVAL OF TREES
THE PIKE OUTLETS
LONG BEACH, CALIFORNIA

This annual event allows local nonprofits to decorate on-site Christmas trees to reflect their mission. In 2022, over 2,000 visitors voted for their favorite tree, with the first-place winner, the spcaLA, winning a \$1,000 donation, and the American Cancer Society placing second with a \$500 donation from The Pike Outlets.



PARTNERSHIP WITH LYNN UNIVERSITY
SHOPS AT BOCA CENTER
BOCA RATON, FLORIDA

Partnering with the university's College of International Communication, we offered Lynn University PR students the chance to develop and present a full marketing plan for the shopping center. The project allowed us a closer look at how the community uses our property and also helped to build crucial engagement within the market.

PROPERTY-LEVEL ENGAGEMENT

WINE & WHISKEY WALK

An additional example of the way SITE Centers supports the communities that our shopping centers serve is our annual Wine & Whiskey Walk hosted by Village at Stone Oak in San Antonio, Texas.

In the five years since the inception of this event, it has become a staple of the community and has raised more than \$50,000 for local philanthropic organizations. In 2022, we were able to expand the program to both a spring and a fall event, which benefited Morgan’s Inclusion Initiative and the San Antonio Humane Society, respectively.

Attendees of the Wine & Whiskey Walk have the opportunity to explore the shopping center while enjoying wine and whiskey tastings, food pairings, raffles, and entertainment at participating retailers and restaurants. Included in their ticket purchases are swag bags, branded wine glasses, food and drink tastings, and the chance to register for Mixology 101 classes.

All ticket sale proceeds directly benefit our charitable partners. In the spring of 2022, the event raised \$7,835 for Morgan’s Inclusion Initiative, a nonprofit that coordinates planning, fundraising, and communication for Morgan’s Wonderland, the world’s first Ultra-Accessible™, fully-inclusive theme park in San Antonio, Texas. In the fall, we raised \$9,677 for the San Antonio Humane Society, which works to end pet overpopulation and to create a community where every dog and cat is treated with respect and compassion and has a permanent and loving home.



AT A GLANCE



+\$17.5K

RAISED FOR LOCAL CHARITIES BY 2022 WINE WALKS

+\$50K

RAISED BY WINE WALKS SINCE 2018



CASE STUDY: PROJECT HOMEBASE HQ RENOVATION & WORKSPACE UPGRADES

THE ULTIMATE GOAL OF OUR PROJECT HOMEBASE HEADQUARTERS RENOVATION WAS TO CREATE A PHYSICAL ENVIRONMENT THAT BALANCES FUNCTIONAL WORK REQUIREMENTS WITH THE CONTEMPORARY AESTHETIC OUR STAFF DESIRED.

In 2019, we initiated the project by hosting employee focus groups to determine the wishes and needs of our Beachwood-based staff, and throughout the process, employee surveys continued to provide insight into preferences of workstation set-ups, furniture, and other workspace requirements. The result is a space that has significantly more natural light, higher ceilings, modern amenities, seamless technology, targeted LEED certification, better air quality, and an abundance of collaboration areas.

REFLECTING OUR VALUES

Significant effort was made throughout the project to meld the design with our evolving culture, which centers around our Matters of FACT: Fearless, Authentic, Curious, and Thoughtful. The floor layout was designed to offer everyone the ability to find places to work that are comfortable and collaborative. “Hub Spaces” are located on each individual floor, offering a casual coffee shop atmosphere that allows for informal collaboration sessions or simply catching up with coworkers. Additionally, one floor boasts a larger “Main Hub,” which can be used for larger congregating and celebrations, complete with sit-down tables and booth seating, adjacency to a newly renovated patio space, spill-over from our largest conference room, and a micro-market that offers grab-and-go healthy food items. Also displayed in the Main Hub is our FACT Award wall, which showcases the names of the quarterly award recipients of the previous twelve months. For more on our FACT Award program, see Page 28.



© Christian Phillips Photography



© Christian Phillips Photography

EMPLOYEE WELLBEING

Supporting the overall wellness of our employees is a key facet of our workplace culture and was a central focus in our headquarters renovation. Some of the wellness-centered features of our renovated space include:

- A designated Wellness Room used to reset and recharge through meditation or an onsite chair massage
- Motorized, adjustable sit-stand desks and cushioned standing mats at every workstation
- Plants throughout the buildings to not only improve indoor air quality, but to also provide a calming connection to nature
- Improved access to ice and water on every floor
- Individual lighting options that can be dimmed or brightened as needed to allow for comfort
- Casual, socially-focused collaboration touchpoints throughout the office including a shuffleboard table, giant Jenga, chess, and other board games

WORKSPACE UPGRADES

Along with the new, modern collaboration spaces, the renovation allowed us to create entirely new, upgraded workspaces for each employee. Prior to the completion of the project, team members were asked to test out a variety of potential office furniture and vote on their preferences, with the winning options ultimately selected. To create spaces for individual work and reflection, each workstation is furnished with adjustable sit-stand desks, dual monitors and docking stations, dimmable lighting, and noise-canceling technology that mitigates sound transmission to prevent disruptions.



© Christian Phillips Photography



SEPTEMBER 2, 2021

SITC
LISTED
NYSE

NEW YORK STOCK EXCHANGE

Governance.

A FOCUS ON EFFECTIVE OVERSIGHT AND TRANSPARENCY

We believe that a Board of Directors comprised of diverse backgrounds and skillsets and an organizational commitment to transparent reporting promotes the interests of our stakeholders and their understanding of our business.

BOARD OF DIRECTORS

SITE CENTERS BELIEVES THAT A DIVERSE BOARD OF DIRECTORS AND STRONG CORPORATE GOVERNANCE POLICIES AND PRACTICES PROMOTE RESPONSIBLE LEADERSHIP, EFFECTIVE DECISION-MAKING AND STAKEHOLDERS' LONG-TERM INTERESTS.

Our Board of Directors is responsible for the oversight of management's implementation of our strategy and management's conduct of our daily operations. Our Board of Directors strives to maintain an independent, balanced and diverse set of directors who collectively possess the expertise to ensure effective oversight. The Nominating and ESG Committee annually reviews and makes recommendations to our Board of Directors regarding its size and composition.

In 2022, Barry A. Sholem was appointed as a director in order to fill the vacancy created by the departure of Dr. Thomas Finne and to increase the level of real estate investment experience on the Board of Directors.



TERRANCE R. AHERN
CHAIRMAN OF THE BOARD



LINDA B. ABRAHAM
CRIMSON CAPITAL



JANE E. DeFLORIO
DEUTSCHE BANK AG
(RETIRED)



DAVID R. LUKES
SITE CENTERS
PRESIDENT & CEO



VICTOR B. MacFARLANE
MacFARLANE PARTNERS



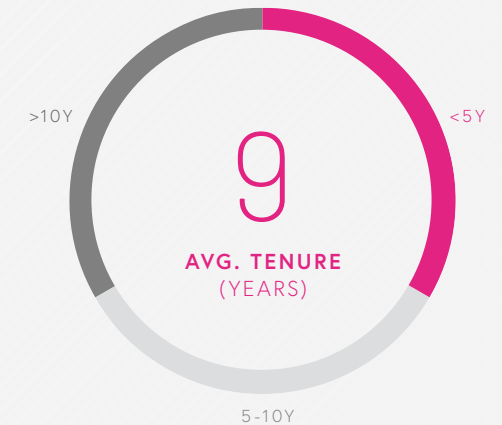
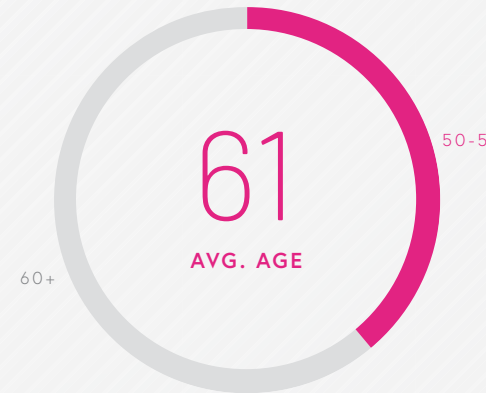
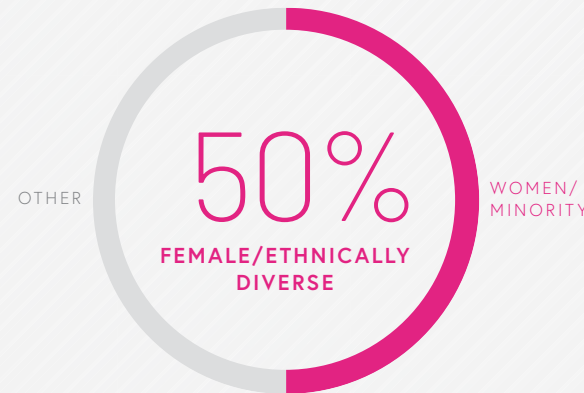
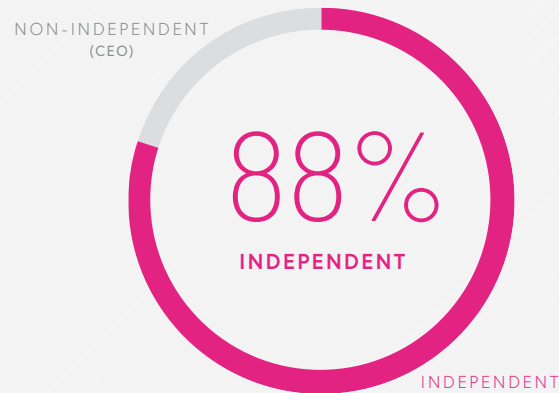
ALEXANDER OTTO
ECE GROUP GMBH & CO. KG



BARRY A. SHOLEM
MSD REAL ESTATE



DAWN M. SWEENEY
NEW ENGLAND
CONSULTING GROUP



BOARD COMMITTEES

THE BOARD OF DIRECTORS HAS ESTABLISHED THREE MAIN COMMITTEES TO HELP IT DISCHARGE ITS OVERSIGHT RESPONSIBILITIES.

AUDIT COMMITTEE

The Audit Committee assists our Board in overseeing the integrity of our financial statements, our compliance with legal and regulatory requirements, our independent registered public accounting firm's qualifications and independence, the performance of our internal audit function and our independent registered public accounting firm, the assessment and management of enterprise risk, and management's initiatives and practices with respect to information technology and cybersecurity.

Jane E. DeFlorio*

Linda B. Abraham

Terrance R. Ahern

Dawn M. Sweeney

COMPENSATION COMMITTEE

The Compensation Committee reviews and approves compensation for our executive officers, reviews and recommends to our Board compensation for directors, oversees the Company's equity compensation and executive benefit plans and reviews certain compensation disclosures included in our annual proxy statement. The Compensation Committee engages an independent compensation consultant to assist in the design of the executive compensation program and the review of its effectiveness.

Terrance R. Ahern*

Jane E. DeFlorio

Dawn M. Sweeney

NOMINATING AND ESG COMMITTEE

The Nominating and ESG Committee recommends to our Board the persons to be nominated as directors at each annual meeting of shareholders, recommends to our Board qualified individuals to fill vacancies on our Board, reviews and recommends to our Board qualifications for committee membership and committee structure and operations, recommends directors to serve on each committee, develops and recommends to our Board various corporate governance policies and procedures, receives periodic reports from management on our ESG initiatives and related topics, reviews and makes recommendations regarding any waivers under our Code of Business Conduct and Ethics with respect to officers and directors, and leads the annual review of the performance of our Board.

Victor B. MacFarlane*

Linda B. Abraham

Barry A. Sholem

*Chairperson

BOARD PRACTICES

WE ARE COMMITTED TO THE HIGHEST STANDARDS OF CORPORATE GOVERNANCE, WHICH WE BELIEVE WILL ENSURE THAT THE COMPANY IS MANAGED FOR THE LONG-TERM BENEFIT OF OUR STAKEHOLDERS.

OUR BOARD PRACTICES INCLUDE:

- All directors are elected annually (i.e. no ability to classify the Board of Directors without shareholder consent)
- Director nominees must receive majority support in order to be elected in uncontested elections
- Separate independent Chairman of the Board
- Regular executive sessions of independent directors
- Annual executive officer succession planning discussions
- Anti-overboarding policy limiting service on other public company boards and audit committees
- Mandatory director retirement age (76 years)
- Annual Audit Committee review of management's enterprise risk assessment
- Directors (and officers) are prohibited from pledging, hedging and undertaking other derivative transactions in Company securities
- Directors (and executive officers) are subject to minimum Company share ownership requirements



ETHICS & TRAINING

SITE CENTERS' CODE OF BUSINESS CONDUCT AND ETHICS IS THE CORNERSTONE OF OUR COMMITMENT TO CREATING AND MAINTAINING AN ETHICAL WORK ENVIRONMENT.

The Code details our expectations regarding conflicts of interest and sets the stage for proper conduct in dealing with each other as well as our stakeholders. Each of our employees reviews and acknowledges our Code of Business Conduct and Ethics at the commencement of his or her employment, and we require all employees to complete training modules regarding various aspects of the Code of Business Conduct and Ethics at least every other year. The Code is available at ir.sitecenters.com/governance/corporate-governance.

To help enforce our Code of Business Conduct and Ethics, we have contracted with an independent provider (NAVEX Global) to administer a dedicated reporting hotline through which employees and members of the public can report claims of suspected violations of the Code. The hotline is monitored 24/7/365 and collects no personal information about a reporting party. SITE Centers maintains a strict anti-retaliation policy for any allegations made in good faith and any significant concerns are concurrently reported to the chair of the Audit Committee. More details about our ethics hotline and our Reporting and Non-Retaliation Policy are available at ir.sitecenters.com/governance/corporate-governance.

1-800-750-4972

SITE CENTERS ETHICS HOTLINE

CYBERSECURITY

SITE CENTERS IS COMMITTED TO THE PROTECTION OF OUR DATA AND INFORMATION SYSTEMS.

As part of our cybersecurity program, the Audit Committee of the Board of Directors is briefed on information security matters, including current data security and recovery initiatives and external security testing results, at least once each year by senior members of the Company's information technology and audit services teams. Additionally, SITE Centers is independently audited in accordance with Sarbanes-Oxley Standards by both SITE Centers' internal audit services team as well as external auditors, which includes system and process assurance for IT and application controls. Both auditors perform a review of the Company's cybersecurity policies, fraud risk assessment and COSO documentation annually. The internal audit services team also evaluates new software and network application vendors' contracts, internal policies, certifications and System and Organization Controls (SOC) reports. Additionally, we conduct annual security awareness training for employees, new-hire security training and monthly simulated phishing tests.

The Company maintains a formal process for incident response and business continuity, which the Company refers to as its Cybersecurity Incident Response Plan. In 2022, the Company ran a simulated test of its Cybersecurity Incident Response Plan. The Company has also established an Internal Security and Privacy Governance Committee comprised of members of management to review and discuss cybersecurity matters on a periodic basis. The role of the committee is to oversee the development and implementation of the Company's Cybersecurity Incident Response Plan, to discuss the implementation of various security measures and to receive reports on the Company's cybersecurity training and awareness program and engagement of third parties to conduct periodic external security testing. The Company has not experienced any cyber-incidents to date that have materially obstructed the availability of its information systems and data.

COMMITMENT TO TRANSPARENCY & ACCURATE REPORTING

SITE CENTERS IS COMMITTED TO REPORTING ITS FINANCIAL RESULTS AND INFORMATION RELATING TO ITS BUSINESS IN A CLEAR AND TRANSPARENT MANNER.

The Company maintains a Disclosure Committee comprised of senior leaders from its finance, accounting and legal departments that meets quarterly to ensure that all material transactions are appropriately identified and accounted for in its financial results. The Company also maintains a Code of Ethics for Senior Financial Officers that requires senior officers to provide fair and accurate financial reporting and to promptly report any financial reporting inaccuracies or suspected violations of applicable laws. The Company publishes a quarterly supplemental reporting package that includes detailed information relating to its property portfolio in order to help investors and other stakeholders better understand its business.

As an NYSE listed company, SITE Centers is subject to the Sarbanes-Oxley Act and its requirements regarding internal controls and procedures over financial reporting.

Sarbanes-Oxley internal controls testing aims to assure stakeholders that the organization's internal control procedures are operating effectively. SITE Centers employs an internal audit services team that is responsible for reporting the results of its internal controls testing directly to the Audit Committee of the Board of Directors. In addition to annual controls testing, the internal audit services team performs periodic monitoring that assesses the extraction of new lease data and its appropriate set-up, review of fixed asset activity, as well as a segregation of duties assessment on accounting software. Additionally, the internal audit services team undertakes several special projects each year including audits of important non-financial reporting policies and procedures. In 2022, these projects included a property management vendor bid process compliance audit, restructuring of the tenant credit review process and the analysis of Company's base rent process.

VENDOR CODE OF CONDUCT

SITE CENTERS REQUIRES THAT ALL VENDORS ABIDE BY OUR VENDOR CODE OF CONDUCT AND OUR VENDOR TERMS AND CONDITIONS.

These documents allow us to gather pertinent information about our vendors and require them to comply with our Code of Business Conduct and Ethics and provide safe working environments and fair wages for their employees. SITE Centers' internal audit services team periodically audits a sample of vendor bids that includes attributes of compliance with the Vendor Code of Conduct and Vendor Terms. Our Vendor Code of Conduct and Vendor Terms and Conditions are available at ir.sitecenters.com under "Governance."

Index.



SUSTAINABILITY ACCOUNTING STANDARDS BOARD (SASB)



TABLE 1. SUSTAINABILITY DISCLOSURE TOPICS & ACCOUNTING METRICS

ENERGY MANAGEMENT	RESPONSE
IF-RE-130a.1	100% of Landlord-Controlled common area
IF-RE-130a.2	2022 Total Energy consumed: 21,365 MWH * 2022 Like-for-Like Energy consumed: 19,685 MWH
IF-RE-130a.3	28% reduction in Like-for-Like since base year of 2019
IF-RE-130a.4	As primarily an open-air shopping center operator that is responsible for exterior common area electricity, SITE Centers is not eligible for Energy Star. SITE Centers' tenants are eligible for Energy Star Retail certification and that process is driven by the respective tenant. Energy Star: 421,979 SF of tenant space LEED: 243,161 SF of tenant space
IF-RE-130a.5	See Pages 14-18 and 22-24
WATER MANAGEMENT	RESPONSE
IF-RE-140a.1	100% of Landlord-Controlled common area
IF-RE-140a.2	2022 Total Water consumed (Irrigation): 778,396 M ³ * 2022 Like-for-Like Water consumed (Irrigation): 707,664 M ³ 2022 Total Water consumed (Landlord-Controlled): 66,867 M ³ * 2022 Like-for-Like Water consumed (Landlord-Controlled): 41,446 M ³
IF-RE-140a.3	Irrigation: 20% reduction in Like-for-Like since base year of 2019 Landlord-Controlled common area Water: 23% reduction in Like-for-Like since base year of 2019
IF-RE-140a.4	See Page 19 and 22-24

* Includes partial year data for acquisitions & dispositions

** All data is for Wholly-Owned properties only

SUSTAINABILITY ACCOUNTING STANDARDS BOARD (SASB)



TABLE 1. SUSTAINABILITY DISCLOSURE TOPICS & ACCOUNTING METRICS (CONTINUED)

MANAGEMENT OF TENANT SUSTAINABILITY IMPACTS	RESPONSE
IF-RE-410a.1	70% of new leases in 2022 contained green lease language
IF-RE-410a.2	100%; 73%
IF-RE-410a.3	See Pages 14-21
CLIMATE CHANGE ADAPTATION	RESPONSE
IF-RE-450a.1	1,664,402 SF of GLA
IF-RE-450a.2	See Pages 22-24

TABLE 2. ACTIVITY METRICS

IF-RE-000.A	101
IF-RE-000.B	23,236,666 SF of GLA
IF-RE-000.C	0%
IF-RE-000.D	92%

* Includes partial year data for acquisitions & dispositions

** All data is for Wholly-Owned properties only

EEO-1 SECTION D - EMPLOYMENT DATA

FROM 10/1/2022 TO 10/15/2022 - ALL LOCATIONS

JOB CATEGORIES	HISPANIC OR LATINO		NOT HISPANIC OR LATINO												
	MALE	FEMALE	MALE						FEMALE						TOTAL
			WHITE	BLACK OR AFRICAN AMERICAN	NATIVE HAWAIIAN OR OTHER PACIFIC ISLANDER	ASIAN	AMERICAN INDIAN OR ALASKA NATIVE	TWO OR MORE RACES	WHITE	BLACK OR AFRICAN AMERICAN	NATIVE HAWAIIAN OR OTHER PACIFIC ISLANDER	ASIAN	AMERICAN INDIAN OR ALASKA NATIVE	TWO OR MORE RACES	
Executive/Senior Level Officials and Managers	0	1	16	0	0	0	0	0	9	0	0	0	0	0	26
First/Mid-Level Officials and Managers	0	1	35	1	0	1	0	0	29	1	0	2	0	0	70
Professionals	1	2	23	3	0	1	0	1	31	6	0	2	0	2	72
Technicians	0	0	0	0	0	0	0	0	0	0	0	0	0	0	0
Sales Workers	0	0	1	0	0	0	0	0	3	0	0	0	0	0	4
Administrative Support Workers	2	1	6	1	0	0	0	0	50	22	0	0	0	3	85
Craft Workers	0	1	3	0	0	1	0	1	4	2	0	0	0	0	12
Operatives	0	0	0	0	0	0	0	0	0	0	0	0	0	0	0
Laborers and Helpers	0	0	0	0	0	0	0	0	0	0	0	0	0	0	0
Service Workers	2	0	2	0	0	0	0	0	0	0	0	0	0	0	4
TOTAL	5	6	86	5	0	3	0	2	126	31	0	4	0	5	273
PREVIOUS YEAR TOTAL	6	6	90	5	0	3	0	2	140	29	0	4	0	3	288

Employment at this establishment - Report all permanent full-time and part-time employees including apprentices and on-the-job trainees unless specifically excluded as set forth in the instructions. Enter the appropriate figures on all lines and in all columns. Blank spaces will be considered as zeros.

DISCLOSURE ON MANAGEMENT APPROACH(DMA)

MANAGEMENT APPROACH						
	FOOTPRINT	COMPANY	COMMUNITY			
Material Components	Energy, water, waste, sustainable development and construction, responsible property operation	Best-in-class employer	Engagement with local communities and charitable organizations	Health & safety	Vendor partners & ethical business practices	Percentage (%) by # of executed leases
Policies & Practices	<p>Increase energy efficiencies through strategic installations of lighting controls and LED Lighting</p> <p>Increase water efficiencies through the use of drought tolerant landscaping and smart irrigation controls</p> <p>Redevelop properties to include sustainable attributes, limit C&D waste to landfills and heighten efficiencies of existing operations</p> <p>Increase recycling and mitigate waste being sent to landfills</p>	<p>HR Strategic Initiatives</p> <p>Ethics and Code of Conduct training</p> <p>Performance Management for all Employees</p> <p>Wellness Program</p> <p>Employee Scholarship Program</p>	<p>SITE Centers is an active member of the local communities in which we serve. SITE Centers actively contributes to 160 charitable organizations with a calendar total of \$206k. Over the course of the year, our employees donated 421 hours of their time.</p>	<p>As part of SITE Centers’ operating policies and procedures, our properties are inspected on an ongoing basis for health and safety impacts, i.e. roof inspections, building inspections, fire/life safety inspections and general liability inspections. In addition, SITE Centers also conducts environmental assessments on acquisitions, development projects and ongoing monitoring for sites previously identified for remediation activities.</p>	<p>SITE Centers takes our vendor relationships and ethical business practices very seriously. We also understand that the operations of our vendors on our properties can impact our goals and objectives surrounding sustainability.</p> <p>In addition to environmental aspects, our operating agreements also include strict language around our expected code of conduct, fair hiring and labor practices and ethical interaction with SITE Centers employees. Each of our vendors is also required to execute our Vendor Terms and Conditions, our Vendor Code of Conduct, and our COVID-19 Vendor Protocol.</p>	Percentage (%) by floor area (SF)
Targets & Actions	Main targets and actions can be found within the content of this report.					
Responsible Parties	All property and sustainability related matters are executed by our property operations and construction/development teams at the asset level. The Vice President of Construction and Development manages all construction and development activities. The Senior Vice President of Property Operations is the ultimate authority over all of these functions.	The VP of Human Resources reports directly to the Chief Executive Officer and is responsible for developing and executing the strategic initiatives related to employees.	All property and sustainability related matters are executed by our property operations teams at the asset level. Sustainability Director handles the sustainability functions at the corporate and property level. The Senior Vice President of Property Operations is the ultimate authority over all of these functions.			
Evaluation of Management Approach	SITE Centers evaluates the effectiveness of our operating performance on an ongoing basis for our entire portfolio. We also review the annual results of our program at the end of each calendar year to determine necessary modifications or changes to our management approach.	SITE Centers periodically conducts employee surveys to gauge employee satisfaction and allow for employees to offer input to company matters, strategy and approach.	SITE Centers evaluates the effectiveness of our operating performance on an ongoing basis for our entire portfolio. We also review the annual results of our program at the end of each calendar year to determine necessary modifications or changes to our management approach.			

GRI CONTENT INDEX

GRI 102: GENERAL DISCLOSURES		
GRI STANDARD	DISCLOSURE REQUIREMENTS	REFERENCE/RESPONSE
102-1	Name of the organization	Sustainability Report 2022 Pages 3, 6, 8, 10, 36, 43-44
102-2	Activities, brands, products, and services	Sustainability Report 2022 Page 4
102-3	Location of headquarters	Sustainability Report 2022 Page 3
102-4	Location of operations	2022 Annual Report (Form 10-K), Sustainability Report 2022 Page 6
102-5	Ownership and legal form	Sustainability Report 2022 Page 6 , 2022 Annual Report (Form 10-K)
102-6	Markets served	Sustainability Report 2022 Page 6 , 2022 Annual Report (Form 10-K)
102-7	Scale of the organization	Sustainability Report 2022 Page 6
102-8	Information on employees and other workers	Sustainability Report 2022 Page 6
102-9	Supply chain	Sustainability Report 2022 Pages 8, 18
102-10	Significant changes to the organization and its supply chain	Annual Report 2022 (Form 10-K)
102-11	Precautionary principle or approach	Sustainability Report 2022 Pages 13, 22-24
102-12	External initiatives	Sustainability Report 2022 Pages 18-21, 31-32, 34-35
102-13	Membership of associations	Sustainability Report 2022 Page 4
102-14	Statement from senior decision-maker	Sustainability Report 2022 Page 3
102-15	Key impacts, risks, and opportunities	Sustainability Report 2022 Pages 14-17, 25, 36
102-16	Values, principles, standards, and norms of behavior	Sustainability Report 2022 Pages 3, 7 Annual Report 2022 (Form 10-K), Corporate Website (Governance)
102-18	Governance structure	Sustainability Report 2022 Pages 10, 38-39 Corporate Website (Governance)
102-26	Role of highest governance body in setting purpose, values, and strategy	Sustainability Report 2022 Pages 3, 10
102-31	Review of economic, environmental, and social topics	Sustainability Report 2022 Pages 12-13, 22-24
102-40	List of stakeholder groups	Sustainability Report 2022 Page 8
102-41	Collective bargaining agreements	None
102-42	Identifying and selecting stakeholders	Sustainability Report 2022 Page 8
102-43	Approach to stakeholder engagement	Sustainability Report 2022 Page 8

102-44	Key topics and concerns raised	Sustainability Report 2022 Page 9
102-45	Entities included in the consolidated financial statements	Annual Report 2022 (Form 10-K)
GRI 102: GENERAL DISCLOSURES		
GRI STANDARD	DISCLOSURE REQUIREMENTS	REFERENCE/RESPONSE
102-46	Defining report content and topic boundaries	Sustainability Report 2022 Pages 4, 14-21
102-47	List of material topics	Sustainability Report 2022 Pages 4, 9, 14-21, 25, 27-36, 38-41, 43-44
102-48	Restatements of information	None
102-49	Changes in reporting	During the reporting year, SITE included the TCFD (Task Force on Climate-Related Financial Disclosures) framework to disclose climate-related risks and opportunities
102-50	Reporting period	Sustainability Report 2022 Page 3
102-51	Date of most recent report	Sustainability Report 2022 Page 3
102-52	Reporting cycle	Sustainability Report 2022 Page 3
102-53	Contact point for questions regarding the report	Sustainability Report 2022 Page 10
102-54	Claims of reporting in accordance with the GRI Standards	Sustainability Report 2022 Pages 3-4
102-55	GRI content index	Sustainability Report 2022 Pages 47-48
102-56	External assurance	None
GRI 103: MANAGEMENT APPROACH		
GRI STANDARD	DISCLOSURE REQUIREMENTS	REFERENCE/RESPONSE
103-1	Explanation of the material topic and its boundary	Sustainability Report 2022 Pages 9, 13-20, 22-24
103-2	The management approach and its components	Sustainability Report 2022 Pages 9, 13-20, 22-24, 41
103-3	Evaluation of the management approach	Sustainability Report 2022 Pages 12-20, 22-24
GRI 201: ECONOMIC PERFORMANCE		
GRI STANDARD	DISCLOSURE REQUIREMENTS	REFERENCE/RESPONSE
201-1	Direct economic value generated and distributed	Annual Report 2022 (Form 10-K), Sustainability Report 2022 Pages 21, 31-32, 34-35

GRI CONTENT INDEX

GRI 205: ANTI-CORRUPTION, ANTI-COMPETITIVE BEHAVIOR		
GRI STANDARD	DISCLOSURE REQUIREMENTS	REFERENCE/RESPONSE
205-1	Operations assessed for risks related to corruption	Sustainability Report 2022 Page 40 , Corporate Website (Governance)
205-2	Communication and training about anti-corruption policies and procedures	Sustainability Report 2022 Page 40 , Corporate Website (Governance)
205-3	Confirmed incidents of corruption and actions taken	Sustainability Report 2022 Page 40
GRI 302: ENERGY		
GRI STANDARD	DISCLOSURE REQUIREMENTS	REFERENCE/RESPONSE
302-1	Energy consumption within the organization	Sustainability Report 2022 Pages 12, 15, 18
302-3	Energy intensity	Sustainability Report 2022 Pages 17-18
302-4	Reduction of energy consumption	Sustainability Report 2022 Pages 12, 15-17, 25
GRI 303: WATER		
GRI STANDARD	DISCLOSURE REQUIREMENTS	REFERENCE/RESPONSE
303-5	Water consumption	Sustainability Report 2022 Pages 12, 19, 25
GRI 305: ENERGY		
GRI STANDARD	DISCLOSURE REQUIREMENTS	REFERENCE/RESPONSE
305-1	Direct (Scope 1) GHG emissions	Sustainability Report 2022 Page 14
305-2	Energy indirect (Scope 2) GHG emissions	Sustainability Report 2022 Page 14
305-3	Other indirect (Scope 3) GHG emissions	Sustainability Report 2022 Page 14
305-5	Reduction of GHG emissions	Sustainability Report 2022 Pages 12, 14, 25
GRI 306: EFFLUENTS AND WASTE		
GRI STANDARD	DISCLOSURE REQUIREMENTS	REFERENCE/RESPONSE
306-1	Waste generation and significant waste-related impacts	Sustainability Report 2022 Page 20
306-2	Waste by type and disposal method	Sustainability Report 2022 Page 20
306-3	Significant spills	There were no significant spills during the reporting period
GRI 307: ENVIRONMENTAL COMPLIANCE		
GRI STANDARD	DISCLOSURE REQUIREMENTS	REFERENCE/RESPONSE
307-1	Non-compliance with environmental laws and regulations	There were no fines or notices of non-compliance issued to SITE Centers during the reporting period

GRI 308: SUPPLIER ENVIRONMENTAL ASSESSMENT		
GRI STANDARD	DISCLOSURE REQUIREMENTS	REFERENCE/RESPONSE
308-1	New suppliers that were screened using environmental criteria	During the reporting period 85 vendors executed our Vendor Terms and Conditions on file
GRI 401: EMPLOYMENT		
GRI STANDARD	DISCLOSURE REQUIREMENTS	REFERENCE/RESPONSE
401-2	Benefits provided to full-time employees that are not provided to temporary or part-time employees	Sustainability Report 2022 Pages 27-28, 30, 33
GRI 403: OCCUPATIONAL HEALTH AND SAFETY		
GRI STANDARD	DISCLOSURE REQUIREMENTS	REFERENCE/RESPONSE
403-2	Types of injury and rates of injury, occupational diseases, lost days, and absenteeism, and number of work-related fatalities	No lost days/absenteeism reported in 2022 for occupational injury
GRI 404: TRAINING AND EDUCATION		
GRI STANDARD	DISCLOSURE REQUIREMENTS	REFERENCE/RESPONSE
404-3	Percentage of employees receiving regular performance and career development reviews	In 2022 98.9% of eligible employees received an annual performance review. (Non-Officers. Must have been hired by 10.1.2021 to be eligible for an annual review.) In 2022 98.1% of eligible employees received a mid-year performance review. (Non-Officers. Must have been hired by 4.1.2022 to be eligible for a mid-year review.)No lost days/absenteeism reported in 2022 for occupational injury
GRI 405: DIVERSITY AND EQUAL OPPORTUNITY		
GRI STANDARD	DISCLOSURE REQUIREMENTS	REFERENCE/RESPONSE
405-1	Diversity of governance bodies and employees	Sustainability Report 2022 Pages 38, 45 Corporate Website (Governance)
GRI 406: NON-DISCRIMINATION		
GRI STANDARD	DISCLOSURE REQUIREMENTS	REFERENCE/RESPONSE
406-1	Incidents of discrimination and corrective actions taken	None
GRI 413: LOCAL COMMUNITIES		
GRI STANDARD	DISCLOSURE REQUIREMENTS	REFERENCE/RESPONSE
413-1	Operations with local community engagement, impact assessments, and development programs	Sustainability Report 2022 Pages 21, 31-32, 34-35
GRI 414: SUPPLIER SOCIAL ASSESSMENT		
GRI STANDARD	DISCLOSURE REQUIREMENTS	REFERENCE/RESPONSE
414-1	New suppliers that were screened using social criteria	At the end of the reporting year, Vendor Terms and Conditions were on file for 631 vendors.