

# TURFSTONE™ GRID PAVERS



Est. 1923



**IDEAL**  
PAVERS | WALLS | ELEMENTS



# TURFSTONE™ GRID PAVERS

PERMEABLE

## FEATURES

- ▶ Proven environmental design
- ▶ Plant with grass or fill with stone to infiltrate stormwater
- ▶ High strength capable of supporting heavy vehicle loads including H20 loading



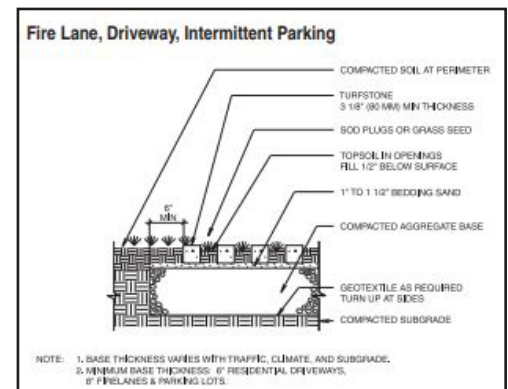
## COMPOSITION & PERFORMANCE

- ▶ Manufactured under controlled factory conditions using a cement-rich concrete molded with extreme pressure and vibration
- ▶ Offer exception strength and durability to withstand New England's harsh winter climate.
- ▶ The flat, lattice-style units form a continuous grid pattern and when properly installed, provides a pavement surface that is "snow-plow safe"
- ▶ Can be used in the following applications - Access lanes for emergency and service vehicles, overflow parking, boat ramps, embankments, streambank revetment, low-flow channels, riparian stabilization for stream banks and lakesides, residential driveways, vegetated swales, stormwater runoff management and golf car paths.
- ▶ Can add stability and reduce excavation depth when used as a base for segmental and free-standing walls
- ▶ Capable of supporting H20 loading over a properly designed and compacted base

## PHYSICAL CHARACTERISTICS



Turfstone meets or exceeds North American industry standards, including the requirements of ASTM C 1319 for Concrete Grid Paving Units. Our strict quality control ensures consistent strength and size.

Nominal Size/Coverage	23 5/8" x 15 3/4" • 2.6 sf/pc
Open Area	40%
Thickness	3 1/8" (8cm)
Compressive Strength	5000 psi minimum
Water Absorption	10 lb/ft <sup>3</sup> maximum
Freeze Thaw	No Effect



## INSTALLATION & PATTERNS

- ▶ Can be designed with a dense-graded base, or for infiltration and storage of stormwater, with an open-graded base.
- ▶ For erosion control, Turfstone may be placed directly on graded and compacted soil. The maximum slope for embankment stabilization is 2:1
- ▶ Can be installed in either a stack bond or a running bond with a 3/4 offset. The false joints face up and serve as "crack control joints". Occasional cracks from compaction or flexural loads will not compromise performance
- ▶ Please see ICPI's Tech Spec No. 8 for detailed guidance on design and installation



Stack Bond      Running Bond 3/4 Offset

## PALLET OVERVIEW

PRODUCT	WT/PC	PCS/SECT	SF/SECT	PCS/CU	SF/CU	WT/CU
24" x 16"	65 lb	14	36.4	56	145.6	3450 lb

## TECHNICAL SERVICES

Please call our sales office or visit our website for complete technical information and literature. We also offer design consultation, specification assistance, and job-site quality review upon request.



Deicing Advisory



www.IdealBlock.com  
781.894.3200