

What's New

G Suite

FEBRUARY 2018



Featured launch: Transform your work

New ways to help teams work faster and smarter with G Suite

- Hangouts Chat now generally available
- Automatic room suggestions in Calendar (coming soon)
- Quick Access in Docs




Work together

Move projects forward from one place—Hangouts Chat now available

Updates to G Suite meeting room hardware

New for Jamboard: Autodraw, external camera/speaker support and more

Email members of a Team Drive



Simple to use

Comment directly on more file types, including Office files, PDFs, and images

Improving the menus in Google Docs editors

Twelve new applications added to the pre-integrated SAML apps catalog




Business ready

Google Vault support for Hangouts Chat

New Drive File Stream settings for your organization's deployment

Manage app runtime permissions on Android devices with Google Mobile Mgmt



Learn more about G Suite

Cloud Connect: The community for G Suite administrators

What's New for G Suite Admins videos

To help you better track the full breadth of G Suite launches, including those that aren't announced on the [G Suite Updates blog](#), check out the [What's new in G Suite](#) page in the Help Center.


We'd really appreciate [your thoughts](#) on how we can make this resource work best for you.

- The G Suite Team, March 1, 2018

Featured launch: Transform your work

New ways to help teams work faster and smarter with G Suite

Announced February 28th, 2018

 Share with your organization

[- back to top -](#)

What's new: Today's workplace is vastly different than it was 30 years ago. It used to be that a business could rely on a single team in a single location to get things done. These days, business is more diverse, dynamic and distributed than ever before. Decisions have to be made fast, teams need to align quickly and time can't be wasted on repetitive, manual tasks. Consequently, companies that rely on decades-old, legacy work systems may find they aren't agile enough to compete and stay relevant.

Imagine that your team needs to close a major sales deal. Stakeholders in multiple locations have to be consulted on the strategy. Customer needs have to be identified, a winning pitch must be drafted and the entire team must align on the right pricing approach—all before the end of the quarter.

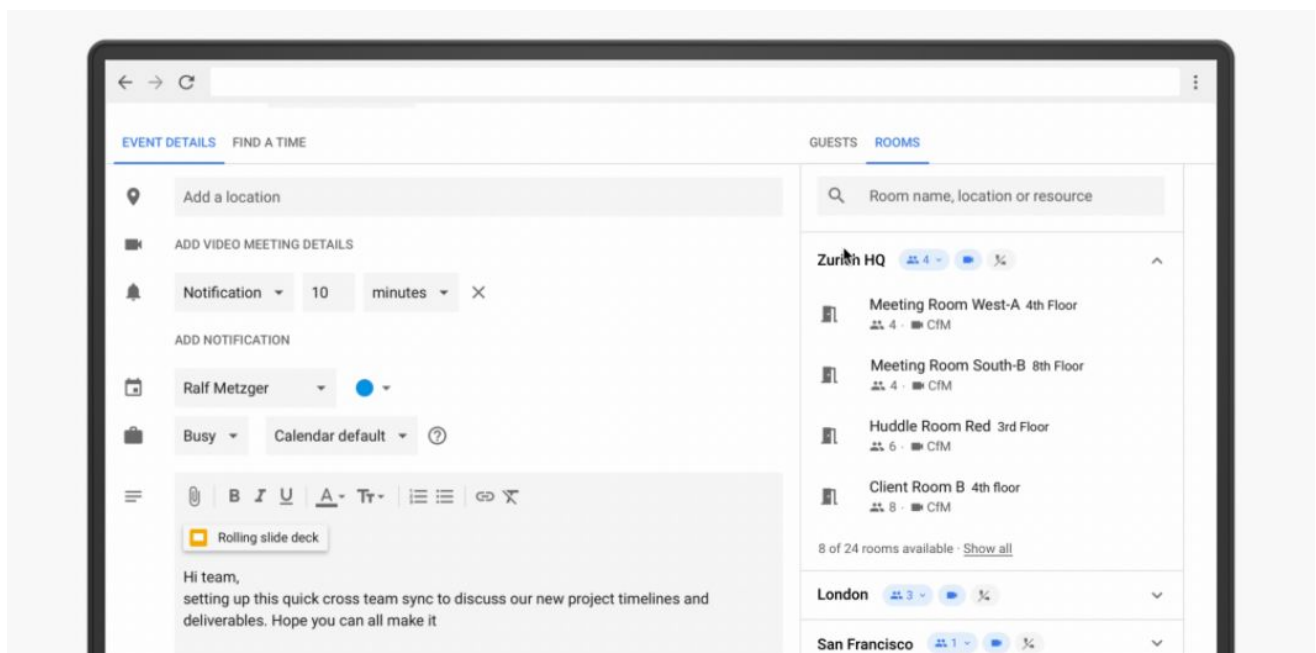
G Suite makes this possible. It transforms the way teams collaborate, with intelligent tools that help them solve problems faster and focus their time on work that matters. In Feb, we announced new, intelligent updates to G Suite to give businesses even more ways to manage projects—like closing a sales deal or bringing a new product to market—from one place.

Use a new, centralized platform to stay aligned on projects and make decisions quicker.

Now generally available, [Hangouts Chat](#) makes it easy to collaborate efficiently so teams can make faster decisions. With team chat rooms and threaded conversations, powerful search functionality and intelligent bots that connect workflows and speed up tasks (even with 3rd party apps), you can work on projects from one spot—like opening a new store location or launching an advertising campaign. Chat has deep integrations with other G Suite apps like [Google Drive](#), [Calendar](#) and [Hangouts Meet](#), and [built-in security](#) to meet retention, eDiscovery and regulatory/compliance needs for enterprises. [Read more about Hangouts Chat below.](#)

Spend less time setting up meetings and more time accomplishing goals.

We want to make it simple to manage meetings, which is why we've built tools to help you surface [conference room information](#) and [find times to meet](#). In the coming months, [Calendar](#) will use artificial intelligence to automatically suggest rooms for you to book. And because they'll be optimized for each attendee based on their building and floor location, previous booking history, audio/video equipment needs and room capacity requirements, you can feel confident that you're booking the right space for your team to be productive. Check out this [post](#) to learn more.



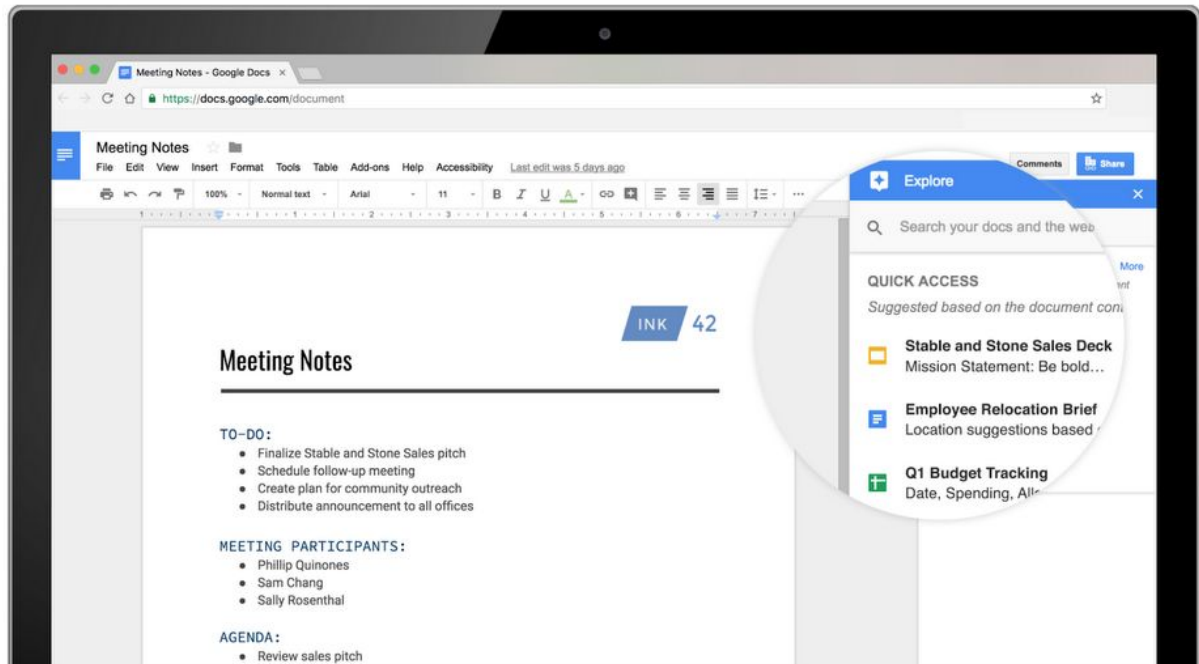
Solve problems face-to-face with teammates over video, right away.

Sometimes it's best to jump into an online meeting face-to-face with colleagues so you don't hold up progress. Now, your team can quickly transition from a conversation in Chat and join a [Hangouts Meet](#) video conferencing meeting with just a few clicks.

Spend less time searching for the right documents and more time crafting ideas.

We're bringing Quick Access to Docs to help teams focus their time on work that matters (similar to [Quick Access in Drive](#)). Quick Access uses artificial intelligence to suggest relevant files based on signals like Drive

activity and information in your documents, so you can work with the most up-to-date information and create new material quickly. Let's say your global marketing team needs a central project plan; the team can start a [Doc](#) and use Quick Access in the [Explore panel](#) to find information from related files and add it into the plan quickly. Check out this [post](#) to learn more.




To stay relevant, businesses must transform how they operate. Try these updates in G Suite and empower your teams to work better together.

Work together

Move projects forward from one place—Hangouts Chat now available

Announced on February 28th, 2018

 Share with your organization

[- back to top -](#)

What's new: Teams want to be able to get their work done in one place, which is why we introduced the Early Adopter Program of [Hangouts Chat](#) to bring teams together. Today, we're making Chat generally available as a [core G Suite service](#).

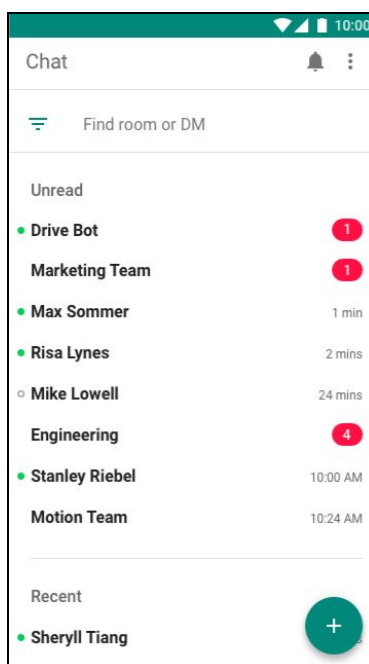
From direct messages to group conversations, Chat helps teams collaborate easily and efficiently. With dedicated, virtual rooms to house projects over time—plus threaded conversations—Chat makes it simple to track progress and follow up tasks. In one place, you can:

- **Easily work with other G Suite apps.** Upload items from Drive, collaborate on Docs, Sheets or Slides, join online meetings with Hangouts Meet, or use Google's powerful search to look up room members, past conversations and shared files.
- **Use artificial intelligence to speed up workflows.** When your teams collaborate in Chat, you can speed up manual work, like booking conference rooms, searching for files and more using artificial intelligence.
- **Collaborate with colleagues around the globe.** Chat currently supports 28 languages and each room can support up to 8,000 members. It's available on desktop for Windows and MacOS, as well as iOS and Android so you can easily collaborate on the go.
- **Have peace of mind with embedded security.** Chat builds on G Suite's security-first ecosystem and offers an enterprise-grade solution that's reliable and compliant. With integrated support for Vault, admins can archive, preserve, search and export Chat-specific data.

Use third-party integrations in Chat to drive team projects

Chat also comes equipped with 25 bots to help speed up workflows, ranging from finance and human resources to CRM, project management and more. There are bots that integrate directly with other G Suite apps, like:

- The **@Google Drive** bot which lets you know when files are shared with you, comments are made or when people request access to your docs.
- The **@Meet** bot which integrates directly with Calendar to schedule meetings for you.



Or you can [build integrations on top of Chat](#) to incorporate tools you use everyday. Building for Chat is simple. Says Prosperworks' Chief Product Officer, Jon Aniano, "Hangouts Chat offered a terrific platform for us to build a Prosperworks Bot. We've since used the bot to deliver real-time CRM status updates to our sales teams, and they've been able to be more responsive to customer needs. Chat has made quick, intelligent collaboration a reality for our teams."

These popular enterprise application companies have already developed bots for you to try out:



- Accounting: [Xero](#)
- Analytics: [Statsbot](#)
- Communications: [Dialpad](#), [RingCentral](#), [Uberconference](#) and [Vonage](#)
- CRM: [ProsperWorks](#), [Salesforce](#) and [Streak](#)
- Customer Service: [Freshdesk](#)
- File Sharing: [Egnyte](#)
- Human Resources: [Disco](#), [Polly](#) and [Zenefits](#)
- Meditation & Mindfulness: [Stop, Breathe & Think](#)
- Productivity: [Lucidchart](#) and [Zoom.ai](#)
- Project and task Management: [Jira](#), [MeisterTask](#), [Trello](#) and [Wrike](#)
- Travel: [Kayak](#)

In case you're wondering, Chat is [compatible with Hangouts](#) and works with your existing contacts. To get started, go to chat.google.com on the web or [download the app](#) on your desktop or mobile devices. Chat will be made available to all G Suite customers by early March.

Here are [some handy resources on Hangouts Chat and Meet](#) to help you get started (or just use [this cheat sheet](#)).

An invitation you'll want to accept: updates to G Suite meeting room hardware

Announced on February 6th, 2018

★ Admin feature

[- back to top -](#)

What's new: We're working closely with customers and industry experts to shape the role of technology in meetings, and we want to make it easy for teams to work together face-to-face, anytime, anywhere. A big part of getting this right is working closely with IT, AV and facilities leaders to understand how we can solve some of their challenges which is why we were at the [Integrated Systems Europe \(ISE\)](#) conference in Amsterdam to learn from AV and systems integration experts about how we can help them make meetings easier.

Over the past few years, our team has worked diligently to [evolve Google Hangouts](#), create [cost-effective, reliable meeting hardware](#) and [reimagine how teams brainstorm](#). At ISE, we announced updates to make these meeting solutions even better for enterprises, including:

- Expanding Jamboard and Hangouts Meet hardware to new countries
- Adding AI-powered autodraw to improve your jams
- Offering more Hangouts Meet hardware options for larger rooms

Here's what's new.

Jamboard updates: EU expansion and adding AI-powered AutoDraw

Businesses in North America and the UK are using Jamboard to collaborate, and now teams in Europe can jam together, too.

In March, Jamboard will be available for purchase in eight additional countries: Republic of Ireland, The Netherlands, Denmark, Sweden, Norway, France, Spain and Finland.

Along with expanding Jamboard to new markets, we're also adding an AI-powered feature called AutoDraw. AutoDraw is a new drawing tool in Jamboard that auto-detects sketches you make and pairs them with images. This gives teams the ability to make their ideas even more visual—whether you're a creative designer working with clients or even a teacher working with students.



We also recently welcomed the Jamboard app as a core service in G Suite. For everything else Jamboard, check out google.com/jamboard.

Hangouts Meet hardware updates: more options for larger rooms

Fast video meetings are the most effective when they're available everywhere. Today, we're also expanding Hangouts Meet hardware—[our latest meeting solution](#)—to **two additional countries: the Netherlands and Denmark**, bringing the total to 14 countries.

Until now, the Hangouts Meet hardware kit has consisted of a touchscreen controller, speakermic, ASUS Chromebox and 4K sensor camera, great for capturing small rooms. While this has made it easy for some businesses to collaborate straight out of the box, we want to ensure the kit is scalable to any room size. So we added options for larger rooms:


- **A new Hangouts Meet room kit** that comes with a Logitech PTZ Pro 2 and accommodates up to 20 people. The camera can capture details with 10x optical zoom, and you can pan and tilt to focus on participants.
- **A standalone Meet speakermic** to keep audio quality crisp in bigger rooms. Custom designed and built by Google, the speakermic intelligently reduces echoes and manages background noise. It's easy to daisy chain up to 5 speakermics together to bring great quality audio to every corner of a room.



To learn more about Hangouts Meet hardware, check out our [website](#) or reach out to your Google Cloud representative or your reseller.

Autodraw, external camera/speaker support and more with the latest Jamboard release

Announced on February 22nd, 2018

 Share with your organization

[- back to top -](#)

What's new: As we continue to add new features to the overall Jamboard experience, the latest Jamboard release brings several new features—to both devices and the Jamboard app—to help people more easily and efficiently get their ideas out. We're also adding a new feature to help admins to manage the ownership of Jams within their domain.

Autodraw

As we [announced in February](#), we've added Autodraw to Jamboard. AutoDraw is a new drawing tool in Jamboard that auto-detects sketches you make and pairs them with images. This gives teams the ability to make their ideas even more visual—whether you're a creative designer working with clients or even a teacher working with students.




Ownership sharing configuration for unclaimed Jams

To ensure that Jams get assigned to the correct owner, we added an email confirmation step to claim an unclaimed Jam. Once an admin has enabled this option, when working with an unclaimed Jam, users will need to confirm ownership via email before they are added as an owner. Users can enter multiple in-domain email addresses to confirm ownership, directly from the Jam. Those user(s) will receive an email asking if they'd like to claim the document and the first user to confirm becomes the owner. This feature prevents sharing of content before an owner is assigned. Admins can configure this setting (which is off by default) for the domain in the Jamboard Admin console.



Animated frame changes with page numbers

Whenever you change a frame on your Jamboard device, we now will show a distinct frame-change animation along with the page number.



USB camera support

Users can connect a USB camera and select which camera feed they want to use (either USB camera or internal camera) in the settings panel of the Jamboard kiosk.

S/PDIF audio support

Users can attach external speakers to the board via S/PDIF (a rear port on the back of the device for optical audio).

For a full list of new features and improvements from February's release, check out the [What's New in Jamboard](#) page in the Help Center.

Email members of a Team Drive

Announced on February 12th, 2018

Share with your organization

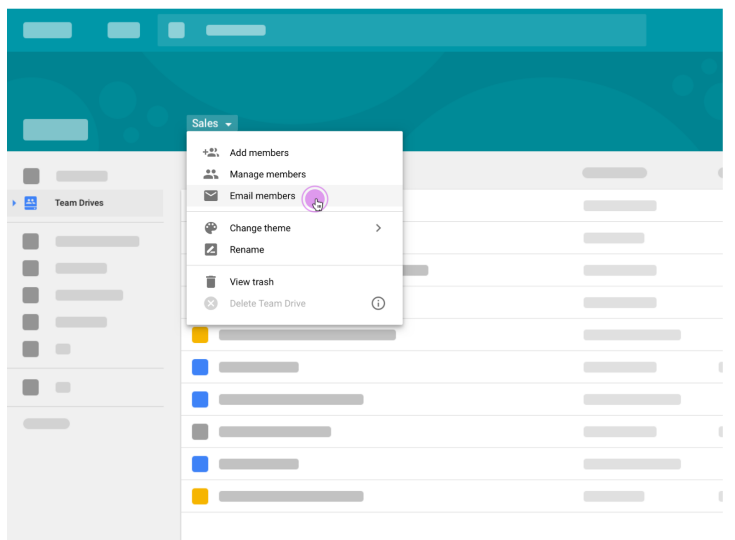
[- back to top -](#)

What's new: [Team Drives](#) make it easier for teams to store, search, and access important files, especially as team members change over time. To improve collaboration in Team Drives, we're adding the ability to email all the members of a Team Drive.

There are two ways to email members of a Team Drive:

- From the Team Drive: Navigate to the Team Drive, click the drop-down menu next to the Team Drive name, and click "Email members."
- From within a file that is in the Team Drive: While editing or viewing the document, open the File menu, and click "Email Collaborators."


When you select to email members, you can easily customize who your email is sent to. Use checkboxes to include or exclude "Members" who have access to the full Team Drive, "Guests" who only have access to that specific document within the Team Drive, and users with different Team Drive access levels, such as "Full," "Edit," "Comment," and "View."



Simple to use

New ways to comment on Microsoft files (and more) in Google Drive

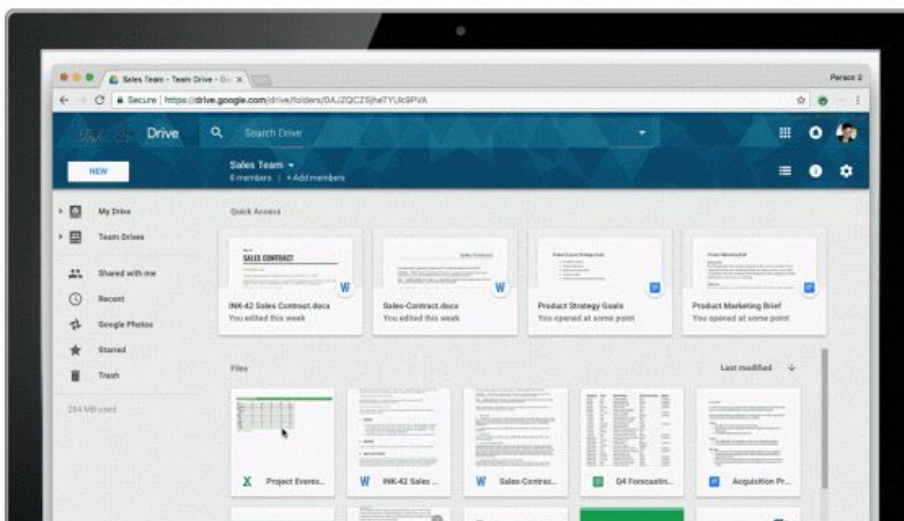
Announced on February 7th, 2018

 Share with your organization

[- back to top -](#)

What's new: Google Drive makes it easy to store and share files in the cloud so you can collaborate securely with your teams and clients while on the go. And we understand that teams work with all kinds of files and tools to get things done. Now, we've made it possible to comment directly on more file types including Microsoft Office files, PDFs and images—without having to convert them into Docs, Sheets or Slides.

When you're collaborating with an external agency, negotiating a contract with a client or coordinating a sales agreement with a supplier, chances are you're dealing with multiple file formats. With this update, you can now comment on those files in Drive the way you're used to in Google Docs. In the [Drive preview pane](#), comment, assign tasks, or mention coworkers and the people you work can reply back, even if they're not using G Suite. Let's say your coworker opens a file on her Windows laptop using MS Word, she will see your comment in the file and can reply right from there.



With commenting in Drive preview, you won't need to open up other tools to complete tasks. Instead, open Microsoft Office files, like Word, Excel and PowerPoint, in Drive preview and give feedback in comments then get back to work.

[AODocs](#), a company that helps enterprises replace their legacy document management applications and automate business processes integrated with Drive, has been testing the new Drive commenting feature for the past few months. As AODocs helps companies transition from legacy systems, they often collaborate across various licensed software.

"We frequently use the comments feature in Google Docs and Slides when preparing specification documents, reviewing project proposals and creating marketing materials," says Stéphane Donzé, chief executive officer and founder of AODocs. "With commenting in Drive Preview feature, we can now extend the same collaboration, review and validation processes to Microsoft Office Applications, images and PDFs."

The ability to comment in Drive preview mode is just one example of [interoperability](#) between G Suite and Microsoft Office products. You can also use a [Drive plug-in](#) for Outlook to make it easier to insert files stored in Drive to an Outlook email and save incoming attachments to your Drive from Outlook. [Our Help Center has more specifics](#) on how to enable the plug-in for admins.

Of course, you can also convert Microsoft Office files into Docs, Sheets or Slides. In Google Drive, right click on an Office file and click Open with and then select Docs (or Sheets or Slides). Lastly, you can choose to edit Microsoft files without converting them fully using Office Compatibility Mode (OCM).

Improving the menus in Google Docs editors

Announced on February 14th, 2018



Share with your organization

- [back to top](#) -

What's new: Based on usage data and your feedback, we made some changes to the menus in the web versions of the Google Docs editors. These are similar to the changes we made in [December](#) and in [January](#) and make it easier to find certain items.

Changes that affect all Docs editors menus (including Google Docs, Slides, and Sheets):

- In the Tools menu, "Spelling" will be renamed "Check Spelling."
- In the Edit menu, "Select none" will be removed.
- Items in the File, Edit, and Tools menus will be reordered.

Changes that only affect Google Sheets menus:

- In the Data menu, "Filter" will be renamed "Create a filter."
- In the Data menu, "Validation" will be renamed "Data validation."
- Items in the Data menu will be reordered.
- Items in the Format menu will be reordered.

These changes only affect the visual menu on the web version of these products. All options will still be available via [keyboard shortcuts](#) and the search box in the Help menu.

Twelve third-party applications added to the G Suite pre-integrated SAML apps catalog

Announced on February 14th, 2018



Admin feature

- [back to top](#) -

What's new: With [Single-Sign-On \(SSO\)](#), users can access all of their enterprise cloud applications—including the Admin console for admins—after signing in just one time. Google supports the two most popular enterprise SSO standards, OpenID Connect and SAML, and there are more than 800 applications with pre-integrated SSO support in our third-party apps catalog already.

We're now adding SAML integration for 12 additional applications:

- 15Five
- 4Me
- Clarizen
- Deskpro
- Heroku
- Hightail
- moxtra
- ScreenSteps
- Targetprocess
- Tinfoil
- UserEcho
- xMatters

You can find our full list of pre-integrated applications, as well as instructions for installing them, in [the Help Center](#).

Note that apart from the pre-integrated SAML applications, G Suite also supports installing "Custom SAML Applications," which means that admins can install any third-party application that supports SAML. The advantage of a pre-integrated app is that the installation is much easier. You can learn more about installing Custom SAML Applications in [this Help Center article](#).

Business ready

Google Vault support for Hangouts Chat

Announced on February 28th, 2018

★ Admin feature

- [back to top](#) -

What's new: [We announced](#) some new G Suite products and features to help your organization collaborate more effectively and efficiently (*New ways to help teams work faster and smarter with G Suite*, above). As part of that announcement, we introduced Google Vault support for Hangouts Chat. Below are some admin-specific details to help you get started.

The [newly launched](#) Hangouts Chat is an intelligent and secure tool that makes team collaboration easy. An enterprise-ready solution, Hangouts Chat gives G Suite admins the governance controls they need to manage and secure their organization's data, including full support in Google Vault—a tool that can help with their eDiscovery and compliance needs.

Set retention policies for Hangouts Chat messages

As a G Suite admin, you can now set retention policies that apply to all Hangouts Chat messages, including those sent directly and those sent in rooms.

You can set a default rule that applies to all users in your domain. This can be an indefinite retention policy (such that messages are never expunged), or one that expunges messages at the end of a specific time period. The default rule applies to all direct messages and rooms in your domain.

You can also set custom retention rules for specific organizational units (OUs), which apply to direct messages only, and/or for all rooms, which apply to room conversations only. This allows you to manage the lifecycle of direct and room messages separately. Custom rules override the default rule and, if multiple custom rules apply to a message, the rule with the longest retention coverage period takes precedence.

Create a custom retention rule

Hangouts Chat ▼

Entity
Apply your rule to DMs with users from an organizational unit or to all Rooms

Organizational unit ▼

SpecialOrg ▼

Does not apply to Rooms ⓘ

Duration
Choose how long to keep messages

Indefinitely

days from when the message was sent.

Place legal holds on Hangouts Chat messages

In addition to setting retention policies, you can now place legal holds on your employees' Hangouts Chat conversations, whether they take place via direct message or in rooms.

Doing so will preserve room conversations in which a held user is a participant (i.e. they've sent a message) and direct messages in which a held user is a member (i.e. they've sent or received a message), regardless of whether that user deletes those messages. If a user on hold deletes a message, it will appear deleted to them—but it will be available in Vault until the hold is removed. Remember that holds always take precedence over retention rules.

Type
Choose where to apply your hold

Hangouts Chat ▾

User
Apply your hold to accounts or organizational units

Organization ▾

OU3 ▾

Also include associated conversations in Rooms ⓘ

Search, preview and export chat content

Finally, you can now search, preview, and export your employees' Hangouts Chat messages. This enables you to apply the same eDiscovery programs you use for other G Suite services (like Gmail and Drive) to content stored in Hangouts Chat direct messages and rooms.

Legal Case 123

Hangouts Chat ▾ All Data ▾ Accounts ▾

Accounts:
custodian@altostrat.com

Include results from Rooms ⓘ

Sent date:
[] to []

Time zone for this search: ⓘ
GMT+00:00

Terms: ⓘ
Terms

To learn more about how Vault's support for Hangouts Chat can help your organization meet its legal obligations and archiving needs, check out the [Vault Help Center](#).

New Drive File Stream settings for your organization's deployment

Announced on February 22nd, 2018

★ Admin feature

[- back to top -](#)

What's new: Drive File Stream lets you stream files directly from the cloud to your computer and select files to be available offline. Based on your feedback we added several features to Drive File Stream which will help you:

- Control when changes are synced to Google Drive (all end users)
- Customize the cache location (admins only)
- Limit the bandwidth used (admins only)
- Customize drive letter or mount point (admins only)

For more details on these features and how to use them, see below.

Control when changes are synced to Google Drive

End users can now pause Drive File Stream syncing. While paused, Drive File Stream will not upload local changes to Google Drive, and new versions of files made available offline will not download. To pause syncing, open the Drive File Stream menu and click More > Pause Syncing.

Customize the cache location

Admins can now customize the content cache location for Drive File Stream to any directory on a connected APFS, HFS+, or NTFS file system.

Limit the bandwidth used

Admins can now limit the bandwidth of Drive File Stream for uploads and downloads.

Customize drive letter or mount point

In a previous release, we added a feature that allows Admins to customize the default letter drive on Windows, the mount point on macOS, and proxy settings. These configurations can be set at the user or host-wide level, and persist when Drive File Stream restarts.

For details, see our [Help Center on how to configure Drive File Stream](#).

Manage app runtime permissions on Android devices with Google Mobile Management

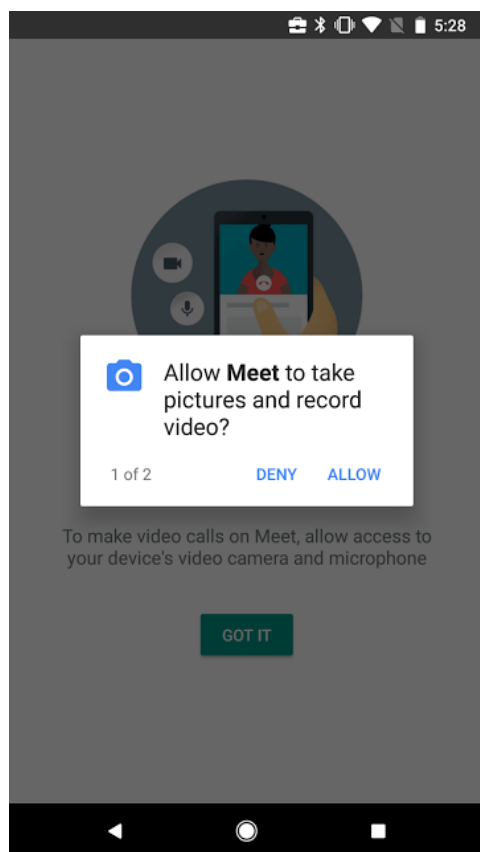
Announced on February 8th, 2018

★ Admin feature

- [back to top](#) -

What's new: We know that to best protect your organizations and better serve your employees, you need increased control over the applications running on their mobile devices. With this launch, we did just that. Going forward, G Suite admins can manage permissions that Android apps request at runtime, as opposed to at installation time (also known as "runtime permissions"). Note that this feature is only available for apps running in work profiles or on company-owned devices.

Generally, an app requests permission at runtime when it's attempting to access sensitive data, like a user's location, contacts, calendar, microphone, or storage. These permissions have to be explicitly granted by the user at that moment, and not just when the app is installed. See below for an example.

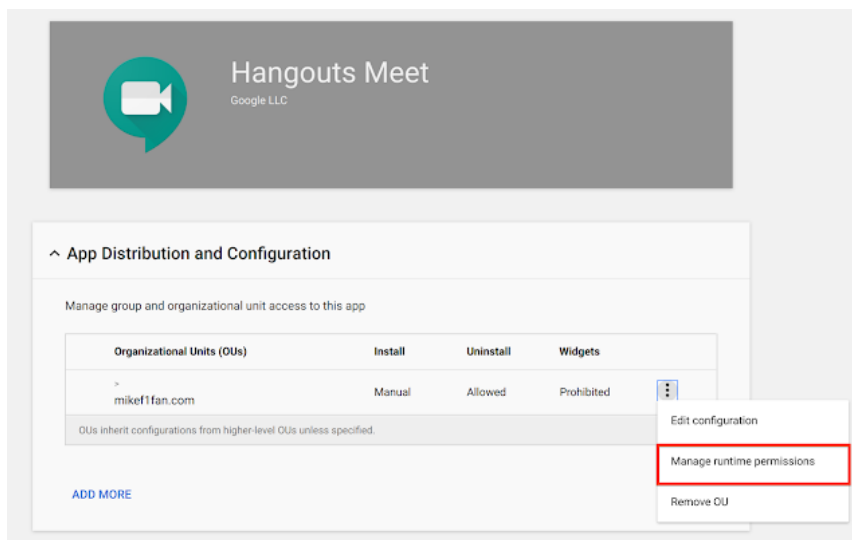


To help you better manage runtime permissions for Android apps*, we introduced two new settings in the Admin console for customers using [Google Mobile Management](#).

The first gives G Suite admins three options for management of all runtime permissions on all Android apps: (1) allow runtime permissions automatically, (2) deny runtime permissions automatically, or (3) prompt the end user to choose whether to grant runtime permissions. The last setting is the default; it can be changed in the Admin console under Device Management > Android Settings > Apps and Data Sharing.



The second setting can be found under the App Distribution and Configuration options provided when an Android app is whitelisted. This setting allows admins to manage runtime permissions for that specific app. For example, an admin can forbid the app to access the device's location or contacts. Where there are conflicts, this setting will take priority over the app-wide setting mentioned above.

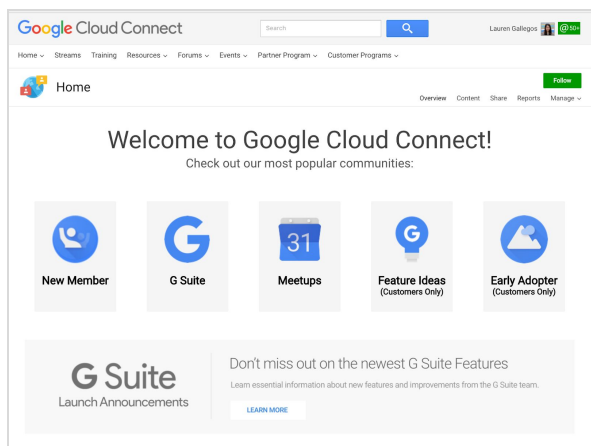


***IMPORTANT:** Android apps will only request permissions at runtime if the device is running Android 6.0 (Marshmallow) or higher and the app itself targets API level 23 or higher. The second setting mentioned above will be greyed out in Admin console if the app doesn't target API23+. If you're unsure of whether an app will request runtime permissions, we recommend contacting the app developer.

Learn more about G Suite

Cloud Connect: The official community for G Suite Admins

★ Admin resource - [back to top](#) -



Sign in today: Cloud Connect is your one stop shop for resources to make your work with G Suite easier. [Sign in today](#) to discuss best practices, ask questions, and communicate with your peers and Googlers. Don't miss out! Make sure you [follow our Community Manager, Lauren Gallegos](#), to get the weekly buzz.

What's new: In February, we continued our Editorial Calendar for Q1. We added new use cases to our growing catalog, covering topics like [29 Countries](#), [29 Cultures](#), [29 Changes \[Guest post by Sarah Masotti, PwC\]](#) and the [Tips for increasing the usage of Drive and/or G+ within your organisation](#).

Join us in March for more use cases on your favorite Google Cloud products.

What's New for G Suite Admins videos

★ Admin resource - [back to top](#) -



What's new: The *What's New for G Suite Admins* videos provide a recap of all of the features we've released in the past month that are relevant to G Suite Admins, so you can watch and share them whenever you want.

How it works: Bookmark the [playlist on YouTube](#) and check back each month for updates.

*Thanks for checking out our newsletter!
We'd really appreciate [your thoughts](#) on how we can make this work best for you.*