



WORLD

Number of new cases

19 976 499

Number of deaths

9 743 832

Number of prevalent cases (5-year)

53 504 187

Statistics at a glance, 2022

	Males	Females	Both sexes
Population	3 972 735 747	3 912 335 034	7 885 070 781
Incidence*			
Number of new cancer cases	10 311 610	9 664 889	19 976 499
Age-standardized incidence rate	212.6	186.3	196.9
Risk of developing cancer before the age of 75 years (cum. risk %)	21.8	18.5	20.0
Top 3 leading cancers (ranked by cases)**	Lung Prostate Colorectum	Breast Lung Colorectum	Lung Breast Colorectum
Mortality*			
Number of cancer deaths	5 430 284	4 313 548	9 743 832
Age-standardized mortality rate	109.8	76.9	91.7
Risk of dying from cancer before the age of 75 years (cum. risk %)	11.4	8.0	9.6
Top 3 leading cancers (ranked by deaths)**	Lung Liver Colorectum	Breast Lung Colorectum	Lung Colorectum Liver
Prevalence*			
5-year prevalent cases	25 747 272	27 756 915	53 504 187

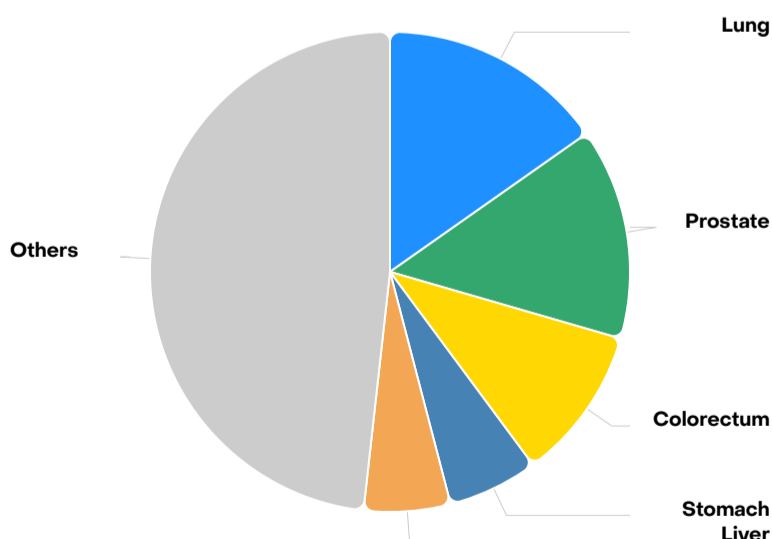
Population(s) included: ["Northern Africa", "Middle Africa", "Western Africa", "Southern Africa", "Eastern Africa", "South Central Asia", "Western Asia", "South-Eastern Asia", "Eastern Asia", "Southern Europe", "Western Europe", "Eastern Europe", "Northern Europe", "Northern America", "South America", "Caribbean", "Central America", "Australia", "New Zealand", "Melanesia", "Polynesia", "Micronesia"]



Kilometers
0 250 500 1000

Top 5 most frequent cancers**

Males

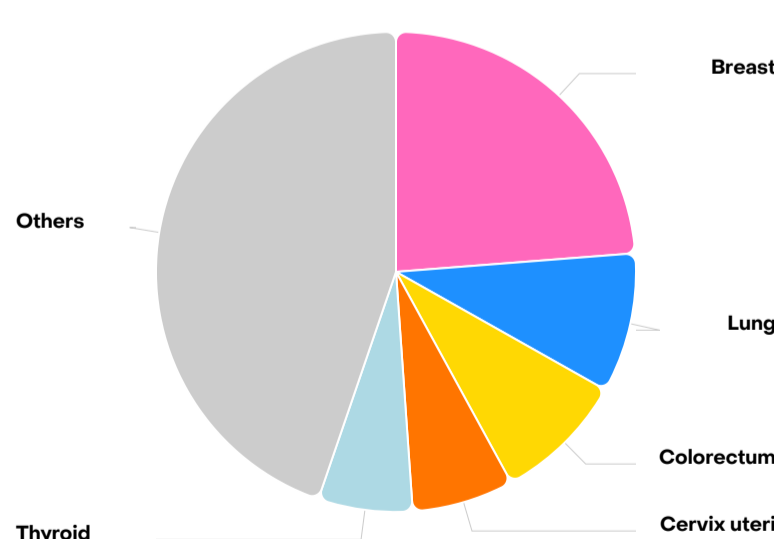


Total: 10 311 610

Rank	Cancer site	Number of cases	Percent
1st	Lung	1 572 045	15.2%
2nd	Prostate	1 467 854	14.2%
3rd	Colorectum	1 069 446	10.4%
4th	Stomach	627 458	6.1%
5th	Liver	600 676	5.8%
-	Others	4 974 131	48.2%

Number of new cases in 2022, males, all ages

Females

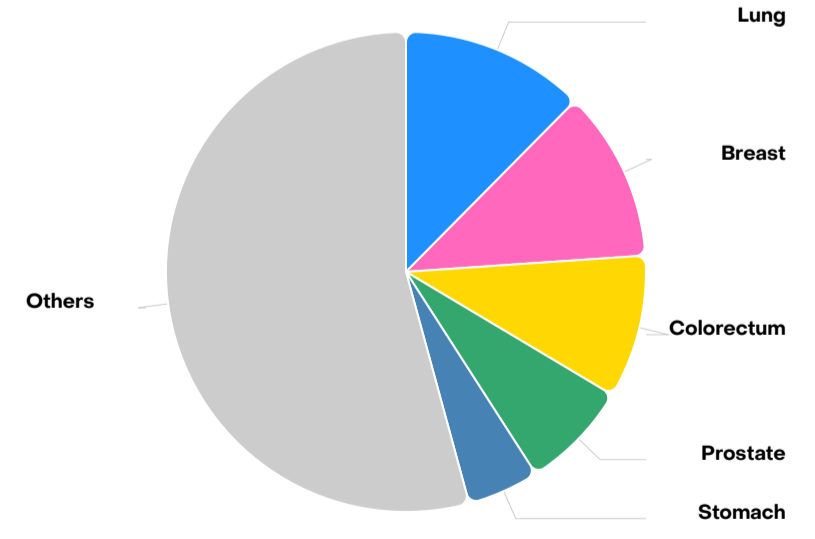


Total: 9 664 889

Rank	Cancer site	Number of cases	Percent
1st	Breast	2 296 840	23.8%
2nd	Lung	908 630	9.4%
3rd	Colorectum	856 979	8.9%
4th	Cervix uteri	662 301	6.9%
5th	Thyroid	614 729	6.4%
-	Others	4 325 410	44.8%

Number of new cases in 2022, females, all ages

Both sexes



Total: 19 976 499

Rank	Cancer site	Number of cases	Percent
1st	Lung	2 480 675	12.4%
2nd	Breast	2 296 840	11.5%
3rd	Colorectum	1 926 425	9.6%
4th	Prostate	1 467 854	7.3%
5th	Stomach	968 784	4.8%
-	Others	10 835 921	54.2%

Number of new cases in 2022, both sexes, all ages

Incidence, Mortality and Prevalence by cancer site

Cancer	New cases				Deaths				5-year prevalence	
	Number	Rank	(%)	Cum.risk	Number	Rank	(%)	Cum.risk	Number	Prop. (per 100 000)
Lung	2 480 675	1	12.4	2.9	1 817 469	1	18.7	2.0	3 221 461	40.9
Breast	2 296 840	2	11.5	5.1	666 103	4	6.8	1.4	8 178 393	209.0
Colorectum	1 926 425	3	9.6	2.1	904 019	2	9.3	0.84	5 767 781	73.2
Prostate	1 467 854	4	7.3	3.7	397 430	8	4.1	0.61	5 033 178	126.7
Stomach	968 784	5	4.9	1.1	660 175	5	6.8	0.69	1 626 443	20.6
Liver	866 136	6	4.3	1.0	758 725	3	7.8	0.85	1 163 723	14.8
Thyroid	821 214	7	4.1	0.91	47 507	24	0.49	0.05	2 911 382	36.9
Cervix uteri	662 301	8	3.3	1.5	348 874	9	3.6	0.79	1 948 521	49.8
Bladder	614 298	9	3.1	0.64	220 596	13	2.3	0.17	1 950 315	24.7
NHL	553 389	10	2.8	0.60	250 679	11	2.6	0.24	1 738 516	22.1
Oesophagus	511 054	11	2.6	0.61	445 391	7	4.6	0.50	717 169	9.1
Pancreas	510 992	12	2.6	0.53	467 409	6	4.8	0.47	461 479	5.9
Leukaemia	487 294	13	2.4	0.50	305 405	10	3.1	0.29	1 454 585	18.5
Kidney	434 840	14	2.2	0.51	155 953	16	1.6	0.16	1 369 974	17.4
Corpus uteri	420 368	15	2.1	1.0	97 723	19	1.0	0.20	1 594 042	40.7
Lip, oral cavity	389 846	16	2.0	0.46	188 438	15	1.9	0.22	1 094 448	13.9
Melanoma	331 722	17	1.7	0.35	58 667	22	0.60	0.05	1 262 756	16.0
Ovary	324 603	18	1.6	0.73	206 956	14	2.1	0.46	929 996	23.8
Brain CNS	321 731	19	1.6	0.35	248 500	12	2.6	0.28	1 199 313	15.2
Larynx	189 191	20	0.95	0.24	103 359	18	1.1	0.12	583 868	7.4
Multiple myeloma	187 952	21	0.94	0.22	121 388	17	1.2	0.13	538 948	6.8
Gallbladder	122 491	22	0.61	0.13	89 055	20	0.91	0.09	167 953	2.1
Nasopharynx	120 434	23	0.60	0.14	73 482	21	0.75	0.09	359 560	4.6
Oropharynx	106 400	24	0.53	0.13	52 305	23	0.54	0.06	306 242	3.9
Hypopharynx	86 257	25	0.43	0.11	40 902	25	0.42	0.05	159 986	2.0
Hodgkin lymphoma	82 469	26	0.41	0.08	22 733	28	0.23	0.02	292 256	3.7
Testis	72 040	27	0.36	0.13	9 068	32	0.09	0.02	297 454	7.5
Salivary glands	55 083	28	0.28	0.06	23 942	27	0.25	0.03	170 570	2.2
Vulva	47 336	29	0.24	0.09	18 579	29	0.19	0.03	142 049	3.6
Penis	37 700	30	0.19	0.09	13 738	31	0.14	0.03	110 717	2.8
Kaposi sarcoma	35 813	31	0.18	0.04	16 169	30	0.17	0.02	82 122	1.0
Mesothelioma	30 633	32	0.15	0.03	25 371	26	0.26	0.02	36 663	0.46
All cancers	19 976 499	-	-	20.0	9 743 832	-	-	9.6	53 504 187	-
All cancers excl. NMSC	18 741 966	-	-	19.2	9 674 416	-	-	9.6	49 322 012	-

Data source and methods

Incidence

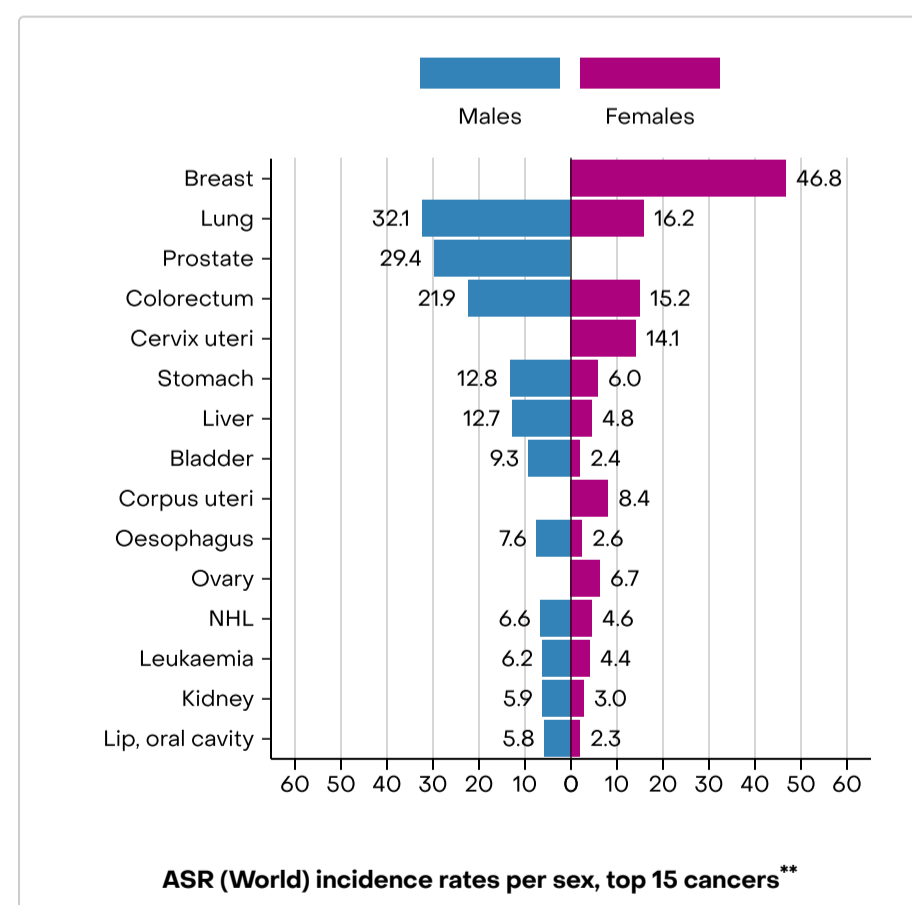
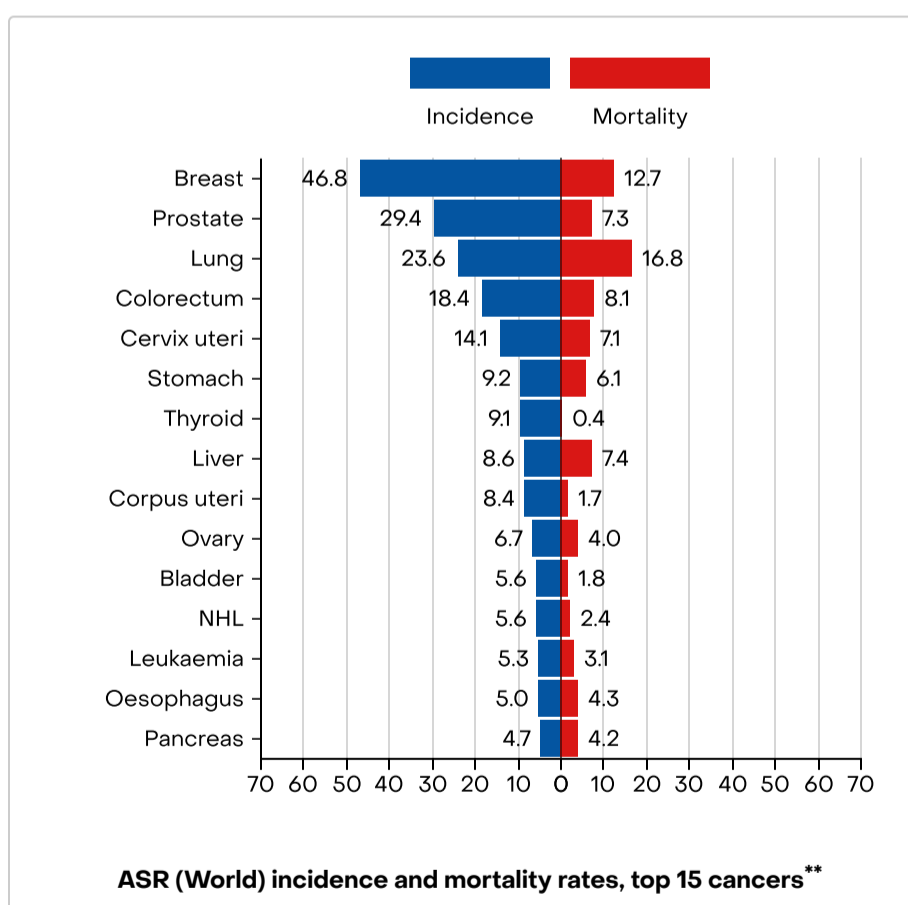
Sum of region-specific cases.

Mortality

Sum of region-specific deaths

Prevalence

Sum of region-specific prevalent cases.



* includes non-melanoma skin cancer (NMSC)

** NMSC included in other cancers

Age standardization using world population ([see link](#))

References

Website citation

Ferlay J, Ervik M, Lam F, Laversanne M, Colombet M, Mery L, Piñeros M, Znaor A, Soerjomataram I, Bray F (2024). Global Cancer Observatory: Cancer Today. Lyon, France: International Agency for Research on Cancer. Available from: <https://gco.iarc.who.int/today>, accessed [DD Month YYYY].

Cancer incidence and mortality data

Sung H, Ferlay J, Siegel RL, Laversanne M, Soerjomataram I, Jemal A, Bray F. Global cancer statistics 2020: GLOBOCAN estimates of incidence and mortality worldwide for 36 cancers in 185 countries. CA Cancer J Clin. 2021 Feb 4. doi: 10.3322/caac.21660. Epub ahead of print. PMID: 33538338.

Ferlay J, Colombet M, Soerjomataram I, Parkin DM, Piñeros M, Znaor A, Bray F. Cancer statistics for the year 2020: An overview. Int J Cancer. 2021 Apr 5. doi: 10.1002/ijc.33588. Epub ahead of print. PMID: 33818764.

