

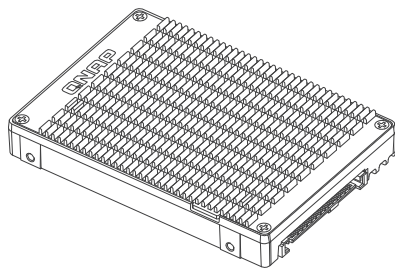


## QDA-UMP/QDA-UMP4

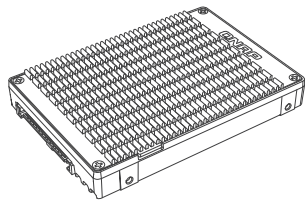
M.2 PCIe NVMe SSD to U.2 Adapter

## QDA-U2MP

Dual M.2 PCIe NVMe SSD to U.2 Adapter



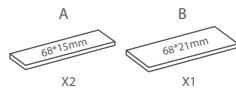
### Package Contents



#### QDA-UMP/QDA-UMP4



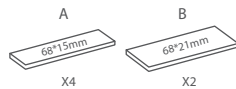
M.2 SSD



#### QDA-U2MP



M.2 SSD



All the drive data will be cleared upon SSD / HDD initialization

Alle Laufwerksdaten werden bei SSD/HDD-Initialisierung gelöscht

Toutes les données présentes sur les disques seront effacées lors de l'initialisation des SSD/HDD

Tutti i dati presenti verranno cancellati durante l'inizializzazione degli SSD / HDD

Todos los datos del disco serán borrados con la inicialización del SSD / HDD

Alle gegevens worden gewist tijdens de initialisatie van de SSD / HDD's

All data kommer att raderas när SSD / HDD initieras

SSD / HDD alustaminen poistaa kaikki tiedostot

Alle data på drevet vil blive ryddet efter initialisering af SSD / HDD

All data vil bli slettet når SSD / HDD er initialisert

Todos os dados do SSD / HDD serão apagados com a inicialização do SSD / HDD

После инициализации SSD/HDD все данные на нем будут удалены

硬碟初始化時，所有資料皆會被清除

所有 SSD / HDD 上的数据都将会被清除

SSD / HDD を初期化すると、すべてのデータが消去されます

SSD / HDD 를 초기화 시키면 드라이브의 모든 데이터가 손실됩니다

ข้อมูลในไดรฟ์จะถูกลบออก เมื่อมีการตั้งค่าเริ่มต้น

Kurulum başladığında SSD / HDD disk üzerinde ki tüm veri silinecektir

Minden korábbi adat törlődik az SSD / HDD-ről az első rendszerindítás során

Všetchna data na SSD / HDD budou smazána v důsledku inicializace

Podczas instalacji wszystkie dane na dyskach SSD / HDD zostaną usunięte

يتم مسح كل بيانات محرك الأقراص عند تهيئة HDD (قرص الحالة الصلبة) / SSD (محرك الأقراص الصلبة)

en

de

fr

it

es

nl

sv

fi

da

no

pt

ru

tw

cn

ja

ko

th

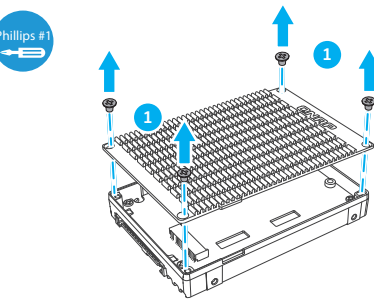
tr

hu

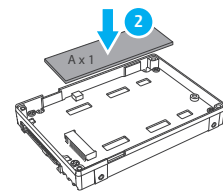
cs

pl

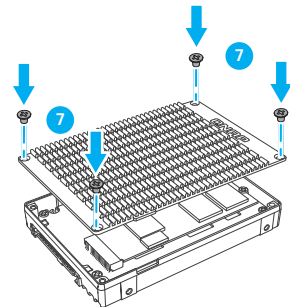
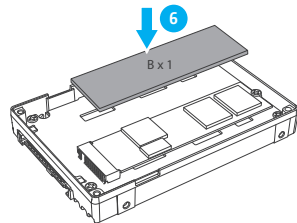
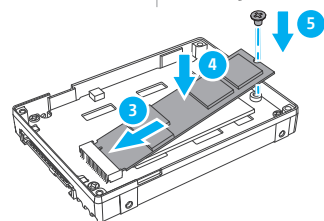
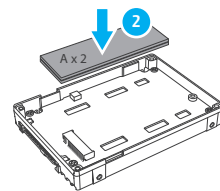
ar



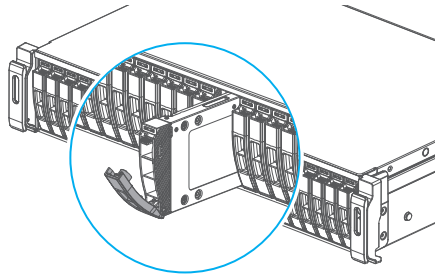
double-sided M.2 SSD



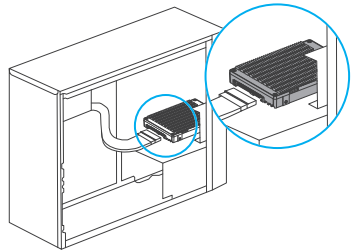
single-sided M.2 SSD



NAS



PC



### Software Support

QNAP NAS



QTS / QuTS hero

- Visit Download Center for our full guides and utilities. ----- en
- Unsere vollständigen Handbücher und Dienstprogramme finden Sie im Download Center.----- de
- Visitez le Centre de téléchargement pour accéder à nos guides et utilitaires complets. ----- fr
- Per le guide e le utilità complete, visitare il Centro download. ----- it
- Visite el Centro de descargas para ver todas nuestras guías y utilidades. ----- es
- Bezoek het downloadcentrum voor onze uitgebreide gidsen en hulpprogramma's. ----- nl
- Besök Nedladdningscenter för våra fullständiga guider och verktyg. ----- sv
- Katso täydelliset oppaat ja apuohjelmat latauskeskuksestamme. ----- fi
- Besøg Downloadcenter for at se alle vores vejledninger og hjælpeværktøjer. ----- da
- Gå til Nedlastingssenter for fullstendige veiledninger og verktøy. ----- no
- Visite a Central de Download para acessar nossos guias e utilitários completos. ----- pt
- Чтобы ознакомиться с полным набором руководств и служебных программ, посетите Центр загрузки. --- ru
- 請前往下載中心取得完整指南和應用工具。 ----- tw
- 有关完整指南和实用工具，请访问“下载中心”。 ----- cn
- 完全なガイドとユーティリティについては、ダウンロードセンターをご覧ください。 ----- ja
- 다운로드 센터에서 전체 지침 및 유틸리티를 확인하십시오. ----- ko
- กรุณาเข้าสู่ศูนย์การดาวน์โหลดเพื่อดาวน์โหลดคู่มือฉบับสมบูรณ์และโปรแกรมจอร์รปประโยชน์ต่างๆ ----- th
- Tam kılavuzumuz ve yardımcı hizmetlerimiz için İndirme Merkezi'ni ziyaret edin. ----- tr
- A teljes útmutatók és segédprogramok megtekintéséhez keresse fel a Letöltési központot. ----- hu
- Kompletního průvodce a nástroje najdete na webu Centrum stahování. ----- cs
- Odwiedź Centrum pobierania, aby uzyskać kompletne przewodniki i narzędzia. ----- pl
- المساعدة الكاملة للحصول على الأدوات والأدلة تفضل بزيارة مركز التنزيل. ----- ar



This device complies with Part 15 of the FCC Rules. Operation is subject to the following two conditions:

1. This device may not cause harmful interference.
2. This device must accept any interference received, including interference that may cause undesired operation.

FCC Class B Notice: This equipment has been tested and found to comply with the limits for a Class B digital device, pursuant to Part 15 of the FCC Rules. These limits are designed to provide reasonable protection against harmful interference in a residential installation. This equipment generates, uses, and can radiate radio frequency energy and, if not installed and used in accordance with the instructions, may cause harmful interference to radio communications. However, there is no guarantee that interference will not occur in a particular installation. If this equipment does cause harmful interference to radio or television reception, which can be determined by turning the equipment off and on, the user is encouraged to try to correct the interference by one or more of the following measures:

- Reorient or relocate the receiving antenna.
- Increase the separation between the equipment and receiver.
- Connect the equipment into an outlet on a circuit different from that to which the receiver is connected.
- Consult the dealer or an experienced radio/television technician for help.

Modifications: Any modifications made to this device that are not approved by QNAP Systems, Inc. may void the authority granted to the user by the FCC to operate this equipment.



This QNAP device complies with CE compliance Class B.



According to the requirement of the WEEE legislation the following user information is provided to customers for all branded QNAP Electronics products subject to the WEEE directive.

This symbol on the product or on its packaging indicates that this product must not be disposed of with your other household waste. Instead, it is your responsibility to dispose of your waste equipment by handing it over to a designated collection point for the recycling of waste electrical and electronic equipment. The separate collection and recycling of your waste equipment at the time of disposal will help to conserve natural resources and ensure that it is recycled in a manner that protects human health and the environment. For more information about where you can drop off your waste equipment for recycling, please contact your local city office, your household waste disposal service or the shop where you purchased the product.



更多關於安全、法規、與環境法令遵循相關的資訊，請參閱以下網址  
[www.qnap.com/regulatory/](http://www.qnap.com/regulatory/)

- [www.qnap.com](http://www.qnap.com)
- [service.qnap.com](http://service.qnap.com)
- [download.qnap.com](http://download.qnap.com)
- <http://www.qnap.com/compatibility>