

24HR SNAPSHOT

2021 INTERIM STREET CENSUS



1127

PEOPLE COUNTED
EXPERIENCING
HOMELESSNESS
ON APRIL 21-22

The 2021 Winnipeg Interim Street Census Point in Time Count was held on April 21-22, 2021. The count was a limited, time-specific glimpse of the number of people experiencing homelessness in Winnipeg. The count supports work to end homelessness in Winnipeg, by helping us understand homelessness better.

WHERE PEOPLE STAYED:

370

@ UNSHELTERED
EXCLUDING ENCAMPMENTS
OBSERVED TALLY

54

@ ENCAMPMENTS
OBSERVED TALLY

300

@ EMERGENCY
SHELTERS
SYSTEM DATA TALLY

229

@ 24-7 SAFE
SPACES
SURVEYED TALLY

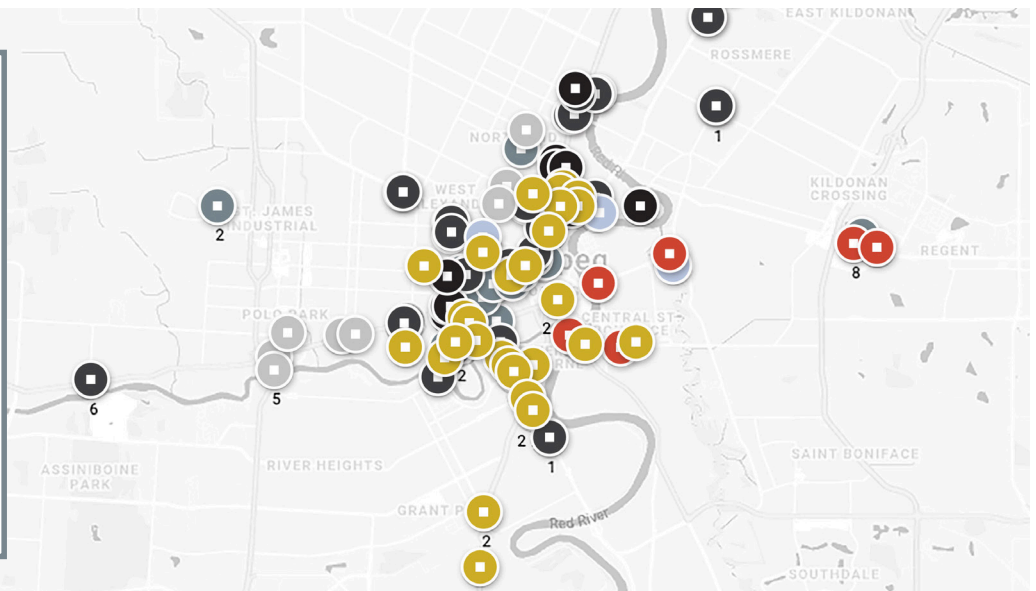
174

@ TRANSITIONAL
HOUSING
SYSTEM DATA TALLY

INDIVIDUALS OBSERVED AT ENCAMPMENTS AND OTHER UNSHELTERED LOCATIONS

NUMBERS ON MAP reflect count of individuals observed at encampments rather than number of encampment sites.

COLOURS OF CIRCLES reflect different organizations observing unsheltered homelessness



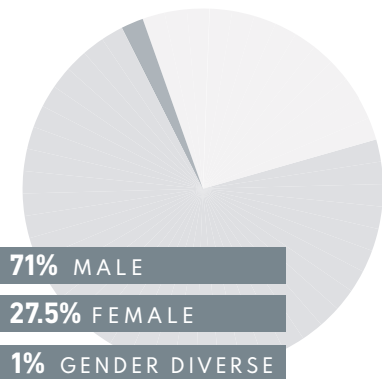
AVAILABILITY OF ADULT EMERGENCY / TRANSITIONAL SHELTER SPACES

EMERGENCY SHELTER SPACES

NUMBER OF FACILITIES: 4 | TOTAL BEDS: 360 | BEDS OCCUPIED: 300

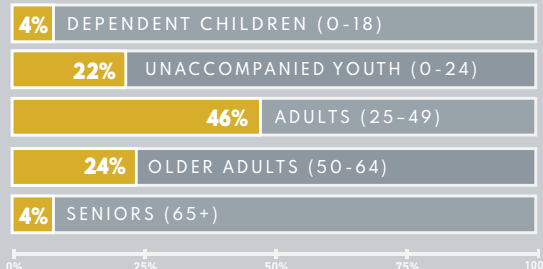
TRANSITIONAL HOUSING SPACES

NUMBER OF FACILITIES: 4 | TOTAL BEDS: 232 | BEDS OCCUPIED: 174



71% MALE
27.5% FEMALE
1% GENDER DIVERSE

DEMOGRAPHICS BY AGE



66%

IDENTIFIED AS
INDIGENOUS*

2% IDENTIFIED
AS VETERANS

*EXCLUDES OBSERVATIONS WHERE INDIGENOUS STATUS WAS RECORDED AS "UNKNOWN"

178

INDIVIDUALS WERE
STRUGGLING WITH
CHRONIC HOMELESSNESS

2021 INTERIM STREET CENSUS



METHODS

The count was held during the COVID-19 pandemic, while Winnipeg was at Provincial Pandemic Response Level **Red: Critical**. Given public health restrictions, the count was held with limited data collection methods. As a result, findings cannot be compared to those of full Street Census Point in Time Counts from 2015 or 2018.

Over a 24-hour period, project partners collected a limited set of information from emergency shelters, transitional housing, 24/7 safe spaces, resource centres, encampments, and unsheltered locations. Not every sheltering or transitional location in Winnipeg participated in the survey.

PROJECT PARTNERS

End Homelessness Winnipeg
Ka Ni Kanichihk Velma's House Safe Space
Ma Mawi Wi Chi Itata Centre WiCheWin
Main Street Project Outreach Team
and Emergency Shelter
MYS Youth Resource Centre
SSCOPE 24/7 Safe Space
Ndinawe Tina's Safe Haven Youth Resource
Centre and 24/7 Safe Space
North End Women's Centre Outreach Team

Resource Assistance for Youth Outreach Team
Rossbrook House 24/7 Safe Space
Siloam Mission Emergency Shelter
St. Boniface Street Links Outreach Team
The Salvation Army Centre of Hope Outreach
Team and Emergency Shelter
Spence Neighbourhood Association Transitional
Emergency Housing Project and WE24 Safe Space
West Central Women's Resource Centre Outreach Team

FINDINGS SUMMARY

Number of people experiencing homelessness counted April 21-22, 2021

OVERNIGHT LOCATION	DATA SOURCE	COUNT
Unsheltered (excluding encampments)*	People observed experiencing homelessness, tally	370
Encampments	People observed experiencing homelessness, tally	54
Emergency Shelters	Systems data, Occupancy	300
24-7 Safe Spaces	Survey, Occupancy	229
Transitional Housing	Systems data, Occupancy	174
	TOTAL	1127

* Unsheltered refers to people experiencing homelessness and not using emergency shelters, safe spaces or transitional housing, instead staying in places like parks, bus shelters, entryways or vacant lots.

Occupancy of adult emergency shelter and transitional housing spaces April 21-22, 2021

TOTAL NUMBER OF BEDS	NUMBER OF FACILITIES	TOTAL NUMBER OF BEDS	OCCUPIED BEDS
Emergency Shelters*	4	360	300
Transitional Housing**	4	232	174

* Emergency Shelter locations: Main Street Project Emergency Shelter, Siloam Mission Emergency Shelter, The Salvation Army Emergency Shelter, The Salvation Army Sunrise Village Family Shelter

** Transitional Housing locations: Main Street Project Mainstay, St. Boniface Street Links, The Salvation Army Haven, The Salvation Army Transitional Shelter

Demographics

Data Source: HIFIS Emergency Shelters, Transitional Housing and Safe Spaces

POPULATION	PERCENT
Men	71%
Women	27.5%
Gender diverse people	1.5%
Indigenous*	66%
Veterans	2%
Chronic (6+ months/ past year)**	17%
Dependent children (up to 18)	4%
Unaccompanied Youth (up to age 24)	22%
Adults (25 - 49)	46%
Older Adults (50 - 64)	24%
Senior (65+)	4%

* Percentage of Indigenous individuals excludes observations where Indigenous status was recorded as "Unknown."

** Chronic homelessness refers to experiences of at least 6 months of homelessness over the past year; or to recurrent experiences of homelessness over the past 3 years, with a cumulative duration of at least 18 months

KEY DEMOGRAPHIC FINDINGS

Those who stayed at emergency shelters included a high percentage of men (71%), with more than half identifying as Indigenous. People experiencing chronic homelessness* represented approximately 17% of all shelter users. While almost half (46%) of emergency shelter users were aged 25 to 49, a concerning finding is that 4% were dependent children under age 18.