

Disability at a Glance 2012

STRENGTHENING THE EVIDENCE BASE
IN ASIA AND THE PACIFIC

Disability at a Glance 2012

STRENGTHENING THE EVIDENCE BASE IN ASIA AND THE PACIFIC

The designations employed and the presentation of the material in this publication do not imply the expression of any opinion on the part of the Secretariat of the United Nations concerning the legal status of any country, territory, city or area or of its authorities, or concerning the delimitation of its frontiers or boundaries.

This publication has been issued without formal editing. It follows United Nations practice in references to countries.

Reproduction and dissemination of material in this publication for educational or other non-commercial purposes are authorized without prior written permission from the copyright holder, provided that the source is fully acknowledged.

For further information on this publication, please contact:

Social Development Division
Economic and Social Commission for Asia and the Pacific
United Nations Building
Rajadamnern Nok Avenue
Bangkok 10200, Thailand

TEL: (66 2) 288-1513
FAX: (66 2) 288-1030
EMAIL: escap-sdd@un.org
WEBSITE: www.unescap.org

Preface

The Asia-Pacific region has witnessed the successful conclusion of the Asian and Pacific Decade of Disabled Persons, 2003–2012. With the proclamation of the new Asian and Pacific Decade of Persons with Disabilities, 2013–2022, ESCAP members and associate members and key stakeholders now have a unique opportunity to renew their commitment towards realizing the vision of a disability-inclusive society that protects, empowers and ensures equality for the estimated 650 million persons with disabilities in the region.

The challenge is now greater than ever. Widening inequalities accompany rapid economic growth in many parts of the region. Amidst recent volatile global economic conditions, there is the risk that social objectives could be side-lined further. Sustainability of economic and social development depends on building inclusive societies that address the needs of all groups, including persons with diverse disabilities, who are currently marginalized from the region's development process.

Exclusion carries high economic and social costs. Disability is part of the human condition, a state which does not discriminate on the basis of gender, race, age, socioeconomic and cultural status. Excluding 'disability' from the economic and social agenda is tantamount to ignoring a reality of human living. Conversely, the level of inclusion of persons with disabilities becomes a good indicator for measuring economic and social progress.

For the realization of the rights of persons with disabilities, reliable and comparable disability data are an essential component of a rigorous evidence base to inform the design, implementation and evaluation of effective policy and programme responses.

The *Disability at a Glance* series, which started in 2006, serves as a companion for policymakers, statisticians and representatives of organizations of, and for, persons with disabilities in Asia and the Pacific. These publications aim to provide a regional overview of disability policies and practices, as well as relevant country data and information.

The fourth edition, *Disability at a Glance 2012: Strengthening the Evidence Base in Asia and the Pacific* continues this tradition. It highlights the complexity of interpreting disability data and stresses the urgent need to work towards a greater common understanding of disability, related data and data collection practices.

This edition consists of an introduction, two analytical chapters and subregional and country snapshots. The introduction provides an overview of disability prevalence in the region and raises questions about interpreting this data. Chapter 1 analyzes some possible sources of variance in disability prevalence and implications for data interpretation. Chapter 2 examines selected key factors that affect people's health and may have a bearing on disability prevalence in the long-term.

Chapter 3, covering subregional and country snapshots, is a central part of the publication. The significant progress in data collection efforts is reflected in the large number of country snapshots included in the current edition (52 countries and areas). The data are drawn from national Government sources, based on bilateral communication between national disability focal points and ESCAP, as well as the 2011 ESCAP Disability Survey.

Moving forward, ESCAP will continue to support data collection efforts, as the region makes accelerated strides towards the ratification and implementation of the Convention on the Rights of Persons with Disabilities (CRPD) and the promotion of a disability-inclusive post-2015 development agenda.

Figures & Tables

FIGURES

PAGE

FIGURE 1	Disability prevalence in Asia-Pacific countries and areas	4
FIGURE 2	Disability prevalence by subregion in Asia and the Pacific	5
FIGURE 3	Illustration of the ICF framework	9
FIGURE 4	Older persons constitute a larger share of all persons with disabilities	18
FIGURE 5	Population projections of persons 60 years and older in Asia and the Pacific, 1990–2050	20

TABLES

TABLE 1	Data collection methods for disability statistics: a comparative summary	13
TABLE 2	Comparison of disability data collection between Australia and Lao People's Democratic Republic	15

Abbreviations

BMF	Biwako Millennium Framework for Action towards an Inclusive, Barrier-free and Rights-based Society for Persons with Disabilities in Asia and the Pacific
CRPD	Convention on the Rights of Persons with Disabilities
ESCAP	Economic and Social Commission for Asia and the Pacific
HDI	Human Development Index
GNI	Gross national income
ICF	International Classification of Functioning, Disability and Health
N.A.	Not applicable
NCD	Non-communicable disease
OECD	Organisation for Economic Co-operation and Development
PPP	Purchasing power parity
UNDP	United Nations Development Programme
WHO	World Health Organization
...	Information not available
☑	Yes
☒	No

NATIONAL CURRENCY ABBREVIATIONS

AUD	Australia Dollar	NZD	New Zealand Dollar
BDT	Bangladesh Taka	PGK	Papua New Guinea Kina
EUR	Euro Member Countries	PHP	Philippines Peso
FJD	Fiji Dollar	PKR	Pakistan Rupee
HKD	Hong Kong Dollar	SBD	Solomon Islands Dollar
INR	India Rupee	SGD	Singapore Dollar
JPY	Japan Yen	THB	Thailand Baht
KHR	Cambodia Riel	TRY	Turkish Lira
LKR	Sri Lanka Rupee	USD	United States Dollar
MOP	Macau Pataca	VND	Viet Nam Dong
MYR	Malaysia Ringgit		

Acknowledgements

This publication was prepared by the ESCAP Social Development Division, under the overall direction of Nanda Krairiksh.

The report drafting team was led by Patrik Andersson and comprised of the following members: Aiko Akiyama, Chol O Han, Mook Shian Kwong, Andres Montes, Marco Roncarati and Ermina Sokou. Administrative assistance was provided by Orani Potchapornkul and Ployarn Khunmuang.

The team is grateful to San Yuenwah and Joseph Kwok for their inputs and comments provided during the preparation of the report.

This publication would not have been possible without the contribution of data from disability focal points of ESCAP members and associate members. The following countries and areas in the ESCAP region responded to the 2011 ESCAP Disability Survey and/or participated in the follow-up data collection for *Disability at a Glance* during the period of May to September 2012: Afghanistan; Armenia; Australia; Azerbaijan; Bangladesh; Bhutan; Brunei Darussalam; Cambodia; China; Cook Islands; Federated States of Micronesia; Fiji; Georgia; Hong Kong, China; India; Indonesia; Islamic Republic of Iran; Japan; Kiribati; Kyrgyzstan; Lao People's Democratic Republic; Macao, China; Malaysia; Maldives; Marshall Islands; Mongolia; Myanmar; Nauru; Nepal, New Caledonia; New Zealand; Niue; Pakistan; Palau, Papua New Guinea; Philippines; Republic of Korea; Russian Federation; Samoa; Singapore; Solomon Islands; Sri Lanka; Tajikistan; Thailand; Timor-Leste; Tonga; Turkey; Tuvalu; Uzbekistan; Vanuatu; and Viet Nam.

We acknowledge with appreciation the efforts of national statistical offices, national disability coordination mechanisms and disability focal points of ESCAP members and associate members to compile and produce disability statistics for use in evidence-based policymaking.

We are thankful to the following international agencies that compiled and provided data used in this publication: United Nations Department of Economic and Social Affairs, United Nations Development Programme, World Bank, and World Health Organization.

The printing of this publication was made possible through the generous support of the Government of Japan.

The cover and layout of the publication were designed by Daniel Feary.

Contents

Preface	ii
Figures & Tables	iv
Abbreviations	v
Acknowledgements	vi
Introduction	2
<hr/>	
CHAPTER 1: INTERPRETING DISABILITY PREVALENCE DATA	6
Models of disability	7
The International Classification of Functioning, Disability and Health	8
Rationale for identifying persons with disabilities	10
Data collection methods	11
Interplay of parameters in data collection	14
<hr/>	
CHAPTER 2: EMERGING FACTORS AFFECTING DISABILITY PREVALENCE	16
Population ageing	17
Non-communicable diseases	19
Road traffic injuries	21
Natural disasters	22
<hr/>	
CHAPTER 3: SUBREGIONAL AND COUNTRY SNAPSHOTS	24
East & North-East Asia	26
North & Central Asia	42
Pacific	62
South-East Asia	100
South & South-West Asia	126
<hr/>	
Annex 1: Data Collection Instruments used by Governments in Asia-Pacific	151
References	152
Explanatory Notes	154

Introduction

“Every person with disabilities has a right to respect for his or her physical and mental integrity on an equal basis with others.”

CONVENTION ON THE RIGHTS OF PERSONS WITH DISABILITIES
ARTICLE 17: PROTECTING THE INTEGRITY OF THE PERSON



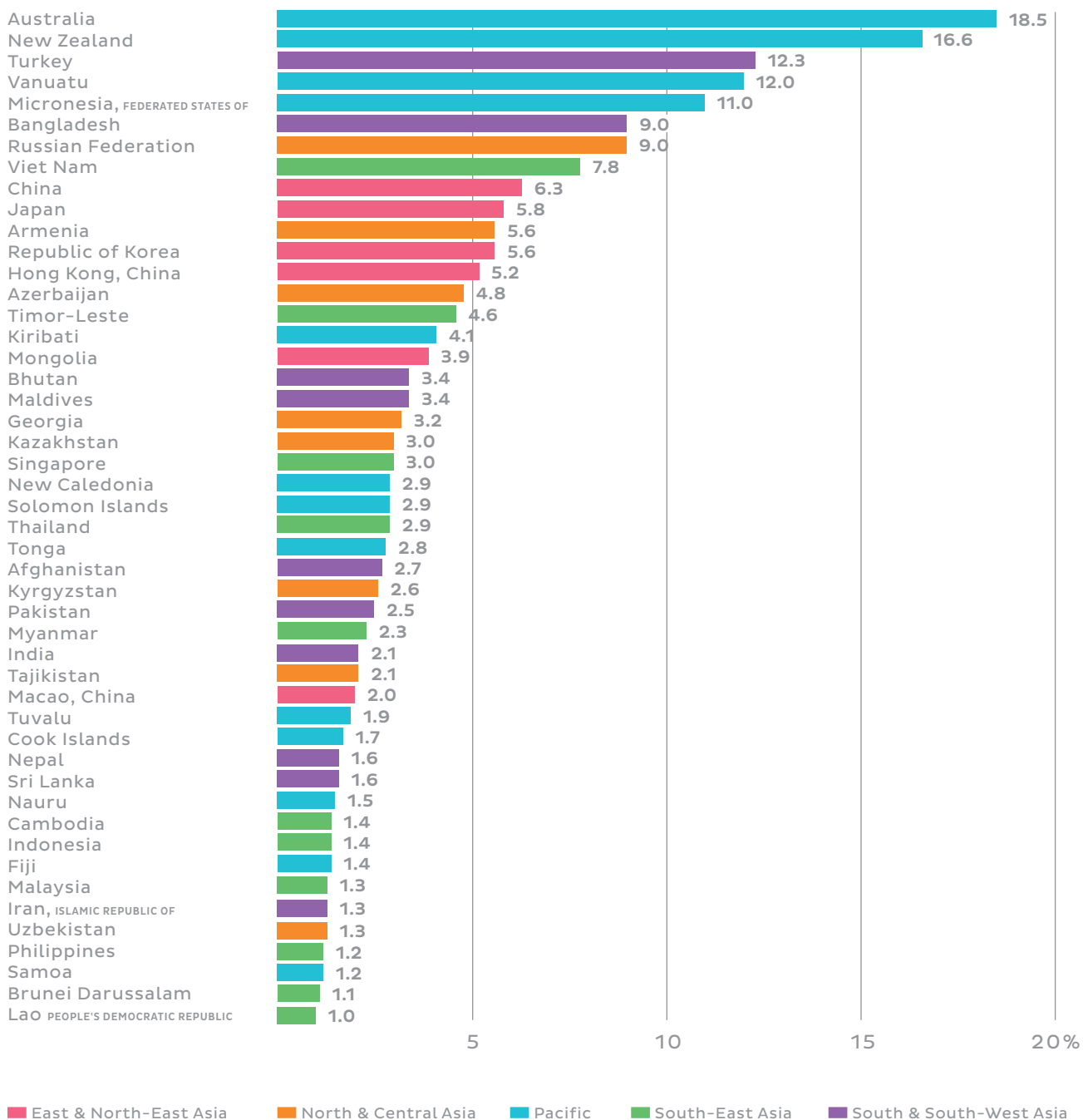
Identifying disability is a complex and multifaceted exercise. Prevalence of disability in the Asia-Pacific region provides a contrasting picture, ranging from 1.0 per cent in the Lao People's Democratic Republic to 18.5 per cent in Australia (*Figure 1*). The average (mean) disability prevalence for the Asia-Pacific region is 4.6 per cent.¹ This average rate stands in stark contrast to the global prevalence, estimated by World Health Organization (WHO) at 15 per cent, and to what is being reported by, for example, OECD (14 per cent) and the European Union (17 per cent).²

Subregional disability prevalences also vary widely. The average disability prevalence ranges from 2.6 per cent in South-East Asia, to 17.0 per cent in the Pacific (*Figure 2*). The largest variation of disability prevalence is found in the Pacific: Samoa's prevalence is 1.2 per cent, New Zealand's is 16.6 per cent and Australia's is 18.5 per cent.

These substantial differences in reported disability prevalence data raise questions: are the differences due to variations in population characteristics, data collection purposes and methods, or other reasons? Furthermore, is there any difference in the degree of accuracy between a high prevalence and a low one? *Chapter 1* will highlight some key issues related to these questions.

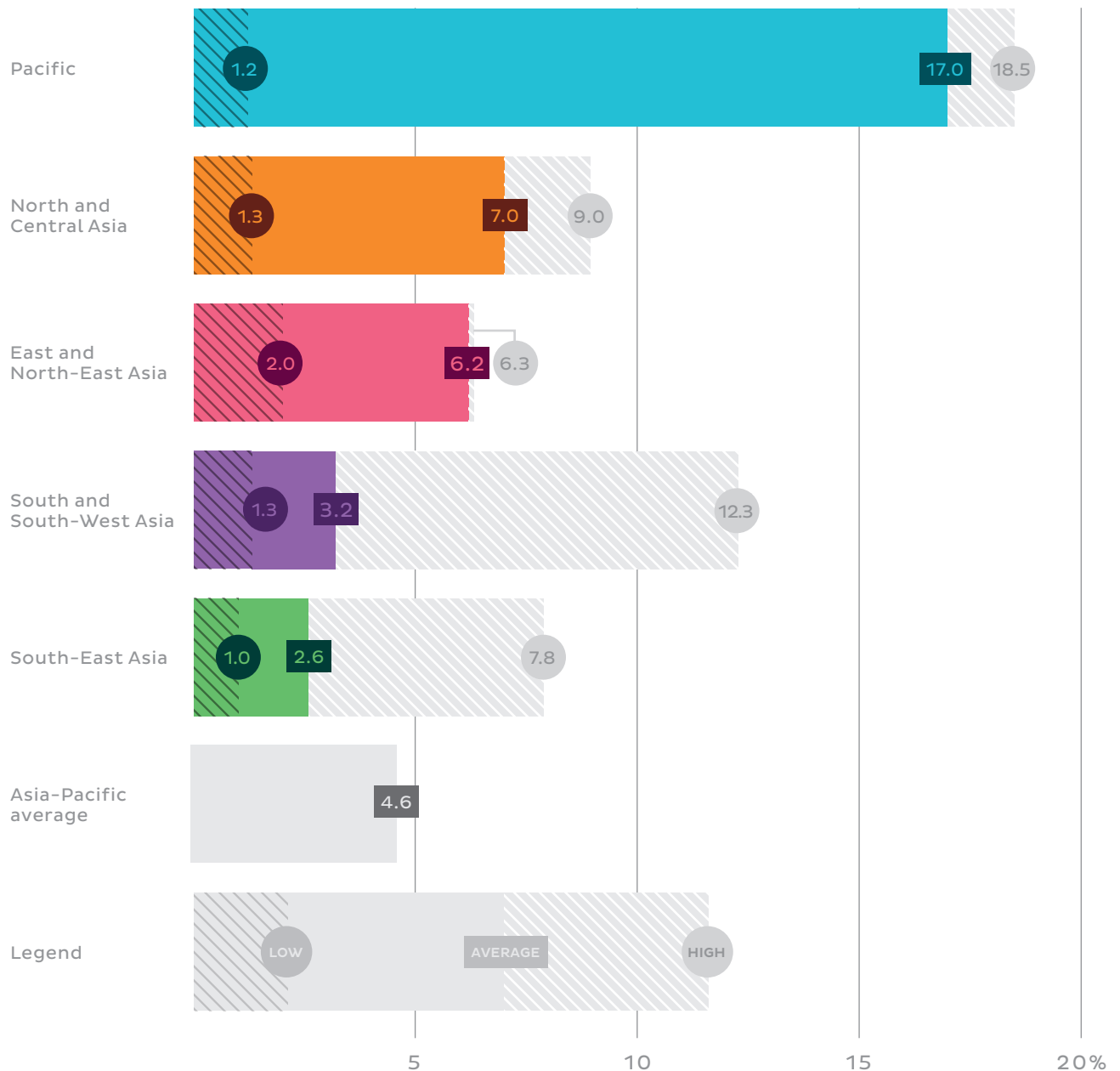
- 1 Regional (or subregional) prevalence is defined as the total number of persons with disabilities in the region (or respective subregion) divided by the total population in the region (or that subregion).
- 2 Data from WHO are based on the results of the World Health Survey and the Global Burden of Disease. (Source: World Health Organization, World Bank (2011). *World Report on Disability*. Accessed from http://whqlibdoc.who.int/publications/2011/9789240685215_eng.pdf on 30 August 2012. Data from OECD are based on the working-age population, defined as 20-64, and taken from the report "Sickness, Disability and Work: Breaking the Barriers", (OECD, 2010). Data from the European Union are for the total population and taken from the report: "Illness, disability and social inclusion", (European Foundation for the Improvement of Living and Working Conditions, 2003).

FIGURE 1. DISABILITY PREVALENCE IN ASIA-PACIFIC COUNTRIES AND AREAS³



SOURCE: ESCAP ANALYSIS BASED ON ESCAP DISABILITY SURVEY, 2011, AND EMAIL COMMUNICATION WITH GOVERNMENT DISABILITY FOCAL POINTS DURING 2012.

FIGURE 2. DISABILITY PREVALENCE BY SUBREGION IN ASIA AND THE PACIFIC⁴



- 3 A total of 48 of the 58 ESCAP regional members and associate members reported prevalence data. Prevalence is defined as the total number of persons with a disability in the country/territory divided by the total population of that country/territory.
- 4 Each bar represents the average disability prevalence in the respective subregion; the circles show the lowest and highest estimate of national prevalence within the same subregion. The rectangle shows the average disability prevalence for the subregion.

Chapter 1

Interpreting disability prevalence data

“This year’s International Day of Persons with Disabilities reminds us that development can only be sustainable when it is equitable, inclusive and accessible for all. Persons with disabilities need therefore to be included at all stages of development processes, from inception to monitoring and evaluation.”

UNITED NATIONS SECRETARY-GENERAL BAN KI-MOON
ON INTERNATIONAL DAY OF PERSONS WITH DISABILITIES,
3 DECEMBER 2011

The purpose of this Chapter is to discuss the main parameters that affect disability prevalence as reported by ESCAP members and associate members. It reviews disability models, frameworks and data collection methods. It also uses an example of two countries from the region, Australia and Lao People's Democratic Republic, to illustrate how different approaches to defining and measuring disability may generate different disability prevalence outcomes.

A key finding is that, across countries, variations in disability prevalence stem from differences in the conceptualization and definition of disability as well as the purpose and method of collecting data. Rather than defining actual differences in disability prevalence, different disability prevalence estimates may reflect different dimensions of disability captured through the use of specific measurement and data collection methodologies.

MODELS OF DISABILITY

Over the years there has been a distinct shift in the way disability is understood and defined. Diverse conceptual models and approaches have been developed, debated and assessed for their accuracy and efficacy. The following two conceptual models have dominated this debate.

THE MEDICAL MODEL

Traditionally, disability was understood merely in terms of one's limitations of physical, intellectual and psychosocial conditions. This model views disability as a deviation from the 'normal'. Through the lens of the medical model, persons with disabilities are considered to be defective and less able than 'normal' human beings. This model has perpetuated narrow notions concerning human perfection, ignoring the reality of the extremely wide spectrum of what is 'normal' and 'average' in any society.

This model has given rise to the labelling of 'the crippled', 'the handicapped' and 'the disabled'. The labelling centres attention on what is lacking, eroding the humanity of the person and disregarding the person's rights, entitlements, abilities, potential and aspirations.

Regarding persons with disabilities as objects of charity is a direct consequence of the negative stereotyping that results from this model.

THE SOCIAL MODEL

With the emergence of various civil rights movements which significantly influenced the participation of persons with disabilities in society, there has been a gradual shift towards a deeper and more holistic understanding of disability. The social model views disability as the outcome of interaction between the person and the environment. Disability is primarily viewed as a created condition, since inadequate environmental and social arrangements limit persons with certain physical, intellectual, and psychosocial conditions from effectively participating in society on an equal basis with others. This model has contributed to removing negative notions attached to persons with disabilities, drawing attention to the disabling environment instead.

Building on the social model, the United Nations Convention on the Rights of Persons with Disabilities (CRPD) describes disability as an evolving concept, which results from the interaction between persons with impairments and attitudinal and environmental barriers that hinder their full and effective participation in society on an equal basis with others.⁵

THE INTERNATIONAL CLASSIFICATION OF FUNCTIONING, DISABILITY AND HEALTH

The International Classification of Functioning, Disability and Health (ICF) is a multipurpose classification system, which uses neutral language to indicate that disability is part of the human condition and should not be viewed as a specific phenomenon affecting a limited group of people.⁶ Therefore, the ICF generally considers disability as a consequence of the dynamic interaction between one's health conditions and the environment, as well as other personal factors.⁷ The ICF identifies three components of disability, namely, difficulties encountered in body functions and structures (impairments), activities (such as walking and eating) and participation. One can experience one or any combination of them. *Figure 3* gives a graphic illustration of the ICF framework.

⁵ United Nations Convention on the Rights of Persons with Disabilities, preamble, para. (e), accessed from <http://www2.ohchr.org/english/law/disabilities-convention.htm> on 30 August 2012.

⁶ The ICF was officially endorsed by all WHO Member States at the fifty-fourth World Health Assembly on 22 May 2001 by resolution WHA 54.21.

⁷ WHO Fact sheet N° 352, June 2011, accessed from <http://www.who.int/mediacentre/factsheets/fs352/en/index.html>, in January 2012.

FIGURE 3. ILLUSTRATION OF THE ICF FRAMEWORK



RATIONALE FOR IDENTIFYING PERSONS WITH DISABILITIES

Article 31 of the CRPD encourages States Parties to collect relevant information, to enable them to formulate and implement policies, and to identify and address the barriers faced by persons with disabilities. Rising to this challenge necessitates accurate data in a variety of areas: education; employment; income; shelter; use of social services, public amenities and infrastructure, and information and communication technologies; participation in selected development programmes; coverage under social protection schemes; and voting in local elections.

Different purposes for collecting disability data determine how persons with disabilities are identified. Among the different purposes are:

- Counting the total population of persons with disabilities in a society;
- Identifying persons who are eligible for disability-related support (e.g., benefits and allowances, rehabilitation, employment services or coverage under an employment quota scheme, and access to assistive devices or personal assistance);
- Identifying persons who are or have been discriminated against on the grounds of their disability.

The definition of disability differs markedly across the three above groups. For example, in the first group, disability may be defined as the presence of one or several impairments, limitations or restrictions that have existed, or are likely to exist, for a period of six months or longer.

In the second group, eligibility for a disability benefit may be defined as there being at least 20 per cent impairment and a lack of ability to work at full wage for 30 hours or more a week, or the lack of ability to be retrained for work.

In the third group, disability may be defined as long-term physical, mental, intellectual or sensory impairments which, when interaction with various barriers occurs, may hinder an individual's full and effective participation in society. The impairments may *(i)* exist at present; *(ii)* have previously existed but no longer exist; *(iii)* exist in the future; or *(iv)* be imputed to a person.

Recording disability prevalence based on the different criteria in the three groups will almost certainly result in different prevalence estimates. Even within the same group, differences may arise. In the second group, for example, the prevalence may differ depending on the type of benefit or service. One method is not more accurate than the other. Instead, the policy objective and the issue being investigated determine the

definition to be used. Often, factors that need to be accounted for are financial and political constraints.

Usually, the second group has a stricter definition of disability than the first or third groups. The reason is that this group's definition needs to consider the reduction of the person's work or earning capability, in addition to the person's functional limitation. People may therefore assess themselves as having a disability, but may nevertheless not necessarily be eligible for a service, benefit or even be covered by an employment quota scheme.

Whether a Government recognizes those with mild to moderate functional limitations as being eligible for its benefits and services or not differs from one country to another.⁸ For example, some Governments include persons who are blind in one eye as eligible for certain services or benefits, while others do not.

DATA COLLECTION METHODS

The data collection method employed is another critical parameter that affects the prevalence estimate. The key data collection methods used in the ESCAP region are censuses, surveys (thematic or dedicated) and registers. These are illustrated in *Annex I*. To measure disability prevalence, 35 Governments use the census method, 14 use thematic surveys with an additional disability module, 18 use disability-dedicated surveys and 38 use administrative records (register data).

In general, surveys, especially dedicated surveys, provide a more nuanced approach for capturing data on persons with disabilities. The choice of data collection method generally leads to differences in disability prevalence even within the same country. The experiences of Australia and Cambodia exemplify this point.

In Australia, the 2006 Population Census recorded disability prevalence of 4.4 per cent, while the 2009 Survey of Disability, Ageing and Carers, recorded a significantly higher prevalence of 18.5 per cent. One explanation for this large gap is that the 2006 Census aimed at identifying those in need of assistance and therefore only identified those

⁸ In the OECD, to which five Asia-Pacific countries belong (Australia, Japan, New Zealand, Republic of Korea, and Turkey) 6 per cent of the working-age population (defined as 20–64 years) receives a disability benefit. Disability benefit recipient rates vary dramatically across the OECD countries from around 10 per cent in Hungary, Norway and Sweden to around 2 per cent in Japan, the Republic of Korea and Mexico. In Norway and Sweden, disability benefits were received by over 20 per cent of older persons, aged 50–64, twice the OECD average in that age group.

persons having “profound” and “severe” limitations. The 2009 Survey, on the other hand, included persons with “mild” and “moderate” limitations.

In the case of Cambodia, the 2008 Population Census recorded a disability prevalence of 1.4 per cent, while the 2009 Socio-Economic Survey recorded a prevalence of 6.3 per cent. The 2008 Census aimed at identifying those persons with physical, sensory, intellectual and mental impairments, while the 2009 Survey, in addition to identifying those with impairments, also aimed at identifying those who had activity restrictions, as a result of health conditions and other factors.

A population census typically includes only a very limited set of disability questions — usually only one question on disability is asked. Hence, the information collected tends to be of limited scope and cannot possibly report on the full spectrum of disability prevalence.

Well-designed survey questionnaires tend to use more in-depth questions to generate more comprehensive information on disability.⁹

A cost-effective way to scale up data-collection efforts is by adding a disability module (a set of disability questions) to existing national household surveys. National demographic and health surveys (DHS), labour force surveys (LFS), household income and expenditure surveys (HIES) or living standard surveys (LSS) are examples of surveys already in use. These types of surveys allow for linking of disability with other variables.

Dedicated surveys can provide high-quality disability statistics that link disability information with many other variables, such as income and education. This increase in quality, however, comes with increased costs and demand for technical capability and human resources.

For all data collection methods, it is recommended that Governments include disability perspectives and use standardized techniques and methods that allow for intra-country comparisons over time and international comparability, to strengthen effective policymaking and facilitate technical cooperation on data matters.

Table 1 provides a summary of the main data collection methods, and their respective strengths and weaknesses. This information can be considered when selecting the most appropriate method to be used.

⁹ World Health Organization, United Nations Economic and Social Commission for Asia and the Pacific (2008). *Training Manual on Disability Statistics* (Sales No. E.08.II.F.16).

TABLE 1. DATA COLLECTION METHODS FOR DISABILITY STATISTICS: A COMPARATIVE SUMMARY

CRITERION	CENSUS	SURVEY	REGISTER
PERIODICITY	Poor	Good	Very good
GEOGRAPHICAL COVERAGE	Very good	Poor	Very good
ABILITY TO OBTAIN DISABILITY INFORMATION	Poor	Very good	Very good
ABILITY TO ESTIMATE BETTER DISABILITY PREVALENCE	Good	Very good	Poor
ABILITY TO IDENTIFY PERSONS REQUIRING SPECIAL SERVICES	Poor	Good	Very good
ABILITY TO CAPTURE AND LINK NON-DISABILITY WITH DISABILITY CHARACTERISTICS	Good	Very good	Poor

SOURCE: WORLD HEALTH ORGANIZATION/UNITED NATIONS ECONOMIC AND SOCIAL COMMISSION FOR ASIA AND THE PACIFIC (2008). TRAINING MANUAL ON DISABILITY STATISTICS.

INTERPLAY OF PARAMETERS IN DATA COLLECTION

This Chapter has thus far discussed three parameters affecting estimates of disability prevalence: conceptualization of disability, purposes of data collection and data collection methods. These parameters do not necessarily function independently from each other. Rather, their interplay contributes to differences in prevalence. The comparison between disability data collection in Australia and Lao People's Democratic Republic serves as a case in point (*Table 2*).

In Australia, where significantly more resources were available, data collection was aimed at generally measuring disability prevalence and at specifically identifying support needs. To achieve this goal, the social model and ICF approach to disability were used. A dedicated survey was designed, which included 75 questions. These questions identified persons with differing degrees of impairment. In Lao People's Democratic Republic, on the other hand, data collection was on those with impairments, as part of identifying living conditions of different populations in the country. For that purpose, a census was conducted. The census included three questions on disability, focusing on impairment, but it did not identify those with different impairment degrees. Information on the relative cost of the two methods was not readily available. However, it should be noted that the decision on which data collection method to select also depends on availability of financial and human resources.

This Chapter has presented key parameters that impact disability prevalence in the Asia-Pacific region and explained why various estimates may not point to actual differences in the *number* of persons with disabilities, but rather to different dimensions of disability. It should be noted that definitions, conceptual approaches to measurement and methods of data collection are all factors that impact the measurement of disability prevalence. Policy objectives also play a role, as do other factors covered in the next chapter.

TABLE 2. COMPARISON OF DISABILITY DATA COLLECTION BETWEEN AUSTRALIA AND LAO PEOPLE'S DEMOCRATIC REPUBLIC

	AUSTRALIA	LAO PEOPLE'S DEMOCRATIC REPUBLIC
PURPOSE OF COLLECTING DISABILITY DATA	To measure the prevalence of disability.	To provide information on the population and their living conditions.
	To provide a demographic and socioeconomic profile of persons with disabilities.	To identify development plans, including for education, employment, housing and construction, and water and electricity supply.
	To identify support needs for persons with disabilities and older persons.	
UNDERLYING APPROACH TO DISABILITY	Interaction between individuals and external environment	Impairment
NUMBER OF DISABILITY-RELATED QUESTIONS	75	3
TYPES OF QUESTIONS	<p>Use of a set of screening questions using ICF domains from the body functions, body structure, activities and participation components.</p> <p>Personal interviews with people identified or proxy interviews to ask about assistance needed and received in carrying out core activities, internet use, participation in community, and schooling and employment restrictions.</p>	<ol style="list-style-type: none"> 1. Is there any disabled person in this household? (Yes/No) 2. What type of disability does he/she have? (Visual, deaf/dumb, arm/leg, multiple, other) 3. What is the cause of disability? (since birth, war accident, drug addiction, diseases, other)
DEGREE OF SEVERITY OF IMPAIRMENT IDENTIFIED	Mild-moderate-severe-profound	Does not address degree of severity directly, either "Yes" or "No".
DATA COLLECTION INSTRUMENT	A dedicated sample survey: Survey of Disability, Ageing and Carers	Population and Housing Census
REPORTED DISABILITY PREVALENCE	<p>18.5 per cent (total)</p> <p>Mild: 5.6 per cent</p> <p>Moderate: 3.0 per cent</p> <p>Severe: 2.9 per cent</p> <p>Profound: 2.9 per cent</p> <p>Other: 4.1 per cent</p>	1.0 per cent

SOURCE: AUSTRALIAN BUREAU OF STATISTICS, 2010, AND LAO PEOPLE'S DEMOCRATIC REPUBLIC DEPARTMENT OF STATISTICS, 2007.

Chapter 2

Emerging factors affecting disability prevalence

“States Parties undertake to collect appropriate information, including statistical and research data, to enable them to formulate and implement policies to give effect to the present Convention.”

CONVENTION ON THE RIGHTS OF PERSONS WITH DISABILITIES
ARTICLE 31 STATISTICS AND DATA COLLECTION

In the Asia-Pacific region, population ageing, chronic diseases, environmental factors, road crashes, disasters and conflicts are key factors affecting health outcomes of persons, and that could in turn affect disability prevalence.

POPULATION AGEING

Ageing has a major influence on disability, as older persons become frailer and more vulnerable to physical and mental conditions.¹⁰ *Figure 4* shows the relationship between ageing and disability prevalence for selected Asia-Pacific countries.

Ageing-related disabilities include sight impairment and blindness, hearing impairment and deafness, musculoskeletal diseases and mental disorders. Disability caused by musculoskeletal diseases (including chronic rheumatic diseases) cover about 200 conditions which affect joints, bones, soft tissue and muscles. Alzheimer's disease, characterized by progressive mental deterioration, is the most common form of dementia in older persons across Asia and the Pacific. Some 5 to 10 per cent of those aged over 65 show signs of Alzheimer's disease. An estimated 33 million people will be living with dementia in Asia-Pacific by 2030. This number is estimated to reach 61 million by 2050.¹¹

In general, older persons are disproportionately represented among populations of persons with disabilities. For example, China's 2006 data indicate that those aged 60 years and older constituted 53.2 per cent of persons with disabilities, as compared with 10.9 per cent of the total population.

By 2050, older persons will make up an even larger share of all persons with disabilities, as shown in *Figure 4*. Higher disability prevalence at older ages, combined with an ageing population, will further skew the focus group of persons with disabilities towards older ages in almost all countries. This shift will require a comprehensive social policy approach and forward-looking policies that simultaneously address both ageing and disability-related concerns.

10 Conroy, P. and Mangan, I. (2004). NDA/NCAOP Literature Review and Analysis of the Interface between Disability and Ageing—Final Report.

11 Alzheimer's Disease International, 2009. World Alzheimer Report, Executive Summary. <http://www.alz.co.uk/research/files/WorldAlzheimerReport-ExecutiveSummary.pdf> (accessed 29 August 2012)

FIGURE 4. OLDER PERSONS CONSTITUTE A LARGER SHARE OF ALL PERSONS WITH DISABILITIES (%)



SOURCE: ESCAP ANALYSIS BASED ON POPULATION DATA FROM UN DESA POPULATION PROSPECTS, 2010 REVISION; ESCAP DISABILITY SURVEY, 2011; AND EMAIL COMMUNICATION WITH GOVERNMENT DISABILITY FOCAL POINTS DURING 2012.

The population of persons 60 years and older in the Asia-Pacific region is projected to rise at an accelerated pace in the future, as indicated in *Figure 5*. The number of older persons in the region is estimated to increase threefold from 434 million in 2010 to 1.3 billion in 2050, by which time older persons are expected to constitute 25 per cent of the total population, as compared to 10 per cent in 2010.¹²

NON-COMMUNICABLE DISEASES

Chronic health conditions and population ageing are the two major causes of rising disability prevalence. Globally, low- and middle-income countries bear nearly 80 per cent of the burden of non-communicable diseases (NCDs). Heart disease, stroke, cancer, diabetes, chronic respiratory conditions and other NCDs in Asia and the Pacific are on the rise. The silent epidemic of NCDs is wrought by unhealthy changes in lifestyle and food habits characterized by: a more sedentary routine, a lack of exercise, smoking and excessive alcohol consumption, and 'modern' diets rich in saturated fat, salt and sugar, but low in fibre and a balance of micronutrients.¹³ In South Asia, for example, people have heart attacks at an average age of 53, compared to 59 in the rest of the world.¹⁴

NCDs have become a leading preventable cause of disability. Worldwide, NCDs are estimated to account for about two-thirds of all years lived with disability in low- and middle-income countries. NCD-related disabilities take many forms. For example, certain types of diabetes can damage the retina, leading to blindness. Many people with diabetes lose their limbs due to amputation. Cardiovascular diseases, including heart attacks and strokes, could lead to mobility and speech impairments and emotional instability, depending on the part of the brain that is affected.

NCDs have been sometimes misunderstood as 'diseases of affluence'. The poor are sometimes more vulnerable to NCDs.¹⁵ The poor are often food insecure; they may

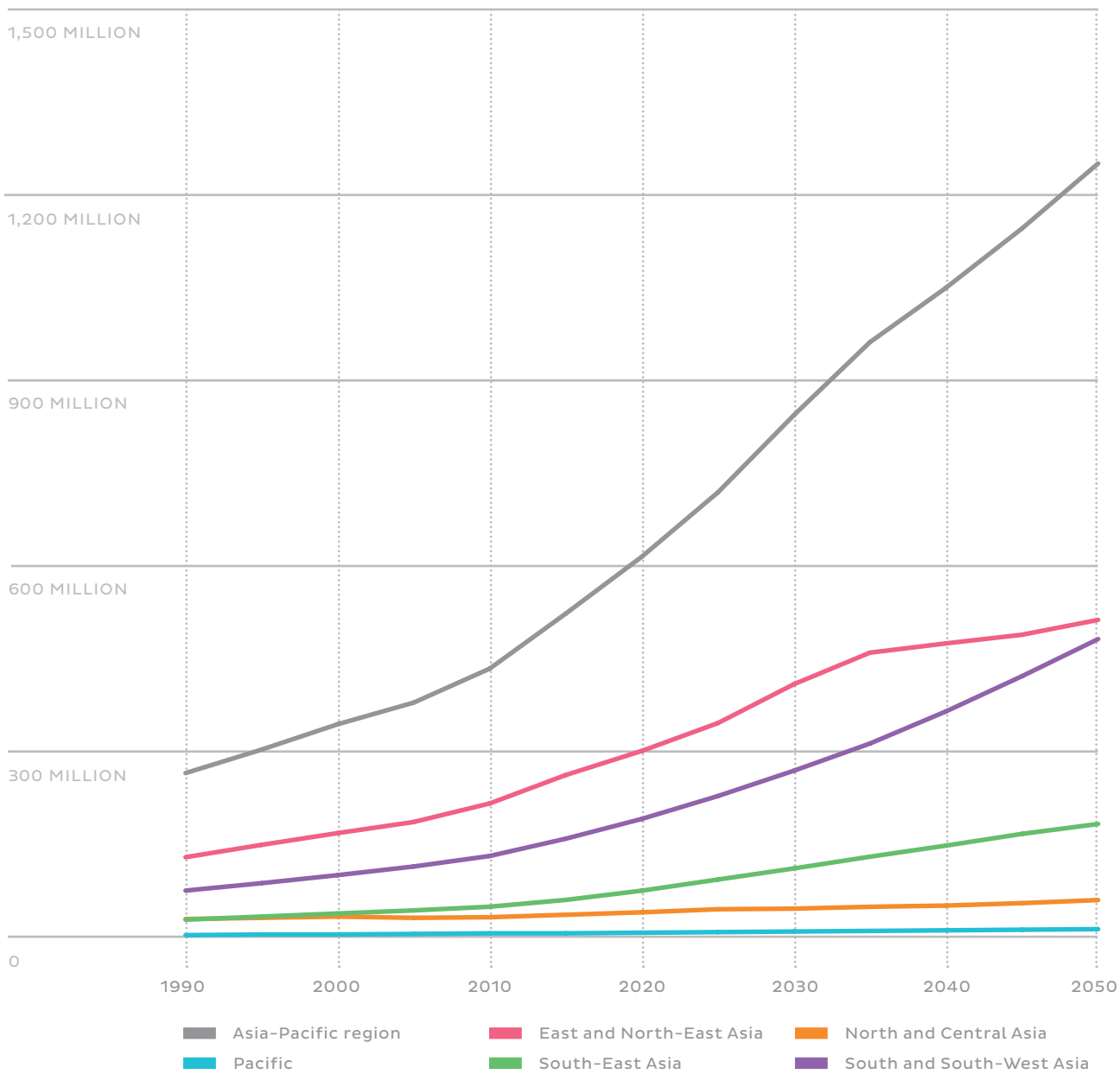
¹² United Nations, Department of Economic and Social Affairs, Population Division (2011). "World Population Prospects: The 2010 Revision", accessed from <http://esa.un.org/unpd/wpp/> on 30 August 2012.

¹³ WHO (2011). *Global status report on noncommunicable diseases 2010*. (WHO Geneva), accessed from <http://www.who.int/gho/ncd/en/index.html> in January 2012; and WHO Fact Sheet N°352, June 2011, accessed from <http://www.who.int/mediacentre/factsheets/fs352/en/index.html> in January 2012.

¹⁴ Engelgau, M., S. El-Saharty, P. Kudesia, et al. (2011). *Capitalizing on the Demographic Transition: Tackling Non-communicable Diseases in South Asia*. Washington, DC: World Bank.

¹⁵ WHO (2011). *Ibid.*

FIGURE 5. POPULATION PROJECTIONS OF PERSONS 60 YEARS AND OLDER IN ASIA AND THE PACIFIC, 1990–2050



SOURCE: UN DESA POPULATION PROSPECTS, 2010 REVISION.

not be able to afford nutritious high-fibre foods, while in many cases traditional foods have been displaced by the cultivation of cash crops.

Obesity is threatening to have an increasingly significant impact on disability prevalence and health care, especially for poorer segments of populations. In New Zealand, for example, one in four adults (aged 15 years and over) is obese, while the figure for Maori and Pacific adults is 45 per cent and 58 per cent, respectively.¹⁶

The risk of NCDs increases with age. Given the rapid pace of population ageing, by 2030, NCDs are expected to account for three quarters of the disease burden in middle-income countries, up from two thirds today.¹⁷ This trend raises questions about increasing health care costs and the associated loss of productivity.

ROAD TRAFFIC INJURIES

Road traffic injuries are an emerging cause of disability in Asia and the Pacific, but the data linking road traffic crashes with long-term disabilities are scarce. At least 2 million people were injured in road crashes in the Asia-Pacific region in 2005, with some reports indicating up to 20 to 30 million injuries in the same year.¹⁸ It is reasonable to infer that a substantial number of the survivors of road crashes who sustained injuries became disabled.

The number of road crashes is expected to increase in Asia and the Pacific, as the number of vehicles increases rapidly. With a growing middle class, and hence more vehicles, this trend is set to continue in China and India, the two most populous countries in the world, as well as other developing countries. The WHO predicts that road crashes will increase from being the ninth leading cause of death in 2004 to the fifth leading cause in 2030.¹⁹ This is mainly due to the increasing number of road crashes in low- and middle-income countries, many of them in the Asia-Pacific region. The nature of road safety issues in ESCAP developing countries differs significantly from that in developed countries. In South Asia, typically more than 50

¹⁶ <http://www.health.govt.nz/our-work/diseases-and-conditions/obesity/obesity-key-facts-and-statistics>

¹⁷ World Bank, Human Development Network, September 2011. *The Growing Danger of Non-Communicable Diseases. Acting Now to Reverse the Course.*

¹⁸ ESCAP, E/ESCAP/MCT/SGO/9. Road Safety in Asia and the Pacific. Meeting of Senior Government Officials in preparation for the Ministerial Conference on Transport, Busan, Republic of Korea, 2006. Accessed from http://www.unescap.org/ttdw/common/TPT/GettingStarted/3-Link/MCT_SGO_9E.pdf on 15 August 2012.

¹⁹ World Health Organization, 2009. *Global status report on road safety: time for action.* Geneva. Accessed from www.who.int/violence_injury_prevention/road_safety_status/2009 on 15 August 2012.

per cent of all road fatalities are pedestrians. In East Asia and South-East Asia, more than two thirds of the victims are motorcyclists.

NATURAL DISASTERS

People of the Asia-Pacific region are four times more likely to be affected by natural disasters than those living in Africa, and 25 times more likely than those living in Europe or North America. Natural disasters increase the risk of long-standing health problems and disability and also aggravate the situation of persons already living with disabilities.

While the region lacks reliable data on the health implications of natural disasters, data from the Haiti earthquake in January 2010 indicate that 200,000 people are expected to live with diverse disabilities as a result of the earthquake.²⁰ In addition to physical injuries and disabilities, natural disasters also have a serious impact on people's psychological wellbeing. It is often reported that natural disasters lead to increased occurrence of post-traumatic stress syndrome, which includes depression and panic attacks. As natural disasters can greatly damage the physical environment and information infrastructure, and significantly reduce accessibility, those who do not have any difficulties in self-care, mobility and communication in the pre-disaster period might experience serious difficulties in the post-disaster period.

During natural disasters, persons with disabilities face higher risks of both dying and acquiring additional disabilities. For example, the death rate against the total population of the coastal area of Miyagi during the 2011 Great East Japan Earthquake was 0.8 per cent, while for registered persons with disabilities it was 3.5 per cent.²¹

20 Haiti Reconstruction for All, accessed from http://www.gpdd-online.org/index.php?option=com_content&view=article&id=111:toolkit-for-long-term-recovery-haiti-reconstruction-for-all-&catid=1 on 10 July 2012.

21 Katsunori Fujii (2012). "Towards disability-inclusive and responsive disasters and emergency response and management through promoting accessibility", a paper submitted to the Expert Group Meeting on "Building Inclusive Society and Development Through Promoting ICT Accessibility: Emerging Issues and Trends": United Nations Department of Economic and Social Affairs (DESA), United Nations Information Centre (UNIC), and the Nippon Foundation, 19-21 April 2012, Japan.

Exclusion of persons with disabilities from disaster risk reduction policies, plans and programmes exacerbates their situation. Anecdotal evidence indicates the wide extent of difficulties persons with disabilities face before, during and in the wake of natural disasters. For example, persons with hearing impairments are often unable to access information on disaster warnings as well as relief and shelters, thus putting their lives at risk. Similarly, wheelchair users and persons with other forms of disabilities have difficulties accessing evacuation routes, emergency shelters and temporary housing facilities.

The Asia-Pacific region suffers from a dearth of research and data on the linkage between disaster and disability. The numbers of those who perished and those who survived major natural disasters are largely undocumented. The impact on persons with disabilities and the extent to which disasters contribute to disability is an area that needs to be studied further.

CONCLUSIONS

Three major parameters affect differences in the measurement of disability prevalence: definition or model of disability, purpose of measurement and measurement method, as well as the interplay of these three parameters. Emerging health and environmental factors also act as driving forces of disability prevalence in the Asia-Pacific region.

Irrespective of debates about conceptual models and definitions, disability is part of the human condition. Promoting a sustainable development agenda therefore requires that the voices of persons with disabilities be heard and their concerns addressed in the design and implementation of economic and social policies. Armed with accurate prevalence estimates, policymakers and stakeholders in Asia and the Pacific can employ the power of numbers to remove many environmental and societal barriers for persons with disabilities.

Regional momentum has been created to accelerate ratification and implementation of the Convention on the Rights of Persons with Disabilities (CRPD) and disability-inclusive development during the Asian and Pacific Decade of Persons with Disabilities 2003–2012.

Governments and other stakeholders are encouraged to harness this opportunity to actively revisit and assess their disability data collection methods. ESCAP will continue to support regional data collection initiatives.

Chapter 3

Subregional and Country Snapshots

“Effective policy formulation is not possible without accurate data on persons with disabilities!”

A CONCERN RAISED BY A REPRESENTATIVE OF A DISABLED PERSONS ORGANIZATION AT A CONFERENCE, 2011.

The current Chapter provides disability snapshots of 52 Governments from the five ESCAP subregions. Each subregional analysis starts with the subregional overview and is followed by the country or area snapshots.

The subregional overview contains data on the population size, the age composition expressed as proportion of various age groups, namely 'under 15', '15–64', and '65+', in the total population, and the median age. Along with key demographic indicators, data on Human Development Index (HDI) values and ranks, Purchasing Power Parity (PPP)-adjusted Gross National Income (GNI), life expectancy at birth and disability-adjusted life expectancy at birth are presented. A chart showing the country-specific disability prevalence within each subregion is also included.²² Each subregional analysis is complemented by a summary table on the existence of key disability-related laws and policies.

Each country/area snapshot summarizes the disability profile of a country or area. It includes data on the number of persons with disabilities (total/male/female), disability prevalence (total/male/female), age-specific prevalence, and the distribution by age group and by type of disability. The source of statistical data, the method of measurement and the definition of disability used for data collection, as well as the most common data collection methods, are also described. On the policy side, each snapshot includes available information on national disability laws and policies, the Government's action taken on the United Nations Convention on the Rights of Persons with Disabilities (CRPD), any possible supportive schemes for persons with disabilities (e.g. disability benefit or pension), budget allocation and spending on disability matters, and the contact information of the national disability focal point.²³

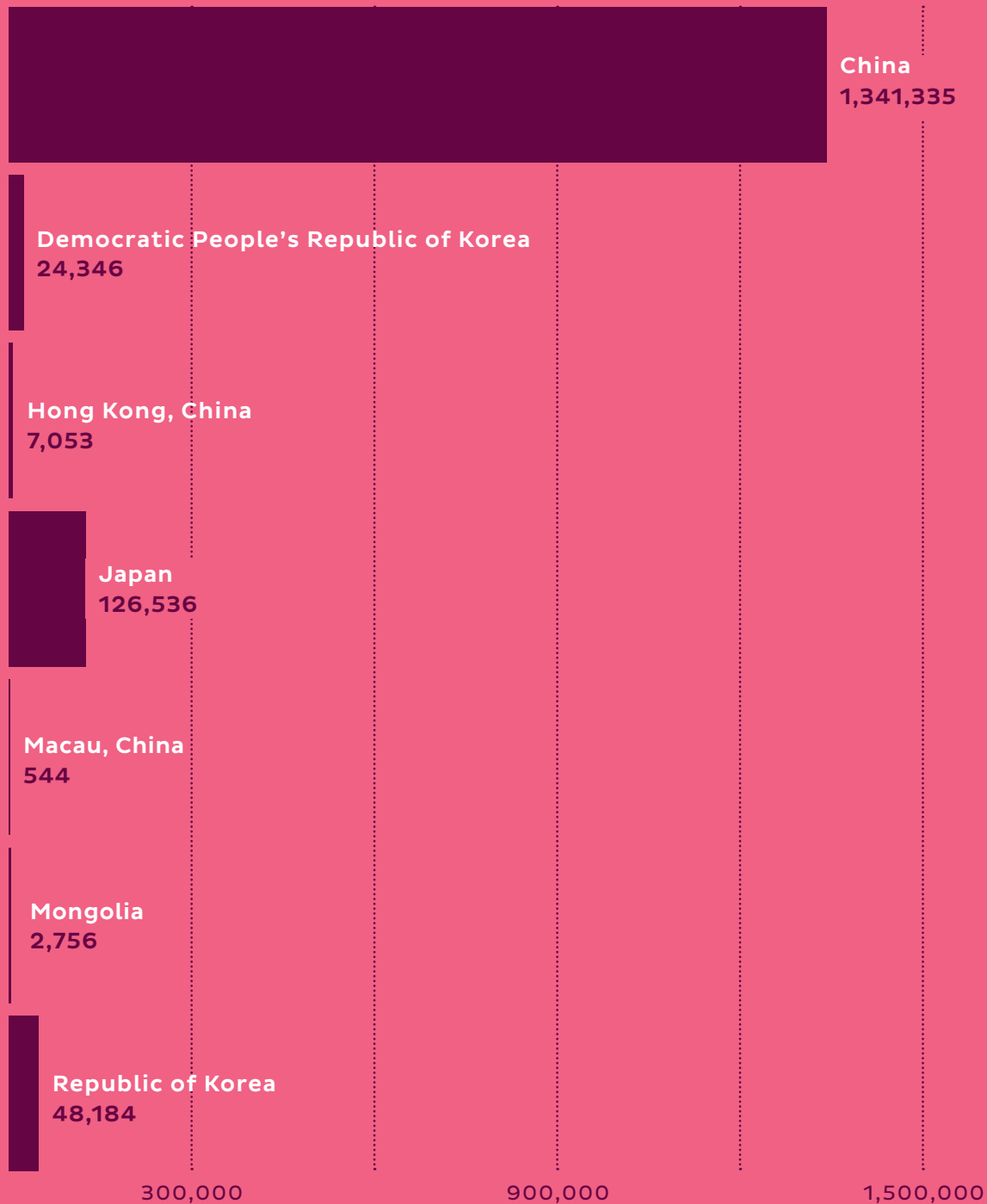
DISCLAIMER

The texts and language used in the country snapshots are based on country submissions, or unofficial translation of country submissions, and should not necessarily be considered as reflecting the views or carrying the endorsement of the United Nations.

- 22** Population data are drawn from the United Nations' "World Population Prospects, 2010 Revision", HDI data from UNDP's *Human Development Report* (2011), GNI from the World Bank's on-line database (source: <http://data.worldbank.org/indicator/NY.GNP.PCAP.PP.CD>) and disability-adjusted life expectancy data from WHO's "Global Programme on Evidence for Health Policy Working Paper No. 16" (2000) (source: <http://www.who.int/healthinfo/paper16.pdf>).
- 23** The data in country snapshots are drawn from Governments' responses to the ESCAP Disability Survey 2011, and their official reports or statements made available at international conferences.

East & North-East Asia

TOTAL POPULATION IN 2010 (000s)



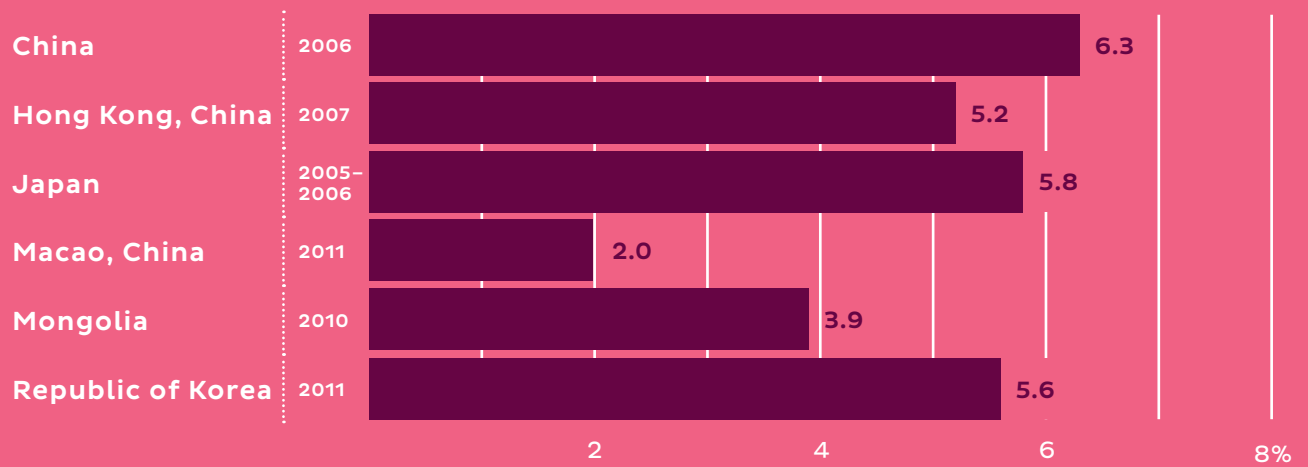
DEMOGRAPHIC INDICATORS

	AGE COMPOSITION (%)						MEDIAN AGE	
	IN 2010			IN 2050			IN 2010	IN 2050
	<15	15-64	65+	<15	15-64	65+		
China	19.5	72.4	8.2	13.5	61.0	25.6	34.5	48.7
Democratic People's Republic of Korea	22.9	67.6	9.5	17.5	65.3	17.2	32.9	40.4
Hong Kong, China	11.5	75.8	12.7	12.9	56.3	30.8	41.8	50.7
Japan	13.4	64.0	22.7	13.4	51.1	35.6	44.7	52.3
Macao, China	13.1	79.9	7.0	12.9	57.3	29.8	37.6	51.6
Mongolia	27.6	68.3	4.1	22.4	63.5	14.1	25.4	35.2
Republic of Korea	16.4	72.4	11.1	13.2	54.0	32.8	37.9	51.8

SOCIOECONOMIC INDICATORS

	HUMAN DEVELOPMENT INDEX		PPP-ADJUSTED PER CAPITA GNI (USD)	LIFE EXPECTANCY AT BIRTH (YEARS)	DISABILITY-ADJUSTED LIFE EXPECTANCY AT BIRTH (YEARS)
	VALUES	RANK			
	2011	2011	2010	2005-2010	1999
China	0.687	101	7,600	72.7	62.3
Democratic People's Republic of Korea	68.4	52.3
Hong Kong, China	0.898	13	47,270	81.6	...
Japan	0.901	12	34,780	82.7	74.5
Macao, China	57,060	80.0	...
Mongolia	0.653	110	3,660	67.3	53.8
Republic of Korea	0.897	15	28,830	80.0	65.0

DISABILITY PREVALENCE¹



¹ Data are not available for Democratic People's Republic of Korea.

POLICY MATRIX

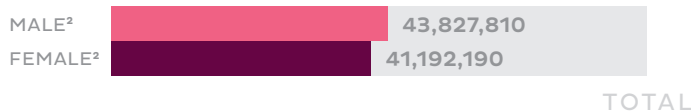
	CRPD SIGNATURE	CRPD RATIFICATION	ANTI-DISCRIMINATION LAW ON DISABILITY	COMPREHENSIVE DISABILITY LEGISLATION	DISABILITY POLICY	DISABILITY PLAN OF ACTION
China	✓	✓	✓	✓	✓	✓
Democratic People's Republic of Korea	✗	✗
Hong Kong, China	N.A.	N.A.	✓	✗	✓	✓
Japan	✓	✗	✗	✓	✓	✓
Macao, China	N.A.	N.A.	✗	✓	✓	✗
Mongolia	✗	✓	✗	✓	✗	✓
Republic of Korea	✓	✓	✓	✓	✓	✓

✓	YES	✗	NO	...	NOT AVAILABLE	N.A.	NOT APPLICABLE, SINCE THESE COUNTRIES OR TERRITORIES ARE ESCAP ASSOCIATE MEMBERS.
---	-----	---	----	-----	---------------	------	---

China


PERSONS WITH DISABILITIES¹

85,020,000

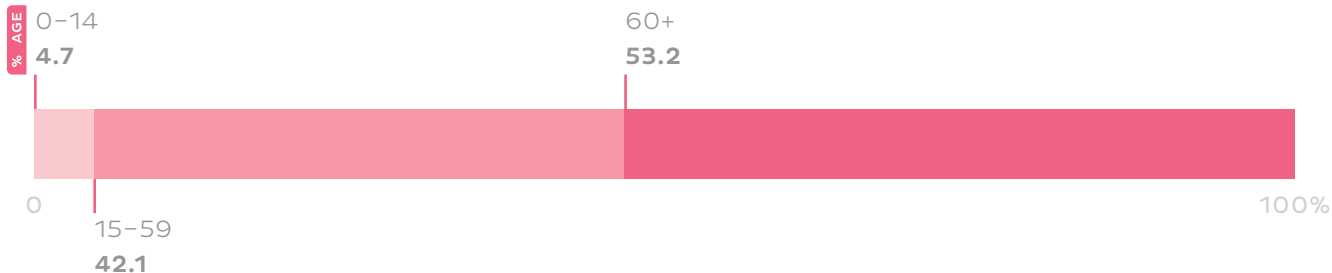


DISABILITY PREVALENCE (%)

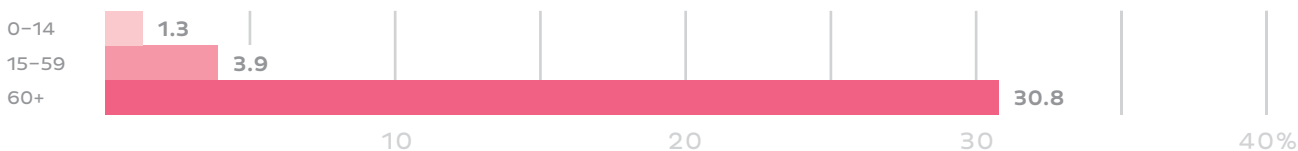
6.3



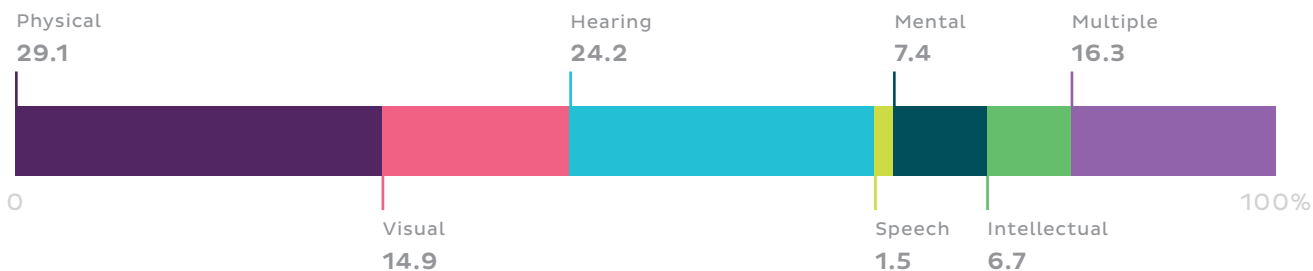
DISTRIBUTION OF DISABILITY BY AGE GROUP (%)



AGE-SPECIFIC PREVALENCE OF DISABILITY² (%)



DISTRIBUTION BY TYPE OF DISABILITY (%)



GOVERNMENT'S ACTION ON UN CRPD

SIGNATURE

30 Mar. 2007

RATIFICATION

1 Aug. 2008

DOMESTIC LAWS AND POLICIES ON DISABILITY

- Law on the Protection of People with Disabilities
- Regulation on Education of People with Disabilities
- Regulation on Employment of People with Disabilities
- Mandate on Promoting Development of the Work for Persons with Disabilities
- Mandate on Accelerating the Development of Social Security System & Service System for Persons with Disabilities
- Regulation on Construction of Accessible Environment
- Sixth Five-Year Working Program on Disability, 2011–2015

Revision in 2008
Adoption in 1994
Adoption in 2007
Adoption in 2008
Adoption in 2010
Adoption in 2012
Approval in 2011

SUPPORT SCHEMES FOR PERSONS WITH DISABILITIES

There are no universal standards for disability benefit/pension/support schemes at the national level. Provinces and cities have their own schemes. Persons with disabilities are mostly covered by social insurance, old age pension and medical insurances. Persons with disabilities who have severe disability and are in poor economic conditions are subsidized by the Government to join the social insurance. Many persons with disabilities are covered by the basic living allowance system and some of them are provided with regular allowances or temporary relief.

DEFINITION OF DISABILITY/PERSONS WITH DISABILITIES

Persons with disabilities are defined as those who have abnormalities or loss of a certain organ or function, psychologically, physiologically, or in anatomical structure, and have lost wholly or in part the ability to perform an activity in the way considered normal.

METHOD OF MEASUREMENT

Face-to-face interview

SOURCE

Second National Sample Survey on Disability (2006)

WHAT ARE THE USUAL SOURCES OF DISABILITY DATA?

SOURCE

National Sample Survey on Disability

BY WHOM

Sample Survey Office consisting representatives of: National Statistics Bureau; China Disabled Persons' Federation (CDPF); Ministry of Health and Ministry of Civil Affairs.

Monitor of Status of Persons with Disabilities

National Statistics Bureau; CDPF

Statistics of the undertakings for persons with disabilities

CDPF

Disability Certificate Management System

CDPF

ANNUAL DISABILITY SPENDING

...

¹ This estimate is based on the results from the Second National Sample Survey on Disability (2006) and the Sixth National Population Census (2010).

² Estimated by ESCAP.

GOVERNMENTAL FOCAL POINT ON DISABILITY MATTERS

State Council Working Committee on Disability

WEBSITE

www.cdcpf.org.cn

EMAIL

gjb@cdcpf.org.cn

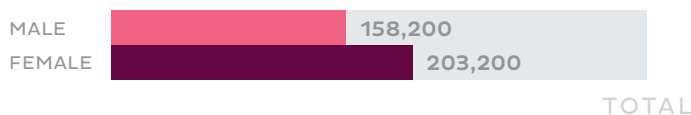
EMAIL

youliang@cdcpf.org.cn

Hong Kong, China


PERSONS WITH DISABILITIES¹

361,300



DISABILITY PREVALENCE (%)

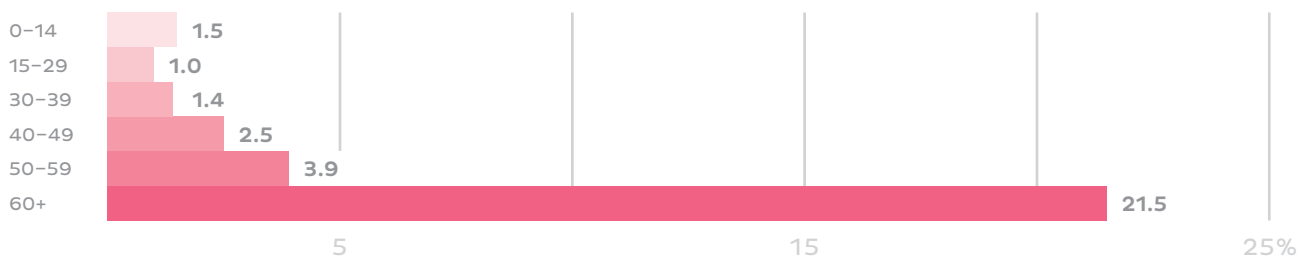
5.2



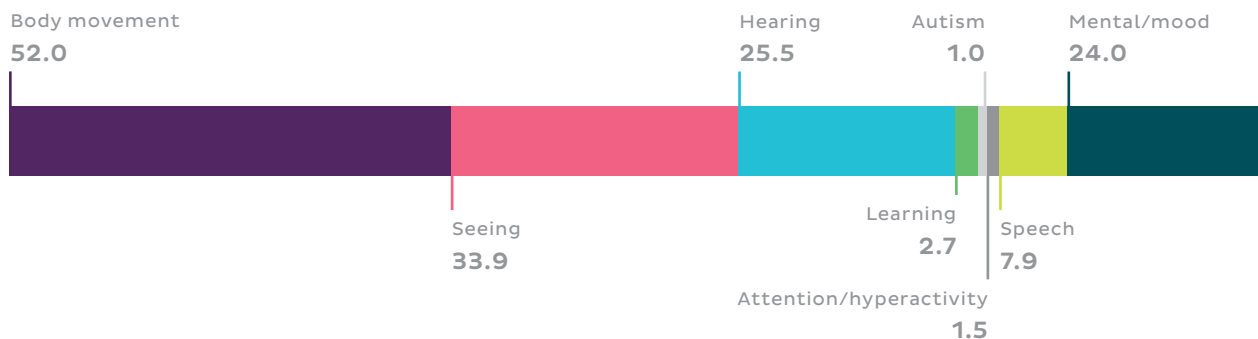
DISTRIBUTION OF DISABILITY BY AGE GROUP (%)



AGE-SPECIFIC PREVALENCE OF DISABILITY (%)



DISTRIBUTION BY TYPE OF DISABILITY² (%)



GOVERNMENT'S ACTION ON UN CRPD

SIGNATURE	Not applicable	RATIFICATION	Not applicable
------------------	----------------	---------------------	----------------

DOMESTIC LAWS AND POLICIES ON DISABILITY

■ Disability Discrimination Ordinance, Cap. 487	1995
■ Mental Health Ordinance, Cap. 136	1997
■ Hong Kong Rehabilitation Policy	Adoption in 1970s
■ Hong Kong Rehabilitation Programme Plan	First release in 1976; latest version endorsement in 2007

SUPPORT SCHEMES FOR PERSONS WITH DISABILITIES

DISABILITY BENEFITS—Lower-rate allowance: Eligible are persons who have resided in Hong Kong for at least 7 years including one year of continuous residence before claiming the benefit, and who are assessed with a 100 per cent loss of earning capacity or as profoundly deaf by a competent medical authority or practitioner. **HIGHER-RATE ALLOWANCE**: Eligible are persons who have resided in Hong Kong for at least 7 years including one year of continuous residence before claiming the benefit and require constant attendance of another person to perform daily activities as assessed by a competent medical authority or practitioner. Other assistance schemes include rehabilitation services, e.g. residential care, community support, day training and vocational rehabilitation training and pre-school rehabilitation services; and other related services, e.g. transport services, medical services, employment support services.

DEFINITION OF DISABILITY/PERSONS WITH DISABILITIES

Persons with disabilities are defined as those who (i) have been diagnosed by qualified health personnel (such as practitioners of Western medicine and Chinese medicine, including herbalists, bone-setters and acupuncturists) as having one or more of the nine conditions, namely, restriction in body movement, seeing difficulty, hearing difficulty, speech difficulty, mental illness/mood disorder, autism, specific learning difficulties, attention deficit/hyperactivity disorder and intellectual disability; or (ii) have perceived themselves as having one or more of the first four of these conditions which have lasted, or are likely to last, for a period of 6 months or more at the time of enumeration.

METHOD OF MEASUREMENT

Face-to-face interview

SOURCE

Survey on Persons with Disabilities and Chronic Diseases (Nov. 2006–Dec. 2007)

WHAT ARE THE USUAL SOURCES OF DISABILITY DATA?

SOURCE

Survey on Persons with Disabilities and Chronic Diseases

BY WHOM

Census and Statistics Department (C&SD)

Registers

Central Registry for Rehabilitation

ANNUAL DISABILITY SPENDING³ (est. 2011–2012)

HKD 21.7 billion

- 1 Excludes persons with intellectual disability. On a separate note, the number of persons with intellectual disability is estimated at 67,000–87,000. The discrepancy between the sum of individual figures and the total number of persons with disabilities is due to rounding.
- 2 Persons with more than one type of disability are counted in each of the corresponding categories. Hence, the total number of persons with disabilities is much smaller than the aggregate of the number of persons by individual type of disability, and the sum of the proportion of various types exceeds 100. In the graph, mental/mood means “mental illness/mood disorder” and attention/hyperactivity means “attention deficit/hyperactivity disorder”.
- 3 Refers to the recurrent expenditure on rehabilitation services for persons with disabilities.

GOVERNMENTAL FOCAL POINT ON DISABILITY MATTERS

Labour and Welfare Bureau/Rehabilitation Team

WEBSITE

www.lwb.gov.hk

EMAIL

enquiry@lwb.gov.hk

Japan

PERSONS WITH DISABILITIES

7,442,000

MALE ...
FEMALE ...

DISABILITY PREVALENCE (%)


5.8

MALE ...
FEMALE ...

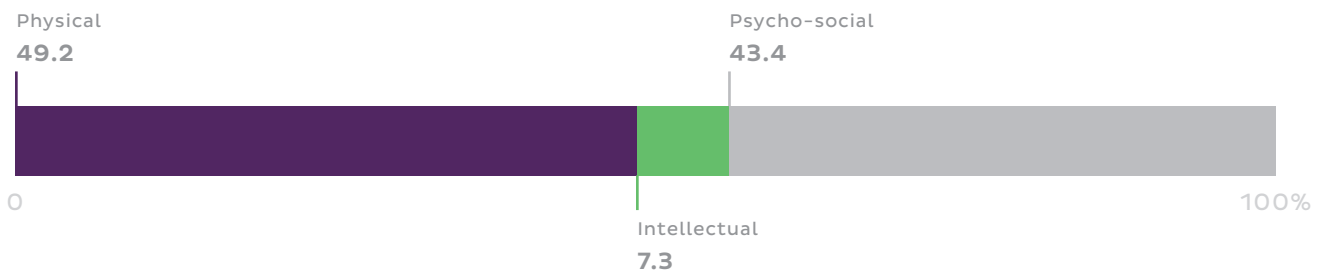
DISTRIBUTION OF DISABILITY BY AGE GROUP (%)



AGE-SPECIFIC PREVALENCE OF DISABILITY (%)



DISTRIBUTION BY TYPE OF DISABILITY (%)



GOVERNMENT'S ACTION ON UN CRPD

SIGNATURE	28 Sep. 2007	RATIFICATION	No
------------------	--------------	---------------------	----

DOMESTIC LAWS AND POLICIES ON DISABILITY

- Basic Act for Persons with Disabilities
- Services and Supports for Persons with Disabilities Act
- Act on Welfare of Physically Disabled Persons
- Act on Welfare of Mentally Retarded Persons
- Act on Mental Health and Welfare for the Mentally Disabled
- Basic Program for Persons with Disabilities
- Five-year Plan for the Implementation of Priority Measures, 2008–2012

Adoption in 2003
Approval in 2008

SUPPORT SCHEMES FOR PERSONS WITH DISABILITIES

BASIC DISABILITY PENSION—Eligibility: one of the criteria used is the severity of the impairment. The amount of pension is subject to the level of disability.

DEFINITION OF DISABILITY/PERSONS WITH DISABILITIES

Persons with disabilities are defined as those who have physical, intellectual, mental (including developmental disorder) or other impairments and whose daily life or social life is substantially and continuously limited due to impairments and social barriers.

SOURCE

Derived from Survey on persons with physical disability (2006); Survey on persons with intellectual disability (2005); Survey on social welfare institutions (2005, 2006) and Patient Survey 2008).

WHAT ARE THE USUAL SOURCES OF DISABILITY DATA?

SOURCE	BY WHOM
Disability Survey	Ministry of Health, Labour and Welfare
Registers	Ministry of Health, Labour and Welfare
Population Census	Ministry of Internal Affairs and Communications

ANNUAL DISABILITY SPENDING¹ (APR. 2011–MAR. 2012)

JPY 678.7 billion

¹ Only refers to social welfare services for persons with disabilities.

GOVERNMENTAL FOCAL POINT ON DISABILITY MATTERS

Cabinet Office/Director General for Policies on Cohesive Society

WEBSITE

www8.cao.go.jp/shougai/index.html

EMAIL

yoshiaki.izumi@cao.go.jp

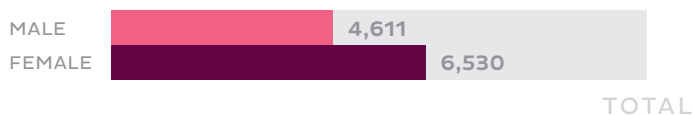
EMAIL

kazuyoshi.yoshii@cao.go.jp

Macao, China

PERSONS WITH DISABILITIES

11,141

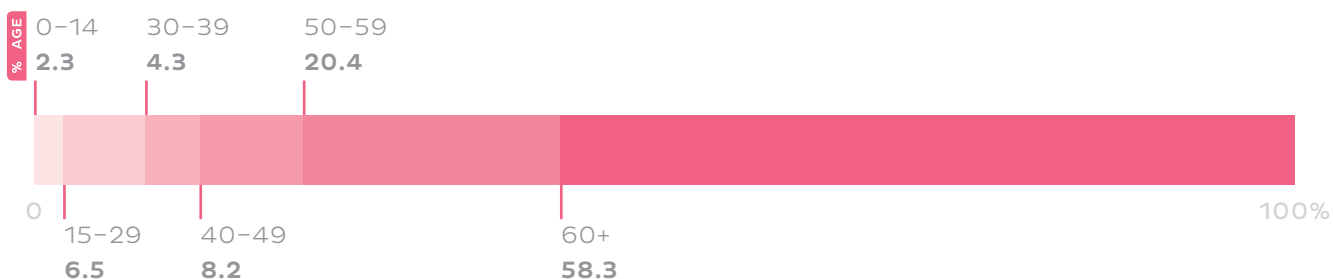


DISABILITY PREVALENCE (%)

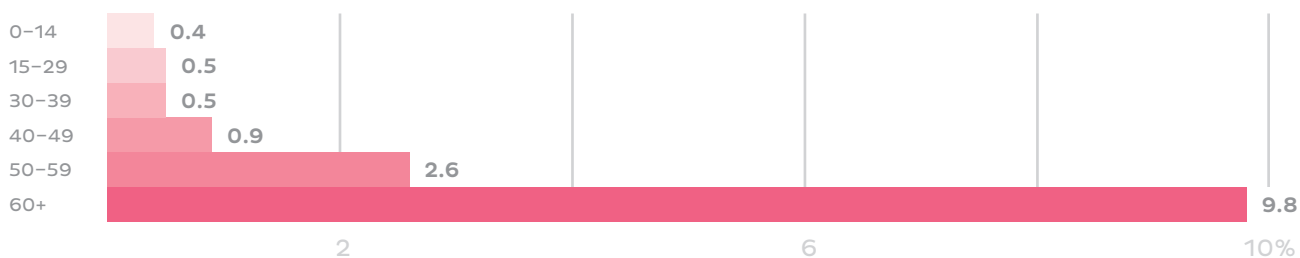
2.0



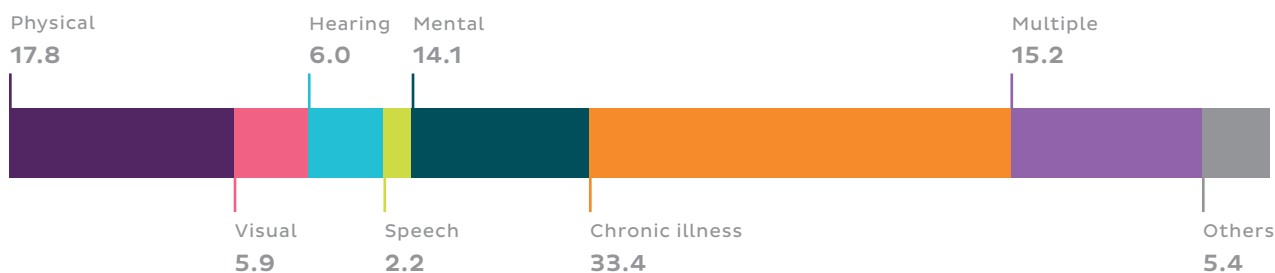
DISTRIBUTION OF DISABILITY BY AGE GROUP (%)



AGE-SPECIFIC PREVALENCE OF DISABILITY (%)



DISTRIBUTION BY TYPE OF DISABILITY (%)



GOVERNMENT'S ACTION ON UN CRPD

SIGNATURE	Not applicable	RATIFICATION	Not applicable
------------------	----------------	---------------------	----------------

DOMESTIC LAWS AND POLICIES ON DISABILITY

- Decree-Law 33/96/M—Special Educational System
- Decree-Law 31/99/M—Mental Health Regime
- Law 9/2011—Regime for Subsidy for the Disabled and Free Health-care Service
- Decree-Law 33/99/M—Regime on the Prevention of Disability, Rehabilitation and Social Inclusion of Persons with Disabilities

SUPPORT SCHEMES FOR PERSONS WITH DISABILITIES

DISABILITY PENSION—Eligibility: persons who have completely lost their capacity to work on a long-term basis, given that they are residents aged 18 or above, living in Macao for at least seven years and have contributed to the Social Security Fund for at least 36 months; **SPECIAL SUBSIDIES FOR VULNERABLE FAMILIES** aim to provide a monthly subsidy to individuals and families in financial hardship due to social and health factors or other difficulties, including families whose members have disabilities or suffer from chronic illness, so as to support their daily lives, education, nursing or disability; **IRREGULAR SUBSIDIES** are provided to individuals and families who are financially impoverished or suffering from deteriorating financial conditions due to the occurrence of sudden incidents or the encounter of specific needs, for example, persons with disabilities need to obtain various types of assistive devices. **DISABILITY ALLOWANCE AND FREE HEALTH CARE SERVICE**—Eligibility: persons who are permanent residents of Macao and hold the Disability Assessment Registration Card issued by the Social Welfare Bureau.

DEFINITION OF DISABILITY/PERSONS WITH DISABILITIES

Disability is defined as, for congenital or acquired reasons, the physical, intellectual, mental or psychiatric conditions of an individual are affected; even with auxiliary equipment, the individual still has difficulty in carrying out daily activities and assistance is needed; the difficulty has lasted or is expected to last for 6 months and more.

METHOD OF MEASUREMENT

Face-to-face interview

SOURCE

Population Census (2011)

WHAT ARE THE USUAL SOURCES OF DISABILITY DATA?

SOURCE

Population Census

BY WHOM

Statistics and Census Bureau

Regime of evaluation of types and grades of disability

Social Welfare Bureau

ANNUAL DISABILITY SPENDING (2010)

MOP 92 million

GOVERNMENTAL FOCAL POINT ON DISABILITY MATTERS

Social Welfare Bureau

WEBSITE

www.ias.gov.mo

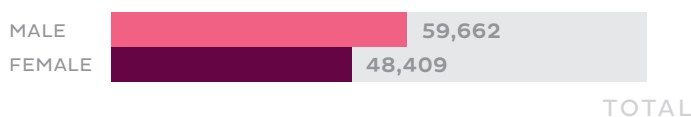
EMAIL

dep@ias.gov.mo

Mongolia

PERSONS WITH DISABILITIES

108,071

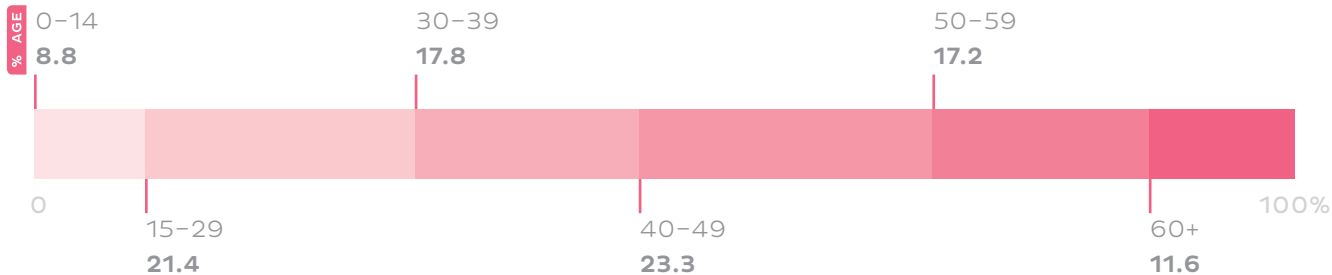


DISABILITY PREVALENCE (%)

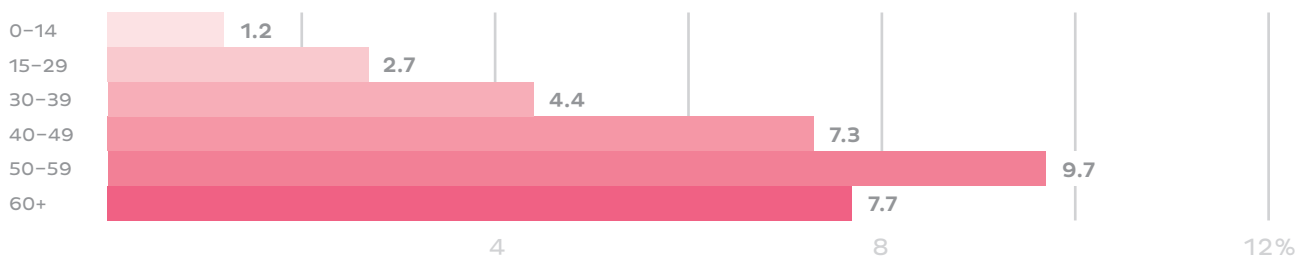
3.9



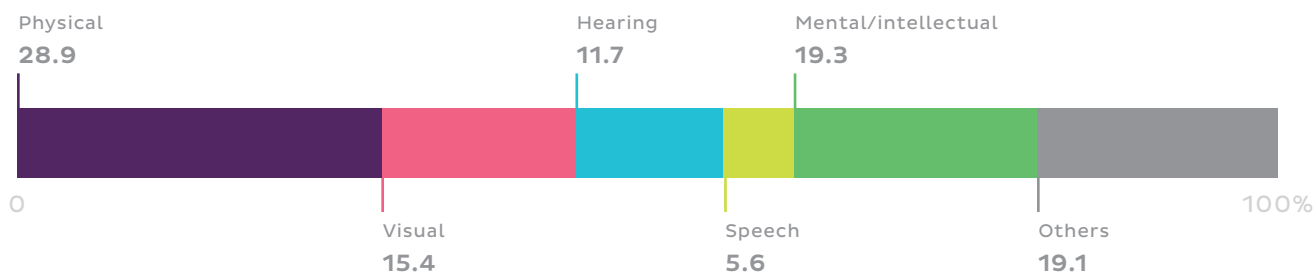
DISTRIBUTION OF DISABILITY BY AGE GROUP (%)



AGE-SPECIFIC PREVALENCE OF DISABILITY¹ (%)



DISTRIBUTION BY TYPE OF DISABILITY (%)



GOVERNMENT'S ACTION ON UN CRPD

SIGNATURE	No	RATIFICATION	13 May 2009
------------------	----	---------------------	-------------

DOMESTIC LAWS AND POLICIES ON DISABILITY

- | | |
|---|--------------------------------------|
| <ul style="list-style-type: none">■ Law of Mongolia on Social security of Persons with Disabilities■ National Program for Promoting Persons with Disabilities, 2006-2012 | Adoption in 2005
Approval in 2006 |
|---|--------------------------------------|

SUPPORT SCHEMES FOR PERSONS WITH DISABILITIES

...

DEFINITION OF DISABILITY/PERSONS WITH DISABILITIES

Persons with disabilities are defined as persons who have limited physical or mental abilities, either genetically inherited or acquired during life, persons born with deformations or disability caused by illness or accident which limit full ability to work, mute persons or persons officially diagnosed with sight, hearing, body or mental disabilities.

METHOD OF MEASUREMENT

Measured by the Hospital-Labour Commission

SOURCE

Population Census (2010)

WHAT ARE THE USUAL SOURCES OF DISABILITY DATA?

SOURCE

Population Census

Registers

Survey

BY WHOM

National Statistical Office

Ministry of Social Welfare and Labour

National Statistical Office

ANNUAL DISABILITY SPENDING

...

¹ Estimated by ESCAP.

GOVERNMENTAL FOCAL POINT ON DISABILITY MATTERS

Ministry of Social Welfare and Labour/Policy Implementation and Coordination Department

WEBSITE

www.mswl.gov.mn

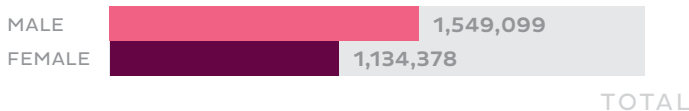
EMAIL

mowl@mongolnet.mn

Republic of Korea


PERSONS WITH DISABILITIES

2,683,477

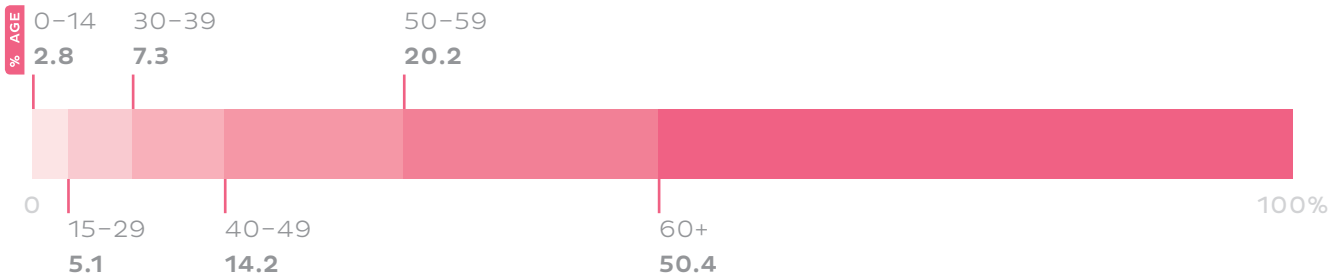


DISABILITY PREVALENCE (%)

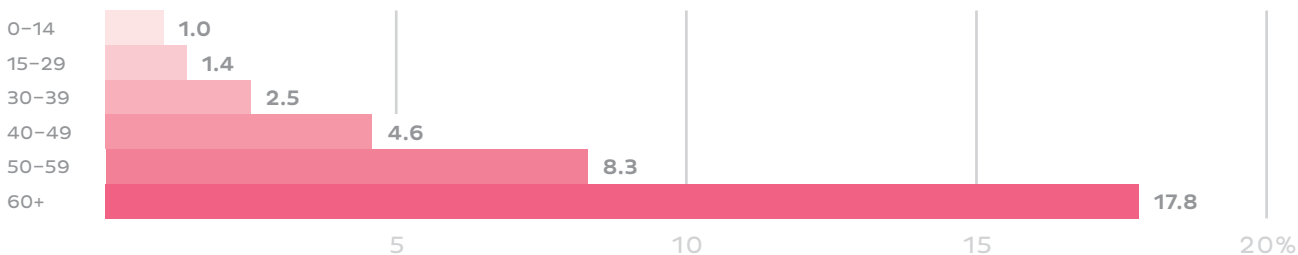
5.6



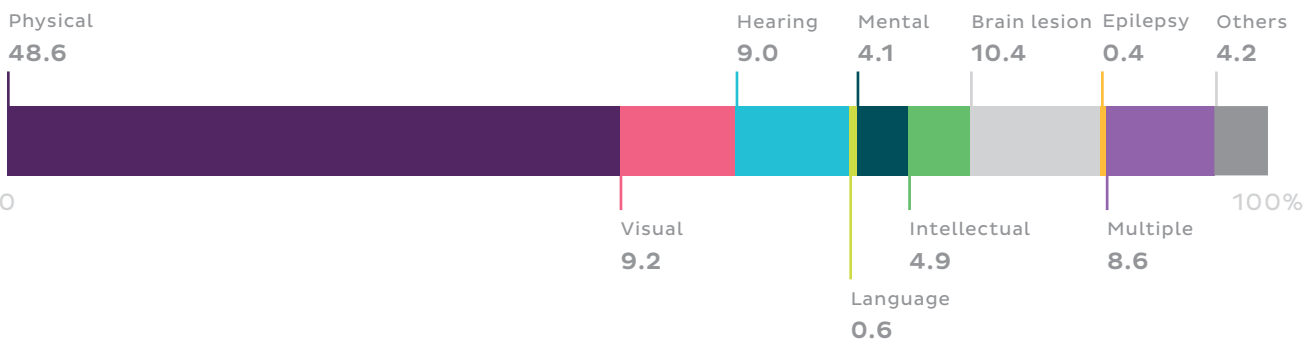
DISTRIBUTION OF DISABILITY BY AGE GROUP (%)



AGE-SPECIFIC PREVALENCE OF DISABILITY (%)



DISTRIBUTION BY TYPE OF DISABILITY (%)



GOVERNMENT'S ACTION ON UN CRPD

SIGNATURE	30 Mar. 2007	RATIFICATION	11 Dec. 2008
------------------	--------------	---------------------	--------------

DOMESTIC LAWS AND POLICIES ON DISABILITY

<ul style="list-style-type: none"> ■ Welfare of Disabled Persons Act 	Adoption in 1981, amendment in 2010	<ul style="list-style-type: none"> ■ Act on Special Education for Disabled Persons 	Adoption in 2007
<ul style="list-style-type: none"> ■ Anti-Discrimination against and Remedies for Persons with Disabilities Act 	Adoption in 2007	<ul style="list-style-type: none"> ■ Disability Pensions Act 	Adoption in 2010
<ul style="list-style-type: none"> ■ Employment Promotion and Vocational Rehabilitation of Disabled Persons Act 	Adoption in 1990, amendment in 2011	<ul style="list-style-type: none"> ■ Disability care and support system 	2011
<ul style="list-style-type: none"> ■ Convenience Improvement for the Disabled, the Elderly, and Pregnant Women Act 	Adoption in 1997, amendment in 2010	<ul style="list-style-type: none"> ■ Rehabilitation services for children with disabilities 	2009
		<ul style="list-style-type: none"> ■ Prevention of violence against women with disabilities and support for the victims 	2008

SUPPORT SCHEMES FOR PERSONS WITH DISABILITIES

DISABILITY PENSION—Eligibility: registered persons with severe disabilities aged 18 and above who are basic livelihood security recipients, next needy classes, or above; **DISABILITY BENEFITS**—Eligibility: persons with mild disabilities at the age of 18 or over in low-income households; **DISABLED CHILD ALLOWANCE**—Eligibility: in-home children with disabilities under the age of 18 in low-income households; **EDUCATION COST SUPPORT FOR CHILDREN WITH DISABILITIES OR CHILDREN WHOSE PARENTS ARE DISABLED**—Eligibility: middle and high school children with disability ratings of grade 1-3 and middle and high school children whose parents are disabled ratings of 1-3 in low-income households.

DEFINITION OF DISABILITY/PERSONS WITH DISABILITIES

Persons with disabilities are defined as those whose daily life or social activity is hampered by physical or mental disability over a long period of time. Physical disability relates to disability of principal external bodily functions and of internal organs; mental disability relates to disability caused by psychological development disorder or mental disease.

METHOD OF MEASUREMENT

Estimates derived from survey and registration data

SOURCE

National Survey on Persons with Disabilities (2011)

WHAT ARE THE USUAL SOURCES OF DISABILITY DATA?

SOURCE

Survey

BY WHOM

Ministry of Health and Welfare; Korea Institute for Health and Social Affairs

Registers

Local Governments

Population Census

National Statistical Office

ANNUAL DISABILITY SPENDING

...

GOVERNMENTAL FOCAL POINT ON DISABILITY MATTERS

Ministry of Health and Welfare/Bureau of Policy for Persons with Disabilities/
Division of Rights Promotion for Persons with Disabilities

WEBSITE

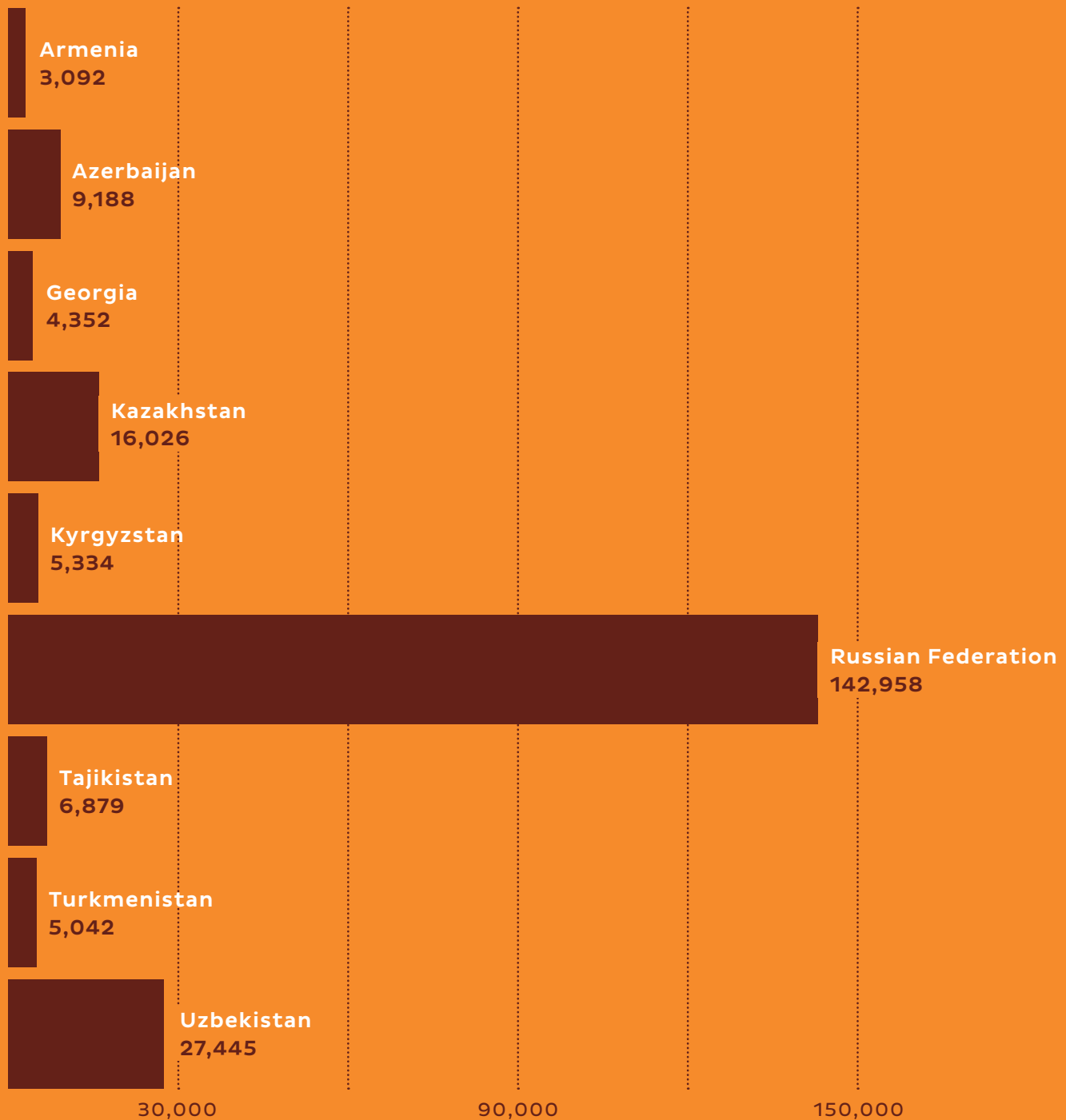
http://english.mw.go.kr/front_eng/index.jsp

EMAIL

jsohn@korea.kr

North & Central Asia

TOTAL POPULATION IN 2010 (000s)



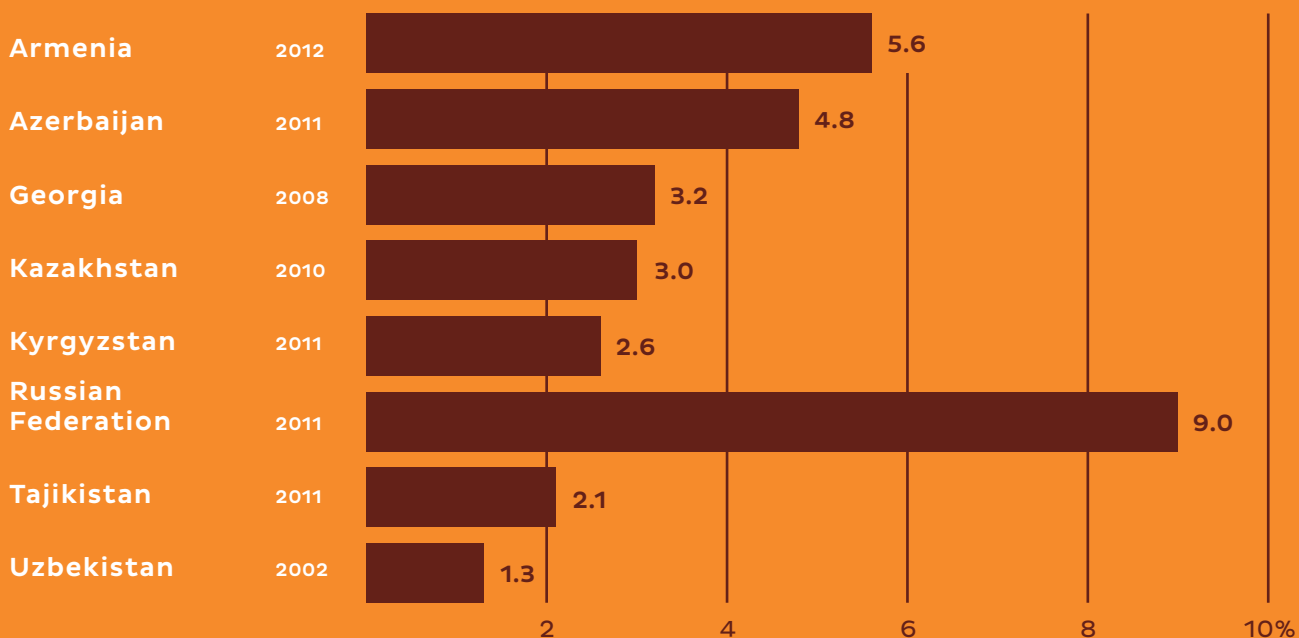
DEMOGRAPHIC INDICATORS

	AGE COMPOSITION (%)						MEDIAN AGE	
	IN 2010			IN 2050			IN 2010	IN 2050
	<15	15-64	65+	<15	15-64	65+		
Armenia	20.2	68.7	11.1	16.1	62.1	21.7	32.1	43.7
Azerbaijan	20.9	72.6	6.6	19.5	63.4	17.1	29.5	38.8
Georgia	16.6	69.1	14.3	14.0	59.2	26.8	37.3	48.3
Kazakhstan	24.5	68.7	6.8	22.9	63.4	13.6	29.0	34.7
Kyrgyzstan	30.0	65.5	4.4	23.5	65.1	11.4	23.8	33.3
Russian Federation	15.0	72.2	12.8	16.9	60.0	23.1	37.9	43.1
Tajikistan	37.0	59.5	3.5	23.6	67.4	9.0	20.4	31.8
Turkmenistan	29.2	66.6	4.1	18.2	68.2	13.6	24.5	38.1
Uzbekistan	29.4	66.3	4.4	17.3	67.9	14.7	24.2	39.2

SOCIOECONOMIC INDICATORS

	HUMAN DEVELOPMENT INDEX		PPP-ADJUSTED PER CAPITA GNI (USD)	LIFE EXPECTANCY AT BIRTH (YEARS)	DISABILITY-ADJUSTED LIFE EXPECTANCY AT BIRTH (YEARS)
	VALUES	RANK			
	2011	2011	2010	2005-2010	1999
Armenia	0.716	86	5,640	73.7	66.7
Azerbaijan	0.700	91	9,240	70.1	63.7
Georgia	0.733	75	4,950	73.0	66.3
Kazakhstan	0.745	68	10,620	65.8	56.4
Kyrgyzstan	0.615	126	2,070	66.7	56.3
Russian Federation	0.755	66	19,210	67.7	61.3
Tajikistan	0.607	127	2,120	66.4	57.3
Turkmenistan	0.686	102	7,460	64.6	54.3
Uzbekistan	0.641	115	3,150	67.4	60.2

DISABILITY PREVALENCE



POLICY MATRIX

	CRPD SIGNATURE	CRPD RATIFICATION	ANTI-DISCRIMINATION LAW ON DISABILITY	COMPREHENSIVE DISABILITY LEGISLATION	DISABILITY POLICY	DISABILITY PLAN OF ACTION
Armenia	✓	✓	✗	✓	✓	✓
Azerbaijan	✓	✓	✗	✗	✗	✓
Georgia	✓	✗	✗	✗	✓	✓
Kazakhstan	✓	✗	...	✓
Kyrgyzstan	✓	✗	✗	✓	✓	✓
Russian Federation	✓	✗	✗	✓	✓	✗
Tajikistan	✗	✗	✗	✓	✗	✗
Turkmenistan	✗	✓
Uzbekistan	✓	✗	✗	✓	✗	✗

✓ YES

✗ NO

... NOT AVAILABLE

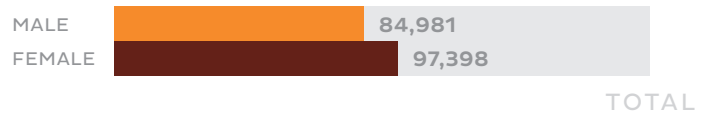
N.A.

NOT APPLICABLE, SINCE THESE COUNTRIES OR TERRITORIES ARE ESCAP ASSOCIATE MEMBERS.

Armenia

PERSONS WITH DISABILITIES

182,379



DISABILITY PREVALENCE¹ (%)

5.6



DISTRIBUTION OF DISABILITY BY AGE GROUP (%)




* indicative of the retirement age that varies in case of persons with disabilities

AGE-SPECIFIC PREVALENCE OF DISABILITY (%)



DISTRIBUTION BY TYPE OF DISABILITY (%)



GOVERNMENT'S ACTION ON UN CRPD

SIGNATURE

30 Mar. 2007

RATIFICATION

22 Sep. 2010

DOMESTIC LAWS AND POLICIES ON DISABILITY

- Law on the Social Protection of Disabled Persons
- Law on Education of People with Special Educational Needs
- Strategy of Social Protection of Persons with Disabilities, 2006–2015
- Action Plan of Social Protection of Persons with Disabilities, 2006–2015

Adoption in 1993
Adoption in 2005
Adoption in 2005

SUPPORT SCHEMES FOR PERSONS WITH DISABILITIES

DISABILITY PENSION—No description on eligibility criteria. The pension is paid according to three degrees of disability: total incapacity for work and requiring constant attendance (Group I, 140 per cent of the basic pension); total incapacity for work but not requiring constant attendance (Group II, 120 per cent of the basic pension); partial incapacity for work (Group III, 100 per cent of the basic pension).

DEFINITION OF DISABILITY/PERSONS WITH DISABILITIES

Persons with disabilities are defined as those who, as a result of mental and physical disorders and limited vital activity, need social support and protection.

METHOD OF MEASUREMENT

Registration

SOURCE

Report by Ministry of Labor and Social Issues (2012)

WHAT ARE THE USUAL SOURCES OF DISABILITY DATA?

SOURCE

Registers (Pyunic)

BY WHOM

Agency of Medical and Social Analysis

ANNUAL DISABILITY SPENDING

...

¹ Estimated by ESCAP.

GOVERNMENTAL FOCAL POINT ON DISABILITY MATTERS

Ministry of Labor and Social Issues/Department of Issues of Elderly People and Persons with Disabilities

WEBSITE

www.mss.am

EMAIL

artur.kesoyan@mss.am

EMAIL

karmen.petrosyan@mss.am

Azerbaijan

PERSONS WITH DISABILITIES

400,587



DISABILITY PREVALENCE¹ (%)


4.8




DISTRIBUTION OF DISABILITY BY AGE GROUP (%)



AGE-SPECIFIC PREVALENCE OF DISABILITY (%)



DISTRIBUTION BY TYPE OF DISABILITY (%)



GOVERNMENT'S ACTION ON UN CRPD

SIGNATURE

9 Jan. 2008

RATIFICATION

28 Jan. 2009

DOMESTIC LAWS AND POLICIES ON DISABILITY

- Law on Prevention of Disabilities and Impaired Health of Children and Rehabilitation and Social Protection of the Disabled and Children with Impaired Health, 2003–2011
- Comprehensive Program on Problems of Disabled and Children with Impaired Health

Timeframe—permanent; approved in 1994

SUPPORT SCHEMES FOR PERSONS WITH DISABILITIES

LABOUR PENSION OF DISABILITY—Eligibility: persons who are disabled with limited health insurance.

“Financial support is provided to persons with disabilities under various plans including the *State Program on Social Economic Development of the Regions of the Republic of Azerbaijan (2009–2010)* and *Integrated Program on the Problems of Persons with Disabilities and Handicapped Children*.”

DEFINITION OF DISABILITY/PERSONS WITH DISABILITIES

Persons with disabilities are defined as those in need of social assistance and protection because of mental or physical defects arising from birth, sickness or injury.

METHOD OF MEASUREMENT

Registration

SOURCE

Estimates provided by Ministry of Labour and Social Protection of Population in Azerbaijan's CRPD Report (Jan. 2011)

WHAT ARE THE USUAL SOURCES OF DISABILITY DATA?

SOURCE

Registers

BY WHOM

Ministry of Labour and Social Protection of Population;
State Social Protection Fund; State Statistical Committee

ANNUAL DISABILITY SPENDING

...

¹ Estimated by ESCAP.

GOVERNMENTAL FOCAL POINT ON DISABILITY MATTERS

Ministry of Labour and Social Protection of Population/
Department for Policy on Social Protection of People with Disabilities

WEBSITE

www.mlsp.gov.az

EMAIL

mlspp@mlspp.gov.az

EMAIL


v.hasanov@gmail.com

Georgia

PERSONS WITH DISABILITIES

137,806


MALE ...
FEMALE ...




DISABILITY PREVALENCE (%)

3.2


MALE ...
FEMALE ...




DISTRIBUTION OF DISABILITY BY AGE GROUP (%)



AGE-SPECIFIC PREVALENCE OF DISABILITY (%)



DISTRIBUTION BY TYPE OF DISABILITY (%)



GOVERNMENT'S ACTION ON UN CRPD

SIGNATURE	10 Jul. 2009	RATIFICATION	No
------------------	--------------	---------------------	----

DOMESTIC LAWS AND POLICIES ON DISABILITY

- Social Integration Policy on the Persons with Disabilities
- State Action Plan for Social Integration of the Persons with Disabilities, 2010–2012

Adoption in 2008

SUPPORT SCHEMES FOR PERSONS WITH DISABILITIES

DISABILITY PENSION—There are certain reductions on hospital and medical charges if the disability is certified by local medical and health departments.

DEFINITION OF DISABILITY/PERSONS WITH DISABILITIES

...

METHOD OF MEASUREMENT

Registration of disability pension recipients

SOURCE

Report by Ministry of Labour, Health and Social Affairs (2008)

WHAT ARE THE USUAL SOURCES OF DISABILITY DATA?

SOURCE

Register¹

BY WHOM

Social Service Agency

ANNUAL DISABILITY SPENDING

...

¹ Database of the persons with disabilities receiving disability pensions.

GOVERNMENTAL FOCAL POINT ON DISABILITY MATTERS

Ministry of Labor, Health and Social Affairs/Department of Social Protection

WEBSITE

...

EMAIL


njinjolava@yahoo.com

Kazakhstan

PERSONS WITH DISABILITIES

560,000

MALE ...
FEMALE ...



DISABILITY PREVALENCE (%)

3.0


MALE ...
FEMALE ...




DISTRIBUTION OF DISABILITY BY AGE GROUP (%)



AGE-SPECIFIC PREVALENCE OF DISABILITY (%)



DISTRIBUTION BY TYPE OF DISABILITY (%)



GOVERNMENT'S ACTION ON UN CRPD

SIGNATURE

11 Dec. 2008

RATIFICATION

No

DOMESTIC LAWS AND POLICIES ON DISABILITY

■ Law on Social Protection of Disabled Persons

Adoption in 2006

SUPPORT SCHEMES FOR PERSONS WITH DISABILITIES

STATE SOCIAL BENEFIT (DISABILITY)—A flat-rate monthly benefit is paid according to the assessed degree of disability and the prescribed category of disability.

DEFINITION OF DISABILITY/PERSONS WITH DISABILITIES

Persons with disabilities are defined as those having health impairments and substantial bodily dysfunctions due to disease, injury or defect, which limits their abilities to carry out normal daily activities, causing the need for social protection.

METHOD OF MEASUREMENT

Registration

SOURCE

Ministry of Labor and Social Protection of the Population (1 Oct. 2011).
Online source: www.enbek.gov.kz/en/node/248171

WHAT ARE THE USUAL SOURCES OF DISABILITY DATA?

SOURCE

Registers

BY WHOM

Ministry of Labor and Social Protection; Agency of Statistics;
Ministry of Health

ANNUAL DISABILITY SPENDING

...

GOVERNMENTAL FOCAL POINT ON DISABILITY MATTERS

...

WEBSITE

...

EMAIL


...

Kyrgyzstan

PERSONS WITH DISABILITIES

133,400

MALE ...
FEMALE ...




DISABILITY PREVALENCE¹ (%)

2.6


MALE ...
FEMALE ...




DISTRIBUTION OF DISABILITY BY AGE GROUP (%)



AGE-SPECIFIC PREVALENCE OF DISABILITY (%)



DISTRIBUTION BY TYPE OF DISABILITY (%)



GOVERNMENT'S ACTION ON UN CRPD

SIGNATURE	21 Sep. 2011	RATIFICATION	No
------------------	--------------	---------------------	----

DOMESTIC LAWS AND POLICIES ON DISABILITY

<ul style="list-style-type: none">■ Act on the Rights and Guarantees of Persons with Disabilities■ Action Plan to implement the provisions of the Act on the Rights and Guarantees of Persons with Disabilities	Adoption in 2008 Approval in 2011
--	--------------------------------------

SUPPORT SCHEMES FOR PERSONS WITH DISABILITIES

DISABILITY PENSION—There are three groups of assessed disability: totally disabled and requiring constant attendance (Group I); totally disabled with an 80 per cent loss of mobility (Group II); and partially disabled with some loss in working capacity (Group III).

MONTHLY SOCIAL BENEFITS (DISABILITY)—As of August 2011, there were 69,600 persons with disabilities (including children) receiving monthly social benefits.

DEFINITION OF DISABILITY/PERSONS WITH DISABILITIES

Persons with disabilities are defined as those with health impairments and substantial bodily dysfunctions due to disease, injury or defect, which limit their abilities to carry out normal daily activities, causing the need for social protection.

METHOD OF MEASUREMENT	SOURCE
Registration	Report of Ministry of Social Protection (2011)

WHAT ARE THE USUAL SOURCES OF DISABILITY DATA?

SOURCE	BY WHOM
Registers for disability pension and benefits	Ministry of Social Protection; Social Fund of the Republic; National Statistical Committee

ANNUAL DISABILITY SPENDING

...

¹ Estimated by ESCAP.

GOVERNMENTAL FOCAL POINT ON DISABILITY MATTERS

Ministry of Social Protection/Department of Development for Social Services to the Disabled and Elderly

WEBSITE
www.mlsp.kg


EMAIL
mlsp@mlsp.kg

Russian Federation¹

PERSONS WITH DISABILITIES

13,000,000

MALE ...
FEMALE ...



DISABILITY PREVALENCE² (%)

9.0


MALE ...
FEMALE ...




DISTRIBUTION OF DISABILITY BY AGE GROUP (%)



AGE-SPECIFIC PREVALENCE OF DISABILITY (%)



DISTRIBUTION BY TYPE OF DISABILITY (%)



GOVERNMENT'S ACTION ON UN CRPD

SIGNATURE

24 Sep. 2008

RATIFICATION

No³

DOMESTIC LAWS AND POLICIES ON DISABILITY

- Federal Act on Social Protection of Persons with Disabilities
- Framework to Improve the State System of Medical and Social Assessment and Rehabilitation of Persons with Disabilities

Adoption in 1995
Developed in 2009

SUPPORT SCHEMES FOR PERSONS WITH DISABILITIES

STATE SOCIAL SECURITY—Persons with assessed disabilities can receive the most essential benefits in-kind, including (i) additional free medical care and free provision of medicines prescribed by a physician (paramedic) and provision of vouchers for health resort treatment on medical indications under the legislation on compulsory health insurance; (ii) travel by the suburban railway transport to the place of treatment and back free of charge; (iii) pension; (iv) monthly cash payments.

DEFINITION OF DISABILITY/PERSONS WITH DISABILITIES

A disabled person is a person who has health impairment with persistent dysfunction of the body caused by diseases, consequences of injuries or defects, resulting in reduced life activities and the need for social protection.

METHOD OF MEASUREMENT

Registration

SOURCE

Pension Fund of the Federation (Jan. 2011)

WHAT ARE THE USUAL SOURCES OF DISABILITY DATA?

SOURCE

Registers

BY WHOM

Federal Medico-Biological Agency/Office of Medical and Social Assessment;
Ministry of Health and Social Development

ANNUAL DISABILITY SPENDING

...

¹ Russian Federation has dual membership in East & North-East Asia and North & Central Asia in the ESCAP region.

² Estimated by ESCAP.

³ The CRPD was ratified on 25 Apr. 2012. The transfer of the instrument of ratification is scheduled for 24–26 Sep. 2012.

GOVERNMENTAL FOCAL POINT ON DISABILITY MATTERS

Ministry of Health and Social Development/Disability Department

WEBSITE

www.rosmintrud.ru

EMAIL


lekarevgg@rosminzdrav.ru

Tajikistan

PERSONS WITH DISABILITIES

161,341

MALE ...
FEMALE ...




DISABILITY PREVALENCE (%)

2.1


MALE ...
FEMALE ...




DISTRIBUTION OF DISABILITY BY AGE GROUP (%)



AGE-SPECIFIC PREVALENCE OF DISABILITY (%)



DISTRIBUTION BY TYPE OF DISABILITY (%)



GOVERNMENT'S ACTION ON UN CRPD

SIGNATURE

No

RATIFICATION

No

DOMESTIC LAWS AND POLICIES ON DISABILITY

- Act on Social Protection of Persons with Disabilities
- Conceptual Foundation on Social Protection
- Plan to implement measures of the Conceptual Foundation on Social Protection

Adoption in 2010
Adoption in 2006
Adoption in 2007 and 2010

SUPPORT SCHEMES FOR PERSONS WITH DISABILITIES

SOCIAL BENEFITS—The State provides benefits, financial and in-kind, to low-income groups including persons with disabilities (disability is assessed by medical institutions).

DEFINITION OF DISABILITY/PERSONS WITH DISABILITIES

Persons with disabilities are defined as those having health impairments and substantial bodily dysfunctions due to a disease, injury or defect (physical or mental), which limits their abilities to carry out vital daily activities, causing the need for social protection.

METHOD OF MEASUREMENT

...

SOURCE

Estimates reported by the State Statistical Agency (2011)

WHAT ARE THE USUAL SOURCES OF DISABILITY DATA?

SOURCE

Registers

BY WHOM

Ministry of Labour and Social Protection

Population Census

State Statistical Agency

ANNUAL DISABILITY SPENDING

...

GOVERNMENTAL FOCAL POINT ON DISABILITY MATTERS

Ministry of Labour and Social Protection of Population/Department of Social Protection

WEBSITE

www.en.labour.tj

EMAIL


soima-66@mail.ru

Uzbekistan

PERSONS WITH DISABILITIES

327,199

MALE ...
FEMALE ...




DISABILITY PREVALENCE (%)

1.3


MALE ...
FEMALE ...




DISTRIBUTION OF DISABILITY BY AGE GROUP (%)



AGE-SPECIFIC PREVALENCE OF DISABILITY (%)



DISTRIBUTION BY TYPE OF DISABILITY (%)



GOVERNMENT'S ACTION ON UN CRPD

SIGNATURE	27 Feb. 2009	RATIFICATION	No
------------------	--------------	---------------------	----

DOMESTIC LAWS AND POLICIES ON DISABILITY

■ Law on Social Protection of Persons with Disabilities

Adoption in 1991; amendment in 2008

SUPPORT SCHEMES FOR PERSONS WITH DISABILITIES

DISABILITY PENSION—Paid according to three categories of disability: totally disabled, incapable of any work and requiring constant attendance (Group I); totally disabled, incapable of any work and not requiring constant attendance (Group II); and partially disabled and incapable of usual work (Group III).

DEFINITION OF DISABILITY/PERSONS WITH DISABILITIES

...

METHOD OF MEASUREMENT	SOURCE
...	Country profile on disability: Republic of Uzbekistan (2002)

WHAT ARE THE USUAL SOURCES OF DISABILITY DATA?

SOURCE	BY WHOM
...	...

ANNUAL DISABILITY SPENDING

...

GOVERNMENTAL FOCAL POINT ON DISABILITY MATTERS

Ministry of Labour and Social Protection/Department of Monitoring and Analysis of Social Protection Measures

WEBSITE

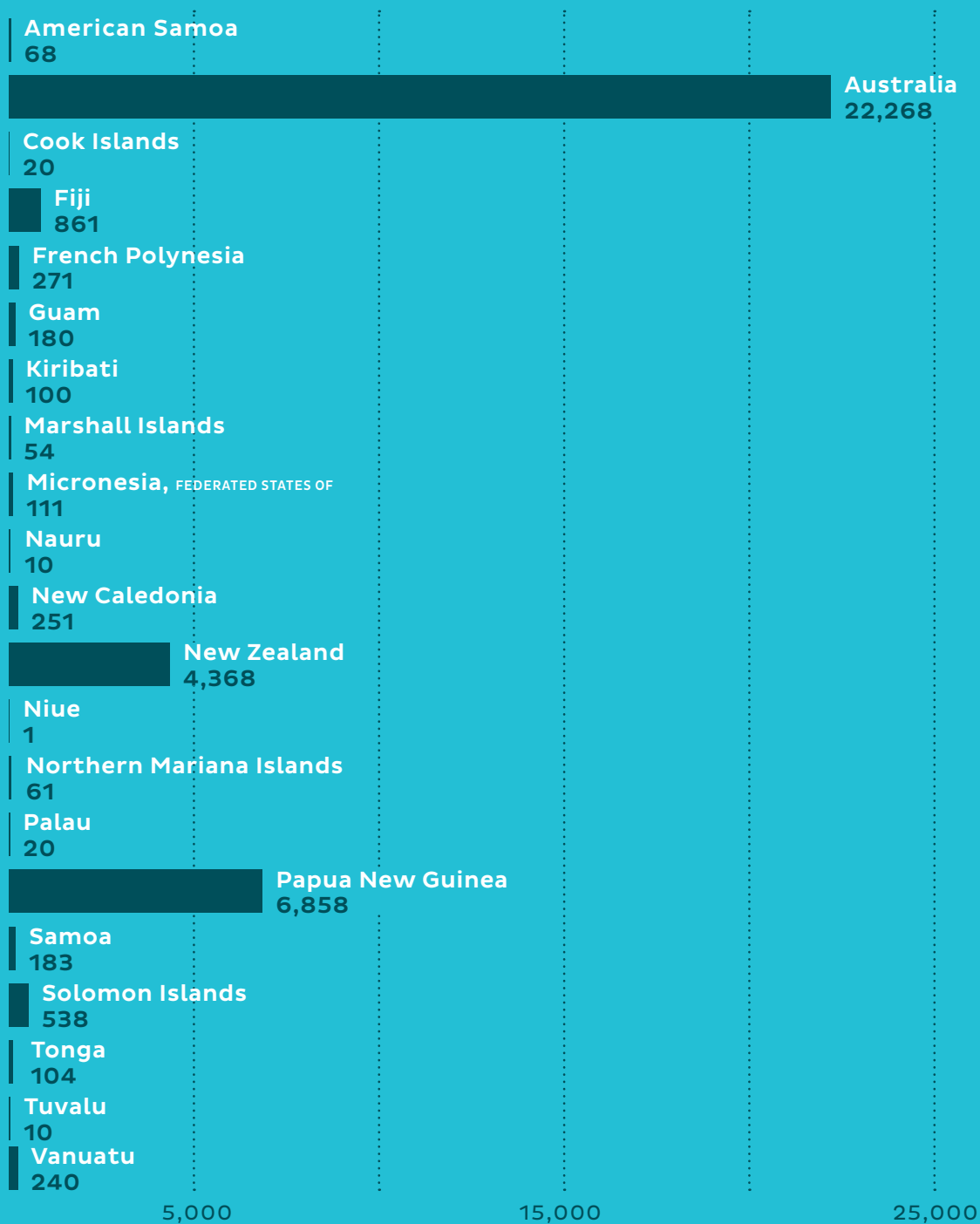
www.mexnat.uz/en

EMAIL

muqaddam2011@yandex.ru

Pacific

TOTAL POPULATION IN 2010 (000s)



DEMOGRAPHIC INDICATORS¹

	AGE COMPOSITION (%)						MEDIAN AGE	
	IN 2010			IN 2050			IN 2010	IN 2050
	<15	15-64	65+	<15	15-64	65+		
Australia	19.0	67.6	13.4	17.9	59.1	23.1	36.9	41.7
Fiji	29.0	66.1	4.8	20.2	64.7	15.1	26.4	36.4
French Polynesia	25.2	68.3	6.5	15.7	64.8	19.5	29.1	42.6
Guam	27.4	65.6	7.1	18.9	64.3	16.8	29.2	38.4
Micronesia, FEDERATED STATES OF	36.5	59.8	3.7	22.6	68.0	9.4	20.8	32.3
New Caledonia	25.2	66.8	8.0	17.1	62.7	20.2	30.3	41.3
New Zealand	20.5	66.5	13.0	18.3	58.9	22.8	36.6	41.3
Papua New Guinea	39.1	58.2	2.8	26.6	65.9	7.5	20.4	29.1
Samoa	37.8	57.1	5.0	27.0	63.0	10.0	20.9	28.2
Solomon Islands	39.7	57.1	3.2	26.9	64.8	8.3	19.9	29.0
Tonga	37.5	56.7	5.9	27.3	62.9	9.9	21.3	28.6
Vanuatu	38.2	58.3	3.5	26.9	64.3	8.8	20.6	29.2

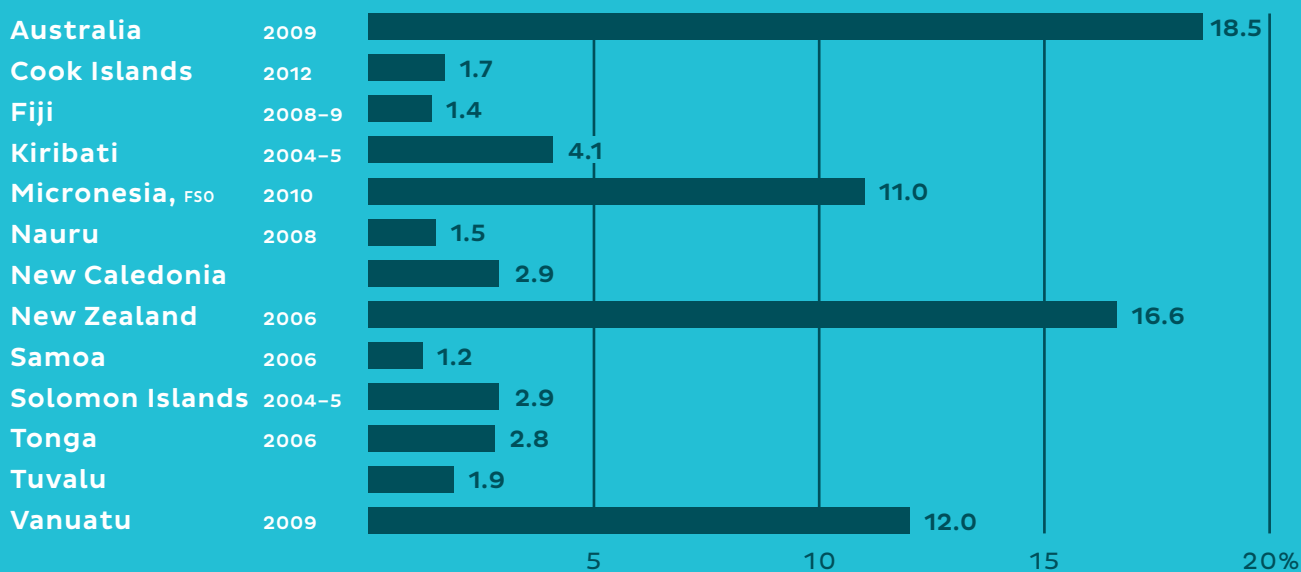
¹ Data are not available for American Samoa, Cook Islands, Kiribati, Marshall Islands, Nauru, Niue, Northern Mariana Islands, Palau, and Tuvalu.

SOCIOECONOMIC INDICATORS²

	HUMAN DEVELOPMENT INDEX		PPP-ADJUSTED PER CAPITA GNI (USD)	LIFE EXPECTANCY AT BIRTH (YEARS)	DISABILITY-ADJUSTED LIFE EXPECTANCY AT BIRTH (YEARS)
	VALUES	RANK			
	2011	2011	2010	2005-2010	1999
Australia	0.929	2	36,910	81.4	73.2
Fiji	0.688	100	4,460	68.8	59.4
Kiribati	0.624	122	3,520	...	55.3
Micronesia, FSO	0.636	116	3,470	68.3	59.6
New Zealand	0.908	5	29,140	80.1	69.2
Palau	0.782	49	10,950	...	59.0
Papua New Guinea	0.466	153	2,400	61.5	47.0
Samoa	0.688	99	4,250	71.5	60.5
Solomon Islands	0.510	142	2,200	66.4	54.9
Tonga	0.704	90	4,560	71.8	62.9
Vanuatu	0.617	125	4,300	70.0	52.8

² Data are not available for American Samoa, Cook Islands, French Polynesia, Guam, Marshall Islands, Nauru, New Caledonia, Niue, Northern Mariana Islands, and Tuvalu.

DISABILITY PREVALENCE³



³ Data are not available for American Samoa, French Polynesia, Guam, Marshall Islands, Niue, Northern Mariana Islands, Palau, and Papua New Guinea.

POLICY MATRIX⁴

	CRPD SIGNATURE	CRPD RATIFICATION	ANTI-DISCRIMINATION LAW ON DISABILITY	COMPREHENSIVE DISABILITY LEGISLATION	DISABILITY POLICY	DISABILITY PLAN OF ACTION
Australia	✓	✓	✓	✗	✓	✓
Cook Islands	✗	✓	✗	✓	✓	✓
Fiji	✓	✗	✗	✗	✓	✓
Kiribati	✗	✗	✗	✗	✗	✓
Marshall Islands	✗	✗	✗	✗	✓	✓
Micronesia, FSO	✗	✗	✗	✗	✓	✓
Nauru	✗	✓	✗	✗	✗	✗
New Caledonia	N.A.	N.A.	✗	✓	✓	✓
New Zealand	✓	✓	✗	✓	✓	✓
Niue	N.A.	N.A.	✗	✗	✓	✓
Palau	✓	✗	✗	✗	✓	✗
Papua New Guinea	✓	✗	✗	✗	✓	✓
Samoa	✗	✗	✗	✗	✓	✓
Solomon Islands	✓	✗	::	::	✓	::
Tonga	✓	✗	✗	✗	✗	✗
Tuvalu	✗	✗	✗	✗	✗	✗
Vanuatu	✓	✓	✗	✓	✓	✓

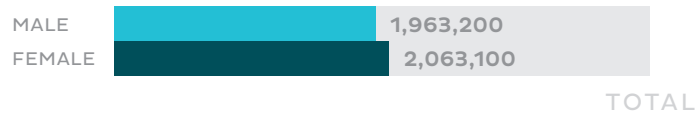
 YES	 NO	... NOT AVAILABLE	N.A. NOT APPLICABLE, SINCE THESE COUNTRIES OR TERRITORIES ARE ESCAP ASSOCIATE MEMBERS.
---	--	-------------------	--

⁴ Data are not available for American Samoa, French Polynesia, Guam, and Northern Mariana Islands.

Australia

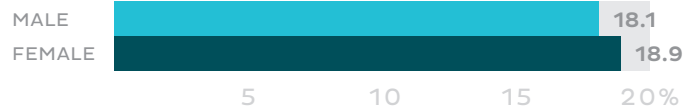
PERSONS WITH DISABILITIES

4,026,200

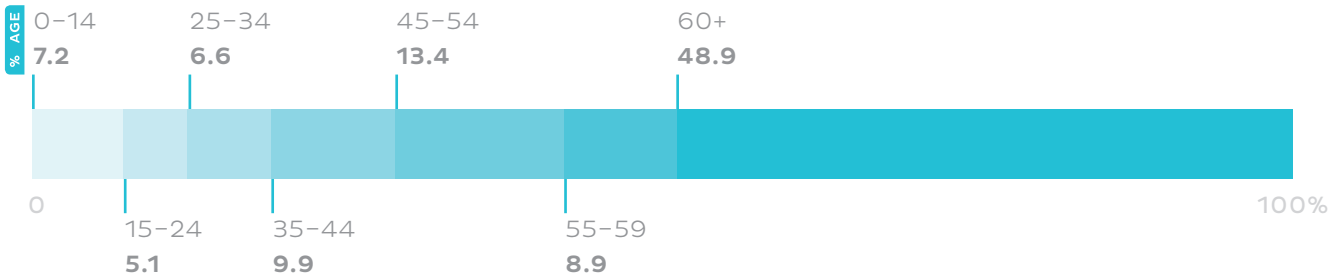


DISABILITY PREVALENCE (%)

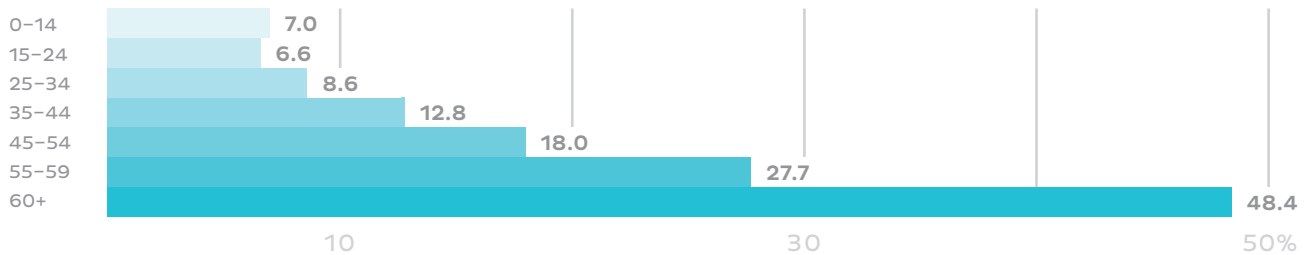
18.5



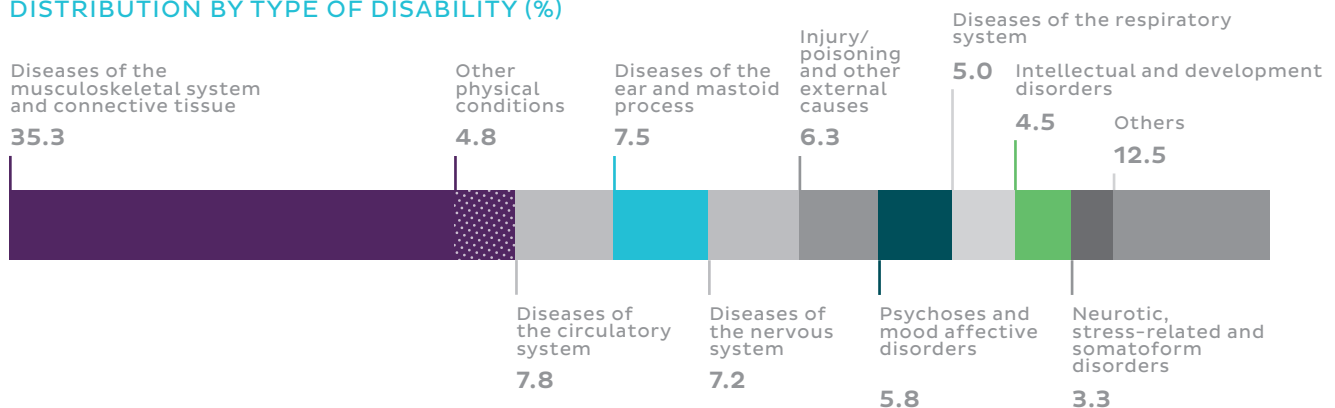
DISTRIBUTION OF DISABILITY BY AGE GROUP (%)



AGE-SPECIFIC PREVALENCE OF DISABILITY (%)



DISTRIBUTION BY TYPE OF DISABILITY (%)



GOVERNMENT'S ACTION ON UN CRPD

SIGNATURE

30 Mar. 2007

RATIFICATION

17 Jul. 2008

DOMESTIC LAWS AND POLICIES ON DISABILITY

- Disability Discrimination Act
- Disability Standards for Accessible Public Transport (Transport Standards)
- Disability Standards for Education
- Disability (Access to Premises—Buildings) Standards
- Disability Discrimination and Other Human Rights Legislation Amendment Act
- 2010–2020 National Disability Strategy

Enactment in 1992
2002
2005
2010
Enactment in 2009
Adoption in 2011

SUPPORT SCHEMES FOR PERSONS WITH DISABILITIES

DISABILITY SUPPORT PENSION (DSP)—An income support payment for people who are unable to adequately support themselves through work due to a permanent physical, intellectual or psychiatric disability.

DEFINITION OF DISABILITY/PERSONS WITH DISABILITIES

For statistical purposes, persons with disabilities are defined as those who report they have a limitation, restriction or impairment, which has lasted, or is likely to last, for at least 6 months and restricts everyday activities. Four levels of core activity limitation are determined based on whether a person needs help, has difficulty, or uses aids or equipment with any of the core activities (communication, mobility or self-care).

METHOD OF MEASUREMENT

Computer-assisted personal interviews

SOURCE

Survey of Disability, Ageing and Carers (2009)

WHAT ARE THE USUAL SOURCES OF DISABILITY DATA?

SOURCE

Survey of Disability, Ageing and Carers

Population Census

Disability Support Pension

BY WHOM

Australian Bureau of Statistics

Australian Bureau of Statistics

Department of Families, Housing, Community Services and Indigenous Affairs

ANNUAL DISABILITY SPENDING (est. 2010–2011)

AUD 6.2 billion Specialist disability services

AUD 13.4 billion Disability Support Pension

GOVERNMENTAL FOCAL POINT ON DISABILITY MATTERS

Department of Families, Housing, Community Services and Indigenous Affairs
Attorney-General's Department

WEBSITE

www.fahcsia.gov.au

WEBSITE

www.ag.gov.au

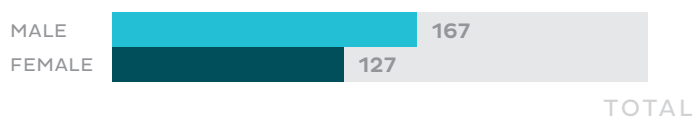
EMAIL

fahcsiafeedback@fahcsia.gov.au

Cook Islands

PERSONS WITH DISABILITIES

294

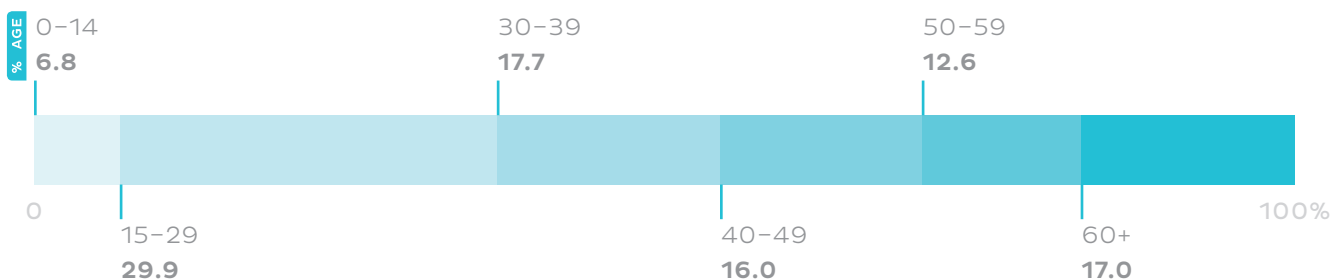


DISABILITY PREVALENCE (%)

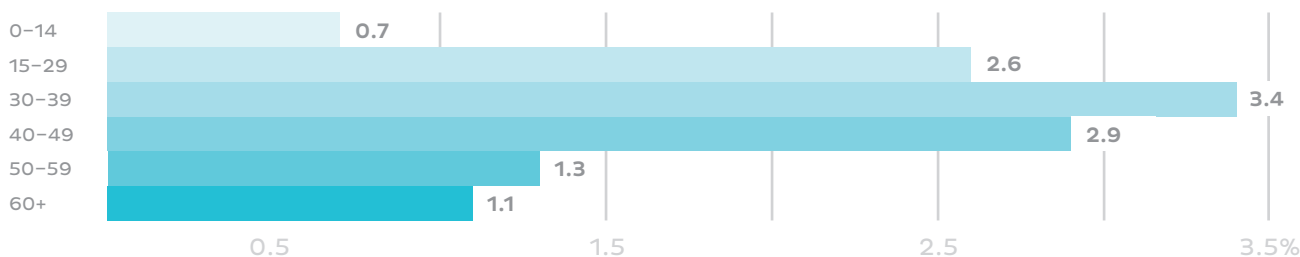
1.7



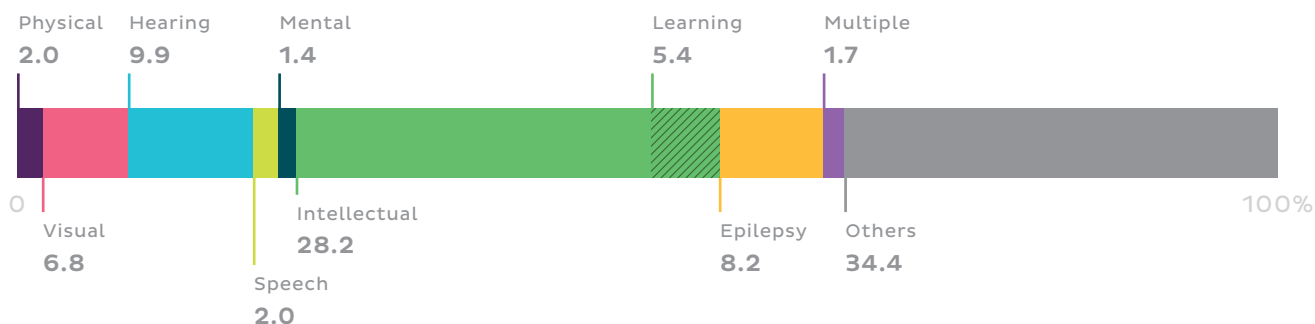
DISTRIBUTION OF DISABILITY BY AGE GROUP (%)



AGE-SPECIFIC PREVALENCE OF DISABILITY (%)



DISTRIBUTION BY TYPE OF DISABILITY (%)



GOVERNMENT'S ACTION ON UN CRPD

SIGNATURE

No

RATIFICATION

8 May 2009

DOMESTIC LAWS AND POLICIES ON DISABILITY

- Disability Act
- National Policy on Disability
- National Disability Action Plan

2008
Endorsement in 2003; review in 2007
Endorsement in 2003; review in 2007

SUPPORT SCHEMES FOR PERSONS WITH DISABILITIES

CHILD BENEFIT (AGES 0–12) AND NEW BORN ALLOWANCE—For every child or infant, both able and disabled, as mandated by the Cook Islands Welfare Act 1989.

INFIRM ALLOWANCE (AGES 13–59) AND CAREGIVER'S ALLOWANCE—Same as above.

OLD AGE PENSION (for both able and disabled people)—For every old person aged over 60 as mandated by the Cook Islands Welfare Act 1989.

Other support plans include special funeral assistance, electricity subsidy and special home assistance.

DEFINITION OF DISABILITY/PERSONS WITH DISABILITIES

Persons with disabilities are defined as those identified by their physical impairment and limited in movement by their inaccessible environment.

METHOD OF MEASUREMENT

Face-to-face interview; village visit; Disability Office record; nurses reports

SOURCE

Disability Survey Update (2012)

WHAT ARE THE USUAL SOURCES OF DISABILITY DATA?

SOURCE

Disability Survey

BY WHOM

Ministry of Internal Affairs/Disability Division

Population Census

National Statistics Office

Registers on welfare benefits

Ministry of Internal Affairs/Welfare Division

Reports

Disability Centre; Ministry of Health

ANNUAL DISABILITY SPENDING (2011)

NZD 1.1 million

GOVERNMENTAL FOCAL POINT ON DISABILITY MATTERS

Ministry of Internal Affairs/Division of Disability

WEBSITE

www.intaff.gov.ck

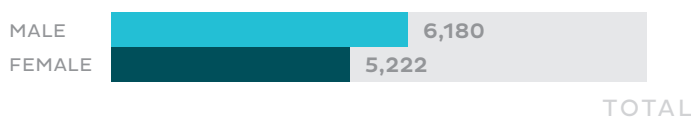
EMAIL

nono@intaff.gov.ck

Fiji

PERSONS WITH DISABILITIES

11,402

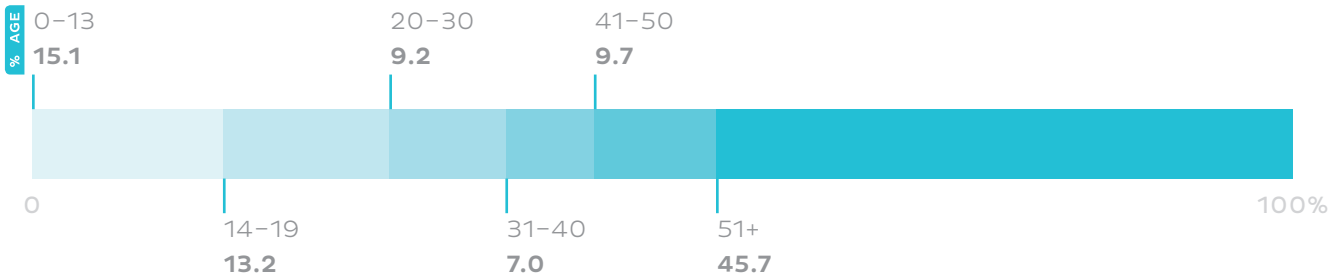


DISABILITY PREVALENCE¹ (%)

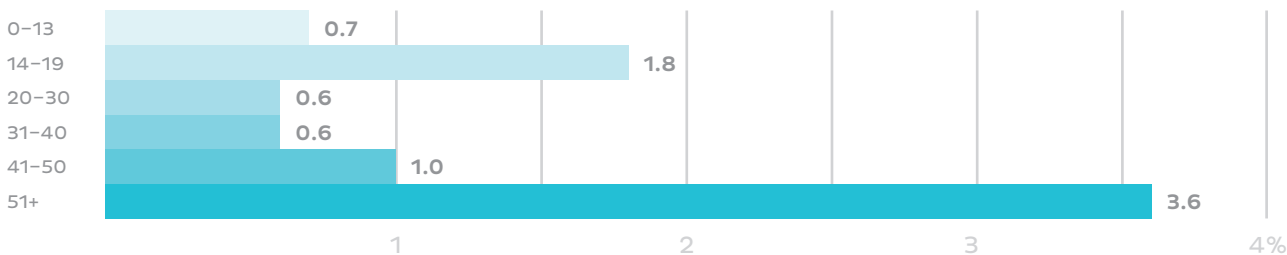
1.4



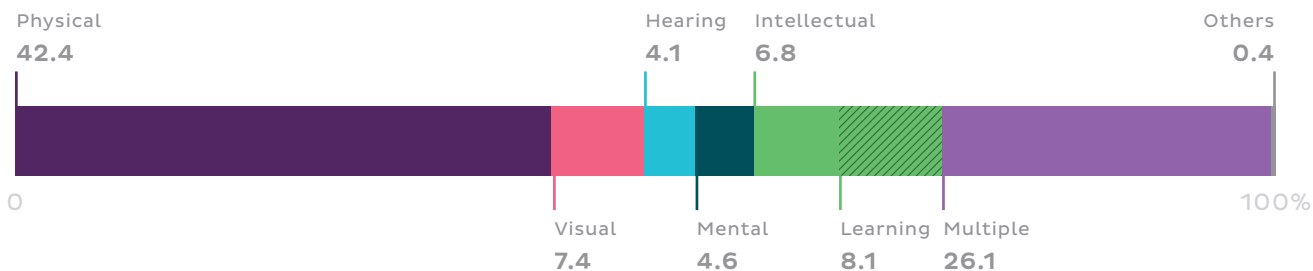
DISTRIBUTION OF DISABILITY BY AGE GROUP (%)



AGE-SPECIFIC PREVALENCE OF DISABILITY (%)



DISTRIBUTION BY TYPE OF DISABILITY (%)



GOVERNMENT'S ACTION ON UN CRPD

SIGNATURE

2 Jun. 2010

RATIFICATION

No

DOMESTIC LAWS AND POLICIES ON DISABILITY

- Fiji National Council for Disabled Persons (FNCDP) Act
- National Policy on Persons with Disabilities,² 2008–2018

Enactment in 1994
Adoption in 2008

SUPPORT SCHEMES FOR PERSONS WITH DISABILITIES

Family assistance (social welfare)
Food voucher (welfare)
Full bus fare concession
Twenty per cent taxi fare concession
Housing assistance

DEFINITION OF DISABILITY/PERSONS WITH DISABILITIES

Persons with disabilities are defined as those with long-term physical, mental, learning, intellectual and sensory impairments and whose participation in everyday life as well as enjoyment of human rights are limited due to socio-economic, environmental and attitudinal barriers.

METHOD OF MEASUREMENT

Collection of records from Ministry of Social Welfare, Ministry of Health, etc.

SOURCE

National Baseline Survey (2008–2009)

WHAT ARE THE USUAL SOURCES OF DISABILITY DATA?

SOURCE

Population Census

Survey

BY WHOM

Fiji Bureau of Statistics

Fiji National Council for Disabled Persons

ANNUAL DISABILITY SPENDING

FJD 3 million

¹ Estimated by ESCAP.

² Can be accessed at www.fnmdp.org

GOVERNMENTAL FOCAL POINT ON DISABILITY MATTERS

Fiji National Council for Disabled Persons (FNCDP)

WEBSITE

www.fnmdp.org

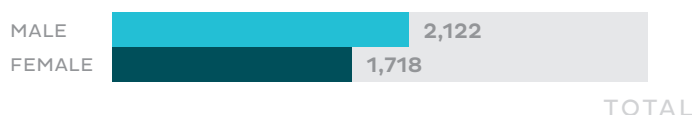
EMAIL

fnmdp@connect.com.fj

Kiribati

PERSONS WITH DISABILITIES

3,840

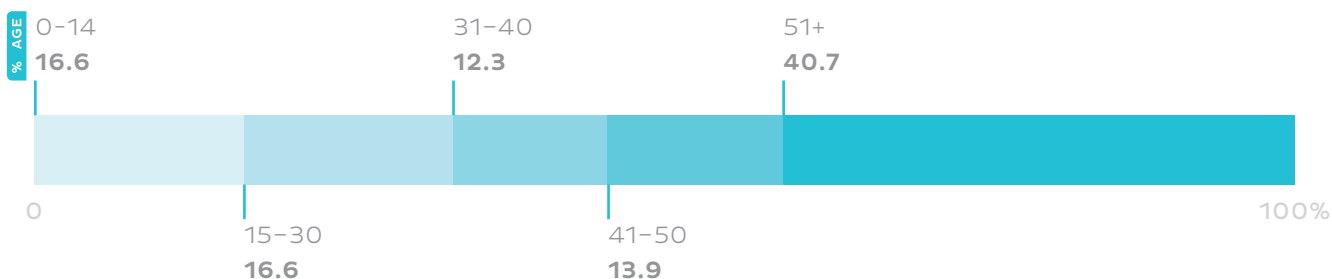


DISABILITY PREVALENCE¹ (%)

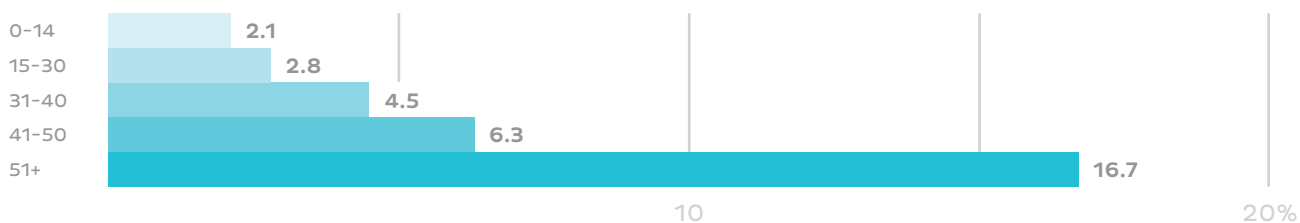
4.1



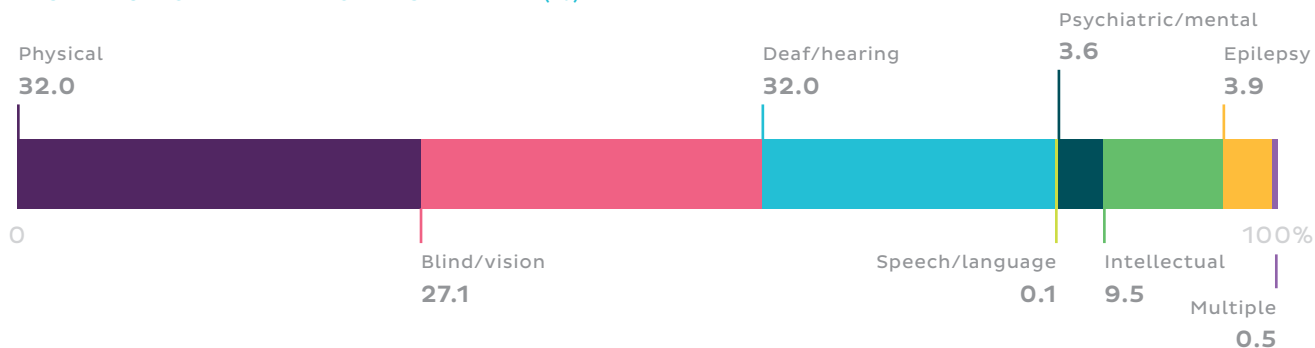
DISTRIBUTION OF DISABILITY BY AGE GROUP (%)



AGE-SPECIFIC PREVALENCE OF DISABILITY¹ (%)



DISTRIBUTION BY TYPE OF DISABILITY² (%)



GOVERNMENT'S ACTION ON UN CRPD

SIGNATURE	No	RATIFICATION	No
------------------	----	---------------------	----

DOMESTIC LAWS AND POLICIES ON DISABILITY

...

SUPPORT SCHEMES FOR PERSONS WITH DISABILITIES

KIRIBATI PROVIDENT FUNDS—Eligibility: self-employed persons with disabilities or those employed by private or public sectors are eligible to become members of the Funds in which they can invest a portion of their salary as their contribution to the scheme after which they can withdraw in line with the conditions of the fund.

SCHOOL FEE SUPPORT—Eligibility: children with handicapped parents (either or both), who are officially selected to enter secondary schools.

DEFINITION OF DISABILITY/PERSONS WITH DISABILITIES

Persons with disabilities are defined as those with any impairment, physically and sociologically.

METHOD OF MEASUREMENT	SOURCE
Face-to-face or telephone interviews	Updates derived from 2004–2005 Survey and data of the Ministry of Health

WHAT ARE THE USUAL SOURCES OF DISABILITY DATA?

SOURCE	BY WHOM
Population Census	National Statistics Office
Survey	National Disability Survey Committee
Registers	Ministry of Health

ANNUAL DISABILITY SPENDING

...

- 1 Estimated by ESCAP.
- 2 Physical includes paraplegic, tetraplegic, hemiplegic, kyphosis, amputees, torticollis, talipes, scoliosis, cerebral palsy, filariasis, general weakness and cleft palate; visual includes blind, cataracts; mental includes behaviour and emotional difficulties; intellectual includes Down's syndrome, slow-learners, autism, hydrocephaly, microcephaly and some specific learning disorders.

GOVERNMENTAL FOCAL POINT ON DISABILITY MATTERS

Ministry of Internal & Social Affairs (MISA)

WEBSITE	EMAIL	EMAIL
...	wirikitooma@gmail.com	teubane@gmail.com

Marshall Islands

PERSONS WITH DISABILITIES¹

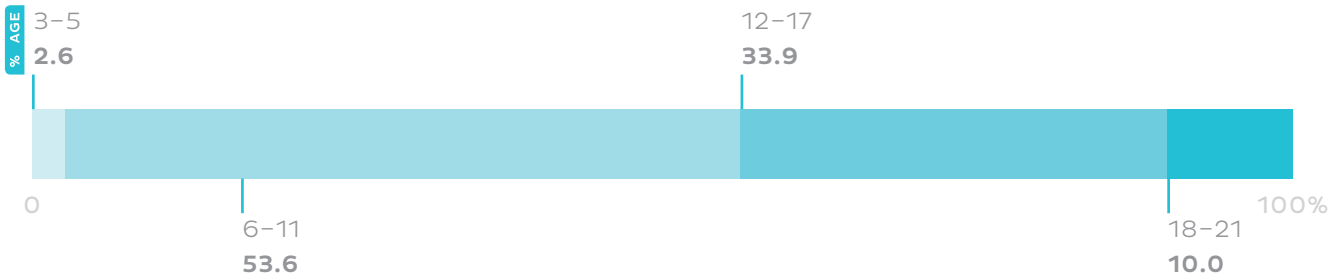
812

MALE ...
FEMALE ...


DISABILITY PREVALENCE (%)




DISTRIBUTION OF DISABILITY BY AGE GROUP¹ (%)



AGE-SPECIFIC PREVALENCE OF DISABILITY (%)



DISTRIBUTION BY TYPE OF DISABILITY¹ (%)



GOVERNMENT'S ACTION ON UN CRPD

SIGNATURE	No	RATIFICATION	No
------------------	----	---------------------	----

DOMESTIC LAWS AND POLICIES ON DISABILITY

- Special Education Policy and Procedure
- Ministry of Education Act
- State Plan of the Individuals with Disabilities Education Act

Adoption in 1992, revision in 2009
Adoption in 1991
Adoption in 1993

SUPPORT SCHEMES FOR PERSONS WITH DISABILITIES

MARSHALL ISLANDS SOCIAL SECURITY ADMINISTRATION (MISSA)—Objective: to pay disability benefits to persons 'insured' under the Social Security Act of 1990. Eligibility: persons unable to engage in the continued performance of their duties because of a mental or physical impairment; the period of disability is expected to result in death or to last at least 12 months; the claimant must have been both fully and currently insured at the time of becoming disabled; an application must have been filed for disability benefits, supported by a medical report from a treating source and a recommendation from the Medical Examiner designated by MISSA.

DEFINITION OF DISABILITY/PERSONS WITH DISABILITIES

...

METHOD OF MEASUREMENT	SOURCE
Records on children attending school	Ministry of Education

WHAT ARE THE USUAL SOURCES OF DISABILITY DATA?

SOURCE	BY WHOM
Registers	Ministry of Education ²

ANNUAL DISABILITY SPENDING

...

¹ The data pertains only to the children of school age.

² Collects data on students requiring special education.

GOVERNMENTAL FOCAL POINT ON DISABILITY MATTERS

Ministry of Education/Special Education Program

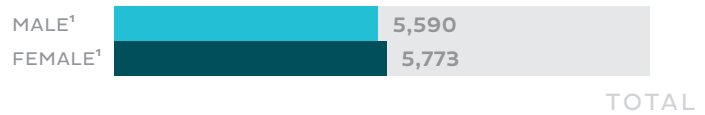
WEBSITE	EMAIL	EMAIL
...	rlokajak@yahoo.com	khosia920@gmail.com

Micronesia

FEDERATED STATES OF

PERSONS WITH DISABILITIES

11,363



DISABILITY PREVALENCE (%)

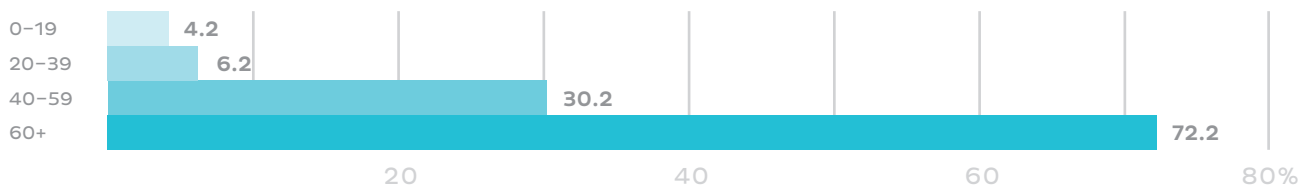
11.0



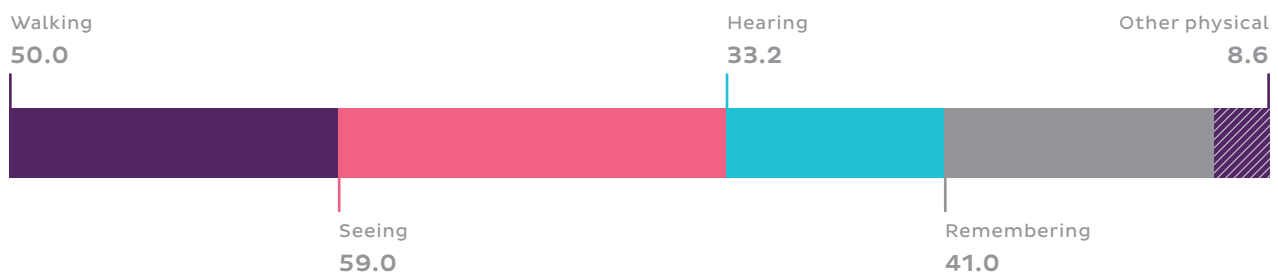
DISTRIBUTION OF DISABILITY BY AGE GROUP (%)



AGE-SPECIFIC PREVALENCE OF DISABILITY¹ (%)



DISTRIBUTION BY TYPE OF DISABILITY² (%)



GOVERNMENT'S ACTION ON UN CRPD

SIGNATURE	23 Sep. 2011	RATIFICATION	No
------------------	--------------	---------------------	----

DOMESTIC LAWS AND POLICIES ON DISABILITY

■ National Policy on Disability, 2009–2016	Adoption in 2008
--	------------------

SUPPORT SCHEMES FOR PERSONS WITH DISABILITIES

DISABILITY PENSION—Eligibility: persons assessed as incapable of substantial gainful activity because of a disability that will last for at least 1 year or result in death. The minimum contribution required is USD 1,500.

DEFINITION OF DISABILITY/PERSONS WITH DISABILITIES

Persons with disabilities are defined as those with difficulty of bodily functions and related health problems which may prevent them from doing normal activities.

METHOD OF MEASUREMENT	SOURCE
Enumeration	Population Census (2010)

WHAT ARE THE USUAL SOURCES OF DISABILITY DATA?

SOURCE	BY WHOM
Population Census	Office of Statistics, Budget and Economic Management, Overseas Development Assistance, and Compact Management (SBOC)

ANNUAL DISABILITY SPENDING

...

¹ Estimated by ESCAP.

² Persons with more than one type of disability are counted in each of the corresponding categories. Hence, the total number of persons with disabilities is much smaller than the aggregated number of persons by type of disability, and the sum of the proportion of various types exceeds 100. In the graph, *Walking* means “walking, climbing steps or use of arms”, and *Remembering* means “remembering or concentrating”.

GOVERNMENTAL FOCAL POINT ON DISABILITY MATTERS

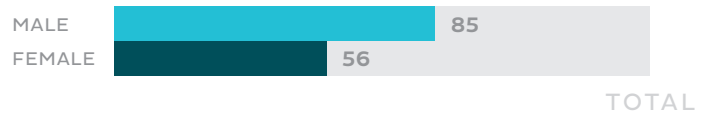
Department of Health & Social Affairs/Youth, Gender & Disability Office

WEBSITE	EMAIL	EMAIL
www.fsmhealth.fm	health@fsmhealth.fm	spenias@fsmhealth.fm

Nauru

PERSONS WITH DISABILITIES

141



DISABILITY PREVALENCE¹ (%)


1.5




DISTRIBUTION OF DISABILITY BY AGE GROUP (%)



AGE-SPECIFIC PREVALENCE OF DISABILITY (%)



DISTRIBUTION BY TYPE OF DISABILITY (%)



GOVERNMENT'S ACTION ON UN CRPD

SIGNATURE	No	RATIFICATION	27 Jun. 2012
------------------	----	---------------------	--------------

DOMESTIC LAWS AND POLICIES ON DISABILITY

...

SUPPORT SCHEMES FOR PERSONS WITH DISABILITIES

SPECIALIZED TRANSPORT IN THREE MAIN AREAS FOR PERSONS WITH DISABILITIES: 1. Able/Disabled School Bus which has a rear-mounted elevator for physically-challenged persons; 2. Dialysis Unit Mini Van has a rear-mounted lift for physically-challenged persons; 3. Home Modification Project which is supervised by the physiotherapist where disabled persons homes are modified to assist patient access into their homes, toilets, bathrooms, etc. These include construction of ramps, railings, special seats, platforms, and home assistive devices.

DISABILITY ALLOWANCES—Eligibility: severely disabled persons identified by Disability Assessment Committee.

DEFINITION OF DISABILITY/PERSONS WITH DISABILITIES

Persons with disabilities are defined as those who have long-term physical, mental, intellectual or sensory impairments which in interaction with various barriers may hinder their full and effective participation in society on an equal basis with others.

METHOD OF MEASUREMENT

Registration

SOURCE

Physiotherapist Survey (2008)

WHAT ARE THE USUAL SOURCES OF DISABILITY DATA?

SOURCE

Registers

BY WHOM

Medical records by various institutions

Physiotherapist Survey

Ministry of Health

ANNUAL DISABILITY SPENDING

...

¹ Estimated by ESCAP.

GOVERNMENTAL FOCAL POINT ON DISABILITY MATTERS

No focal point. Disability is a shared responsibility between Ministry of Health and Ministry of Education

WEBSITE

...

EMAIL

maria.gaiyabu@naurugov.nr


EMAIL

romulotawalo@hotmail.com

New Caledonia

PERSONS WITH DISABILITIES

7,063




DISABILITY PREVALENCE (%)


2.9




DISTRIBUTION OF DISABILITY BY AGE GROUP (%)



AGE-SPECIFIC PREVALENCE OF DISABILITY (%)



DISTRIBUTION BY TYPE OF DISABILITY (%)



GOVERNMENT'S ACTION ON UN CRPD

SIGNATURE	Not applicable	RATIFICATION	Not applicable
------------------	----------------	---------------------	----------------

DOMESTIC LAWS AND POLICIES ON DISABILITY

- Policy for Persons with Disabilities
- Policy in favour of persons with disabilities and for persons experiencing loss of autonomy
- Disability Charter in New Caledonia

Adoption in 2009
Adoption in 2009

Approval in 2007

SUPPORT SCHEMES FOR PERSONS WITH DISABILITIES

EVALUATION TEST—Children are eligible at the onset of disability and are subject to an evaluation test at least every 2 years until 18 or 21 years old. Adults are eligible at the onset of disability (50 per cent or above) and the commission (CRHD) will decide for 1 year only or much more, according to the nature of the incapacity.

DEFINITION OF DISABILITY/PERSONS WITH DISABILITIES

Persons with disabilities are defined as those who, in their usual setting, are limited in their activities or restricted in their participation in society because of a lasting or irreversible substantial deterioration in one or more physical, sensory, mental, cognitive or psychological functions, or a multiple disability or a disabling health condition with a disability rate at least equal to 50 per cent, before the age of 60. They also include those aged over 60 whose degree of disability before reaching that age met the definition in the preceding paragraph (50 per cent).

METHOD OF MEASUREMENT	SOURCE
Face-to-face interview	CRHD ¹ and CEJHNC ²

WHAT ARE THE USUAL SOURCES OF DISABILITY DATA?

SOURCE	BY WHOM
Registers	CRHD ¹ and CEJHNC ²

ANNUAL DISABILITY SPENDING³ (2012)

EUR 68 million

- ¹ CRHD : Commission de Reconnaissance du Handicap et de la Dépendance (Commission of recognition of disability and dependence)
- ² CEJHNC : Commission pour les enfants et les jeunes en situation de handicap de Nouvelle-Calédonie (Commission for children and youth with disabilities in New Caledonia).
- ³ Does not include the health care costs which represent an important part of the budget dedicated to persons with disabilities.

GOVERNMENTAL FOCAL POINT ON DISABILITY MATTERS

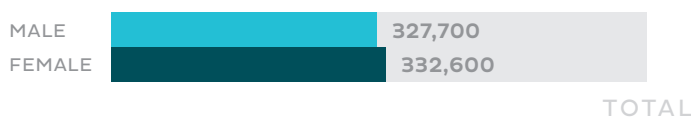
Conseil du Handicap et de la Dépendance

WEBSITE	EMAIL
...	chd@gouv.nc

New Zealand

PERSONS WITH DISABILITIES

660,300




DISABILITY PREVALENCE (%)

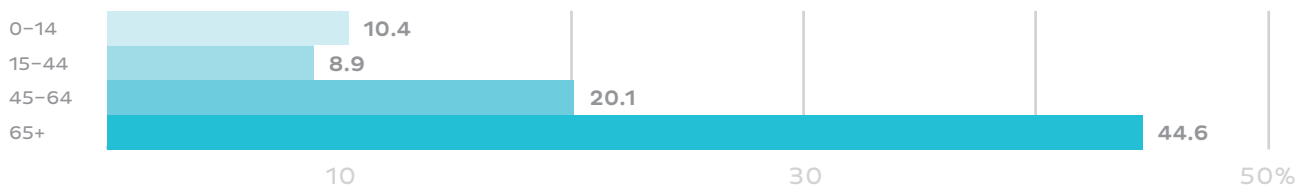
16.6



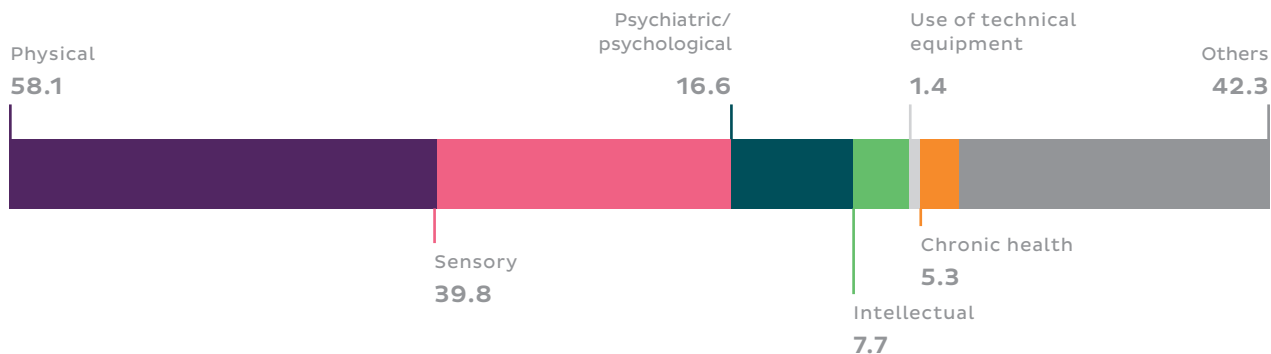
DISTRIBUTION OF DISABILITY BY AGE GROUP (%)



AGE-SPECIFIC PREVALENCE OF DISABILITY (%)



DISTRIBUTION BY TYPE OF DISABILITY¹ (%)



GOVERNMENT'S ACTION ON UN CRPD

SIGNATURE	30 Mar. 2007	RATIFICATION	25 Sep. 2008
------------------	--------------	---------------------	--------------

DOMESTIC LAWS AND POLICIES ON DISABILITY

■ Intellectual Disability Act—Compulsory Care and Rehabilitation	Enactment in 2003	■ Health and Disability Commissioner Act	Enactment in 1994
■ Criminal Procedure Act—Mentally Impaired Persons	Enactment in 2003	■ Protection of Personal and Property Rights Act	Enactment in 1998
■ Public Health and Disability Act	Enactment in 2000	■ Disability Strategy	Approval in 2001
■ Human Right Act	Enactment in 1993	■ Disability Action Plan	Approval in 2011
■ Mental Health Act—Compulsory Assessment and Treatment	Enactment in 1992		

SUPPORT SCHEMES FOR PERSONS WITH DISABILITIES

CHILD DISABILITY ALLOWANCE—A fortnightly payment made to the main carer of a child or young person with a serious disability. It is paid in recognition of the extra care and attention needed for that child.

DISABILITY ALLOWANCE—A weekly payment for people who have regular, ongoing costs because of a disability, such as visits to the doctor or hospital, medicines, extra clothing or travel. **SICKNESS BENEFIT**—A weekly payment which helps people who are willing to work, however, are not currently working, or are working less hours, because they are sick, injured, disabled or pregnant. **INVALID'S BENEFIT**—A weekly payment which helps people who are permanently and severely limited in how much work they can do.

DEFINITION OF DISABILITY/PERSONS WITH DISABILITIES

For statistical purposes, disability is defined as any self-perceived limitation in activity resulting from a long-term condition or health problem lasting or expected to last 6 months or more, and not completely eliminated by an assistive device.

METHOD OF MEASUREMENT

Assisted completion of survey questionnaire

SOURCE

Household Disability Survey (post-census, 2006)

WHAT ARE THE USUAL SOURCES OF DISABILITY DATA?

SOURCE

Population Census

BY WHOM

Statistics New Zealand

Household Disability Survey (post-census)

Statistics New Zealand

ANNUAL DISABILITY SPENDING

No complete figures are available on annual Government spending on disability.

- Persons with more than one type of disability are counted in each of the corresponding categories. Hence, the total number of persons with disabilities is much smaller than the sum of the number of persons by individual type of disability, and the sum of the proportion of various types exceeds 100.

GOVERNMENTAL FOCAL POINT ON DISABILITY MATTERS

Office for Disability Issues (administered by the Ministry of Social Development)

WEBSITE

www.odi.govt.nz

EMAIL

odi@msd.govt.nz

Niue

PERSONS WITH DISABILITIES¹


9




DISABILITY PREVALENCE (%)




DISTRIBUTION OF DISABILITY BY AGE GROUP (%)



AGE-SPECIFIC PREVALENCE OF DISABILITY (%)



DISTRIBUTION BY TYPE OF DISABILITY (%)



GOVERNMENT'S ACTION ON UN CRPD

SIGNATURE	Not applicable	RATIFICATION	Not applicable
------------------	----------------	---------------------	----------------

DOMESTIC LAWS AND POLICIES ON DISABILITY

- National Policy on Disability
- National Action Plan on Disability, 2012–2015

Adoption in 2011
Draft

SUPPORT SCHEMES FOR PERSONS WITH DISABILITIES

DISABLED PERSONS BENEFIT—Eligibility: persons who are confirmed or diagnosed with a disability and therefore are unable to work because of disability.

DEFINITION OF DISABILITY/PERSONS WITH DISABILITIES

...

METHOD OF MEASUREMENT	SOURCE
Enumeration	Population Census (2006)

WHAT ARE THE USUAL SOURCES OF DISABILITY DATA?

SOURCE	BY WHOM
Population Census	Economic Planning Development & Statistics
Registers	Department of Community Affairs

ANNUAL DISABILITY SPENDING

...

¹ Working-age population only.

GOVERNMENTAL FOCAL POINT ON DISABILITY MATTERS

Department of Community Affairs

WEBSITE	EMAIL	EMAIL
...	gaylene.tasmania@mail.gov.nu	diamond.tauevihi@mail.gov.nu

Palau


PERSONS WITH DISABILITIES¹




DISABILITY PREVALENCE (%)




DISTRIBUTION OF DISABILITY BY AGE GROUP (%)



AGE-SPECIFIC PREVALENCE OF DISABILITY (%)



DISTRIBUTION BY TYPE OF DISABILITY (%)



GOVERNMENT'S ACTION ON UN CRPD

SIGNATURE	20 Sep. 2011	RATIFICATION	No
------------------	--------------	---------------------	----

DOMESTIC LAWS AND POLICIES ON DISABILITY

<ul style="list-style-type: none">■ Disability Stipend Law■ National Policy on Disability	Adoption in 2011
--	------------------

SUPPORT SCHEMES FOR PERSONS WITH DISABILITIES

SOCIAL SECURITY BENEFITS (DISABILITY PENSION)—Eligibility: based on doctor's recommendation.

DEFINITION OF DISABILITY/PERSONS WITH DISABILITIES

Persons with disabilities are defined as those with physical or mental impairment that limits their ability to do daily living activities.

METHOD OF MEASUREMENT	SOURCE
-----------------------	--------

...	...
-----	-----

WHAT ARE THE USUAL SOURCES OF DISABILITY DATA?²

SOURCE	BY WHOM
Sample Surveys	Various stakeholders including governmental ministries and NGOs
Registers	Same as above

ANNUAL DISABILITY SPENDING

...

¹ No official statistics or records on persons with disabilities were published.

² Data on persons with disabilities are collected to count those receiving special support.

GOVERNMENTAL FOCAL POINT ON DISABILITY MATTERS

No focal point. Disability is a shared responsibility between Ministry of Community and Cultural Affairs, Ministry of Health, and Ministry of Education.

EMAIL
muul@palaunet.com

EMAIL
s_kuartei@palaunet-health.net

EMAIL
spedcor@palaunet.com

Papua New Guinea


PERSONS WITH DISABILITIES




DISABILITY PREVALENCE (%)




DISTRIBUTION OF DISABILITY BY AGE GROUP (%)



AGE-SPECIFIC PREVALENCE OF DISABILITY (%)



DISTRIBUTION BY TYPE OF DISABILITY (%)



GOVERNMENT'S ACTION ON UN CRPD

SIGNATURE	2 Jun. 2011	RATIFICATION	No
------------------	-------------	---------------------	----

DOMESTIC LAWS AND POLICIES ON DISABILITY

- National Policy on Disability
- Key Priority Areas¹ under the National Policy on Disability, 2009–2011

Adoption in 2009
Approved in 2009

SUPPORT SCHEMES FOR PERSONS WITH DISABILITIES

Persons with disabilities are defined as those with special needs who require special attention, care and support in their families and communities; and “encouragement to determine the full potential in life” refers to the needs created by interaction between a person with an impairment and the environmental and attitudinal barriers he/she may face.

DEFINITION OF DISABILITY/PERSONS WITH DISABILITIES

...

METHOD OF MEASUREMENT	SOURCE
...	...

WHAT ARE THE USUAL SOURCES OF DISABILITY DATA?

SOURCE	BY WHOM
...	...

ANNUAL DISABILITY SPENDING

PGK 1 million

¹ Same as action plan.

GOVERNMENTAL FOCAL POINT ON DISABILITY MATTERS

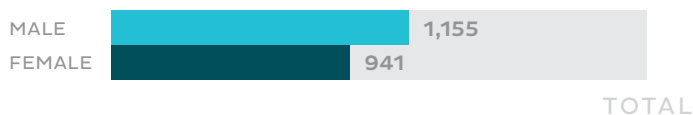
Department for Community Development

WEBSITE	EMAIL	EMAIL
...	kdoko@dfcd.gov.pg	gquaringne@dfcd.gov.pg

Samoa

PERSONS WITH DISABILITIES

2,096




DISABILITY PREVALENCE (%)


1.2



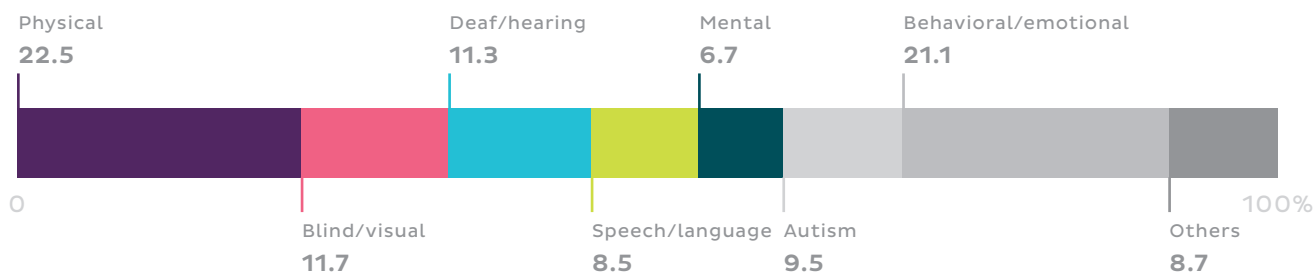
DISTRIBUTION OF DISABILITY BY AGE GROUP (%)



AGE-SPECIFIC PREVALENCE OF DISABILITY (%)



DISTRIBUTION BY TYPE OF DISABILITY (%)



GOVERNMENT'S ACTION ON UN CRPD

SIGNATURE	No	RATIFICATION	No
------------------	----	---------------------	----

DOMESTIC LAWS AND POLICIES ON DISABILITY

- National Policy for Persons with Disability
- National Policy Implementation Plan, 2011–2016

Adoption in 2009
Approval in 2009

SUPPORT SCHEMES FOR PERSONS WITH DISABILITIES

PARLIAMENTARY PENSION SCHEME INCLUDING PERSONS WITH DISABILITIES—Eligibility: pensioners need to be citizens of Samoa, 65 years old or over and need to have resided in Samoa at least 90 days prior to turning 65 years old.

DEFINITION OF DISABILITY/PERSONS WITH DISABILITIES

Persons with disabilities are defined for census purposes as those having special needs, i.e. those with a condition causing great harm to their life and making it difficult to live life as any other normal human being.

METHOD OF MEASUREMENT	SOURCE
Enumeration	Population Census (2006)

WHAT ARE THE USUAL SOURCES OF DISABILITY DATA?

SOURCE	BY WHOM
Population Census	Samoa Bureau of Statistics
Sample Surveys	Samoa Bureau of Statistics
Registers	Various Governmental ministries (e.g. Ministry of Health, Ministry of Education, Ministry of Women, Community and Social Development) and NGOs

ANNUAL DISABILITY SPENDING

...

GOVERNMENTAL FOCAL POINT ON DISABILITY MATTERS

Ministry of Women, Community and Social Development

WEBSITE

www.mwcsd.gov.ws

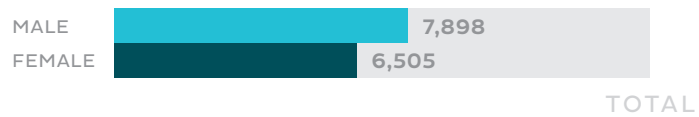
EMAIL

lani_tago@lesamoa.net

Solomon Islands

PERSONS WITH DISABILITIES

14,403

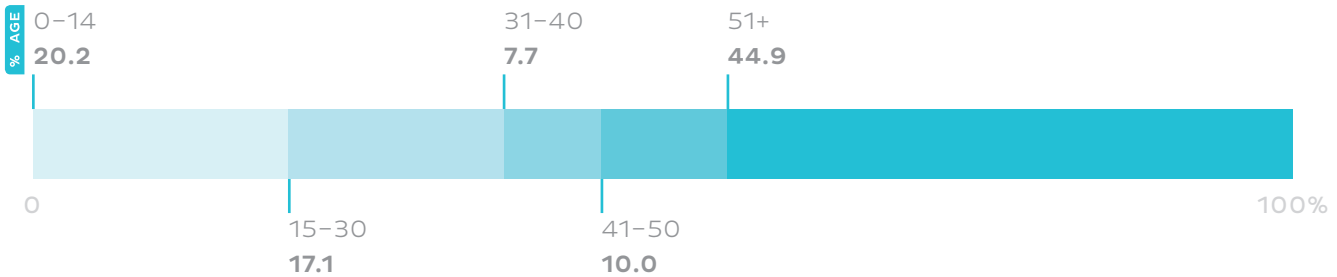


DISABILITY PREVALENCE (%)


2.9



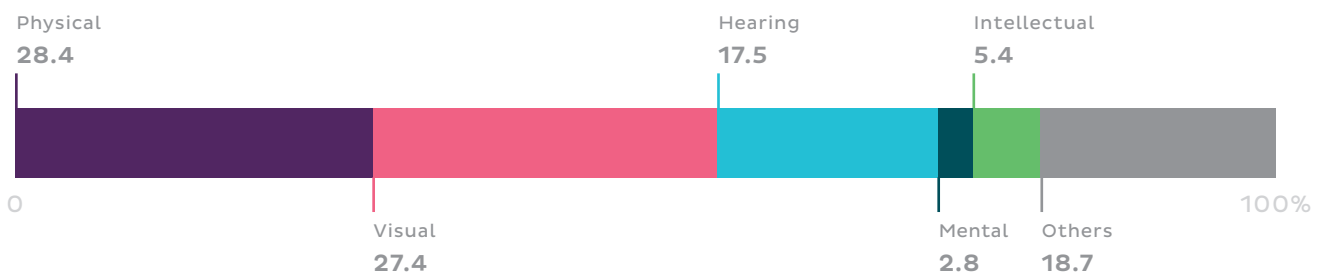
DISTRIBUTION OF DISABILITY BY AGE GROUP (%)



AGE-SPECIFIC PREVALENCE OF DISABILITY¹ (%)



DISTRIBUTION BY TYPE OF DISABILITY (%)



GOVERNMENT'S ACTION ON UN CRPD

SIGNATURE	23 Sep. 2008	RATIFICATION	No
------------------	--------------	---------------------	----

DOMESTIC LAWS AND POLICIES ON DISABILITY

■ National Policy on Disability, 2005–2010

Adoption in 2005, currently in effect

SUPPORT SCHEMES FOR PERSONS WITH DISABILITIES

No disability benefits yet.

DEFINITION OF DISABILITY/PERSONS WITH DISABILITIES

Disability is defined as the condition which stops or limits normal ways of living and practices recognising that each person has the right to live, to do and to enjoy.

METHOD OF MEASUREMENT

Face-to-face client interview

SOURCE

Disability Survey (2004/2005)

WHAT ARE THE USUAL SOURCES OF DISABILITY DATA?

SOURCE

Disability Survey

Population Census

Registers

BY WHOM

Ministry of Health and Medical Services (MHMS)

National Statistics Office

MHMS

ANNUAL DISABILITY SPENDING (est. 2011)

SBD 700,000

¹ Estimated by ESCAP.

GOVERNMENTAL FOCAL POINT ON DISABILITY MATTERS

Ministry of Health and Medical Services/Community Based Rehabilitation Unit

WEBSITE

...

EMAIL

etaloafiri@moh.gov.sb

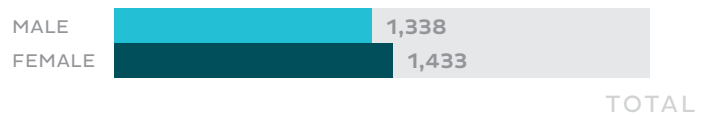
EMAIL

eningalo@gmail.com

Tonga


PERSONS WITH DISABILITIES¹

2,782

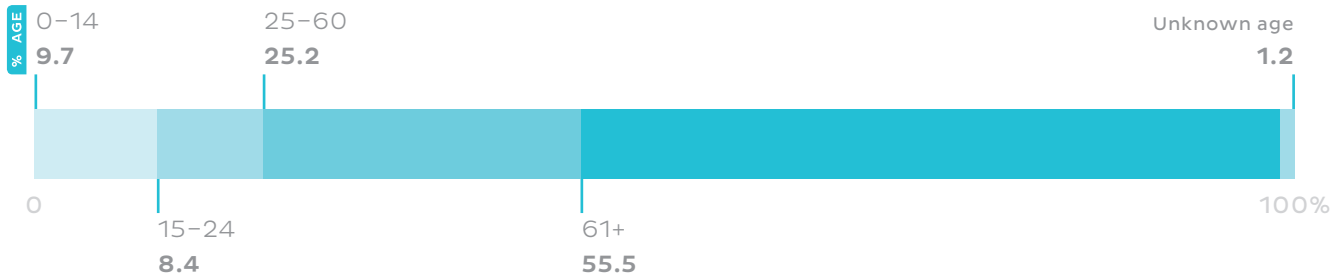


DISABILITY PREVALENCE (%)

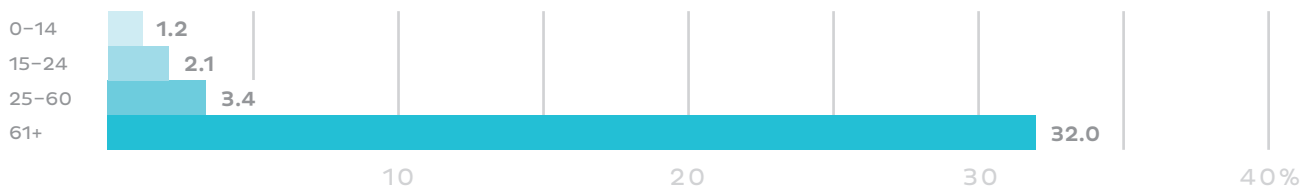
2.8



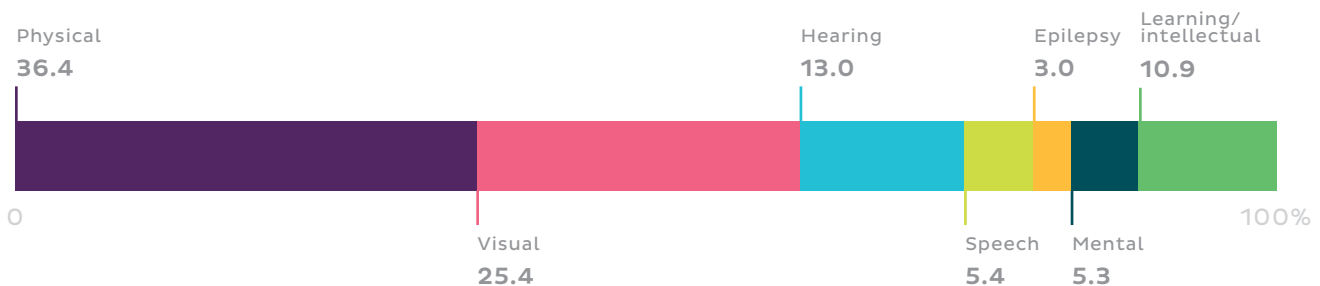
DISTRIBUTION OF DISABILITY BY AGE GROUP (%)



AGE-SPECIFIC PREVALENCE OF DISABILITY (%)



DISTRIBUTION BY TYPE OF DISABILITY (%)



GOVERNMENT'S ACTION ON UN CRPD

SIGNATURE	15 Nov. 2007	RATIFICATION	No
------------------	--------------	---------------------	----

DOMESTIC LAWS AND POLICIES ON DISABILITY

...

SUPPORT SCHEMES FOR PERSONS WITH DISABILITIES

...

DEFINITION OF DISABILITY/PERSONS WITH DISABILITIES

Persons with disabilities are defined as those having difficulty in seeing, hearing, walking and remembering.

METHOD OF MEASUREMENT	SOURCE
Face-to-face interview	National Disability Identification Survey (2006)

WHAT ARE THE USUAL SOURCES OF DISABILITY DATA?

SOURCE	BY WHOM
Population Census	Statistics Department
Disability Survey	Disability Action Committee

ANNUAL DISABILITY SPENDING

...

- ¹ Eleven transgender persons with disabilities are included in the total number of persons with disabilities.
- ² Estimated by ESCAP.

GOVERNMENTAL FOCAL POINT ON DISABILITY MATTERS

Ministry of Health

WEBSITE
www.health.gov.to

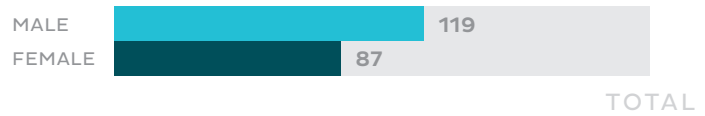
EMAIL
mapahpuloka@gmail.com

EMAIL
mpuloka@health.gov.to

Tuvalu


PERSONS WITH DISABILITIES

206

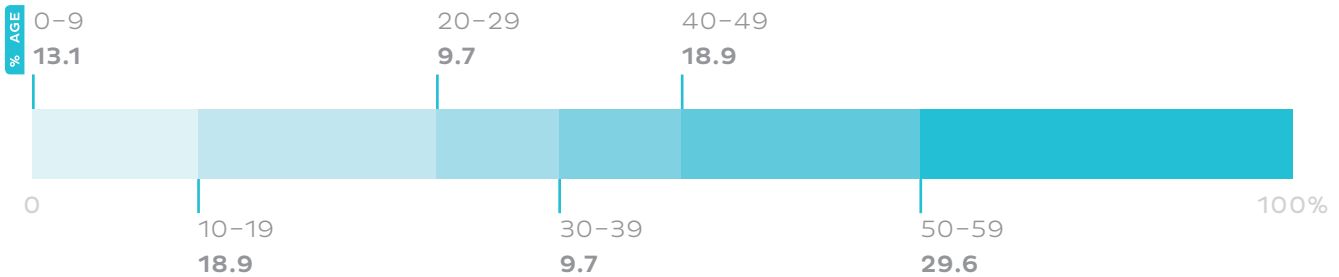


DISABILITY PREVALENCE¹ (%)


1.9



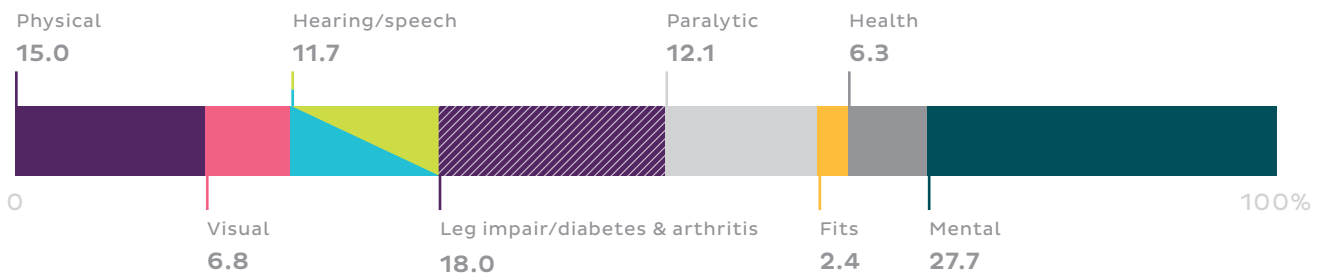
DISTRIBUTION OF DISABILITY BY AGE GROUP (%)



AGE-SPECIFIC PREVALENCE OF DISABILITY (%)



DISTRIBUTION BY TYPE OF DISABILITY (%)



GOVERNMENT'S ACTION ON UN CRPD

SIGNATURE	No	RATIFICATION	No
------------------	----	---------------------	----

DOMESTIC LAWS AND POLICIES ON DISABILITY

No law is available.

SUPPORT SCHEMES FOR PERSONS WITH DISABILITIES

No disability benefits to date.

DEFINITION OF DISABILITY/PERSONS WITH DISABILITIES

The definition from the CRPD is commonly used.

METHOD OF MEASUREMENT	SOURCE
Face-to-face interview	Report on the Elderly, Disabled and Employment

WHAT ARE THE USUAL SOURCES OF DISABILITY DATA?

SOURCE	BY WHOM
Population Census	Department of Statistics
Island Profiling Survey	Department of Community Affairs
Register for Persons with Disabilities	DPO Fusi Alofa

ANNUAL DISABILITY SPENDING

...

¹ Estimated by ESCAP.

GOVERNMENTAL FOCAL POINT ON DISABILITY MATTERS

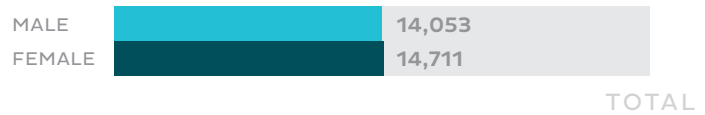
Ministry of Home Affairs/Department of Community Affairs

WEBSITE	EMAIL	EMAIL
...	lfaleasiu@gov.tv	ksaloo@gov.tv

Vanuatu

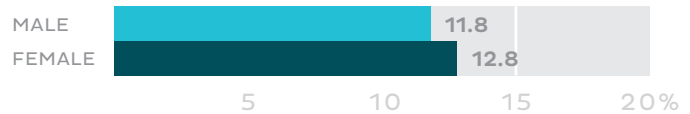
PERSONS WITH DISABILITIES

28,083




DISABILITY PREVALENCE (%)


12.0



DISTRIBUTION OF DISABILITY BY AGE GROUP (%)



AGE-SPECIFIC PREVALENCE OF DISABILITY (%)



DISTRIBUTION BY TYPE OF DISABILITY (%)



GOVERNMENT'S ACTION ON UN CRPD

SIGNATURE

17 May 2007

RATIFICATION

23 Oct. 2008

DOMESTIC LAWS AND POLICIES ON DISABILITY

National Disability Policy and Action Plan, 2008–2015
Convention on the Rights of People with Disability (Ratification) Act No. 25 of 2008

Adoption in 2008

SUPPORT SCHEMES FOR PERSONS WITH DISABILITIES

...

DEFINITION OF DISABILITY/PERSONS WITH DISABILITIES

Persons with disabilities are defined as those who have long-term physical, mental, intellectual, or sensory impairments which, in interaction with various barriers, may hinder their full and effective participation in society on an equal basis with others.

METHOD OF MEASUREMENT

Enumeration

SOURCE

Population Census (2009)

WHAT ARE THE USUAL SOURCES OF DISABILITY DATA?

SOURCE

Population Census

BY WHOM

National Statistics Office

Registers

Ministry of Health; Ministry of Education

ANNUAL DISABILITY SPENDING

...

GOVERNMENTAL FOCAL POINT ON DISABILITY MATTERS

Department of Women Affairs (DWA)/National Disability Desk

WEBSITE

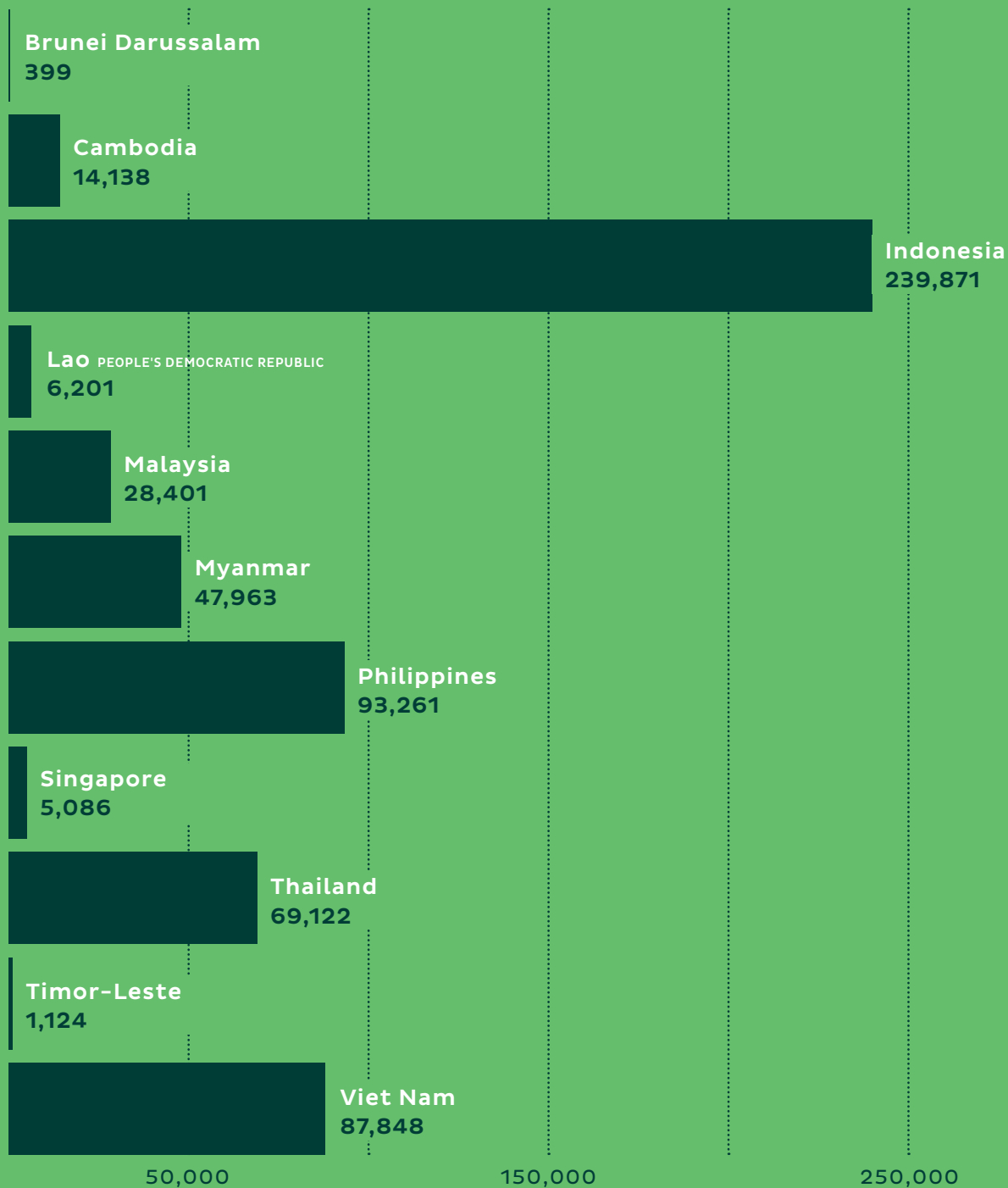
...

EMAIL

skaiapam@vanuatu.gov.vu

South-East Asia

TOTAL POPULATION IN 2010 (000s)



DEMOGRAPHIC INDICATORS

	AGE COMPOSITION (%)						MEDIAN AGE	
	IN 2010			IN 2050			IN 2010	IN 2050
	<15	15-64	65+	<15	15-64	65+		
Brunei Darussalam	26.2	70.2	3.6	16.3	66.2	17.5	28.9	40.2
Cambodia	31.9	64.3	3.8	17.5	69.7	12.8	22.9	38.5
Indonesia	27.0	67.4	5.6	16.5	64.2	19.2	27.8	41.6
Lao PDR	34.5	61.6	3.9	17.1	70.3	12.6	21.5	38.9
Malaysia	30.3	64.9	4.8	19.8	65.1	15.0	26.0	36.9
Myanmar	25.6	69.2	5.1	16.2	66.2	17.6	28.2	41.8
Philippines	35.4	60.9	3.6	23.2	66.1	10.8	22.2	32.5
Singapore	17.4	73.6	9.0	13.0	55.2	31.8	37.6	51.4
Thailand	20.5	70.6	8.9	14.4	60.6	25.1	34.2	46.8
Timor-Leste	46.2	50.9	2.9	30.9	64.7	4.4	16.6	25.0
Viet Nam	23.6	70.4	6.0	14.7	62.2	23.1	28.2	45.8

SOCIOECONOMIC INDICATORS

	HUMAN DEVELOPMENT INDEX		PPP-ADJUSTED PER CAPITA GNI (USD)	LIFE EXPECTANCY AT BIRTH (YEARS)	DISABILITY-ADJUSTED LIFE EXPECTANCY AT BIRTH (YEARS)
	VALUES	RANK			
	2011	2011	2010	2005-2010	1999
Brunei Darussalam	0.838	33	...	64.4	77.5
Cambodia	0.523	139	2,070	45.7	61.5
Indonesia	0.617	124	4,190	59.7	67.9
Lao PEOPLE'S DEMOCRATIC REPUBLIC	0.524	138	2,400	46.1	66.1
Malaysia	0.761	61	14,160	61.4	73.4
Myanmar	0.483	149	...	51.6	63.5
Philippines	0.644	112	3,960	58.9	67.8
Singapore	0.866	26	56,890	69.3	80.6
Thailand	0.682	103	8,150	60.2	73.6
Timor-Leste	0.495	147	5,210	...	60.8
Viet Nam	0.593	128	3,060	58.2	74.4

DISABILITY PREVALENCE



POLICY MATRIX

	CRPD SIGNATURE	CRPD RATIFICATION	ANTI-DISCRIMINATION LAW ON DISABILITY	COMPREHENSIVE DISABILITY LEGISLATION	DISABILITY POLICY	DISABILITY PLAN OF ACTION
Brunei Darussalam	✓	✗	✗	✗	✗	✗
Cambodia	✓	✗	✗	✓	✓	✓
Indonesia	✓	✓	✗	✗	✓	✓
Lao PEOPLE'S DEMOCRATIC REPUBLIC	✓	✓	✗	✗	✓	✓
Malaysia	✓	✓	✗	✓	✓	✓
Myanmar	✗	✓	✗	✗	✓	✓
Philippines	✓	✓	✗	✓	✗	✓
Singapore	✗	✗	✗	✗	✗	✓
Thailand	✓	✓	✗	✓	✗	✓
Timor-Leste	✗	✗	✗	✗	✓	✗
Viet Nam	✓	✗	✗	✓	✓	✓



YES



NO

...

NOT AVAILABLE

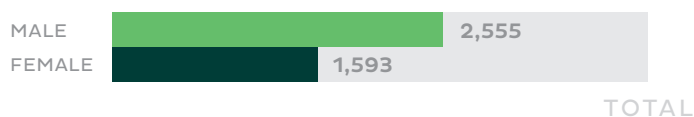
N.A.

NOT APPLICABLE, SINCE THESE COUNTRIES OR TERRITORIES ARE ESCAP ASSOCIATE MEMBERS.

Brunei Darussalam

PERSONS WITH DISABILITIES

4,148

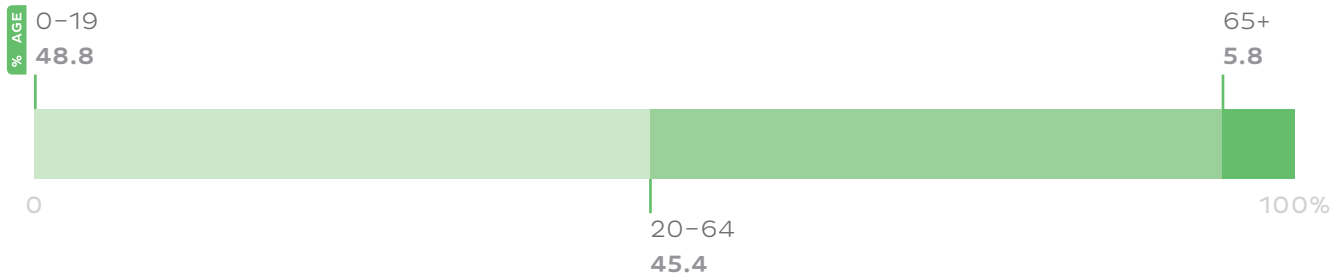


DISABILITY PREVALENCE (%)

1.1



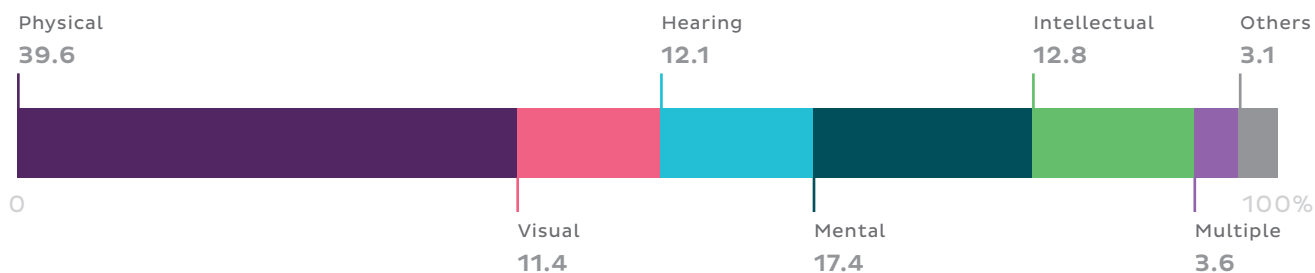
DISTRIBUTION OF DISABILITY BY AGE GROUP (%)



AGE-SPECIFIC PREVALENCE OF DISABILITY (%)



DISTRIBUTION BY TYPE OF DISABILITY (%)



GOVERNMENT'S ACTION ON UN CRPD

SIGNATURE	18 Dec. 2007	RATIFICATION	No
------------------	--------------	---------------------	----

DOMESTIC LAWS AND POLICIES ON DISABILITY

<ul style="list-style-type: none">■ Old Age and Disability Pensions Act■ Compulsory Education Order■ Employment Order■ Trafficking and Smuggling of Persons Order	Enactment in 1954, revision in 1984 Enactment in 2007 Enactment in 2009 Enactment in 2004
--	--

SUPPORT SCHEMES FOR PERSONS WITH DISABILITIES

DISABILITY BENEFIT—Eligibility for Provident Fund: persons aged 15 years old and above who are unable to work as the result of a physical or mental disability, the degree of which is assessed by the Medical Board.

DISABILITY PENSION—Eligibility: the insured person is considered unable to work as assessed by the Medical Board, who has resided in Brunei in the 10 years immediately before the disability began.

DEFINITION OF DISABILITY/PERSONS WITH DISABILITIES

Persons with disabilities are defined as those who have long-term physical, mental, intellectual or sensory impairments which, in interaction with various barriers, may hinder their full and effective participation in society on an equal basis with others.

METHOD OF MEASUREMENT	SOURCE
Face-to-face interview; enumeration; walk-in registration	Estimates are derived from the Population Census (2011), the early intervention medical report and the walk-in welfare & disability registration

WHAT ARE THE USUAL SOURCES OF DISABILITY DATA?

SOURCE	BY WHOM
Disability survey	Department of Economic Planning and Development
Administrative register	Department of Community Development; Ministry of Culture, Youth and Sports
Population census	Department of Economic Planning and Development

ANNUAL DISABILITY SPENDING

There is no specific budget allocated to disability. However, the Department of Community Development supports disability-related activities through financing its operational activities on disability including disability pension.

¹ Estimated by ESCAP.

GOVERNMENTAL FOCAL POINT ON DISABILITY MATTERS

Department of Community Development, Ministry of Culture, Youth & Sports.

WEBSITE
www.japem.com.bn

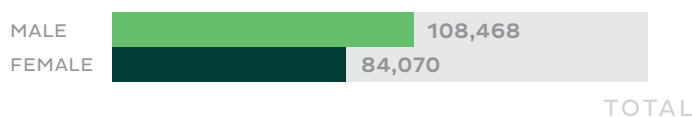
EMAIL
info@japem.com.bn

EMAIL
pusatbahagia@gmail.com

Cambodia

PERSONS WITH DISABILITIES

192,538

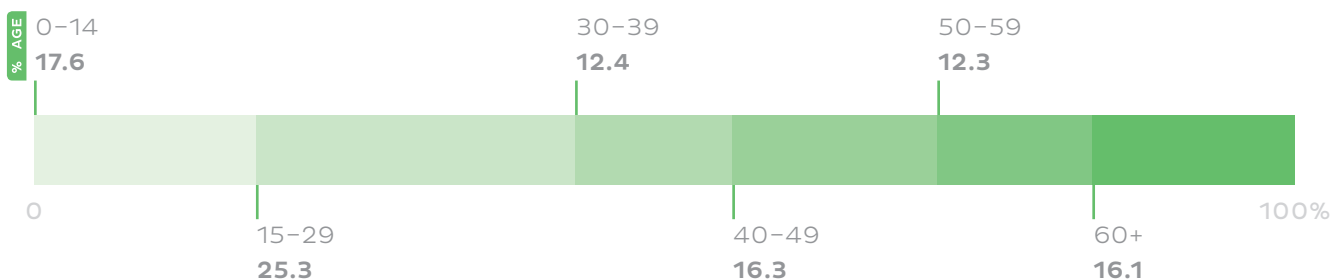


DISABILITY PREVALENCE (%)

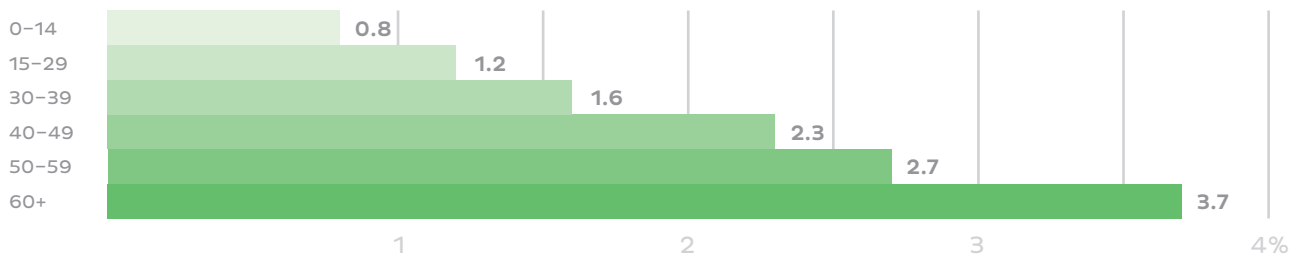
1.4



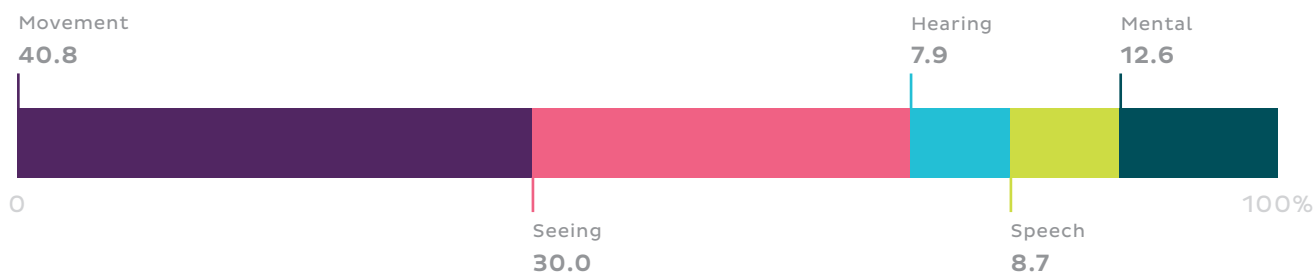
DISTRIBUTION OF DISABILITY BY AGE GROUP (%)



AGE-SPECIFIC PREVALENCE OF DISABILITY (%)



DISTRIBUTION BY TYPE OF DISABILITY¹ (%)



GOVERNMENT'S ACTION ON UN CRPD

SIGNATURE	1 Oct. 2007	RATIFICATION	No
------------------	-------------	---------------------	----

DOMESTIC LAWS AND POLICIES ON DISABILITY

<ul style="list-style-type: none">■ Law on the Protection and Promotion of the Rights of Persons with Disabilities■ Inter-ministerial Prakas on Classification of Persons with Disabilities■ Sub-Decree on Policy supporting the vulnerable people staying in Government centers■ Policy on Education for Children with Disabilities■ Prakas on the Establishment of Physical Rehabilitation Centers (provincial and municipality)■ Circular on Improving the Quality of Vocational Training for persons with disabilities■ National Plan of Action for persons with disabilities including landmine/ERW Survivors	<p>Adoption in 2009 Enactment in 2003 Enactment in 2006 Adoption in 2008 Enactment in 2008</p> <p>2008 2009–2011</p>
--	--

SUPPORT SCHEMES FOR PERSONS WITH DISABILITIES

By Governmental subdecree N° 137 dated June 27, 2011 on the Policy Support for Poor Disabled at Community, support for poor persons with disabilities is provided. Other support initiatives include Health Equity Fund; Early Childhood Care and Development; and Social Security Fund for Veterans.

DEFINITION OF DISABILITY/PERSONS WITH DISABILITIES

Persons with disabilities are defined as those who lack, lose, or damage any physical or mental functions, which result in disturbance to their daily life or activities, such as physical, visual, hearing, intellectual impairment, mental disorders and any other types of disabilities toward the insurmountable end of the scale.

METHOD OF MEASUREMENT	SOURCE
Enumeration	Population Census (2008)

WHAT ARE THE USUAL SOURCES OF DISABILITY DATA?

SOURCE	BY WHOM
Population Census	National Institute of Statistics
Socio-Economic Survey	National Institute of Statistics; Disability Action Council

ANNUAL DISABILITY SPENDING

KHR 6,675 million

GOVERNMENTAL FOCAL POINT ON DISABILITY MATTERS

Disability Action Council

WEBSITE
www.dac.org.kh


EMAIL
dac@dac.org.kh

Indonesia

PERSONS WITH DISABILITIES

3,063,000


MALE ...
FEMALE ...




DISABILITY PREVALENCE (%)

1.4


MALE ...
FEMALE ...



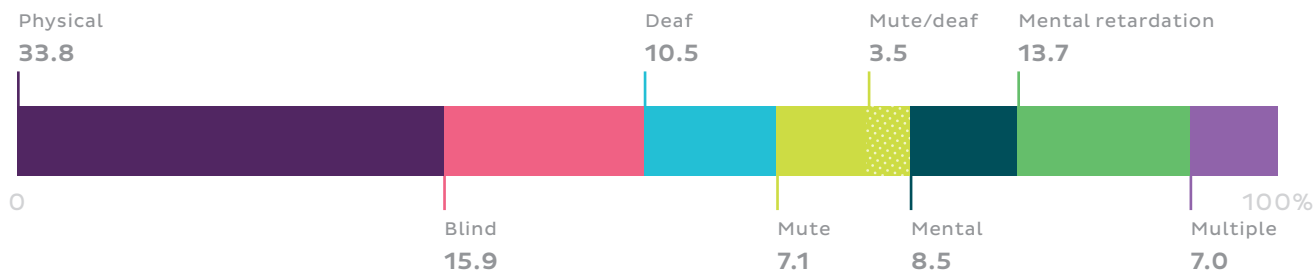
DISTRIBUTION OF DISABILITY BY AGE GROUP (%)



AGE-SPECIFIC PREVALENCE OF DISABILITY (%)



DISTRIBUTION BY TYPE OF DISABILITY¹ (%)



GOVERNMENT'S ACTION ON UN CRPD

SIGNATURE	30 Mar. 2007	RATIFICATION	30 Nov. 2011
------------------	--------------	---------------------	--------------

DOMESTIC LAWS AND POLICIES ON DISABILITY

- National Plans of Action on Persons with Disabilities, 2004–2013
 - Minister of Welfare Decree No. 07/KEP/MENKO/KESRA/III/2005 on Coordinating in the Implementation of National Plans of Action for People with Disabilities 2004–2013
 - Minister of Social Affairs Decree No. 96/HK/SE/2005 on Implementation of National Plans of Action for Persons with Disabilities 2004–2013
-

SUPPORT SCHEMES FOR PERSONS WITH DISABILITIES

DISABILITY BENEFIT—Eligibility: persons aged less than 55, with a total permanent incapacity for work as a result of a work injury. A medical doctor must certify the incapacity. The amount of the monthly benefit depends on the degree of disability.

DEFINITION OF DISABILITY/PERSONS WITH DISABILITIES

Persons with disabilities are defined as those who have physical or mental impairments which may create barriers to living appropriately.

METHOD OF MEASUREMENT

Face-to-face interview

SOURCE

National Socio-Economic Survey (Susenas, 2009)

WHAT ARE THE USUAL SOURCES OF DISABILITY DATA?

SOURCE

National Socio-Economic Survey (Susenas)

BY WHOM

Central Board of Statistics (BPS)

Population and Housing Census

BPS

Registers

Ministry of Social Affairs

ANNUAL DISABILITY SPENDING

...

GOVERNMENTAL FOCAL POINT ON DISABILITY MATTERS

Ministry of Social Affairs

WEBSITE

www.depsos.go.id

EMAIL

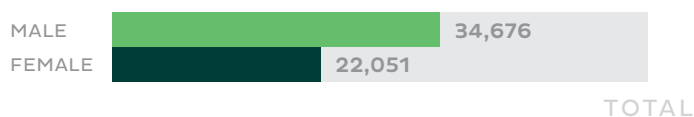
paca@depsos.go.id

Lao

PEOPLE'S DEMOCRATIC REPUBLIC

PERSONS WITH DISABILITIES

56,727

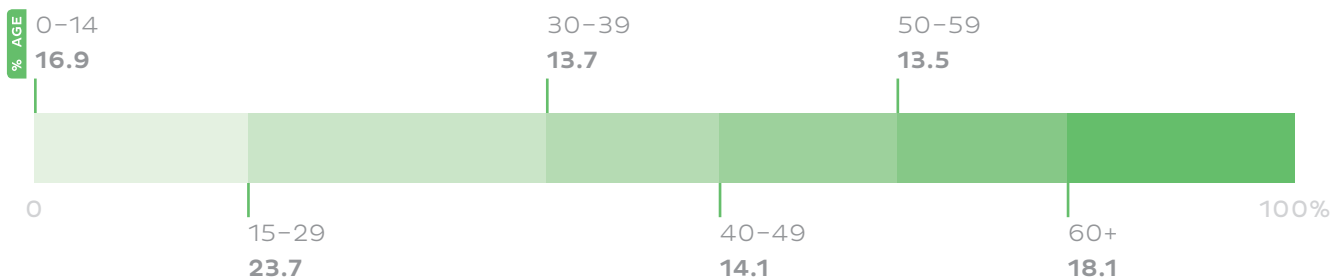


DISABILITY PREVALENCE (%)

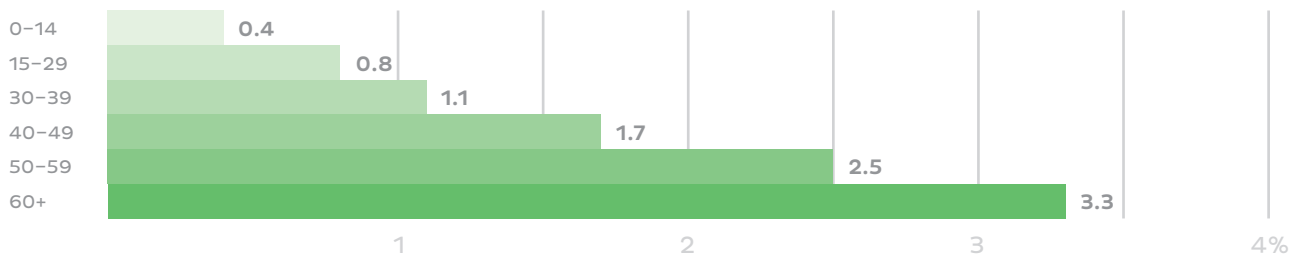
1.0



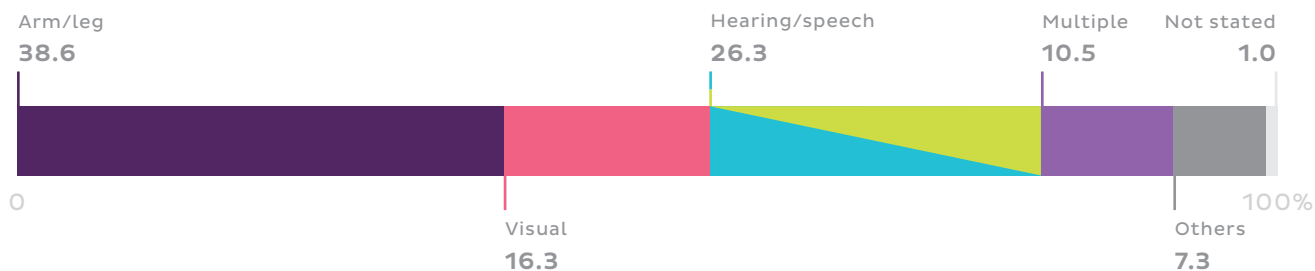
DISTRIBUTION OF DISABILITY BY AGE GROUP (%)



AGE-SPECIFIC PREVALENCE OF DISABILITY (%)



DISTRIBUTION BY TYPE OF DISABILITY (%)



GOVERNMENT'S ACTION ON UN CRPD

SIGNATURE	15 Jan. 2008	RATIFICATION	25 Sep. 2009
------------------	--------------	---------------------	--------------

DOMESTIC LAWS AND POLICIES ON DISABILITY

...

SUPPORT SCHEMES FOR PERSONS WITH DISABILITIES

...

DEFINITION OF DISABILITY/PERSONS WITH DISABILITIES

Individual types of disabilities (e.g., visual, hearing/speech, arm/leg, etc.) are defined.

METHOD OF MEASUREMENT

Enumeration

SOURCE

Population Census (2005)

WHAT ARE THE USUAL SOURCES OF DISABILITY DATA?

SOURCE

Population Census

Survey of Disabled Persons

BY WHOM

National Statistics Bureau

Ministry of Health

ANNUAL DISABILITY SPENDING

...

GOVERNMENTAL FOCAL POINT ON DISABILITY MATTERS

Ministry of Labor and Social Welfare/Division of Disability and Elderly

WEBSITE

...

EMAIL

bounneuang08@yahoo.com

Malaysia

PERSONS WITH DISABILITIES

359,203

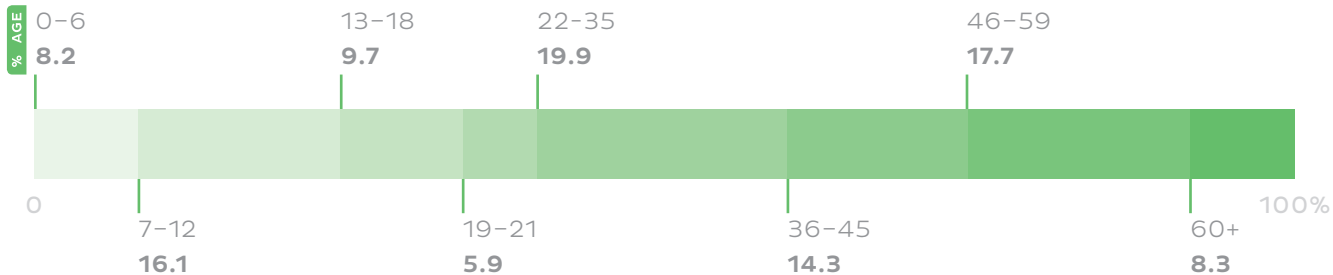
MALE ...
FEMALE ...

DISABILITY PREVALENCE¹ (%)


1.3

MALE ...
FEMALE ...

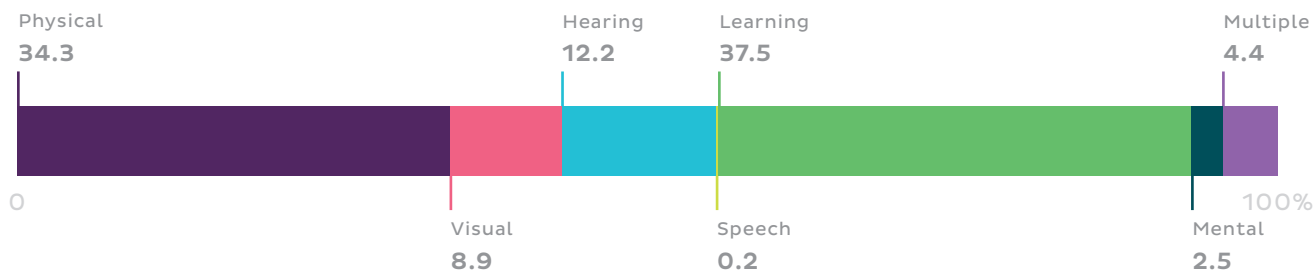
DISTRIBUTION OF DISABILITY BY AGE GROUP² (%)



AGE-SPECIFIC PREVALENCE OF DISABILITY (%)



DISTRIBUTION BY TYPE OF DISABILITY (%)



GOVERNMENT'S ACTION ON UN CRPD

SIGNATURE

8 Apr. 2008

RATIFICATION

19 Jul. 2010

DOMESTIC LAWS AND POLICIES ON DISABILITY

- Persons with Disabilities Act
- Persons with Disability Policy
- Persons with Disability Plan of Action

Adoption in 2008
Adoption in 2007
Adoption in 2007

NATIONAL POLICY FOR PERSONS WITH DISABILITIES

DISABILITY PENSION—Eligibility: persons with disabilities who have at least 24 months of contributions in the last 40 months. The degree of disability is assessed by the Medical Board.

DISABLED WORKER ALLOWANCE—An amount of MYR 300 is paid on a monthly basis to the workers with disabilities who earn below MYR 1,200.

There are various programmes of financially supporting children and students with disabilities attending schools, tax relief for tax payers who have children with disabilities, reduced public transport fares for persons with disabilities, provision of free assistive devices and free medical care at Governmental hospitals.

DEFINITION OF DISABILITY/PERSONS WITH DISABILITIES

Persons with disabilities are defined as those who have long-term physical, mental, intellectual or sensory impairments which in interaction with various barriers may hinder their full and effective participation in society.

METHOD OF MEASUREMENT

Medical examinations

SOURCE

Database of Department of Social Welfare (Dec. 2011)

WHAT ARE THE USUAL SOURCES OF DISABILITY DATA?

SOURCE

Registers

BY WHOM

Department of Social Welfare

National Health Morbidity Survey

Ministry of Health

Population Census

Department of Statistics

ANNUAL DISABILITY SPENDING

MYR 390 million

¹ Estimated by ESCAP.

² Based on the new cases registered in 2011.

GOVERNMENTAL FOCAL POINT ON DISABILITY MATTERS

Ministry of Women, Family and Community Development/Department of Social Welfare

WEBSITE

www.jkm.gov.my

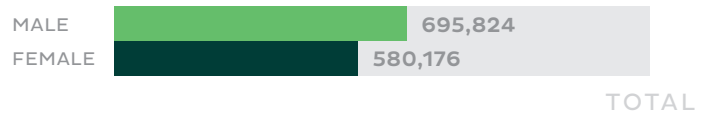
EMAIL

adnanab@jkm.gov.my

Myanmar


PERSONS WITH DISABILITIES

1,276,000



DISABILITY PREVALENCE (%)

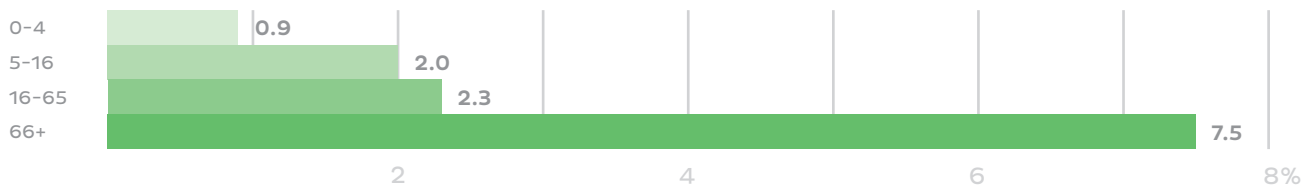
2.3



DISTRIBUTION OF DISABILITY BY AGE GROUP (%)



AGE-SPECIFIC PREVALENCE OF DISABILITY (%)



DISTRIBUTION BY TYPE OF DISABILITY (%)



GOVERNMENT'S ACTION ON UN CRPD

SIGNATURE	No	RATIFICATION	7 Dec. 2011
------------------	----	---------------------	-------------

DOMESTIC LAWS AND POLICIES ON DISABILITY

- Rehabilitation services for the Persons with Disabilities
- National Plan of Action, 2010–2012

	Approval 2010
--	---------------

SUPPORT SCHEMES FOR PERSONS WITH DISABILITIES

...

DEFINITION OF DISABILITY/PERSONS WITH DISABILITIES

Current definition is being revised under the new legislation.

METHOD OF MEASUREMENT	SOURCE
Face-to-face interview	National Disability Survey (2010)

WHAT ARE THE USUAL SOURCES OF DISABILITY DATA?

SOURCE	BY WHOM
National Disability Survey	Leprosy Mission International (TLMI)

ANNUAL DISABILITY SPENDING

...

GOVERNMENTAL FOCAL POINT ON DISABILITY MATTERS

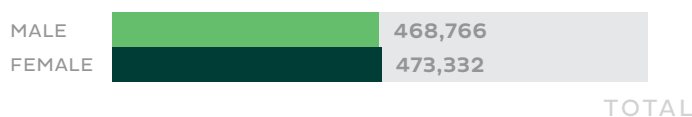
Ministry of Social Welfare, Relief and Resettlement/Department of Social Welfare

WEBSITE	EMAIL
...	social-wel-myan@mptmail.net.mm

Philippines

PERSONS WITH DISABILITIES

942,098

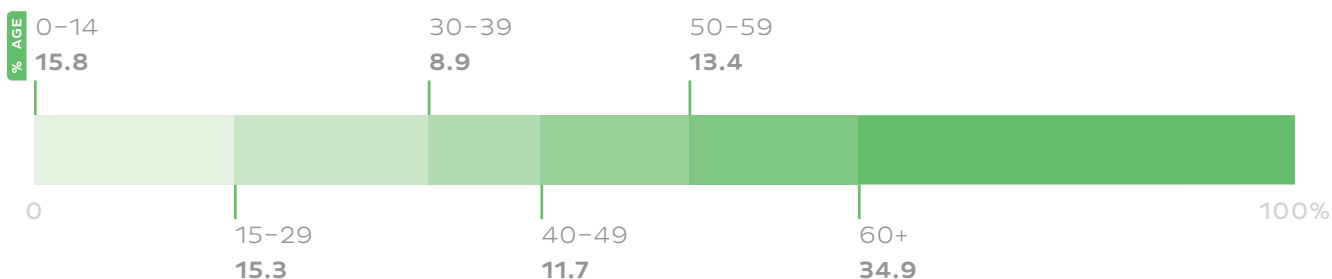


DISABILITY PREVALENCE (%)

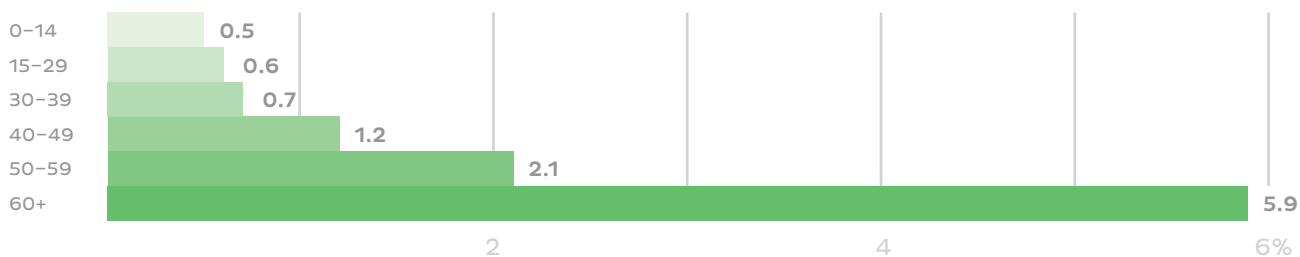
1.2



DISTRIBUTION OF DISABILITY BY AGE GROUP (%)



AGE-SPECIFIC PREVALENCE OF DISABILITY (%)



DISTRIBUTION BY TYPE OF DISABILITY¹ (%)



GOVERNMENT'S ACTION ON UN CRPD

SIGNATURE

25 Sep. 2007

RATIFICATION

15 Apr. 2008

DOMESTIC LAWS AND POLICIES ON DISABILITY²

- 1987 Philippine Constitution (Article XIII, Section 11)
 - Magna Carta for Persons with Disabilities R. A. 7277 (Amendment through R.A.9442)
 - Act Establishing Mechanism for the Implementation of Programs and Services for Persons with Disabilities in Every Province, City and Municipality (R.A. 10070)
 - Act to Enhance Mobility of Persons with Disabilities (Batas Pambansa 344)
 - Social Reform Act
 - Children-Magna Carta for Women
 - Plan of Action for the Decade of Persons with Disabilities, 2003-2012
-

SUPPORT SCHEMES FOR PERSONS WITH DISABILITIES

Government Appropriation Act (GAA) provides 1 per cent allocation of total agency budget for programmes on disability.

DEFINITION OF DISABILITY/PERSONS WITH DISABILITIES

Persons with disabilities are defined as those suffering from restrictions or different abilities, as a result of a mental, physical or sensory impairment, to perform an activity in the manner or within the range considered normal for a human being.

METHOD OF MEASUREMENT

Enumeration

SOURCE

Population Census (2000)

WHAT ARE THE USUAL SOURCES OF DISABILITY DATA?

SOURCE

Population Census

BY WHOM

National Statistics Office

Registers

Department of Health

National Household Mapping Survey

Department of Social Welfare and Development

ANNUAL DISABILITY SPENDING³ (2012)

PHP 29.8 million

- ¹ *Physical* means loss of one or both arms/hands, loss of one or both legs/feet and quadriplegic: *visual* means total and partial blindness and low vision: *Hearing* means total and partial deafness and hard of hearing: and *Speech* means oral defect.
- ² A more comprehensive list of laws can be accessed from the NCDA website at <http://www.ncda.gov.ph/disability-laws/>
- ³ Budget of the National Council on Disability Affairs. Government spending for persons with disabilities programmes, projects, and services coursed through other agencies are not included.

GOVERNMENTAL FOCAL POINT ON DISABILITY MATTERS

National Council on Disability Affairs/Department of Social Welfare and Development

WEBSITE

www.ncda.gov.ph


EMAIL

council@ncda.gov.ph

Singapore


PERSONS WITH DISABILITIES

100,000



DISABILITY PREVALENCE¹ (%)

3.0




DISTRIBUTION OF DISABILITY BY AGE GROUP (%)



AGE-SPECIFIC PREVALENCE OF DISABILITY (%)



DISTRIBUTION BY TYPE OF DISABILITY (%)



GOVERNMENT'S ACTION ON UN CRPD

SIGNATURE

No

RATIFICATION

No

DOMESTIC LAWS AND POLICIES ON DISABILITY

- Mental Capacity Act
- Code on Accessibility in the Built Environment
- Enabling Masterplan, 2012–2016

Enactment in 2008
Enactment in 2007

SUPPORT SCHEMES FOR PERSONS WITH DISABILITIES

EARLY INTERVENTION PROGRAMMES FOR INFANTS AND CHILDREN—Provides therapy and educational support services to children with special needs. Eligibility: children aged 6 years and below, who have been diagnosed with developmental, intellectual, sensory or physical disabilities by a medical doctor or psychologist.

OPEN DOOR FUND—Launched in May 2007, the Fund provides a comprehensive package of incentives to support companies' initiatives to implement job redesign, workplace modification, integration and apprenticeship programmes for persons with disabilities. **SPECIAL NEEDS SAVINGS SCHEME (SNSS)**—Allows parents to set aside a portion of their Central Provident Fund (CPF) savings for the long-term care of their Children with Special Needs.

DEFINITION OF DISABILITY/PERSONS WITH DISABILITIES

Persons with disabilities are defined as those whose prospects of securing and retaining places and advancing in education and training institutions, employment and recreation as equal members of the community are substantially reduced as a result of physical, sensory, intellectual and developmental impairments.

METHOD OF MEASUREMENT

Based on incidence rate and service utilization

SOURCE

Enabling Masterplan Report 2012–2016

WHAT ARE THE USUAL SOURCES OF DISABILITY DATA?

SOURCE

Registers of disability services

BY WHOM

National Council of Social Service; Ministry of Community Development, Youth and Sports

ANNUAL DISABILITY SPENDING

SGD 200 million

- ¹ Prevalence is estimated by using the resident population as denominator. The resident population comprises Singapore citizens and permanent residents. According to the Department of Statistics Singapore, there were around 3.5 million residents while the total population (residents and non-residents) was estimated at 5.1 million in 2010.

GOVERNMENTAL FOCAL POINT ON DISABILITY MATTERS

Ministry of Community Development, Youth and Sports/Disability Policy Branch

WEBSITE

www.mcys.gov.sg

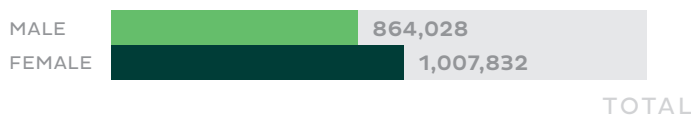
EMAIL

mcys_email@mcys.gov.sg

Thailand

PERSONS WITH DISABILITIES

1,871,860

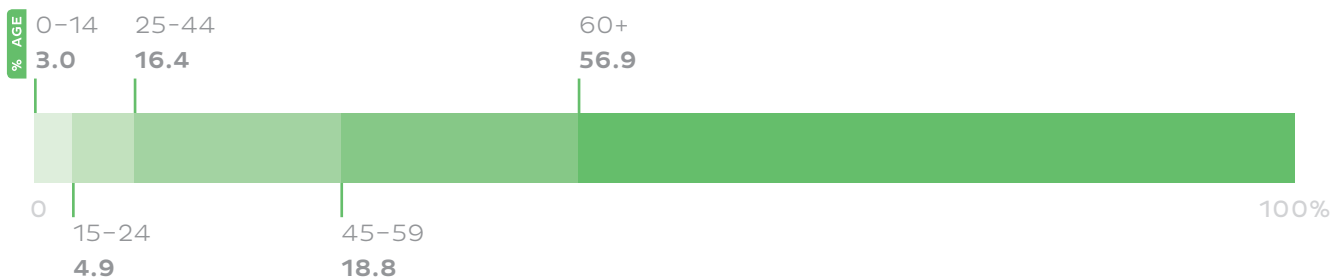


DISABILITY PREVALENCE (%)

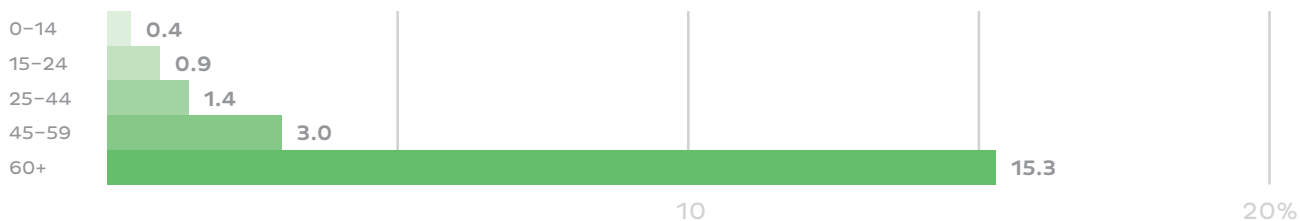
2.9



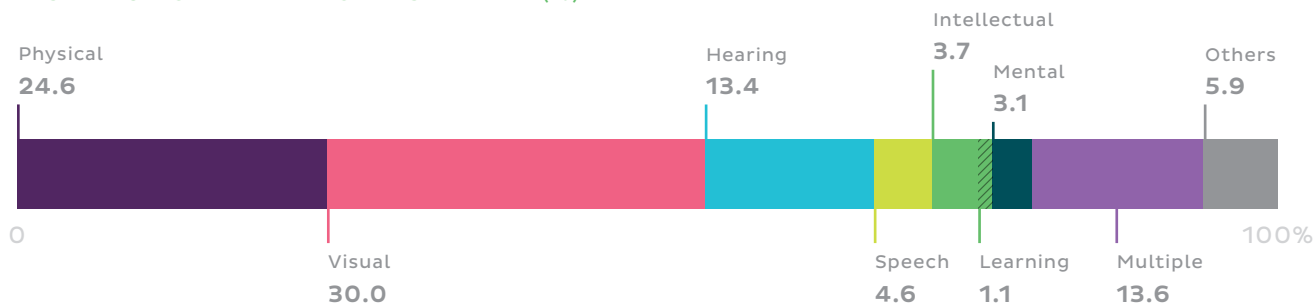
DISTRIBUTION OF DISABILITY BY AGE GROUP (%)



AGE-SPECIFIC PREVALENCE OF DISABILITY (%)



DISTRIBUTION BY TYPE OF DISABILITY¹ (%)



GOVERNMENT'S ACTION ON UN CRPD

SIGNATURE

30 Mar. 2007

RATIFICATION

29 Jul. 2008

DOMESTIC LAWS AND POLICIES ON DISABILITY

- Persons with Disabilities Empowerment Act
- National Education Act
- Fourth National Plan on the Empowerment of Persons with Disabilities, 2012–2016

Adoption in 2007
Enactment in 2010

SUPPORT SCHEMES FOR PERSONS WITH DISABILITIES

LOAN FOR VOCATIONAL EMPOWERMENT OF

PERSONS WITH DISABILITIES—Persons with disabilities who have reached 18 years of age can apply for loans to establish small businesses or for business expansion in an amount that does not exceed THB 40,000/individual applicant and THB 1,000,000/group applicant. Loans are interest free for the first 5 years.

- Accommodation for persons with disabilities
- Discounted fares for utilizing public transportation
- Disability Allowance
- Subvention for families of persons with disabilities
- Medical/education/vocational services
- Legal assistance services—sign language interpreter personal assistance services

DEFINITION OF DISABILITY/PERSONS WITH DISABILITIES

Persons with disabilities are defined as those who have limitations to perform their daily activities or to fully participate in society due to visual, hearing, mobility, communication, mental, emotional, behavioural, intellectual, learning and/or other impairments, resulting in different types of barriers, and have special needs in order to perform their daily activities or to fully participate in society according to the types and criteria of disabilities prescribed by the Minister of Social Development and Human Security.

METHOD OF MEASUREMENT

Self-assessment

SOURCE

2007 Disability Survey

WHAT ARE THE USUAL SOURCES OF DISABILITY DATA?

SOURCE

Population Census

BY WHOM

National Statistical Office

Disability Survey

National Statistical Office

Registers

Database of National Office for Empowerment of Persons with Disabilities

ANNUAL DISABILITY SPENDING² (2012)

THB 198 million

- ¹ *Physical* means amputation, part of arm, leg, finger and toe, loss of hand, disability of limbs, limbs deformity, spine, spasticity and tremor, clubfooted and deficiency foot, paralysis and paresis; *Visual* means total and partial blindness and low vision in one or both eyes; *Hearing* means total and partial deafness and hard of hearing in one or both ears; *Speech* means mute, speech impairment, cannot communicate with verbal language, cannot communicate because of intellectual disabilities including severe intellectual disabilities; *Intellectual* means autism and other intellectual disabilities; *Mental* means psychosis; and others means cerebral palsy, cleft lip or palate, hydrocephalus etc.
- ² Budget of the National Office for Empowerment of Persons with Disabilities.

GOVERNMENTAL FOCAL POINT ON DISABILITY MATTERS

Ministry of Social Development and Human Security/National Office for Empowerment of Persons with Disabilities

WEBSITE

www.nep.go.th

WEBSITE

www.en.nep.go.th

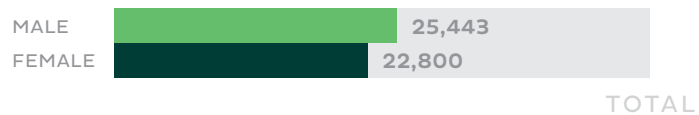
EMAIL

disabilities@nep.go.th

Timor-Leste

PERSONS WITH DISABILITIES

48,243

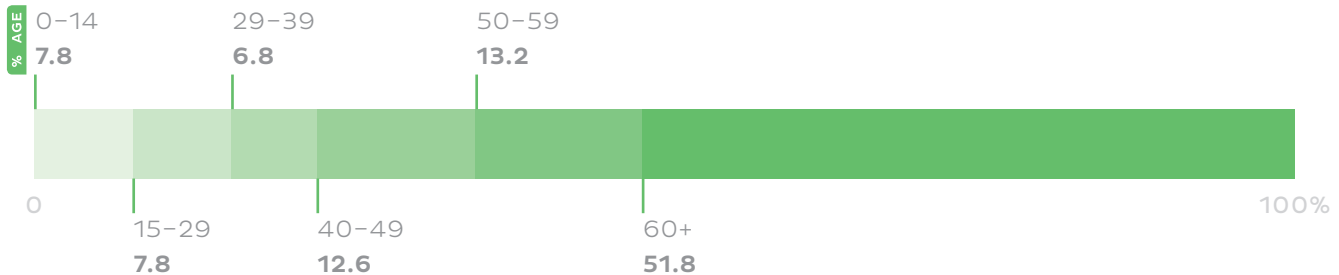


DISABILITY PREVALENCE (%)

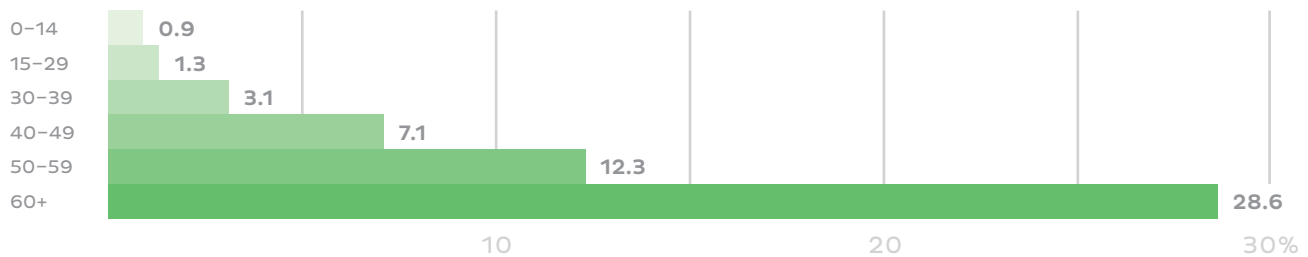
4.6



DISTRIBUTION OF DISABILITY BY AGE GROUP (%)



AGE-SPECIFIC PREVALENCE OF DISABILITY (%)



DISTRIBUTION BY TYPE OF DISABILITY¹ (%)



GOVERNMENT'S ACTION ON UN CRPD

SIGNATURE	No	RATIFICATION	No
------------------	----	---------------------	----

DOMESTIC LAWS AND POLICIES ON DISABILITY

- National Disability Policy for Timor-Leste:
Steps towards a Disability-Inclusive Society of Timor-Leste
- General Implementation of the National Disability Policy
- National Strategy of Community-based Rehabilitation

Adoption 2012

Adoption 2012
Approval 2010

SUPPORT SCHEMES FOR PERSONS WITH DISABILITIES

SUBSIDY FOR ELDERLY AND PERSONS WITH DISABILITIES—Eligibility: one must be 18 years old or above, totally impaired and unable to do any work.

DEFINITION OF DISABILITY/PERSONS WITH DISABILITIES

Disability is defined as a physical, sensory, mental or other impairment, including a visual, hearing or physical disability, which has a substantial long-term adverse effect on a person's ability to carry out usual day-to-day activities; including caring for oneself, performing manual tasks, walking, seeing; hearing; speaking, breathing, learning, or working and interacting with other persons.

METHOD OF MEASUREMENT	SOURCE
Enumeration	Population Census (2010)

WHAT ARE THE USUAL SOURCES OF DISABILITY DATA?

SOURCE	BY WHOM
Population Census	National Statistics Directorate

ANNUAL DISABILITY SPENDING

...

¹ Persons with more than one type of disability are counted in each of the corresponding categories. Hence, the total number of persons with disabilities is much smaller than the aggregate of the number of persons by individual type of disability, and the sum of the proportion of various types exceeds 100.

GOVERNMENTAL FOCAL POINT ON DISABILITY MATTERS

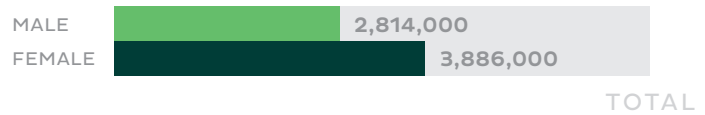
Ministry of Social Solidarity/National Director of Social Assistance

WEBSITE	EMAIL	EMAIL
www.mss.gov.tl	leong_freitas@yahoo.com	matdefidos@gmail.com

Viet Nam

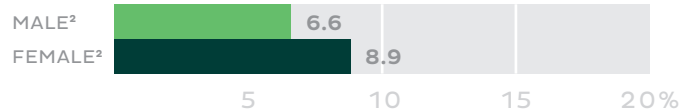
PERSONS WITH DISABILITIES¹

6,700,000

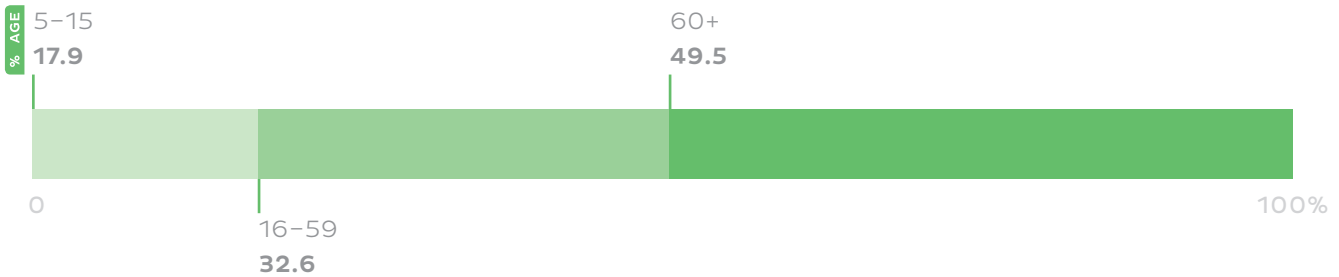


DISABILITY PREVALENCE¹ (%)

7.8



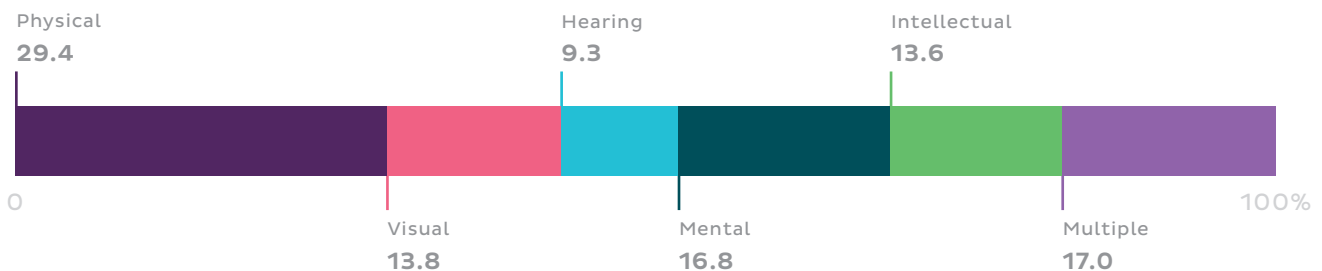
DISTRIBUTION OF DISABILITY BY AGE GROUP¹ (%)



AGE-SPECIFIC PREVALENCE OF DISABILITY¹ (%)



DISTRIBUTION BY TYPE OF DISABILITY¹ (%)



GOVERNMENT'S ACTION ON UN CRPD

SIGNATURE

22 Oct. 2007

RATIFICATION

No

DOMESTIC LAWS AND POLICIES ON DISABILITY

- Disability Law 51/2010/QH12
- Directive No. 01/2006/CT-TTg by Prime Minister on promoting the implementation of policies to assist persons with disabilities
- Scheme to Assist Persons with Disabilities, 2006–2010

Adoption in 2010

Approval in 2006
Decision No. 239/2006/QD-TTg,
approval in 2006

SUPPORT SCHEMES FOR PERSONS WITH DISABILITIES

SOCIAL SECURITY PROGRAMME—In 2006–2010, 467,965 persons with disabilities benefited from the Social Security Programme, of which 395,000 people received allowances in their communities in accordance with Decree 67, 15,000 persons with disabilities living in institutions received allowances under Decree 67, 49,030 received social insurance allowances and 229,981 received other monthly allowances.

DEFINITION OF DISABILITY/PERSONS WITH DISABILITIES

Persons with disabilities are defined as those who have impairment of one or more parts of their body, or functional impairment, which are shown in different forms of disability, and may cause difficulties in work, daily life and learning.

METHOD OF MEASUREMENT

Face-to-face interview

SOURCE

Population Census¹ (2009)

WHAT ARE THE USUAL SOURCES OF DISABILITY DATA?

SOURCE

Population Census

BY WHOM

General Statistics Office

Household Living Standards Survey

General Statistics Office

Registers

Ministry of Labour, Invalids and Social Affairs

ANNUAL DISABILITY SPENDING (est. 2011)

VND 1,000 billion

¹ Excludes the persons aged 0–4 living with disabilities.

² Estimated by ESCAP.

GOVERNMENTAL FOCAL POINT ON DISABILITY MATTERS

Office of National Coordinating Council on Disabilities of Vietnam (NCCD Office)

WEBSITE

...

EMAIL

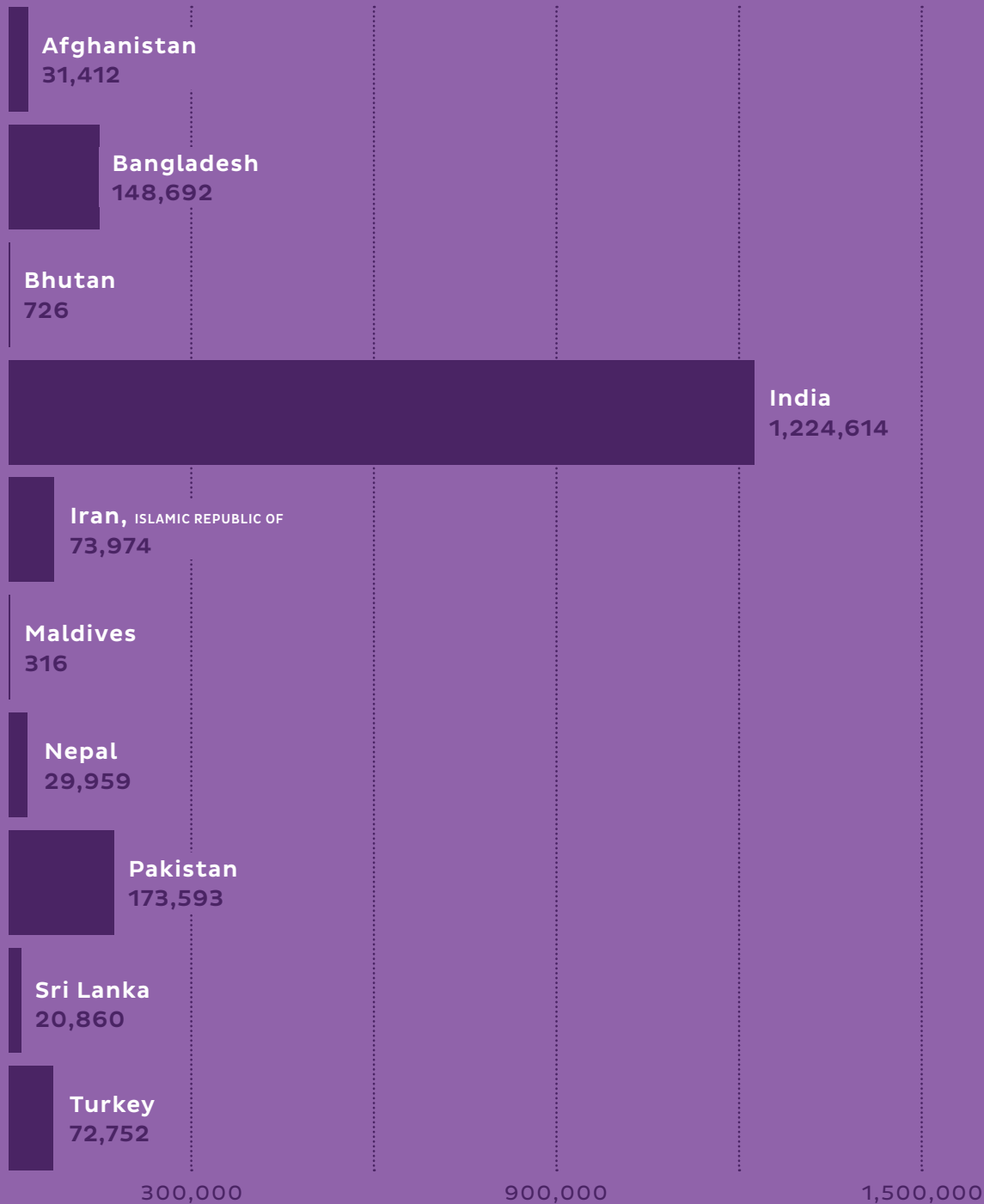
hoxuanlai@yahoo.com.vn

EMAIL

vuthuhien_nccd@yahoo.com

South & South-West Asia

TOTAL POPULATION IN 2010 (000s)



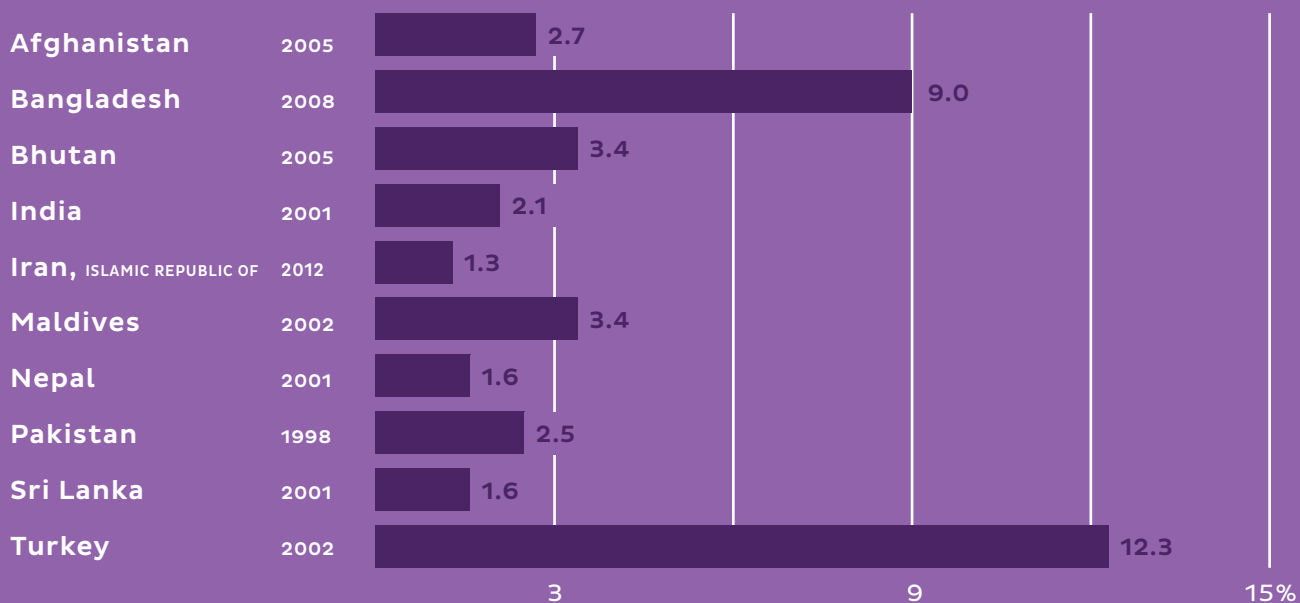
DEMOGRAPHIC INDICATORS

	AGE COMPOSITION (%)						MEDIAN AGE	
	IN 2010			IN 2050			IN 2010	IN 2050
	<15	15-64	65+	<15	15-64	65+		
Afghanistan	46.4	51.3	2.2	30.6	65.3	4.1	16.6	25.3
Bangladesh	31.3	64.1	4.6	15.8	68.3	15.9	24.2	41.3
Bhutan	29.4	65.8	4.8	15.6	67.6	16.9	24.6	41.6
India	30.6	64.5	4.9	19.0	67.6	13.5	25.1	37.2
Iran, ISLAMIC REPUBLIC OF	22.9	71.8	5.2	13.8	62.7	23.5	27.1	47.2
Maldives	26.6	68.2	5.2	12.8	65.5	21.8	24.6	48.3
Nepal	36.2	59.6	4.2	19.1	69.3	11.6	21.4	36.6
Pakistan	35.4	60.3	4.3	20.6	68.9	10.4	21.7	34.7
Sri Lanka	24.9	67.0	8.2	17.5	60.9	21.6	30.7	41.5
Turkey	26.4	67.7	6.0	16.1	64.3	19.6	28.3	42.3

SOCIOECONOMIC INDICATORS

	HUMAN DEVELOPMENT INDEX		PPP-ADJUSTED PER CAPITA GNI (USD)	LIFE EXPECTANCY AT BIRTH (YEARS)	DISABILITY-ADJUSTED LIFE EXPECTANCY AT BIRTH (YEARS)
	VALUES	RANK			
	2011	2011	2010	2005-2010	1999
Afghanistan	0.398	172	910	37.7	47.3
Bangladesh	0.5	146	1,810	49.9	67.8
Bhutan	0.522	141	4,970	...	65.8
India	0.547	134	3,340	53.2	64.2
Iran, ISLAMIC REPUBLIC OF	0.707	88	...	60.5	72.1
Maldives	0.661	109	7,840	53.9	75.5
Nepal	0.458	157	1,210	49.5	67.4
Pakistan	0.504	145	2,780	55.9	64.6
Sri Lanka	0.691	97	5,040	62.8	74.2
Turkey	0.699	92	15,460	62.9	73.0

DISABILITY PREVALENCE



POLICY MATRIX

	CRPD SIGNATURE	CRPD RATIFICATION	ANTI-DISCRIMINATION LAW ON DISABILITY	COMPREHENSIVE DISABILITY LEGISLATION	DISABILITY POLICY	DISABILITY PLAN OF ACTION
Afghanistan	X	X	X	✓	X	✓
Bangladesh	✓	✓	X	✓	✓	✓
Bhutan	✓	X	X	X	X	X
India	✓	✓	✓	✓	✓	✓
Iran, ISLAMIC REPUBLIC OF	X	✓	X	✓	✓	X
Maldives	✓	✓	X	✓	X	✓
Nepal	✓	✓	X	✓	✓	✓
Pakistan	✓	✓	X	X	✓	✓
Sri Lanka	✓	X	X	✓	✓	✓
Turkey	✓	✓	X	✓	✓	✓



YES



NO

... NOT AVAILABLE

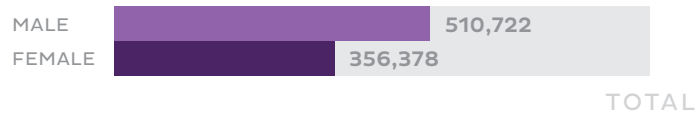
N.A.

NOT APPLICABLE, SINCE THESE COUNTRIES OR TERRITORIES ARE ESCAP ASSOCIATE MEMBERS.

Afghanistan

PERSONS WITH DISABILITIES

867,100

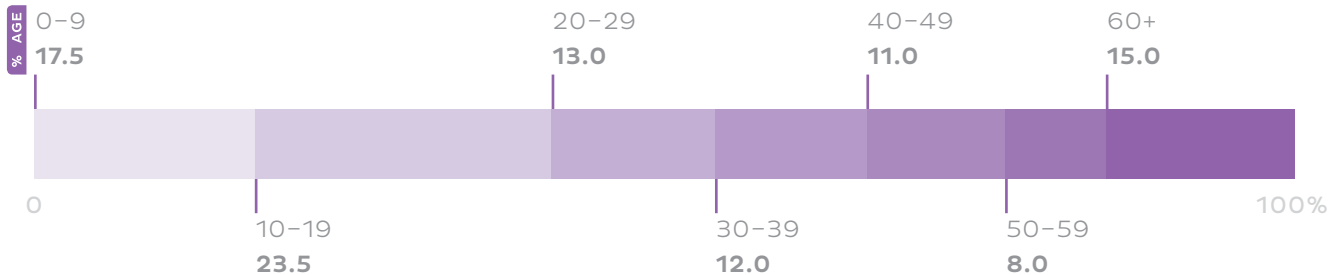


DISABILITY PREVALENCE (%)

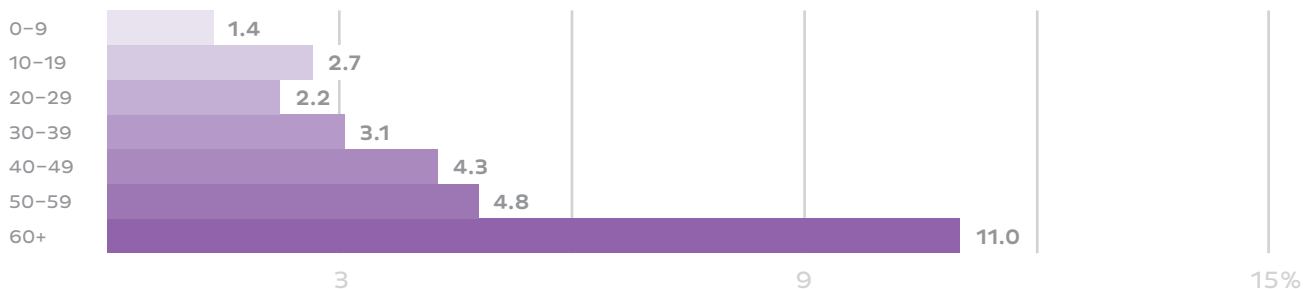
2.7



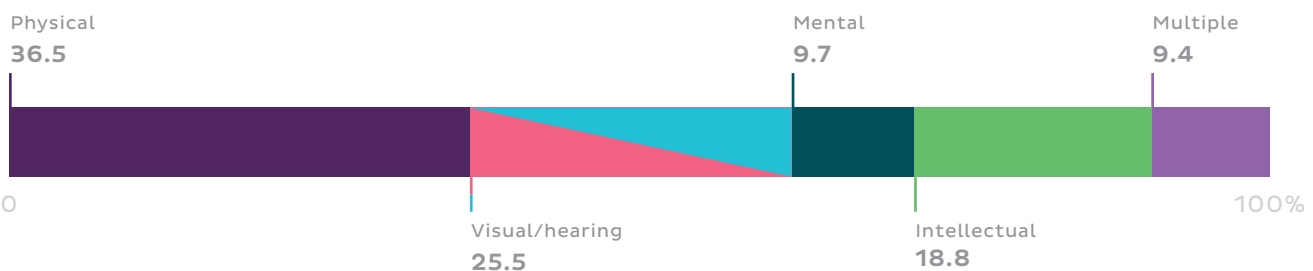
DISTRIBUTION OF DISABILITY BY AGE GROUP (%)



AGE-SPECIFIC PREVALENCE OF DISABILITY¹ (%)



DISTRIBUTION BY TYPE OF DISABILITY (%)



GOVERNMENT'S ACTION ON UN CRPD

SIGNATURE	No	RATIFICATION	No
------------------	----	---------------------	----

DOMESTIC LAWS AND POLICIES ON DISABILITY

- Law on the Rights and Benefits of Disabled Persons
- Law on the Elimination of Violence Against Women
- Physical Rehabilitation Strategy
- Afghanistan National Disability Action Plan

Adoption in 2008

SUPPORT SCHEMES FOR PERSONS WITH DISABILITIES

FINANCIAL SUPPORT including pension, compensation and assistance is provided only to persons with war-related disabilities on a monthly basis. The amount varies according to the degree of disability, but the services are available for all persons with disabilities.

DEFINITION OF DISABILITY/PERSONS WITH DISABILITIES

Disability is defined as the condition resulting from the interaction between an individual impairment in functioning and the community and social resources, beliefs and practices that enable or prevent a person from participating in all spheres of social life and taking decisions that are relevant to his/her own future.

METHOD OF MEASUREMENT	SOURCE
Face-to-face interview	National Disability Survey (2005)

WHAT ARE THE USUAL SOURCES OF DISABILITY DATA?

SOURCE	BY WHOM
Registers	Ministry of Labor, Social Affairs, Martyrs and Disabled (MoLSAMD)
National Disability Survey	Handicap International: MoLSAMD

ANNUAL DISABILITY SPENDING²

USD 34.8 million

¹ Estimated by ESCAP.

² Government spending to support the persons with war-related disabilities.

GOVERNMENTAL FOCAL POINT ON DISABILITY MATTERS

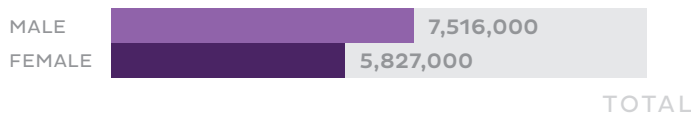
Ministry of Labor, Social Affairs, Martyrs and Disabled

WEBSITE	EMAIL	EMAIL
www.molsamd.gov.af/en	suraya_paikan@gmail.com	sadiqmohibi@gmail.com

Bangladesh

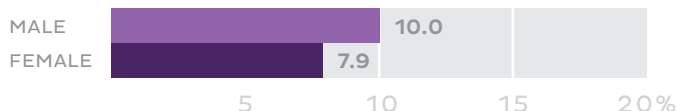
PERSONS WITH DISABILITIES¹

13,323,000



DISABILITY PREVALENCE (%)

9.0



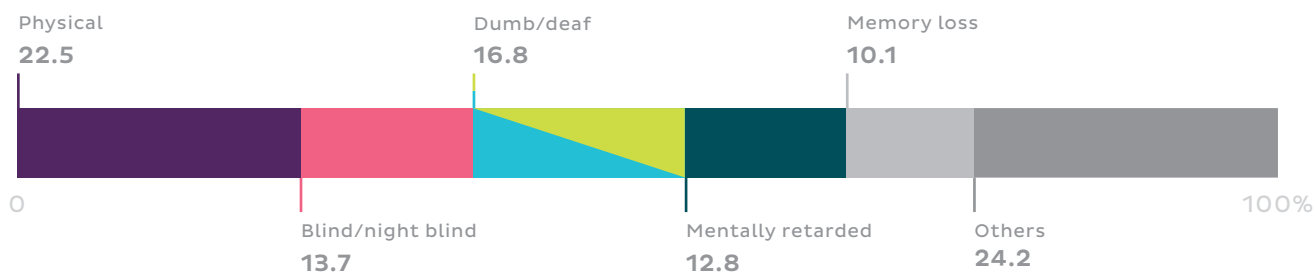
DISTRIBUTION OF DISABILITY BY AGE GROUP¹ (%)



AGE-SPECIFIC PREVALENCE OF DISABILITY (%)



DISTRIBUTION BY TYPE OF DISABILITY (%)



GOVERNMENT'S ACTION ON UN CRPD

SIGNATURE

9 May 2007

RATIFICATION

30 Nov. 2007

DOMESTIC LAWS AND POLICIES ON DISABILITY

- Disability Welfare Act
- National Policy on Disability
- National Action Plan on Disability

Adoption in 2001
Adoption in 1995
Approved in 2006

SUPPORT SCHEMES FOR PERSONS WITH DISABILITIES

ALLOWANCES PROGRAMME FOR THE INSOLVENT PERSONS WITH DISABILITIES—Monthly cash transfer of BDT 300 per person.

DEFINITION OF DISABILITY/PERSONS WITH DISABILITIES

Persons with disabilities are defined as those who are physically crippled either congenitally or as result of disease or being a victim of an accident, or due to improper or maltreatment or for any other reasons became physically incapacitated or mentally imbalanced, and as a result of such crippledness or mental impairedness, have become incapacitated, either partially or fully; and are unable to lead a normal life.

METHOD OF MEASUREMENT

...

SOURCE

Sample Vital Registration System (2008)

WHAT ARE THE USUAL SOURCES OF DISABILITY DATA?

SOURCE

Population Census

BY WHOM

Bangladesh Bureau of Statistics

Sample Vital Registration System

Bangladesh Bureau of Statistics

ANNUAL DISABILITY SPENDING

...

¹ Estimated by ESCAP.

GOVERNMENTAL FOCAL POINT ON DISABILITY MATTERS

Department of Social Services

WEBSITE

www.dss.gov.bd

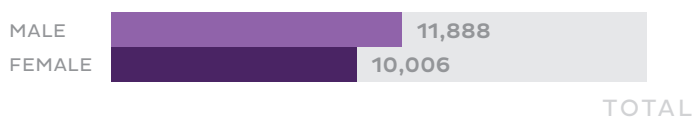
EMAIL

moshiur_rahman_bd@yahoo.com

Bhutan

PERSONS WITH DISABILITIES

21,894

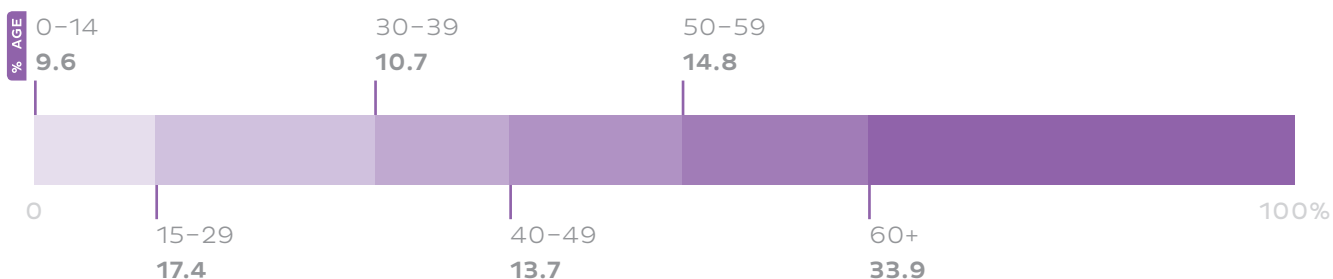


DISABILITY PREVALENCE (%)

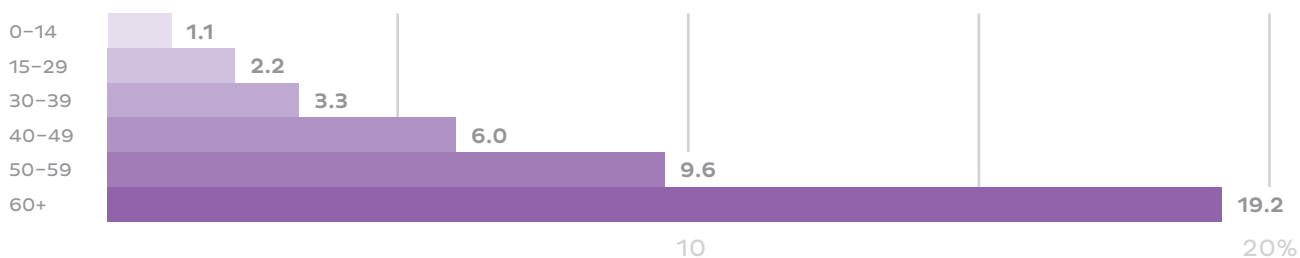
3.4



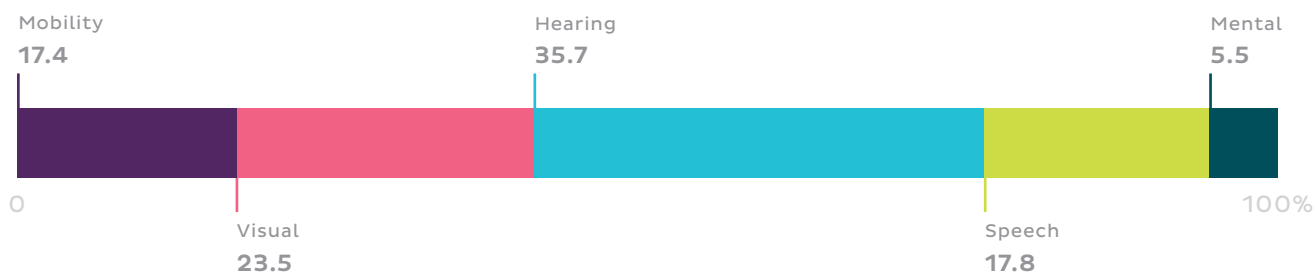
DISTRIBUTION OF DISABILITY BY AGE GROUP (%)



AGE-SPECIFIC PREVALENCE OF DISABILITY (%)



DISTRIBUTION BY TYPE OF DISABILITY (%)



GOVERNMENT'S ACTION ON UN CRPD

SIGNATURE	21 Sep. 2010	RATIFICATION	No
------------------	--------------	---------------------	----

DOMESTIC LAWS AND POLICIES ON DISABILITY

...

SUPPORT SCHEMES FOR PERSONS WITH DISABILITIES

...

DEFINITION OF DISABILITY/PERSONS WITH DISABILITIES

Disability is defined as the conditions that limit persons' capacity to perform normal functions.

METHOD OF MEASUREMENT	SOURCE
Enumeration	Population Census (2005)

WHAT ARE THE USUAL SOURCES OF DISABILITY DATA?

SOURCE	BY WHOM
Population Census	National Statistical Bureau
Bhutan Health Information system	Ministry of Health

ANNUAL DISABILITY SPENDING

...

GOVERNMENTAL FOCAL POINT ON DISABILITY MATTERS

Ministry of Health/Department of Public Health

WEBSITE
www.health.gov.bt

EMAIL
dr.ugendophu@health.gov.bt

India

PERSONS WITH DISABILITIES

21,906,769



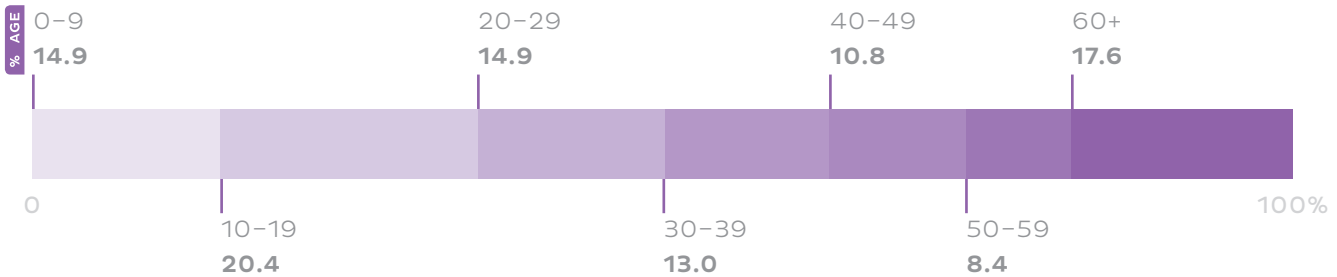
TOTAL

DISABILITY PREVALENCE (%)

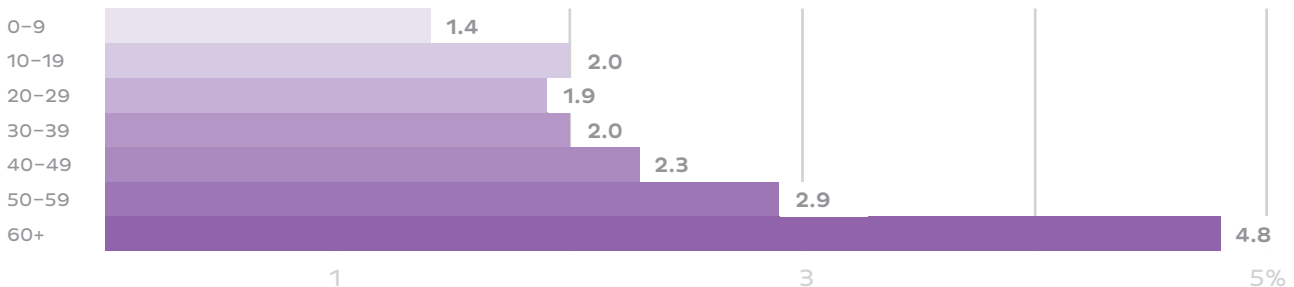
2.1



DISTRIBUTION OF DISABILITY BY AGE GROUP (%)



AGE-SPECIFIC PREVALENCE OF DISABILITY (%)



DISTRIBUTION BY TYPE OF DISABILITY (%)



GOVERNMENT'S ACTION ON UN CRPD

SIGNATURE	30 Mar. 2007	RATIFICATION	1 Oct. 2007
------------------	--------------	---------------------	-------------

DOMESTIC LAWS AND POLICIES ON DISABILITY

■ Mental Health Act	Enactment in 1987
■ Rehabilitation Council of India Act	1992
■ Persons with Disabilities (Equal Opportunities, Protection of Rights & Full Participation) Act	1995
■ National Trust for the Welfare of Persons with Autism, Cerebral Palsy, Mental Retardation and Multiple Disabilities Act	1999
■ National Policy for Persons with Disabilities	2006
■ Eleventh 5-year Action Plan, 2007–2012	

SUPPORT SCHEMES FOR PERSONS WITH DISABILITIES

DISABILITY PENSION—Eligibility: as per Indira Gandhi National Disability Pension Scheme (IGNPDS), persons living below the poverty line, aged 18–59, with severe (more than 80 per cent) or multiple disability.

DEFINITION OF DISABILITY/PERSONS WITH DISABILITIES

The 2001 Census of India defined five types of disabilities: (i) seeing, (ii) speech, (iii) hearing, (iv) movement, and (v) mental.

METHOD OF MEASUREMENT	SOURCE
Enumeration	Population Census (2001)

WHAT ARE THE USUAL SOURCES OF DISABILITY DATA?

SOURCE	BY WHOM
Population Census	Registrar General and Census Commissioner
Survey	National Sample Survey Organization

ANNUAL DISABILITY SPENDING (2011–2012)

INR 4.8 billion

GOVERNMENTAL FOCAL POINT ON DISABILITY MATTERS

Ministry of Social Justice & Empowerment/Department of Disability Affairs

WEBSITE
www.socialjustice.nic.in

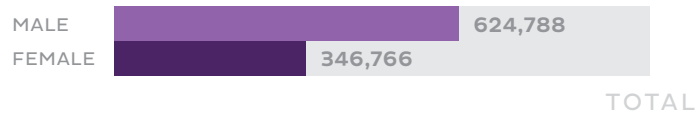
EMAIL
E-mail: pankaj.joshi@nic.in

Iran

ISLAMIC REPUBLIC OF


PERSONS WITH DISABILITIES

971,554



DISABILITY PREVALENCE¹ (%)


1.3



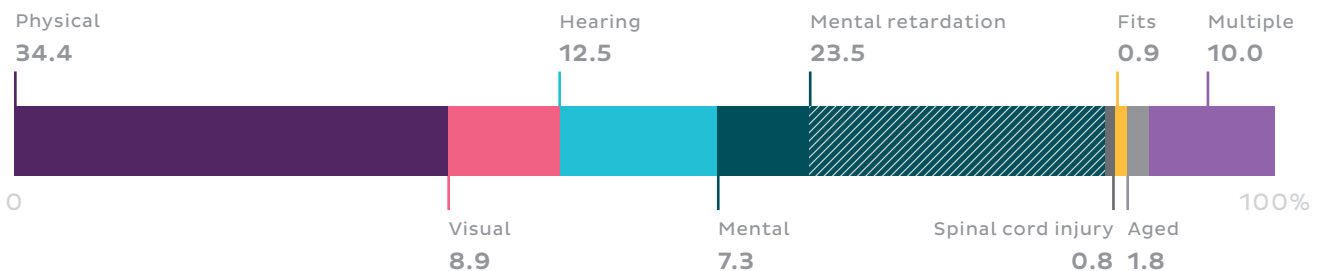
DISTRIBUTION OF DISABILITY BY AGE GROUP (%)



AGE-SPECIFIC PREVALENCE OF DISABILITY (%)



DISTRIBUTION BY TYPE OF DISABILITY² (%)



GOVERNMENT'S ACTION ON UN CRPD

SIGNATURE	No	RATIFICATION	23 Oct. 2009
------------------	----	---------------------	--------------

DOMESTIC LAWS AND POLICIES ON DISABILITY

■ Comprehensive Act on the Rights of People with Disabilities	Adoption in 2004
■ Strategic Plan of State Welfare Organization, 2011-2015	Adoption in 2011

SUPPORT SCHEMES FOR PERSONS WITH DISABILITIES

SOCIAL PROTECTION SCHEME FOR PERSONS WITH DISABILITIES—People with disabilities that have financial needs; receive services such as allowance, marriage credit, educational expense, medical and living allowance. Eligibility: assessed according to the type and severity of disability, its priorities of needs, social and economic status of the persons and credits of the organization.

DEFINITION OF DISABILITY/PERSONS WITH DISABILITIES

Persons with disabilities are defined as those who face limitation in personal and social functions due to physical and mental impairments.

METHOD OF MEASUREMENT	SOURCE
Registration	Databank of the State Welfare Organization (2012)

WHAT ARE THE USUAL SOURCES OF DISABILITY DATA?

SOURCE	BY WHOM
Registers	State Welfare Organization
Population Census	Statistical Centre of Iran

ANNUAL DISABILITY SPENDING

...

¹ Estimated by ESCAP.

² Mental means chronic psychiatric, and spinal cord injury includes thoracic, cervical and lumbar.

GOVERNMENTAL FOCAL POINT ON DISABILITY MATTERS

Ministry of Cooperation, Labor and Social Welfare/State Welfare Organization

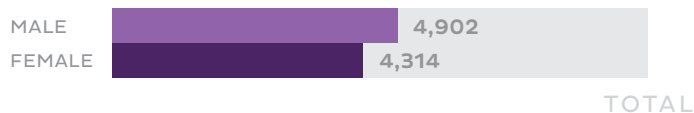
WEBSITE
www.behzisty.ir

EMAIL
international@behzisty.ir

Maldives

PERSONS WITH DISABILITIES

9,216




DISABILITY PREVALENCE (%)


3.4



DISTRIBUTION OF DISABILITY BY AGE GROUP (%)



AGE-SPECIFIC PREVALENCE OF DISABILITY (%)



DISTRIBUTION BY TYPE OF DISABILITY (%)



GOVERNMENT'S ACTION ON UN CRPD

SIGNATURE	2 Oct. 2007	RATIFICATION	5 Apr. 2010
------------------	-------------	---------------------	-------------

DOMESTIC LAWS AND POLICIES ON DISABILITY

<ul style="list-style-type: none">■ Law on Protecting the Rights of People with Special Needs and Providing Financial Assistance■ National Disability Policy■ Strategic Action Plan, 2009–2013■ Action Plan for Children with Disabilities, 2008–2013	Adoption in 2009 To be endorsed
--	------------------------------------

SUPPORT SCHEMES FOR PERSONS WITH DISABILITIES

HOME FOR PEOPLE WITH SPECIAL NEEDS—Aims to provide residential care to psychiatric patients and geriatric patients.

MONTHLY FINANCIAL ALLOWANCE—Eligibility: persons with visual disability (totally blind as certified by ophthalmologist).

DEFINITION OF DISABILITY/PERSONS WITH DISABILITIES

Disability is defined as the condition resulting from the interaction between persons with impairments, conditions or illnesses and the environmental and attitudinal barriers they face.

METHOD OF MEASUREMENT	SOURCE
Face-to-face interview	Disability Survey (2002)

WHAT ARE THE USUAL SOURCES OF DISABILITY DATA?

SOURCE	BY WHOM
Population Census	Department of National Planning
Disability Survey	Ministry of Health and Family

ANNUAL DISABILITY SPENDING

...

¹ Estimated by ESCAP.

GOVERNMENTAL FOCAL POINT ON DISABILITY MATTERS

Ministry of Health and Family/Department of Gender and Family Protection Services

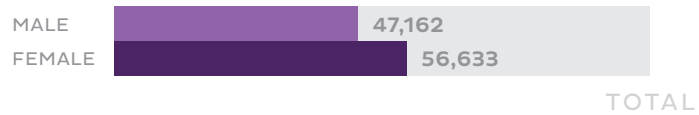
WEBSITE
www.health.gov.mv

EMAIL
afiya@health.gov.mv

Nepal


PERSONS WITH DISABILITIES

103,795

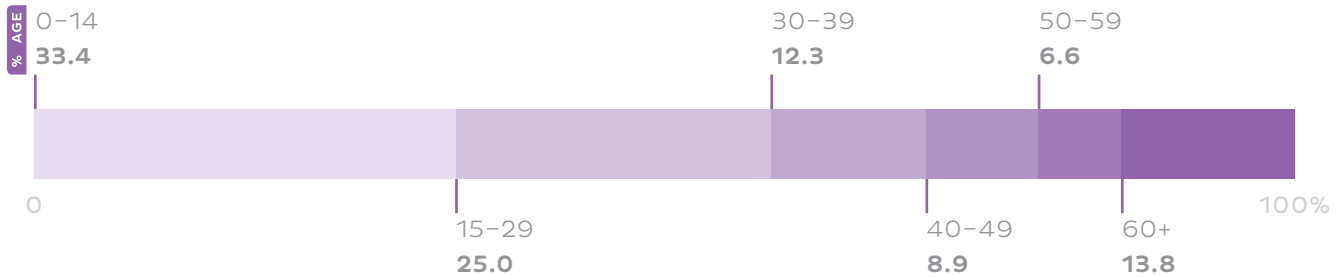


DISABILITY PREVALENCE¹ (%)

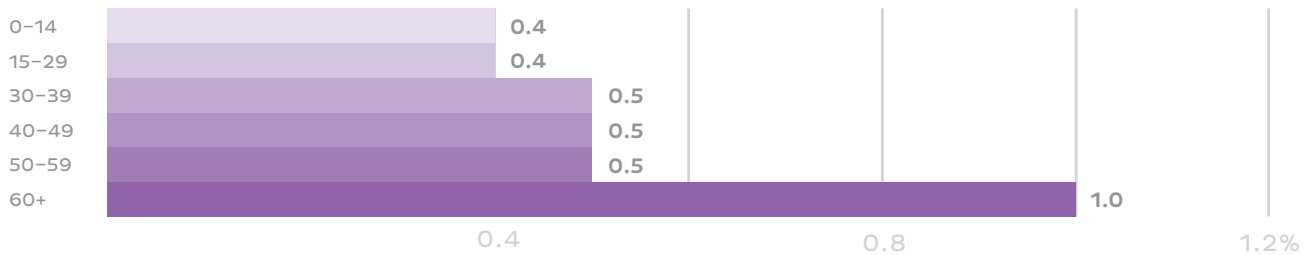
0.5



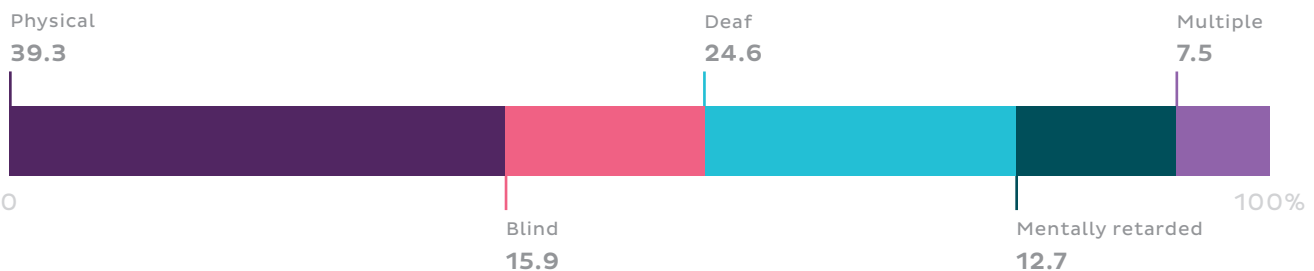
DISTRIBUTION OF DISABILITY BY AGE GROUP (%)



AGE-SPECIFIC PREVALENCE OF DISABILITY (%)



DISTRIBUTION BY TYPE OF DISABILITY (%)



GOVERNMENT'S ACTION ON UN CRPD

SIGNATURE	3 Jan. 2008	RATIFICATION	7 May 2010
------------------	-------------	---------------------	------------

DOMESTIC LAWS AND POLICIES ON DISABILITY

- Person with Disability Welfare Act, 2039
- Person with Disability Welfare Regulation, 2051
- National Disability Policy, 2006
- National Disability Action Plan, 2006-2016

SUPPORT SCHEMES FOR PERSONS WITH DISABILITIES

...

DEFINITION OF DISABILITY/PERSONS WITH DISABILITIES

Persons with disabilities are defined as those who are physically or mentally unable or handicapped to do normal daily lifework.

METHOD OF MEASUREMENT

Enumeration

SOURCE

Population Census (2001)

WHAT ARE THE USUAL SOURCES OF DISABILITY DATA?

SOURCE

Population Census

BY WHOM

Central Bureau of Statistics

Household mapping survey

Central Bureau of Statistics

ANNUAL DISABILITY SPENDING

...

¹ According to Nepal Health System Profile disability prevalence in 2001 was 1.6 per cent, accessed from http://www.searo.who.int/en/Section313/Section1523_6868.htm on 30 August 2012.

GOVERNMENTAL FOCAL POINT ON DISABILITY MATTERS

Ministry of Women, Children and Social Welfare

WEBSITE

www.mowcsw.gov.np

EMAIL

mail@mowcsw.gov.np

Pakistan

PERSONS WITH DISABILITIES

3,286,630


MALE ...
FEMALE ...

DISABILITY PREVALENCE (%)


2.5

MALE ...
FEMALE ...

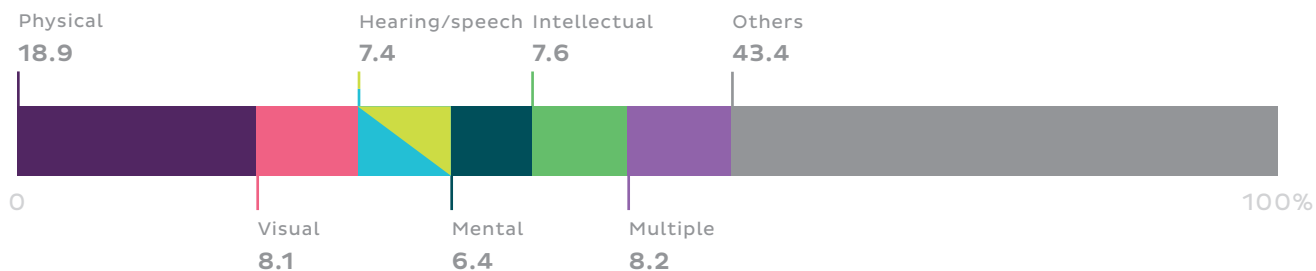
DISTRIBUTION OF DISABILITY BY AGE GROUP (%)



AGE-SPECIFIC PREVALENCE OF DISABILITY (%)



DISTRIBUTION BY TYPE OF DISABILITY (%)



GOVERNMENT'S ACTION ON UN CRPD

SIGNATURE	25 Sep. 2008	RATIFICATION	5 Jul. 2011
------------------	--------------	---------------------	-------------

DOMESTIC LAWS AND POLICIES ON DISABILITY

■ National Policy for Persons with Disabilities	2002
■ National Policy on Education	2009
■ Protection Against Harassment of Women at Work Place Act	2010
■ Child Protection Law – Khyber PukhtoonKhwa	2010
■ Child Protection Authority Bill	2011
■ National Plan of Action, 2006–2025	

SUPPORT SCHEMES FOR PERSONS WITH DISABILITIES¹

- Benazir Income Support Program
- Financial assistance to Persons with Disabilities through Pakistan Bait ul Mal
- Free medical treatment to persons with disabilities and their dependent family members in Federal and Provincial Government hospitals/dispensaries
- 50 per cent concession in air and rail fare for persons with disabilities
- Employment quota reserved for persons with disabilities in public and private sector (2 per cent)
- 10 year age relaxation in upper age limit for Government service in B-1-15

DEFINITION OF DISABILITY/PERSONS WITH DISABILITIES

Persons with disabilities are defined as those who, on account of injury, disease or congenital deformity, are handicapped for undertaking any gainful profession or employment in order to earn their livelihood and include persons who are blind, deaf, physically handicapped or mentally retarded.

METHOD OF MEASUREMENT

Enumeration

SOURCE

Population Census (1998)

WHAT ARE THE USUAL SOURCES OF DISABILITY DATA?

SOURCE

Population Census

Disability Survey

Registers

BY WHOM

Federal Bureau of Statistics

Federal Bureau of Statistics

National Data Base Registration Authority

ANNUAL DISABILITY SPENDING (2011)

PKR 366 million

¹ Eligibility for above schemes: disability certificate.

GOVERNMENTAL FOCAL POINT ON DISABILITY MATTERS

Directorate General of Special Education, Social Welfare, Child Welfare and Development

WEBSITE

...

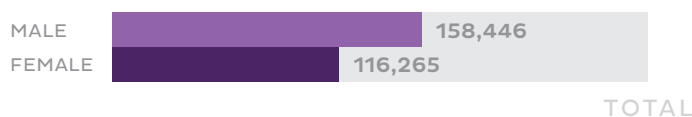
EMAIL

syedmustafain@hotmail.com

Sri Lanka

PERSONS WITH DISABILITIES

274,711

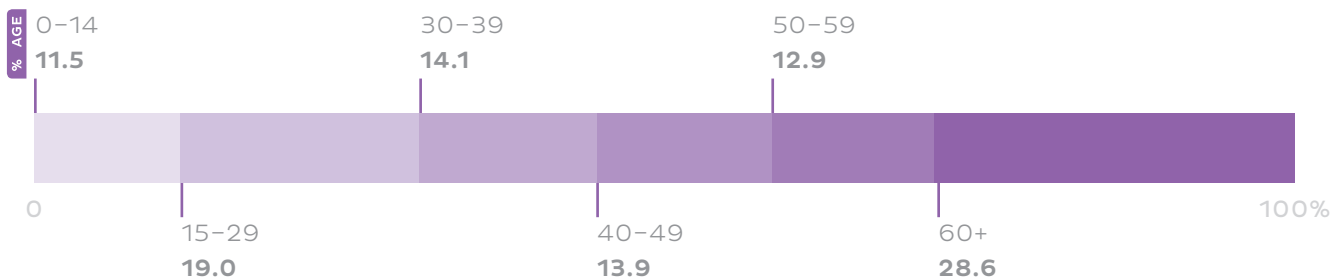


DISABILITY PREVALENCE (%)

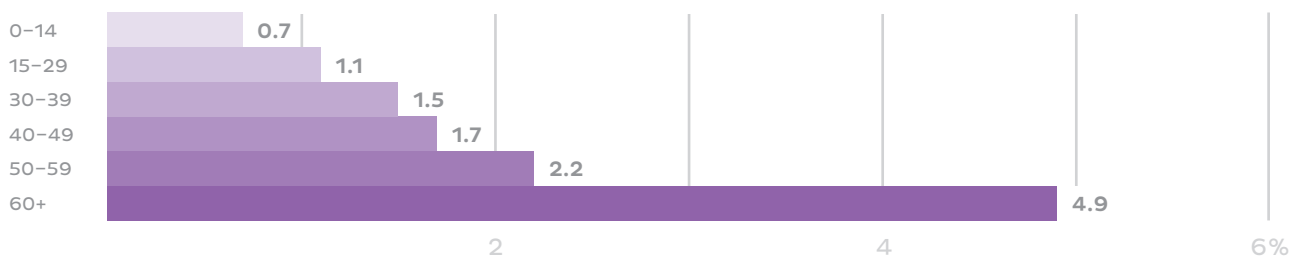
1.6



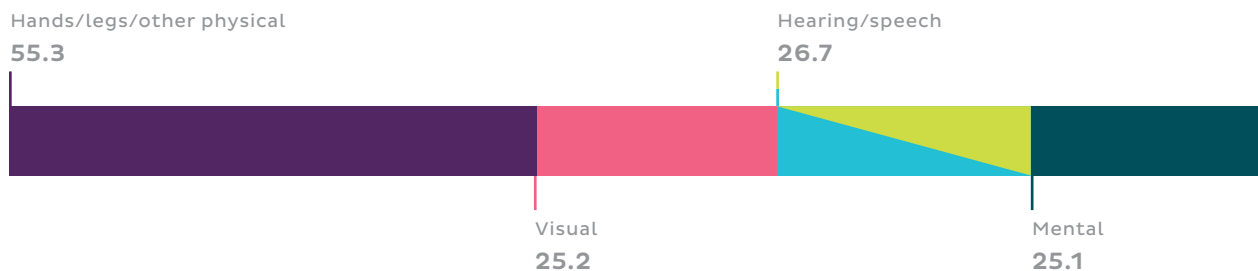
DISTRIBUTION OF DISABILITY BY AGE GROUP (%)



AGE-SPECIFIC PREVALENCE OF DISABILITY (%)



DISTRIBUTION BY TYPE OF DISABILITY¹ (%)



GOVERNMENT'S ACTION ON UN CRPD

SIGNATURE	30 Mar. 2007	RATIFICATION	No
------------------	--------------	---------------------	----

DOMESTIC LAWS AND POLICIES ON DISABILITY

<ul style="list-style-type: none">■ Protection of the Rights of Persons with Disabilities Act No.28 of 1996■ Disabled Persons' Accessibility Regulation No. 01 of 2006■ National Policy on Disability■ Action Plan for Persons with Disabilities	Amended Adoption in 2006 Adoption in 2003 Approval in 2011
---	---

SUPPORT SCHEMES FOR PERSONS WITH DISABILITIES

...

DEFINITION OF DISABILITY/PERSONS WITH DISABILITIES

Persons with disabilities are defined as those who, as a result of any deficiency in their physical or mental capabilities, whether congenital or not, are unable by themselves to ensure for themselves wholly or partly, the necessities of life.

METHOD OF MEASUREMENT

Enumeration

SOURCE

Population Census (2001)

WHAT ARE THE USUAL SOURCES OF DISABILITY DATA?

SOURCE

Population Census

BY WHOM

Department of Census and Statistics

ANNUAL DISABILITY SPENDING (2007)

LKR 25 million

¹ Persons with more than one type of disability are counted in each of the corresponding categories. Hence, the total number of persons with disabilities is much smaller than the aggregate of the number of persons by individual type of disability, and the sum of the proportion of various types exceeds 100.

GOVERNMENTAL FOCAL POINT ON DISABILITY MATTERS

Ministry of Social Services

WEBSITE

www.socialwelfare.gov.lk

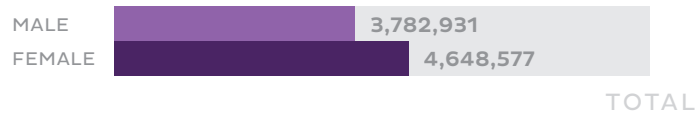
EMAIL

msssec@slt.net.lk

Turkey

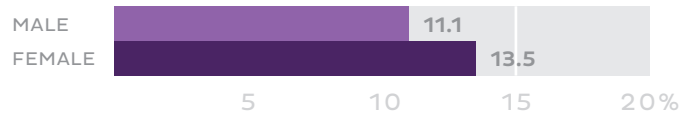
PERSONS WITH DISABILITIES

8,431,508

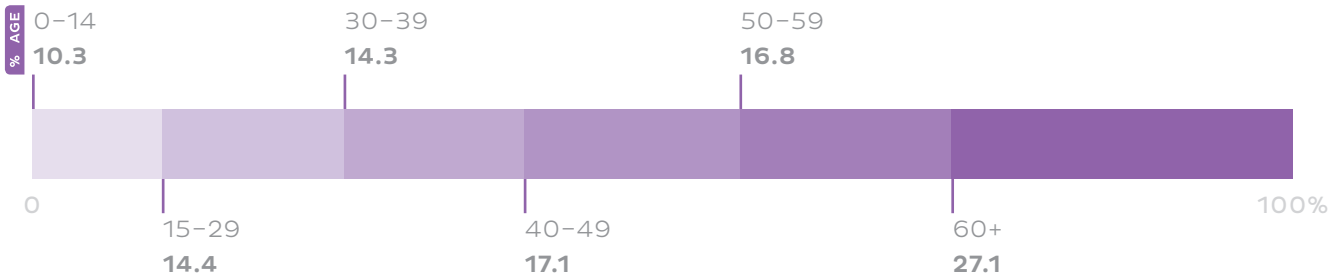


DISABILITY PREVALENCE (%)

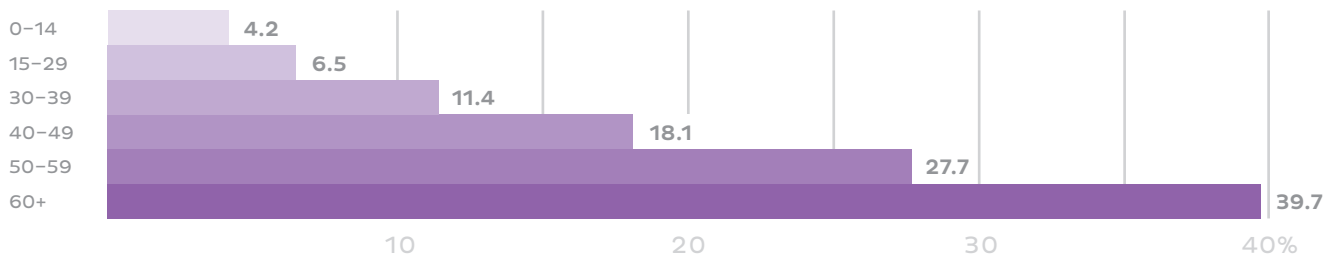
12.3



DISTRIBUTION OF DISABILITY BY AGE GROUP (%)



AGE-SPECIFIC PREVALENCE OF DISABILITY (%)



DISTRIBUTION BY TYPE OF DISABILITY (%)



GOVERNMENT'S ACTION ON UN CRPD

SIGNATURE

30 Mar. 2007

RATIFICATION

28 Sep. 2009

DOMESTIC LAWS AND POLICIES ON DISABILITY

■ Disability Law

■ Strategy and Action Plan on Care Services, 2011–2013

2005

SUPPORT SCHEMES FOR PERSONS WITH DISABILITIES

DISABILITY BENEFIT—Eligibility: under the Law 2022, persons with disabilities living in poverty who are not able to work or don't have the opportunity to work; parents of persons with disabilities under the age of 18 who do not have social security and live in poverty.

FINANCIAL SUPPORT FOR HOME CARE—Eligibility: persons with disabilities who are socially deprived or do not benefit from the social insurance system, living at care centres or at home.

PENSION SCHEME—Eligibility: insured disabled persons determined by Institution Healthcare Commission as having loss of earning capacity in the profession or incapacity to work (at least 60 per cent), e.g. public servants, workers or self-employed, as a result of profession accident or profession illness.

DEFINITION OF DISABILITY/PERSONS WITH DISABILITIES

Persons with disabilities are defined as those unable to ensure by themselves, wholly or partly, the necessities of a normal individual and/or social life, as a result of deficiency, either congenital or not, in their physical capabilities.

METHOD OF MEASUREMENT

Face-to-face interview

SOURCE

National Disability Survey (2002)

WHAT ARE THE USUAL SOURCES OF DISABILITY DATA?

SOURCE

Population Census

BY WHOM

Turkish Statistical Institute

Disability Survey

Turkish Statistical Institute;
General Directorate of Services for Persons with Disabilities and the Elderly

National Disability Database Project

General Directorate of Services for Persons with Disabilities and the Elderly

ANNUAL DISABILITY SPENDING (2010)

TRY 1.1 billion

GOVERNMENTAL FOCAL POINT ON DISABILITY MATTERS

Ministry of Family and Social Policy/General Directorate of Services for Persons with Disabilities and the Elderly

WEBSITE

www.ozurluveyasli.gov.tr

EMAIL

arastirmagelistirme@aile.gov.tr

Annex 1:

DATA COLLECTION INSTRUMENTS USED BY GOVERNMENTS IN ASIA-PACIFIC

	CENSUS	SURVEY		REGISTER	
		AS A MODULE TO EXISTING SURVEYS	DEDICATED SURVEY		
EAST AND NORTH-EAST ASIA	China			✓	
	Hong Kong, CHINA			✓	
	Japan	✓		✓	
	Macao, CHINA	✓		✓	
	Mongolia	✓		✓	
	Republic of Korea	✓	✓	✓	
NORTH AND CENTRAL ASIA	Armenia			✓	
	Azerbaijan			✓	
	Georgia			✓	
	Kazakhstan			✓	
	Kyrgyzstan			✓	
	Russian Federation			✓	
	Tajikistan	✓		✓	
	Turkmenistan				
	Uzbekistan				
	PACIFIC	American Samoa			
Australia		✓	✓	✓	
Cook Islands		✓	✓	✓	
Fiji		✓		✓	
French Polynesia					
Guam					
Kiribati		✓		✓	
Marshall Islands				✓	
Micronesia, FEDERATED STATES OF		✓			
Nauru			✓	✓	
New Caledonia				✓	
New Zealand		✓		✓	
Niue		✓		✓	
Northern Mariana Islands					
Palau			✓	✓	
Papua New Guinea					
Samoa		✓	✓	✓	
Solomon Islands		✓		✓	
Tonga		✓		✓	
Tuvalu		✓	✓	✓	
Vanuatu		✓		✓	
SOUTH AND SOUTH-WEST ASIA		Afghanistan			✓
		Bangladesh	✓		✓
	Bhutan	✓		✓	
	India	✓		✓	
	Iran, ISLAMIC REPUBLIC OF	✓		✓	
	Maldives	✓		✓	
	Nepal	✓	✓		
	Pakistan	✓		✓	
	Sri Lanka	✓		✓	
	Turkey	✓		✓	
	SOUTH-EAST ASIA	Brunei Darussalam	✓		✓
		Cambodia	✓	✓	
		Indonesia	✓	✓	✓
LaO PEOPLE'S DEMOCRATIC REPUBLIC		✓		✓	
Malaysia		✓	✓	✓	
Myanmar				✓	
Philippines		✓	✓	✓	
Singapore				✓	
Thailand		✓		✓	
Timor-Leste		✓			
Viet Nam		✓	✓	✓	
TOTAL	35	14	18	38	

References

Alzheimer's Disease International, 2009. *World Alzheimer Report, Executive Summary*. Accessed from <http://www.alz.co.uk/research/files/WorldAlzheimerReport-ExecutiveSummary.pdf> on 29 August 2012.

Australian Bureau of Statistics (2010). "Survey of Disability, Ageing and Carers: Summary of Findings", 2009. Accessed from <http://www.abs.gov.au/ausstats/abs@.nsf/Latestproducts/4446.0Main%20Features12009?open=document&tabname=Summary&prodno=4446.0&issue=2009&num=&view=> on 29 August 2012.

Conroy, P. & Mangan, I. (2004). NDA/NCAOP Literature Review and Analysis of the Interface between Disability and Ageing – Final Report.

Engelgau, M., S. El-Saharty, P. Kudesia, et al. (2011). *Capitalizing on the Demographic Transition: Tackling Non-communicable Diseases in South Asia*. Washington, DC: World Bank.

European Foundation for the Improvement of Living and Working Conditions (2003). *Illness, disability and social inclusion*. Accessed from <http://www.eurofound.europa.eu> on 30 August 2012.

Global Partnership for Disability and Development's database on Toolkit for Long Term Recovery "Haiti: Reconstruction for All". Accessed from http://www.gpdd-online.org/index.php?option=com_content&view=article&id=111:toolkit-for-long-term-recovery-haiti-reconstruction-for-all-&catid=1 on 29 August 2012.

Katsunori Fujii (2012). "Towards disability-inclusive and responsive disasters and emergency response and management through promoting accessibility". Paper submitted to the United Nations Expert Group Meeting entitled "Building an Inclusive Society and Development through Promoting Accessibility in Information and Communication Technologies (ICT): Emerging Issues and Trends" co-sponsored by the United Nations Department of Economic and Social Affairs, the United Nations Information Center and the Nippon Foundation in April 2012.

Lao People's Democratic Republic Department of Statistics (2007). *Results from the Population Census 2005*, accessed from <http://www.nsc.gov.la/PopulationCensus2005.htm> on 30 August 2012.

Organisation for Economic Co-operation and Development (2010). *Sickness, Disability and Work: Breaking the Barriers*. Accessed from <http://www.oecd-ilibrary.org> on 30 August 2012.

United Nations (2006). *Convention on the Rights of Persons with Disabilities (A/RES/61/106)*.

United Nations, Department of Economic and Social Affairs, Population Division (2011). *World Population Prospects: The 2010 Revision*. Accessed from <http://esa.un.org/unpd/wpp/> on 30 August 2012.

United Nations Development Programme (2011). *Human Development Report 2011: Sustainability and Equity: A Better Future for All*. New York. Accessed from <http://hdr.undp.org> on 30 August 2012.

United Nations Economic and Social Commission for Asia and the Pacific (2003). *Biwako Millennium Framework for Action towards an Inclusive, Barrier-free and Rights-based Society for Persons with Disabilities in Asia and the Pacific (E/ESCAP/APDDP/4/Rev.1)*. Accessed from http://unipd-centrodirittiumani.it/public/docs/31843_mainstreaming.pdf on accessed 30 August 2012.

United Nations Economic and Social Commission for Asia and the Pacific (2006). *Road Safety in Asia and the Pacific*. Meeting of Senior Government Officials in preparation for the Ministerial Conference on Transport, Busan, Republic of Korea (E/ESCAP/MCT/SGO/9). Accessed from http://www.unescap.org/ttdw/common/TPT/GettingStarted/3-Link/MCT_SGO_9E.pdf on 30 August 2012.

World Bank, Human Development Network, September 2011. "The Growing Danger of Non-Communicable Diseases. Acting Now to Reverse the Course".

World Bank database on GNI per capita. Accessed from <http://data.worldbank.org/indicator/NY.GNP.PCAP.CD> on 30 August 2012.

World Health Organization (2000). Global Programme on Evidence for Health Policy Working Paper N° 16. Accessed from www.who.int/healthinfo/paper16.pdf on 30 August 2012.

World Health Organization (2001). International Classification of Functioning, Disability and Health. Geneva. Accessed from http://www.disabilitaincifre.it/documenti/ICF_18.pdf on 30 August 2012.

World Health Organization (2009). *Global status report on road safety: time for action*. Geneva. www.who.int/violence_injury_prevention/road_safety_status/2009

World Health Organization (2011). Fact sheet N° 352 of June 2011. Accessed from <http://www.who.int/mediacentre/factsheets/fs352/en/index.html> in January 2012.

World Health Organization (2011). *Global status report on noncommunicable diseases 2010*. Geneva. WHO. Accessed from http://www.who.int/chp/ncd_global_status_report/en/index.html on 30 August 2012.

World Health Organization, United Nations Economic and Social Commission for Asia and the Pacific (2008). *Training Manual on Disability Statistics* (Sales No. E.08.II.F.16).

World Health Organization, World Bank (2011). World Report on Disability. Accessed from http://whqlibdoc.who.int/publications/2011/9789240685215_eng.pdf on 30 August 2012.

Explanatory Notes

DISABILITY-ADJUSTED LIFE EXPECTANCY AT BIRTH (DALE) is the number of healthy years of life that can be expected on average in a given population. It is generally calculated at birth, but estimates can also be prepared at other ages. Healthy life expectancy has the advantage of capturing all causes of disability across a population and relating them to life expectancy defined by mortality.

SOURCE: WHO (June 2000). Estimates of DALE for 191 countries: methods and results. Global Programme on Evidence for Health Policy Working Paper No. 16, accessed from <http://www.who.int/healthinfo/paper16.pdf> on 1 July 2012.

DISABILITY PREVALENCE is the total number of persons with disabilities in the population at a given time divided by the total number of the same population. As the population of a country consists of persons with disabilities (α) and persons living without disabilities (β), the formula for the prevalence (r) is:

$$r = [\alpha / (\alpha + \beta)] \times 100$$

GROSS NATIONAL INCOME (GNI) is the sum of value added by all resident producers plus any product taxes (less subsidies) not included in the valuation of output plus net receipts of primary income (compensation of employees and property income) from abroad. GNI, purchasing power parity (PPP) adjusted is GNI converted to international dollars using purchasing power parity rates. An international dollar has the same purchasing power over GNI as a U.S. dollar has in the United States of America.

SOURCE: World Bank on-line database GNI, accessed from <http://data.worldbank.org/indicator/NY.GNP.PCAP.PP.CD> on 30 August 2012.

HUMAN DEVELOPMENT INDEX (HDI) is a composite index measuring the average achievements in a country in three basic dimensions of human development: a long and healthy life, access to knowledge and a decent standard of living. The HDI is the geometric mean of normalized indices measuring achievements in each dimension.

SOURCE: UNDP (2011). *Human Development Report 2011: Sustainability and Equity: A Better Future for All*, accessed from <http://hdr.undp.org/en/reports/global/hdr2011/> on 30 August 2012.

LIFE EXPECTANCY AT BIRTH indicates the number of years a newborn infant would live if prevailing patterns of age-specific mortality rates at the time of birth were to stay the same throughout the infant's life.

SOURCE: United Nations. "World Population Prospects: The 2010 Revision", accessed from http://esa.un.org/wpp/unpp/panel_population.htm on 30 August 2012.

MEDIAN AGE is the age that divides a population into two parts of equal size; that is, half the people are younger than this age and half are older. Since the median age is used as a summary index of the age distribution of a population, population ageing occurs when the median age of a country rises.

SOURCE: United Nations. "World Population Prospects: The 2010 Revision", accessed from http://esa.un.org/wpp/unpp/panel_population.htm on 30 August 2012.

TOTAL POPULATION is de facto population in a country, area or region as of 1 July. The United Nations Population Division issues a new revision of population estimates and projections every two years. The most recent data of World Population Prospects is the 2010 Revision, released on 3 May 2011.

SOURCE: United Nations. "World Population Prospects: The 2010 Revision", accessed from http://esa.un.org/wpp/unpp/panel_population.htm on 30 August 2012.

COUNTRY NAMES: "Asia and the Pacific" in this publication refers to the 58 regional members and associate members of the Economic and Social Commission for Asia and the Pacific. The 58 regional members and associate members are referred to as "countries" throughout the publication even though some territories which are not countries are included. Some countries are referred to by a shortened version of their official name in tables and charts.

SUBREGIONAL POLICY MATRIX TERMS

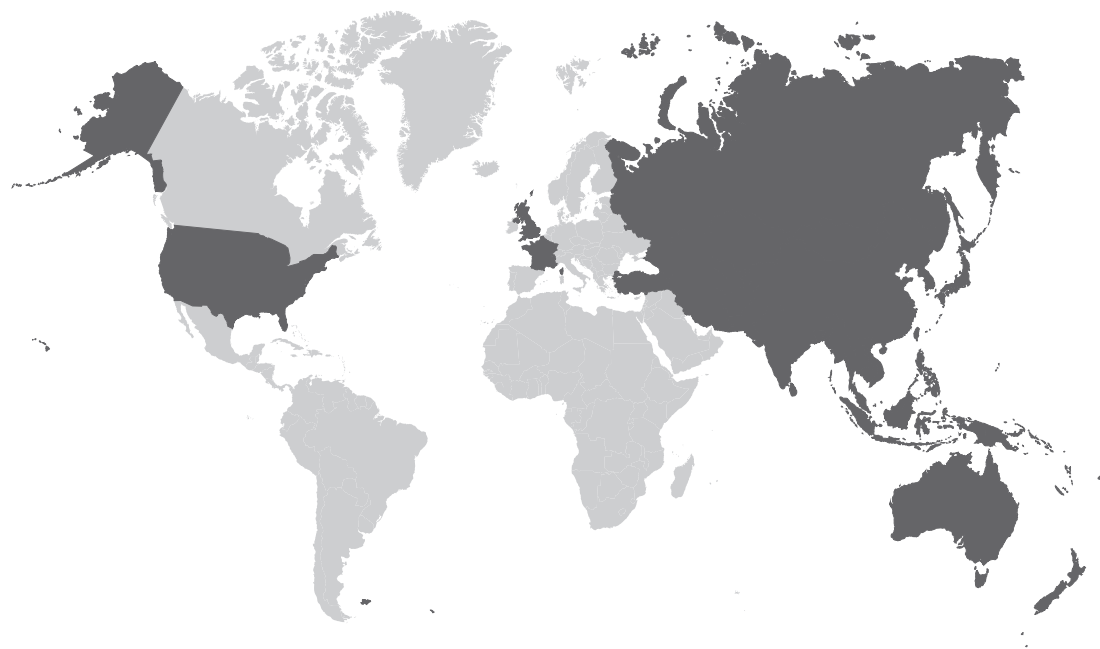
ANTI-DISCRIMINATION LAW ON DISABILITY: Law that prohibits discrimination on the ground of disability which includes clear definitions of disability-based discrimination and enforcement mechanisms.

COMPREHENSIVE DISABILITY LEGISLATION: A stand-alone disability-focused legislation, providing basic principles and approaches on a wide range of disability issues and is not constricted to one specific thematic area.

DISABILITY POLICY: Disability policy is a stand-alone, disability-focused set of measures, which are not legally binding, but are usually endorsed by the executive branch of the Government (includes Order, Decree or Strategy).

DISABILITY PLAN OF ACTION: This is usually a detailed plan of action to implement policies and laws and typically includes time-bound targets and indicators.

ESCAP is the regional development arm of the United Nations and serves as the main economic and social development centre for the United Nations in Asia and the Pacific. Its mandate is to foster cooperation between its 53 members and 9 associate members. ESCAP provides the strategic link between global and country-level programmes and issues. It supports Governments of countries in the region in consolidating regional positions and advocates regional approaches to meeting the region's unique socioeconomic challenges in a globalizing world. The ESCAP secretariat is located in Bangkok, Thailand. Please visit our website at www.unescap.org for further information.



United Nations Publication
Sales N^o. E.12.II.F.13
Copyright © United Nations 2012
All rights reserved
Manufactured in Thailand
ISBN: 978-92-1-120650-0
ST/ESCAP/2642

كيفية الحصول علي منشورات الامم المتحده

يمكن الحصول علي منشورات الامم المتحده من المكتبات ودور التوزيع في جميع انحاء العالم. استعلم عنها من المكتبه التي تتعامل معها أو اكتب الي: الامم المتحده, قسم البيع في نيويورك او في جنيف.

如何购取联合国出版物

联合国出版物在全世界各地的书店和经售处均有发售。
请向书店询问或写信到纽约或日内瓦的联合国销售组。

HOW TO OBTAIN UNITED NATIONS PUBLICATIONS

United Nations publications may be obtained from bookstores and distributors throughout the world. Consult your bookstore or write to: United Nations, Sales Section, New York or Geneva.

COMMENT SE PROCURER LES PUBLICATIONS DES NATIONS UNIES

Les publications des Nations Unies sont en vente dans les librairies et les agences dépositaires du monde entier. Informez-vous auprès de votre libraire ou adressez-vous à : Nations Unies, Section des ventes, New York ou Genève.

КАК ПОЛУЧИТЬ ИЗДАНИЯ ОРГАНИЗАЦИИ ОБЪЕДИНЕННЫХ НАЦИЙ

Издания Организации Объединенных Наций можно купить в книжных магазинах и агентствах во всех районах мира. Наводите справки об изданиях в вашем книжном магазине или пишите по адресу: Организация Объединенных Наций, Секция по продаже изданий, Нью-Йорк или Женева.

CÓMO CONSEGUIR PUBLICACIONES DE LAS NACIONES UNIDAS

Las publicaciones de las Naciones Unidas están en venta en librerías y casas distribuidoras En todas partes del mundo. Consulte a su librero o diríjase a: Naciones Unidas, sección de ventas, Nueva York o Ginebra.

USD 25
ISBN 978-92-1-120650-0

ISBN 978-92-1-120650-0

52500



9 789211 206500

United Nations Publication
Printed in Bangkok
September 2012